

Michelin Le Mans Cup

Le Castellet Round

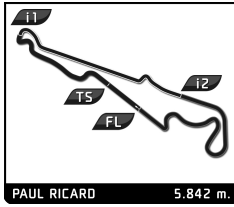
Free Practice 1

Sector Analysis

PAUL RICARD 5.842 m

■ Personal Best
 ■ Session Best
 ■ Crossing the finish line in pit lane

Lap	D	Time	Sector 1	Sector 2	Sector 3	T. Spd	Elapsed	Lap	D	Time	Sector 1	Sector 2	Sector 3	T. Spd	Elapsed	
3	DKR Engineering							Norma M 30 - Nissan								
	1.Jean GLORIEUX 2.Alexander TORIL							LMP3								
	1	1	2:36.603	55.172	44.251	57.180	120.0	2:36.603	9	1	2:23.332	44.296	39.928	59.108	237.4	32:37.965
	2	1	2:18.154	39.064	41.030	58.060	241.1	4:54.757	10	1	2:17.118	38.574	39.375	59.169	236.3	34:55.083
	3	1	2:09.012	36.387	38.136	54.489	240.0	7:03.769	11	1	2:15.787	38.044	39.342	58.401	240.5	37:10.870
	4	1	2:06.719	35.551	37.601	53.567	246.0	9:10.488	12	1	2:16.981	37.844	39.700	59.437	240.5	39:27.851
	5	1	2:13.818	B 35.240	37.430	1:01.148	246.6	11:24.306	13	1	2:15.240	38.010	39.154	58.076	240.5	41:43.091
	6	1	4:03.317	B 2:17.649	37.526	1:08.142	151.3	15:27.623	14	1	2:15.317	38.000	39.436	57.881	239.5	43:58.408
	7	1	9:57.488	8:24.417	39.629	53.442	148.6	25:25.111	15	1	2:15.544	38.183	38.608	58.753	234.8	46:13.952
	8	1	2:07.435	35.310	37.930	54.195	244.3	27:32.546	16	1	2:16.278	38.740	39.411	58.127	236.3	48:30.230
	9	1	2:06.237	35.889	37.615	52.733	248.3	29:38.783	17	1	2:18.750	38.871	39.787	1:00.092	239.5	50:48.980
	10	1	2:05.558	35.067	37.662	52.829	246.0	31:44.341	18	1	2:16.502	38.621	39.165	58.716	241.6	53:05.482
	11	1	2:04.389	34.827	37.393	52.169	246.0	33:48.730	19	1	2:15.708	38.710	38.832	58.166	224.5	55:21.190
	12	1	2:12.552	B 35.322	37.130	1:00.100	246.0	36:01.282	20	1	2:14.513	37.479	38.784	58.250	240.0	57:35.703
	13	1	4:43.262	3:04.630	41.427	57.205	140.6	40:44.544	21	1	2:20.722	41.109	39.861	59.752	231.8	59:56.425
	14	1	2:13.742			55.669	245.5	42:58.286	22	1	2:14.407	37.650	38.667	58.090	242.7	1:02:10.832
	15	1	2:09.620	37.313	37.686	54.621	243.2	45:07.906								
	16	1	2:07.872	36.077	37.661	54.134	245.5	47:15.778								
	17	1	2:08.030	36.038	37.561	54.431	244.9	49:23.808								
	18	1	2:06.918	36.121	37.372	53.425	246.0	51:30.726								
	19	1	2:06.514	35.907	37.508	53.099	247.1	53:37.240								
	20	1	2:19.039	35.740	37.550	1:05.749	246.0	55:56.279								
	21	1	2:08.177	35.940	37.844	54.393	247.1	58:04.456								
22	1	2:08.140	36.069	38.013	54.058	247.7	1:00:12.596									
4	Cool Racing By GPC							Ligier JS P3 - Nissan								
	1.Alexandre COIGNY 2.Iradj ALEXANDER							LMP3								
	1	1	2:55.416	1:11.462	43.663	1:00.291	133.8	2:55.416								
	2	1	2:19.380	39.327	41.003	59.050	225.0	5:14.796								
	3	1	2:16.751	39.406	40.028	57.317	181.8	7:31.547								
	4	1	2:12.679	37.663	39.066	55.950	240.0	9:44.226								
	5	1	2:10.962	36.587	38.567	55.808	238.9	11:55.188								
	6	1	2:10.095	36.696	38.320	55.079	240.0	14:05.283								
	7	1	3:29.549	B 36.858	57.083	1:55.608	240.0	17:34.832								
	8	1	8:46.206	7:06.499	41.453	58.254	133.0	26:21.038								
	9	1	2:12.084	37.279	38.704	56.101	242.2	28:33.122								
	10	1	2:13.413	37.371	39.775	56.267	241.6	30:46.535								
	11	1	2:12.947	37.403	39.502	56.042	241.6	32:59.482								
	12	1	2:28.026	B 37.383	41.075	1:09.568	243.2	35:27.508								
	13	2	4:53.006	3:17.617	39.661	55.728	145.9	40:20.514								
	14	2	2:10.475	35.984	37.616	56.875	242.2	42:30.989								
	15	2	2:06.952	35.706	37.334	53.912	243.8	44:37.941								
	16	2	2:16.740	B 36.035	37.598	1:03.107	243.2	46:54.681								
17	2	5:59.973	4:27.744	37.948	54.281	151.0	52:54.654									
5	RAM Racing							Mercedes AMG GT3								
	1.Remon VOS 2.Tom ONSLOW COLE							GT3								
	1	2	2:43.649	1:05.360	41.551	56.738	146.1	2:43.649								
	2	2	2:11.561	36.977	38.495	56.089	240.0	4:55.210								
	3	2	2:10.245	36.847	38.182	55.216	240.5	7:05.455								
	4	2	2:09.205	36.505	37.918	54.782	242.2	9:14.660								
	5	2	2:17.054	B 36.028	37.992	1:03.034	241.1	11:31.714								
	6	1	14:08.617	...	42.525	59.252	131.2	25:40.331								
	7	1	2:17.916	38.840	40.318	58.758	232.8	27:58.247								
	8	1	2:16.386	37.952	39.501	58.933	239.5	30:14.633								
7	Lee Mowle							Mercedes AMG GT3								
	1.Lee MOWLE 2.Phil KEEN							GT3								
	1	2	2:50.314	1:04.484	44.817	1:01.013	130.0	2:50.314								
	2	2	2:21.117	39.202	40.775	1:01.140	194.2	5:11.431								
	3	2	2:16.740	38.575	39.912	58.253	211.8	7:28.171								
	4	2	2:18.965	40.217	42.931	55.817	187.2	9:47.136								
	5	2	2:08.760	35.925	37.947	54.888	240.5	11:55.896								
	6	2	10:58.524	B 36.524	39.876	9:42.124	242.7	22:54.420								
	7	2	2:39.929	1:03.308	38.700	57.921	143.0	25:34.349								
	8	2	2:07.889	35.771	37.991	54.127	241.6	27:42.238								
	9	2	2:07.157	35.231	37.743	54.183	242.2	29:49.395								
	10	2	4:25.757	B 35.561	37.955	3:12.241	242.7	34:15.152								
	11	1	2:32.375	55.757	39.566	57.052	143.8	36:47.527								
	12	1	2:14.224	37.520	39.099	57.605	241.6	39:01.751								
	13	1	2:14.696	38.485	39.241	56.970	243.8	41:16.447								
	14	1	2:12.309	36.878	38.797	56.634	241.6	43:28.756								
	15	1	2:18.114	37.601	39.645	1:00.868	242.2	45:46.870								
	16	1	2:13.009	37.384	38.857	56.768	241.1	47:59.879								
	17	1	4:35.900	B 37.043	39.089	3:19.768	241.6	52:35.779								
	18	1	2:38.002	57.925	41.286	58.791	149.2	55:13.781								
	19	1	2:13.417	37.352	39.267	56.798	241.6	57:27.198								
	20	1	2:12.193	36.823	38.889	56.481	242.2	59:39.391								
21	1	2:12.302	36.821	39.029	56.452	243.8	1:01:51.693									
8	SVC Sport Management							Lamborghini Huracan GT3								
	1.Cédric MÉZARD 2.Steeve HIESSE							GT3								
	1	2	3:09.486	1:18.843	47.856	1:02.787	111.0	3:09.486								
	2	2	2:19.459	41.295	40.925	57.239	182.4	5:28.945								
	3	2	2:38.100	43.719	48.065	1:06.316	203.8	8:07.045								
	4	2	2:13.621	37.804	39.245	56.572	235.3	10:20.666								
	5	2	2:08.674	36.154	37.996	54.524	240.5	12:29.340								
	6	2	2:08.059	35.807	37.898	54.354	241.6	14:37.399								
	7	2	3:21.618	B 37.815	55.736	1:48.067	241.6	17:59.017								
	8	2	8:13.470	6:34.187	42.186	57.097	115.1	26:12.487								
	9	2	2:09.202	36.625	38.160	54.417	240.5	28:21.689								
	10	2	2:16.945	37.063	41.906	57.976	241.1	30:38.634								
	11	2	2:07.893	35.610	37.820	54.463	240.0	32:46.527								
	12	2	2:18.528	B 35.596	37.856	1:05.076	241.1	35:05.055								
	13	1	4:34.118	2:57.920	40.105	56.093	133.8	39:39.173								
14	1	2:11.788	36.764	38.677	56.347	240.5	41:50.961									
15	1	2:11.445	37.155	38.687	55.603	240.0	44:02.406									



Michelin Le Mans Cup

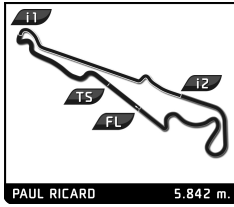
Le Castellet Round

Free Practice 1

Sector Analysis

■ Personal Best
 ■ Session Best
 ■ Crossing the finish line in pit lane

Lap	D	Time	Sector 1	Sector 2	Sector 3	T. Spd	Elapsed	Lap	D	Time	Sector 1	Sector 2	Sector 3	T. Spd	Elapsed
9 Duqueine Engineering Ligier JS P3 - Nissan 1. Joël JANCO 2. Kenton KOCH															
1	2	3:40.853	B	46.691	41.422	2:12.740	137.6	3:40.853							
2	2	2:24.942		52.109	39.095	53.738	149.0	6:05.795							
3	2	2:06.355		35.730	37.905	52.720	238.4	8:12.150							
4	2	2:06.838		35.793	37.959	53.086	240.0	10:18.988							
5	2	2:05.712		35.242	37.612	52.858	238.9	12:24.700							
6	2	2:05.824		35.509	37.731	52.584	238.4	14:30.524							
7	2	8:42.727	B	35.649	43.363	7:23.715	240.5	23:13.251							
8	2	2:27.123		55.354	37.903	53.866	112.5	25:40.374							
9	2	2:07.208		35.584	37.554	54.070	239.5	27:47.582							
10	2	2:05.674		35.173	37.436	53.065	238.4	29:53.256							
11	2	2:07.373		36.543	37.513	53.317	240.0	32:00.629							
12	2	4:04.703	B	35.383	37.533	2:51.787	240.5	36:05.332							
13	1	2:55.433		1:01.177	41.316	1:12.940	116.1	39:00.765							
14	1	2:28.824		40.452	40.324	1:08.048	230.3	41:29.589							
15	1	2:22.866		41.054	41.016	1:00.796	197.1	43:52.455							
16	1	2:18.358		39.562	40.454	58.342	239.5	46:10.813							
17	1	2:18.576		39.408	41.092	58.076	239.5	48:29.389							
18	1	2:20.821		39.304	41.801	59.716	239.5	50:50.210							
19	1	2:16.969		38.561	40.020	58.388	240.5	53:07.179							
20	1	2:14.716		38.441	39.443	56.832	240.0	55:21.895							
21	1	2:13.958		38.077	39.327	56.554	242.2	57:35.853							
22	1	2:56.118		53.551	41.465	1:21.102	240.0	1:00:31.971							
14 RLR MSport Ligier JS P3 - Nissan 1. Ross WARBURTON 2. Alex KAPADIA															
1	2	2:28.015		53.390	39.789	54.836	134.5	2:28.015							
2	2	2:06.050		35.740	37.602	52.708	240.5	4:34.065							
3	2	2:05.354		35.463	37.414	52.477	241.6	6:39.419							
4	2	2:15.864	B	36.014	38.133	1:01.717	242.7	8:55.283							
5	2	5:25.605		3:55.684	37.517	52.404	147.3	14:20.888							
6	2	3:18.579	B	35.933	46.284	1:56.362	243.2	17:39.467							
7	1	8:46.074		6:53.614	47.779	1:04.681	84.0	26:25.541							
8	1	2:15.400		38.290	39.228	57.882	239.5	28:40.941							
9	1	2:15.255		38.233	39.170	57.852	240.5	30:56.196							
10	1	2:19.832		37.371	42.842	59.619	241.1	33:16.028							
11	1	2:13.146		37.411	39.054	56.681	240.5	35:29.174							
12	1	2:11.635		37.047	38.695	55.893	241.1	37:40.809							
13	1	2:11.730		36.950	38.646	56.134	241.1	39:52.539							
14	1	2:19.232		40.470	41.941	56.821	213.0	42:11.771							
15	1	2:11.456		36.541	38.713	56.202	241.6	44:23.227							
16	1	2:38.567	B	42.642	43.454	1:12.471	181.2	47:01.794							
17	2	5:40.417		4:08.438	38.707	53.272	144.2	52:42.211							
18	2	2:05.504		35.459	37.459	52.586	241.6	54:47.715							
19	2	2:05.069		35.096	37.122	52.851	243.8	56:52.784							
20	2	2:06.595		35.768	37.146	53.681	247.7	58:59.379							
21	2	2:05.251		35.039	37.522	52.690	244.3	1:01:04.630							
22 United Autosports Ligier JS P3 - Nissan 1. James McGUIRE 2. Matthew BELL															
1	2	2:32.806		57.176	40.657	54.973	149.4	2:32.806							
2	2	2:11.259		36.500	37.843	56.916	238.9	4:44.065							
3	2	2:06.605		35.779	37.567	53.259	240.5	6:50.670							
4	2	8:12.309	B	35.462	37.563	6:59.284	241.1	15:02.979							
5	2	10:09.940		8:37.892	38.200	53.848	145.2	25:12.919							
6	2	2:07.898		36.080	38.051	53.767	240.0	27:20.817							
7	2	2:07.110		35.916	37.560	53.634	241.1	29:27.927							
8	2	2:07.926		35.896	38.006	54.024	241.1	31:35.853							
9	2	4:48.872	B	35.866	38.019	3:34.987	241.1	36:24.725							
10	1	2:35.847		57.994	40.480	57.373	141.0	39:00.572							
11	1	2:14.048		37.212	39.805	57.031	240.5	41:14.620							
12	1	2:13.388		37.608	39.150	56.630	240.5	43:28.008							
13	1	2:13.548		37.589	39.714	56.245	241.6	45:41.556							
14	1	2:12.373		36.993	39.312	56.068	241.1	47:53.929							
15	1	2:35.051		59.038	40.137	55.876	241.1	50:28.980							
16	1	2:11.419		37.077	38.716	55.626	241.6	52:40.399							
17	1	2:24.646		37.101	39.445	1:08.100	241.6	55:05.045							
18	1	2:11.281		36.805	38.693	55.783	240.5	57:16.326							
19	1	2:14.343		37.631	40.626	56.086	242.2	59:30.669							
20	1	2:13.623		37.080	38.773	57.770	243.2	1:01:44.292							
23 United Autosports Ligier JS P3 - Nissan 1. Richard MEINS 2. Andrew BENTLEY															
1	1	2:32.297		53.082	41.571	57.644	133.0	2:32.297							
2	1	4:17.078	B	42.213	40.670	2:54.195	237.9	6:49.375							
3	1	2:32.662		55.473	39.484	57.705	143.0	9:22.037							
4	1	2:12.988		37.567	39.336	56.085	238.9	11:35.025							
5	1	2:12.255		37.208	39.212	55.835	240.0	13:47.280							
6	1	9:48.175	B	37.350	44.398	8:26.427	243.2	23:35.455							
7	1	2:40.071		58.659	43.253	58.159	141.4	26:15.526							
8	1	2:13.085		37.967	39.113	56.005	226.9	28:28.611							
9	1	2:11.617		36.564	38.016	57.037	240.0	30:40.228							
10	1	2:13.609		36.156	40.638	56.815	242.2	32:53.837							
11	1	2:09.316		36.047	37.940	55.329	242.7	35:03.153							
12	1	2:12.563		38.331	38.060	56.172	243.2	37:15.716							
13	1	4:14.406	B	36.010	38.097	3:00.299	242.7	41:30.122							
14	2	2:28.468		52.980	37.794	57.694	142.9	43:58.590							
15	2	2:07.470		35.879	38.191	53.400	242.2	46:06.060							
16	2	2:06.033		35.327	37.394	53.312	243.2	48:12.093							
17	2	2:07.335		36.470	37.370	53.495	243.2	50:19.428							
18	2	2:07.499		35.623	37.281	54.595	244.3	52:26.927							
19	2	2:06.723		35.554	37.541	53.628	242.2	54:33.650							
20	2	2:05.838		35.255	37.390	53.193	242.7	56:39.488							
21	2	4:02.794	B	35.508	37.580	2:49.706	243.8	1:00:42.282							
33 Ibran Pardo Javier Ligier JS P3 - Nissan 1. Javier IBRAN 2. Mathijs BAKKER															
1	1	2:39.056		56.898	43.917	58.241	150.0	2:39.056							
2	1	2:30.675		38.204	54.358	58.113	231.8	5:09.731							
3	1	3:06.282	B	50.081	55.415	1:20.786	237.4	8:16.013							
4	1	7:53.041	B	5:46.209	50.606	1:16.226	110.8	16:09.054							
5	1	10:17.429		8:30.981	44.112	1:02.336	120.0	26:26.483							
6	1	2:17.850		37.976	39.917	59.957	235.3	28:44.333							



Michelin Le Mans Cup

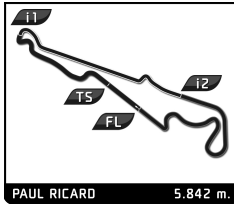
Le Castellet Round

Free Practice 1

Sector Analysis

■ Personal Best
 ■ Session Best
 ■ Crossing the finish line in pit lane

Lap	D	Time	Sector 1	Sector 2	Sector 3	T. Spd	Elapsed	Lap	D	Time	Sector 1	Sector 2	Sector 3	T. Spd	Elapsed
46 Ebimotors Lamborghini Huracan GT3 1. Emanuele BUSNELLI 2. Fabio BABINI															
1	2	3:00.035	1:17.959	43.058	59.018	123.3	3:00.035								
2	2	2:14.279	37.127	39.871	57.281	235.3	5:14.314								
3	2	2:10.277	36.390	38.374	55.513	241.1	7:24.591								
4	2	2:10.210	35.947	39.008	55.255	241.1	9:34.801								
5	2	2:08.372	35.604	38.067	54.701	241.1	11:43.173								
6	2	11:34.662 B	35.538	38.061	...	241.6	23:17.835								
7	1	2:50.434	58.347	40.790	1:11.297	144.6	26:08.269								
8	1	2:10.277	36.378	38.408	55.491	238.9	28:18.546								
9	1	6:15.840 B	35.966	38.081	5:01.793	241.1	34:34.386								
10	1	2:27.260	53.046	38.847	55.367	147.1	37:01.646								
11	1	2:13.067	36.821	39.227	57.019	241.1	39:14.713								
12	1	2:10.507	36.136	38.390	55.981	240.0	41:25.220								
13	1	2:12.123	36.906	39.261	55.956	240.0	43:37.343								
14	1	2:10.816	36.823	38.509	55.484	240.0	45:48.159								
15	1	4:58.813 B	36.650	46.766	3:35.397	241.6	50:46.972								
16	1	2:34.743	57.115	40.760	56.868	138.8	53:21.715								
17	1	2:11.018	36.322	38.718	55.978	240.5	55:32.733								
18	1	2:09.656	36.074	38.359	55.223	241.6	57:42.389								
19	1	2:12.965	36.060	38.910	57.995	241.1	59:55.354								
20	1	2:09.806	36.257	38.196	55.353	242.7	1:02:05.160								
53 M. Racing - YMR Ligier JS P3 - Nissan 1. Natan BIHEL 2. Laurent MILLARA															
1	1	2:30.387	51.817	40.956	57.614	124.0	2:30.387								
2	1	2:10.168	37.509	38.795	53.864	237.9	4:40.555								
3	1	2:06.426	35.620	37.471	53.335	242.7	6:46.981								
4	1	2:06.565	36.084	37.410	53.071	242.2	8:53.546								
5	1	2:05.728	35.061	37.517	53.150	242.7	10:59.274								
6	1	2:05.476	35.267	37.090	53.119	243.2	13:04.750								
7	1	2:19.922 B	35.238	37.497	1:07.187	242.7	15:24.672								
8	1	10:50.957	9:17.095	39.497	54.365	135.0	26:15.629								
9	1	2:06.496	35.399	37.209	53.888	242.7	28:22.125								
10	1	2:17.703 B	35.686	37.421	1:04.596	243.8	30:39.828								
11	2	3:45.700	2:11.273	38.934	55.493	107.1	34:25.528								
12	2	2:08.671	36.066	38.024	54.581	243.2	36:34.199								
13	2	2:10.339	36.053	38.490	55.796	243.8	38:44.538								
14	2	2:08.917	36.201	37.942	54.774	243.2	40:53.455								
15	2	2:09.852	35.983	37.835	56.034	243.8	43:03.307								
16	2	2:09.166	36.672	37.879	54.615	243.8	45:12.473								
17	2	2:08.928	36.014	37.920	54.994	243.8	47:21.401								
18	2	2:20.334 B	36.329	38.706	1:05.299	243.8	49:41.735								
19	2	4:03.813	2:31.550	37.906	54.357	143.8	53:45.548								
20	2	2:09.793	36.131	37.815	55.847	242.7	55:55.341								
21	2	2:11.027	36.525	39.369	55.133	244.3	58:06.368								
22	2	2:08.274	36.169	37.742	54.363	244.9	1:00:14.642								
55 Spirit of Race Ligier JS P3 - Nissan 1. Claudio SDANEWITSCH 2. Michele RUGOLO															
1	1	3:44.185	1:54.309	50.075	59.801	117.1	3:44.185								
2	1	2:15.607	38.576	39.935	57.096	231.3	5:59.792								
3	1	2:11.147	37.402	38.395	55.350	237.9	8:10.939								
4	1	2:11.760	36.553	39.060	56.147	237.9	10:22.699								
5	1	2:10.748	36.630	38.451	55.667	238.4	12:33.447								
65 Graff Ligier JS P3 - Nissan 1. Emilien CARDE 2. Adrien CHILA															
1	2	3:09.204	1:20.150	46.750	1:02.304	142.5	3:09.204								
2	2	2:13.752	37.425	41.333	54.994	238.4	5:22.956								
3	2	2:11.809	37.257	40.074	54.478	240.0	7:34.765								
4	2	2:10.319	36.364	39.171	54.784	241.1	9:45.084								
5	2	2:15.153	36.320	38.143	1:00.690	239.5	12:00.237								
6	2	2:07.888	35.749	37.687	54.452	241.6	14:08.125								
7	2	3:30.332 B	35.616	58.064	1:56.652	241.6	17:38.457								
8	2	7:47.746	6:13.098	40.562	54.086	133.5	25:26.203								
9	2	2:08.062	36.254	37.674	54.134	240.5	27:34.265								
10	2	2:06.921	35.785	37.651	53.485	241.6	29:41.186								
11	2	2:06.498	35.567	37.739	53.192	242.2	31:47.684								
12	2	2:07.457	35.972	37.723	53.762	241.6	33:55.141								
13	2	2:16.838 B	35.867	37.738	1:03.233	241.6	36:11.979								
14	1	7:37.977	6:01.031	40.800	56.146	123.9	43:49.956								
15	1	2:09.932	36.833	37.940	55.159	239.5	45:59.888								
16	1	2:10.039	36.054	37.672	56.313	240.0	48:09.927								
17	1	2:07.904	35.783	37.761	54.360	239.5	50:17.831								
18	1	2:09.368	35.695	37.510	56.163	242.7	52:27.199								
19	1	2:08.052	36.352	37.687	54.013	240.5	54:35.251								
20	1	2:07.199	35.943	37.518	53.738	240.5	56:42.450								



Michelin Le Mans Cup

Le Castellet Round

Free Practice 1

Sector Analysis

■ Personal Best
 ■ Session Best
 ■ Crossing the finish line in pit lane

Lap	D	Time	Sector 1	Sector 2	Sector 3	T. Spd	Elapsed	Lap	D	Time	Sector 1	Sector 2	Sector 3	T. Spd	Elapsed
75 Optimum Racing Audi R8 LMS GT3 1. Flick HAIGH 2. Joe OSBORNE															
21	1	2:06.933	35.585	37.484	53.864	242.2	58:49.383	3	1	2:13.364	37.348	39.115	56.901	243.2	7:14.615
22	1	2:06.961	35.583	37.569	53.809	242.2	1:00:56.344	4	1	2:13.083	37.310	38.904	56.869	244.3	9:27.698
								5	1	2:26.471 B	38.464	40.327	1:07.680	243.2	11:54.169
								6	1	13:36.169	...	42.346	56.780	139.7	25:30.338
								7	1	2:12.964	37.163	38.679	57.122	241.6	27:43.302
								8	1	2:11.472	36.645	38.293	56.534	242.7	29:54.774
								9	1	2:10.561	36.556	38.399	55.606	243.2	32:05.335
								10	1	2:20.939 B	37.134	38.795	1:05.010	243.8	34:26.274
								11	2	3:57.333	2:22.517	38.806	56.010	143.4	38:23.607
								12	2	2:07.117	35.776	37.523	53.818	245.5	40:30.724
								13	2	2:17.357 B	35.946	38.855	1:02.556	244.9	42:48.081
								14	2	10:17.677	8:45.420	37.410	54.847	142.9	53:05.758
								15	2	2:06.862	35.480	37.395	53.987	243.8	55:12.620
								16	2	2:06.155	35.472	37.364	53.319	243.8	57:18.775
								17	2	2:09.040	35.495	39.435	54.110	245.5	59:27.815
								18	2	2:05.695	35.346	37.004	53.345	245.5	1:01:33.510
79 Nielson Racing Ligier JS P3 - Nissan LMP3 1. Colin NOBLE 2. Anthony WELLS															
1	2	2:54.881	1:16.464	40.799	57.618	140.1	2:54.881	1	2	2:43.988 B	50.054	41.852	1:12.082	118.2	2:43.988
2	2	2:14.494	38.607	39.248	56.639	238.4	5:09.375	2	2	2:34.839	54.137	40.773	59.929	133.8	5:18.827
3	2	2:22.886 B	39.013	39.034	1:04.839	239.5	7:32.261	3	2	2:06.541	35.809	37.932	52.800	237.9	7:25.368
4	2	5:25.345	3:50.301	39.547	55.497	143.4	12:57.606	4	2	2:06.332	35.675	38.008	52.649	239.5	9:31.700
5	2	2:19.811 B	37.169	38.342	1:04.300	240.5	15:17.417	5	2	2:05.144	35.097	37.510	52.537	239.5	11:36.844
6	2	10:01.938	8:28.284	38.650	55.004	142.3	25:19.355	6	2	5:20.953 B	35.755	37.981	4:07.217	241.1	16:57.797
7	2	2:09.287	37.219	38.211	53.857	241.1	27:28.642	7	1	8:25.873	6:51.582	39.189	55.102	139.4	25:23.670
8	2	2:08.106	36.118	38.068	53.920	242.2	29:36.748	8	1	2:08.691	36.307	37.662	54.722	238.4	27:32.361
9	2	2:09.504	36.592	38.878	54.034	241.1	31:46.252	9	1	2:12.988	36.702	41.317	54.969	238.4	29:45.349
10	2	2:08.150	36.219	37.870	54.061	241.6	33:54.402	10	1	2:08.124	35.888	37.946	54.290	239.5	31:53.473
11	2	2:08.401	35.968	37.535	54.898	241.6	36:02.803	11	1	2:08.056	35.927	37.980	54.149	239.5	34:01.529
12	2	2:08.159	36.175	37.883	54.101	242.2	38:10.962	12	1	2:08.261	35.569	38.036	54.656	241.1	36:09.790
13	2	2:20.232 B	36.064	38.743	1:05.425	241.6	40:31.194	13	1	2:11.545	36.088	39.391	56.066	240.5	38:21.335
14	1	4:31.354	2:57.138	39.012	55.204	145.7	45:02.548	14	1	9:34.691 B	37.043	41.128	8:16.520	239.5	47:56.026
15	1	2:08.529	36.494	38.087	53.948	240.5	47:11.077	15	1	2:30.018	54.845	40.009	55.164	146.3	50:26.044
16	1	2:06.995	36.135	37.749	53.111	241.1	49:18.072	16	1	2:08.839	36.592	38.160	54.087	238.4	52:34.883
17	1	2:06.724	35.448	37.812	53.464	242.2	51:24.796	17	1	2:09.199	36.617	38.208	54.374	238.9	54:44.082
18	1	2:05.909	35.497	37.364	53.048	241.1	53:30.705	18	1	2:08.522	36.277	37.919	54.326	238.9	56:52.604
19	1	2:06.137	35.578	37.482	53.077	242.2	55:36.842	19	1	2:18.525	40.597	40.304	57.624	242.7	59:11.129
20	1	2:05.998	35.551	37.319	53.128	243.8	57:42.840	20	1	2:08.173	36.083	38.115	53.975	241.6	1:01:19.302
21	1	2:10.399	36.220	38.604	55.575	244.3	59:53.239								
22	1	2:05.047	35.134	37.153	52.760	243.8	1:01:58.286								
98 Motorsport98 Ligier JS P3 - Nissan LMP3 1. Eric DE DONCKER 2. Andrew MEYRICK															
1	1	2:46.262	1:04.157	42.826	59.279	142.5	2:46.262								
2	1	2:14.989	38.097	39.725	57.167	242.2	5:01.251								