

Michelin Le Mans Cup


Portimao Round

Free Practice 1

Sector Analysis

■ Personal Best
 ■ Session Best
 ■ Crossing the finish line in pit lane

Lap	D	Time	Sector 1	Sector 2	Sector 3	T. Spd	Elapsed	Lap	D	Time	Sector 1	Sector 2	Sector 3	T. Spd	Elapsed
3		DKR Engineering					Norma M 30 - Nissan LMP3								
		1.Jean GLORIEUX													
		2.Alexander TORIL													
1	2	3:33.614	2:13.836	37.695	42.083		3:33.614	24	1	2:30.133	35.146	39.932	1:15.055	245.5	53:16.162
2	2	1:50.149	34.638	35.080	40.431	251.2	5:23.763	25	1	2:30.760	1:13.177	37.270	40.313	80.1	55:46.922
3	2	1:46.638	33.545	33.913	39.180	257.8	7:10.401	26	1	1:47.476	33.830	34.188	39.458	249.4	57:34.398
4	2	1:45.680	33.484	33.578	38.618	259.6	8:56.081	27	1	1:48.237	33.951	34.409	39.877	252.3	59:22.635
5	2	1:46.138	33.460	34.204	38.474	260.9	10:42.219	28	1	1:46.485	33.506	33.702	39.277	252.9	1:01:09.120
6	2	1:53.344	32.584	33.243	47.517	260.9	12:35.563	5 RAM Racing Mercedes AMG GT3							
7	2	4:25.144	3:13.399	33.324	38.421		17:00.707	1.Remon VOS GT3							
8	2	1:46.345	32.877	33.295	40.173	262.8	18:47.052	2.Tom ONSLOW COLE							
9	2	1:44.186	32.761	33.043	38.382	261.5	20:31.238	1	1	2:02.689	44.015	37.588	41.086		2:02.689
10	2	1:54.714	33.450	33.435	47.829	265.4	22:25.952	2	1	1:50.878	35.115	35.249	40.514	254.1	3:53.567
11	1	4:16.814	3:00.558	35.764	40.492		26:42.766	3	1	2:10.278	33.550	34.098	1:02.630	253.5	6:03.845
12	1	1:48.878	33.795	35.344	39.739	259.0	28:31.644	4	1	1:52.156	36.264	35.050	40.842	206.5	7:56.001
13	1	1:47.533	33.225	34.366	39.942	260.2	30:19.177	5	1	1:49.480	34.970	34.757	39.753	255.3	9:45.481
14	1	2:00.477	46.230	35.051	39.196	258.4	32:19.654	6	1	1:48.005	33.699	34.917	39.389	251.2	11:33.486
15	1	1:46.314	33.156	34.104	39.054	260.9	34:05.968	7	1	1:47.922	33.457	34.930	39.535	251.7	13:21.408
16	1	1:47.381	32.949	35.434	38.998	260.9	35:53.349	8	1	1:48.713	33.961	34.931	39.821	252.3	15:10.121
17	1	1:45.608	32.821	34.238	38.549	262.8	37:38.957	9	1	1:48.538	33.822	34.878	39.838	250.6	16:58.659
18	1	1:44.333	32.777	33.297	38.259	262.8	39:23.290	10	1	2:34.454	34.098	1:11.526	48.830	251.7	19:33.113
19	1	1:44.285	32.495	33.119	38.671	263.4	41:07.575	11	1	4:06.981	2:51.256	35.305	40.420		23:40.094
20	1	2:20.899	32.529	34.176	1:14.194	263.4	43:28.474	12	1	1:48.343	33.894	34.218	40.231	252.3	25:28.437
21	1	3:31.291	1:13.064	1:01.816	1:16.411	80.3	46:59.765	13	1	1:47.741	33.798	34.113	39.830	256.5	27:16.178
22	1	3:14.956	1:13.487	1:03.854	57.615	79.9	50:14.721	14	1	1:55.326	34.101	34.532	46.693	257.1	29:11.504
23	1	2:00.415	35.866	34.750	49.799	256.5	52:15.136	15	2	7:27.123	6:08.482	34.718	43.923		36:38.627
24	1	2:54.451	1:13.154	1:01.239	40.058	80.2	55:09.587	16	2	1:47.289	33.522	34.059	39.708	255.3	38:25.916
25	1	1:46.298	34.145	33.656	38.497	264.1	56:55.885	17	2	1:46.225			39.042		40:12.141
26	1	1:44.017	32.709	33.139	38.169	263.4	58:39.902	18	2	1:46.396	33.414	33.807	39.175		41:58.537
27	1	1:56.913	32.951	34.811	49.151	261.5	1:00:36.815	19	2	3:03.845	43.743	1:02.646	1:17.456	254.1	45:02.382
4		Cool Racing by GPC					Ligier JS P3 - Nissan LMP3								
		1.Alexandre COIGNY													
		2.Antonin BORGA													
1	2	2:15.297	56.216	37.485	41.596		2:15.297	20	2	2:20.879	5:49.868	36.423	54.588		52:23.261
2	2	1:51.266	36.028	35.600	39.638	248.3	4:06.563	21	2	2:52.717	1:14.264	58.250	40.203	80.5	55:15.978
3	2	1:48.977	34.669	35.313	38.995	257.1	5:55.540	22	2	1:48.987	34.157	34.742	40.088	251.2	57:04.965
4	2	1:46.140	33.442	33.975	38.723	253.5	7:41.680	23	2	1:49.019	33.830	35.642	39.547	257.1	58:53.984
5	2	1:45.150	33.085	33.421	38.644	251.7	9:26.830	24	2	1:48.469	33.979	34.707	39.783	251.7	1:00:42.453
6	2	1:45.716	33.809	33.530	38.377	250.6	11:12.546	7 Lee Mowle Mercedes AMG GT3							
7	2	1:44.267	32.519	33.424	38.324	255.3	12:56.813	1.Lee MOWLE GT3							
8	2	1:44.216	32.539	33.336	38.341	255.3	14:41.029	2.Phil KEEN							
9	2	1:44.576	32.674	33.535	38.367	254.7	16:25.605	1	2	2:13.694	52.558	38.869	42.267		2:13.694
10	2	1:53.021	32.861	34.357	45.803	255.3	18:18.626	2	2	1:56.352	36.887	38.126	41.339	228.8	4:10.046
11	1	4:16.263	3:00.111	35.774	40.378		22:34.889	3	2	1:59.849	37.813	40.837	41.199	256.5	6:09.895
12	1	1:52.589	36.835	35.274	40.480	251.2	24:27.478	4	2	1:47.064	33.460	34.174	39.430	256.5	7:56.959
13	1	1:50.448	34.293	34.681	41.474	250.6	26:17.926	5	2	1:47.006	33.711	33.747	39.548	257.1	9:43.965
14	1	1:48.102	33.733	34.403	39.966	251.7	28:06.028	6	2	1:48.752	33.340	33.844	41.568	259.0	11:32.717
15	1	1:47.970	33.990	34.351	39.629	252.9	29:53.998	7	2	1:59.934	33.908	33.783	52.243	257.8	13:32.651
16	1	1:47.789	33.568	34.248	39.973	252.9	31:41.787	8	2	5:11.985	3:58.792	33.934	39.259		18:44.636
17	1	1:48.483	34.080	34.852	39.551	252.9	33:30.270	9	2	1:46.124	33.341	33.633	39.150	256.5	20:30.760
18	1	1:46.705	33.316	34.120	39.269	253.5	35:16.975	10	2	1:53.852	33.031	33.605	47.216	258.4	22:24.612
19	1	1:47.399	34.322	34.133	38.944	254.1	37:04.374	11	2	4:12.616	2:59.337	33.960	39.319		26:37.228
20	1	1:47.963	33.921	34.050	39.992	255.9	38:52.337	12	2	1:45.750	33.188	33.525	39.037	258.4	28:22.978
21	1	1:53.256	33.569	33.769	45.918	252.3	40:45.593	13	2	1:52.016	32.944	33.653	45.419	259.6	30:14.994
22	1	7:01.687	4:37.486	1:05.321	1:18.880		47:47.280	14	1	4:27.080	3:09.513	36.165	41.402		34:42.074
23	1	2:58.749	1:13.041	1:01.880	43.828	80.1	50:46.029	15	1	1:51.981	35.085	35.097	41.799	257.1	36:34.055
								16	1	1:51.847	34.685	35.481	41.681	255.9	38:25.902
								17	1	1:58.357	35.275	35.278	47.804	229.3	40:24.259
								18	1	5:29.446	3:10.431	1:02.652	1:16.363		45:53.705
								19	1	3:34.812	1:13.995	1:03.764	1:17.053	79.7	49:28.517
								20	1	2:12.236	56.063	35.312	40.861	79.7	51:40.753
								21	1	3:00.901	55.969	1:02.716	1:02.216	251.7	54:41.654



Michelin Le Mans Cup


Portimao Round

Free Practice 1

Sector Analysis

■ Personal Best
 ■ Session Best
 ■ Crossing the finish line in pit lane

Lap	D	Time	Sector 1	Sector 2	Sector 3	T. Spd	Elapsed	Lap	D	Time	Sector 1	Sector 2	Sector 3	T. Spd	Elapsed
22	1	1:50.747	34.939	35.133	40.675	250.0	56:32.401								
23	1	1:51.996	34.369	35.171	42.456	255.3	58:24.397								
24	1	1:50.143	34.559	34.789	40.795	255.3	1:00:14.540								
8 SVC Sport Management Lamborghini Huracan GT3 1.Cedric MÉZARD GT3 2.Steeve HIESSE								14 RLR Msport Ligier JS P3 - Nissan LMP3 1.Ross WARBURTON 2.Alex KAPADIA							
1	1	2:19.091	56.881	39.125	43.085		2:19.091	1	1	3:01.718	1:40.494	38.340	42.884		3:01.718
2	1	1:52.496	35.757	35.831	40.908	251.2	4:11.587	2	1	1:52.156	35.326	35.339	41.491	246.6	4:53.874
3	1	1:52.999	35.092	35.858	42.049	257.1	6:04.586	3	1	1:49.412	34.422	35.074	39.916	248.3	6:43.286
4	1	1:50.754	35.118	34.953	40.683	249.4	7:55.340	4	1	1:50.893	36.428	34.664	39.801	252.3	8:34.179
5	1	1:51.527	35.299	35.714	40.514	254.7	9:46.867	5	1	1:49.004	34.006	35.025	39.973	252.9	10:23.183
6	1	2:01.785 B	34.242	35.028	52.515	256.5	11:48.652	6	1	1:49.873	34.835	35.035	40.003	252.9	12:13.056
7	1	5:27.486	4:09.764	36.474	41.248		17:16.138	7	1	1:47.892	34.037	34.365	39.490	252.3	14:00.948
8	1	1:50.213	34.592	34.920	40.701	253.5	19:06.351	8	1	2:05.146 B	37.012	36.865	51.269	246.6	16:06.094
9	1	1:50.064	34.150	35.162	40.752	254.7	20:56.415	9	2	3:27.787	2:16.110	33.409	38.268		19:33.881
10	1	1:50.940	34.438	35.755	40.747	254.7	22:47.355	10	2	1:43.610	32.775	32.880	37.955	254.7	21:17.491
11	1	1:49.334	34.083	34.808	40.443	254.7	24:36.689	11	2	1:42.947	32.251	32.793	37.903	256.5	23:00.438
12	1	2:01.889 B	34.094	35.481	52.314	255.9	26:38.578	12	2	1:43.235	32.500	32.734	38.001	254.7	24:43.673
13	1	9:39.496	8:17.822	37.890	43.784		36:18.074	13	2	1:42.991	32.404	32.863	37.724	257.8	26:26.664
14	1	1:51.933	35.142	35.430	41.361	246.0	38:10.007	14	2	1:42.722	32.131	32.644	37.947	257.8	28:09.386
15	1	1:49.323	34.213	34.811	40.299	254.7	39:59.330	15	2	1:55.361 B	32.252	33.215	49.894	258.4	30:04.747
16	1	1:49.442	34.243	34.899	40.300	253.5	41:48.772	16	1	4:19.885	3:03.002	36.181	40.702		34:24.632
17	1	3:07.081 B	45.670	1:02.451	1:18.960	253.5	44:55.853	17	1	1:51.796	34.321	37.021	40.454	251.7	36:16.428
18	1	7:44.897	5:55.047	42.031	1:07.819		52:40.750	18	1	1:48.526	34.113	34.712	39.701	250.6	38:04.954
19	1	2:45.984	1:15.839	49.071	41.074	78.5	55:26.734	19	1	1:47.861	33.919	34.376	39.566	252.9	39:52.815
20	1	1:48.349	34.428	34.021	39.900	256.5	57:15.083	20	1	10:39.284 B	33.782	8:55.467	1:10.035	251.7	50:32.099
21	1	1:47.494	33.597	33.966	39.931	255.3	59:02.577	20 Gulf Racing UK Porsche 911 GT3 R 1.Andrew BAKER 2.Benjamin BARKER							
22	1	1:47.474	33.578	34.188	39.708	257.1	1:00:50.051	1	2	2:21.140	1:00.941	36.813	43.386		2:21.140
9 Duqueine Engineering Ligier JS P3 - Nissan LMP3 1.Joël JANCO 2.Jonatan JORGE								2	2	1:54.575	36.696	34.820	43.059	229.8	4:15.715
1	2	2:11.658	51.916	38.013	41.729		2:11.658	3	2	1:48.762	33.792	34.923	40.047	259.0	6:04.477
2	2	1:48.346	34.885	34.433	39.028	248.8	4:00.004	4	2	1:46.075	33.281	33.676	39.118	258.4	7:50.552
3	2	1:46.205	33.256	33.850	39.099	252.3	5:46.209	5	2	1:48.983	34.255	34.020	40.708	260.2	9:39.535
4	2	1:46.414	33.936	33.880	38.598	251.2	7:32.623	6	2	1:45.763	32.915	33.548	39.300	260.9	11:25.298
5	2	1:45.307	32.955	33.457	38.895	252.3	9:17.930	7	2	1:51.525 B	32.999	33.573	44.953	260.2	13:16.823
6	2	1:45.355	33.192	33.721	38.442	252.3	11:03.285	8	1	5:01.632	3:41.990	37.208	42.434		18:18.455
7	2	1:52.833 B	32.989	33.961	45.883	252.9	12:56.118	9	1	1:55.521	36.314	36.763	42.444	254.7	20:13.976
8	1	5:23.096	3:57.802	38.151	47.143		18:19.214	10	1	1:55.295	35.539	37.261	42.495	255.3	22:09.271
9	1	1:55.768	36.567	37.227	41.974	250.0	20:14.982	11	1	1:52.769	35.264	35.788	41.717	255.9	24:02.040
10	1	1:52.253	34.719	35.617	41.917	252.3	22:07.235	12	1	1:53.376	35.372	35.434	42.570	257.1	25:55.416
11	1	1:52.090	35.183	35.883	41.024	250.0	23:59.325	13	1	1:54.745	35.093	37.135	42.517	258.4	27:50.161
12	1	1:51.997	35.058	35.325	41.614	251.2	25:51.322	14	1	1:53.867	35.324	35.541	43.002	255.9	29:44.028
13	1	1:51.053	35.381	35.217	40.455	250.6	27:42.375	15	1	1:55.474	35.150	37.359	42.965	259.0	31:39.502
14	1	1:54.744	34.540	35.216	44.988	252.3	29:37.119	16	1	2:08.947 B	35.925	37.786	55.236	254.7	33:48.449
15	1	1:50.682	35.050	35.087	40.545	251.7	31:27.801	17	1	18:53.193	...	36.611	1:07.635		52:41.642
16	1	1:50.077	34.435	34.976	40.666	252.3	33:17.878	18	1	2:53.617	1:17.739	51.919	43.959	74.6	55:35.259
17	1	1:49.572	34.237	35.413	39.922	251.2	35:07.450	19	1	1:54.460	36.053	35.985	42.422	251.2	57:29.719
18	1	1:58.309 B	35.187	35.022	48.100	252.3	37:05.759	20	1	1:57.378	38.355	36.910	42.113	254.7	59:27.097
19	2	5:15.588	3:59.433	35.748	40.407		42:21.347	21	1	1:53.387	35.332	35.992	42.063	254.7	1:01:20.484
20	2	3:26.831 B	1:09.074	1:01.402	1:16.355	79.6	45:48.178	22 United Autosports Ligier JS P3 - Nissan LMP3 1.James McGUIRE 2.Matthew BELL							
21	2	5:57.590	4:44.288	34.383	38.919		51:45.768	1	2	1:57.329	43.731	34.912	38.686		1:57.329
22	2	3:01.865	59.055	1:01.748	1:01.062	133.8	54:47.633	2	2	1:44.703	33.096	33.262	38.345	245.5	3:42.032
23	2	1:46.439	34.144	33.657	38.638	244.3	56:34.072	3	2	1:43.882	32.436	33.275	38.171	254.1	5:25.914
24	2	1:46.864	33.376	34.679	38.809	253.5	58:20.936	4	2	1:46.819	32.421	33.214	41.184	255.3	7:12.733
25	2	1:45.011	32.938	33.168	38.905	251.7	1:00:05.947	5	2	1:43.798	32.644	32.952	38.202	252.9	8:56.531
								6	2	1:44.351	32.931	33.103	38.317	257.1	10:40.882



Michelin Le Mans Cup


Portimao Round

Free Practice 1

Sector Analysis

■ Personal Best
 ■ Session Best
 ■ Crossing the finish line in pit lane

Lap	D	Time	Sector 1	Sector 2	Sector 3	T. Spd	Elapsed	Lap	D	Time	Sector 1	Sector 2	Sector 3	T. Spd	Elapsed						
7	2	1:49.925 B	32.290	33.123	44.512	255.9	12:30.807	3	1	1:53.025	35.310	35.779	41.936	230.8	5:59.473						
8	2	5:02.978	3:51.557	33.405	38.016		17:33.785	4	1	1:49.490	34.273	35.022	40.195	253.5	7:48.963						
9	2	1:44.490	32.562	33.620	38.308	254.1	19:18.275	5	1	1:47.600	33.571	34.430	39.599	252.3	9:36.563						
10	2	1:43.410	32.387	32.981	38.042	254.1	21:01.685	6	1	1:49.426	33.725	34.751	40.950	252.9	11:25.989						
11	2	1:50.111 B	32.337	33.030	44.744	255.3	22:51.796	7	1	1:47.363	33.705	34.041	39.617	252.3	13:13.352						
12	1	6:48.688	5:29.718	36.836	42.134		29:40.484	8	1	1:52.201 B	33.643	33.674	44.884	249.4	15:05.553						
13	1	1:51.577	34.666	35.595	41.316	250.0	31:32.061	9	1	5:59.912 B	4:27.453	39.369	53.090		21:05.465						
14	1	1:51.187	35.295	35.731	40.161	249.4	33:23.248	10	1	2:43.127	1:26.268	36.087	40.772		23:48.592						
15	1	1:51.843	34.924	35.309	41.610	248.8	35:15.091	11	1	1:51.592	34.967	35.861	40.764	251.7	25:40.184						
16	1	1:54.227	36.093	36.011	42.123	246.6	37:09.318	12	1	1:49.622	34.406	35.104	40.112	251.2	27:29.806						
17	1	1:53.051	36.345	35.385	41.321	238.9	39:02.369	13	1	1:49.543	35.069	34.690	39.784	250.6	29:19.349						
18	1	1:51.180	34.633	35.281	41.266	247.7	40:53.549	14	1	1:48.417	33.999	34.495	39.923	254.1	31:07.766						
19	1	2:26.588	34.637	39.585	1:12.366	247.1	43:20.137	15	1	1:48.090	33.849	34.654	39.587	252.3	32:55.856						
20	1	3:37.132	1:12.365	1:03.672	1:21.095	81.1	46:57.269	16	1	1:47.814	33.742	34.257	39.815	252.9	34:43.670						
21	1	3:15.737	1:12.790	1:02.855	1:00.092	81.1	50:13.006	17	1	1:48.576	34.916	34.207	39.453	254.7	36:32.246						
22	1	2:20.446 B	38.253	36.938	1:05.255	241.6	52:33.452	18	1	1:48.615	33.557	34.857	40.201	254.1	38:20.861						
23	2	4:31.903	3:18.780	33.595	39.528		57:05.355	19	1	1:46.560	33.360	34.116	39.084	251.2	40:07.421						
24	2	1:45.468	33.471	34.002	37.995	253.5	58:50.823	20	1	1:47.263	33.499	34.429	39.335	252.3	41:54.684						
25	2	1:43.444	32.320	33.020	38.104	254.1	1:00:34.267	21	1	3:05.534 B	44.338	1:02.508	1:18.688	250.6	45:00.218						
23 United Autosports Ligier JS P3 - Nissan LMP3 1. Richard MEINS 2. Andrew BENTLEY								22								1	6:04.010	4:39.726	44.531	39.753	51:04.228
1	1	2:11.558	49.110	39.521	42.927		2:11.558	23	1	2:33.599	33.399	45.997	1:14.203	249.4	53:37.827						
2	1	1:54.584	37.058	36.613	40.913	225.5	4:06.142	24	1	2:17.511	1:04.792	34.029	38.690	76.9	55:55.338						
3	1	1:52.170	34.590	36.099	41.481	248.8	5:58.312	25	1	1:44.640	32.843	33.163	38.634	252.3	57:39.978						
4	1	1:51.581	34.884	35.208	41.489	231.8	7:49.893	26	1	1:47.151	32.772	33.190	41.189	252.9	59:27.129						
5	1	1:51.469	34.718	36.025	40.726	251.2	9:41.362	27	1	1:45.537	33.401	33.503	38.633	250.6	1:01:12.666						
6	1	1:50.361	34.199	34.879	41.283	249.4	11:31.723	46 Ebimotors Lamborghini Huracan GT3 1. Emanuele BUSNELLI 2. Fabio BABINI													
7	1	1:52.428	35.522	35.836	41.070	249.4	13:24.151	1	2	2:14.277	53.029	39.172	42.076		2:14.277						
8	1	1:50.628	34.609	35.669	40.350	249.4	15:14.779	2	2	1:54.793	36.539	37.309	40.945	237.9	4:09.070						
9	1	1:49.887	34.808	34.770	40.309	250.6	17:04.666	3	2	1:58.145	34.842	38.242	45.061	257.8	6:07.215						
10	1	1:49.908	34.218	35.425	40.265	250.0	18:54.574	4	2	1:48.399	33.527	34.829	40.043	257.1	7:55.614						
11	1	1:47.992	33.827	34.707	39.458	250.0	20:42.566	5	2	1:47.649	33.509	34.623	39.517	257.1	9:43.263						
12	1	1:49.418	35.130	34.581	39.707	253.5	22:31.984	6	2	1:53.636 B	33.410	34.103	46.123	257.8	11:36.899						
13	1	1:48.013	33.965	34.665	39.383	251.7	24:19.997	7	2	6:17.500	5:03.674	34.217	39.609		17:54.399						
14	1	1:47.098	33.465	34.049	39.584	251.7	26:07.095	8	2	1:46.578	33.324	33.777	39.477	255.9	19:40.977						
15	1	1:47.417	33.552	34.225	39.640	252.9	27:54.512	9	2	1:54.688 B	33.195	35.257	46.236	257.8	21:35.665						
16	1	1:48.424	33.523	34.663	40.238	254.1	29:42.936	10	1	4:36.019	2:34.877	34.430	1:26.712		26:11.684						
17	1	1:58.755 B	33.677	34.466	50.612	251.2	31:41.691	11	1	1:49.158	34.298	34.447	40.413	252.3	28:00.842						
18	2	3:39.644	2:22.174	35.680	41.790		35:21.335	12	1	1:50.679	34.932	35.306	40.441	257.1	29:51.521						
19	2	1:48.053	34.154	34.247	39.652	250.6	37:09.388	13	1	1:48.632	33.697	34.399	40.536	257.1	31:40.153						
20	2	1:48.962	35.197	34.286	39.479	246.0	38:58.350	14	1	1:51.201	35.406	34.477	41.318	257.1	33:31.354						
21	2	1:46.517	33.777	33.872	38.868	248.8	40:44.867	15	1	1:49.370	34.019	34.451	40.900	257.8	35:20.724						
22	2	2:10.385	33.648	34.404	1:02.333	250.0	42:55.252	16	1	1:48.552	33.663	34.232	40.657	256.5	37:09.276						
23	2	3:28.731	1:12.535	1:02.198	1:13.998	81.1	46:23.983	17	1	1:48.915	34.649	34.233	40.033	254.7	38:58.191						
24	2	3:27.766	1:11.990	1:01.851	1:13.925	81.0	49:51.749	18	1	1:59.064	36.782	36.193	46.089	258.4	40:57.255						
25	2	1:57.664	43.527	34.662	39.475	174.2	51:49.413	19	1	2:18.699 B	33.925	34.683	1:10.091	255.3	43:15.954						
26	2	2:58.204	58.491	1:01.180	58.533	162.4	54:47.617	20	1	7:01.045	5:00.804	1:02.786	57.455		50:16.999						
27	2	1:48.855	34.952	34.561	39.342	242.2	56:36.472	21	1	2:20.507	35.930	36.187	1:08.390	252.9	52:37.506						
28	2	1:46.796	33.515	33.857	39.424	250.0	58:23.268	22	1	2:47.376	1:14.177	52.277	40.922	79.0	55:24.882						
29	2	1:45.702	33.203	33.732	38.767	251.7	1:00:08.970	23	1	1:48.927	34.355	34.461	40.111	255.3	57:13.809						
39 Graff Ligier JS P3 - Nissan LMP3 1. Eric TROUILLET 2. Scott ANDREWS								53 M.Racing - YMR Ligier JS P3 - Nissan LMP3 1. Natan BIHEL 2. Laurent MILLARA													
1	1	2:14.779	54.291	38.999	41.489		2:14.779														
2	1	1:51.669	35.898	35.102	40.669	233.8	4:06.448														



Michelin Le Mans Cup


Portimao Round

Free Practice 1

Sector Analysis

Personal Best Session Best B Crossing the finish line in pit lane

Lap	D	Time	Sector 1	Sector 2	Sector 3	T. Spd	Elapsed	Lap	D	Time	Sector 1	Sector 2	Sector 3	T. Spd	Elapsed
1	1	2:16.650	56.988	37.167	42.495		2:16.650	65 Graff 1.Emilien CARDE 2.Adrien CHILA Ligier JS P3 - Nissan LMP3							
2	1	1:50.082	35.166	35.972	38.944	242.7	4:06.732								
3	1	1:51.733	36.157	34.693	40.883	198.2	5:58.465								
4	1	1:44.447	32.979	33.157	38.311	255.9	7:42.912								
5	1	1:44.196	32.586	33.405	38.205	256.5	9:27.108								
6	1	1:44.474	32.997	33.532	37.945	259.0	11:11.582								
7	1	1:53.306	32.596	33.723	46.987	257.1	13:04.888								
8	1	3:38.705	2:26.950	33.675	38.080		16:43.593								
9	1	1:43.487	32.327	33.109	38.051	256.5	18:27.080								
10	1	1:46.151	32.681	33.838	39.632	257.1	20:13.231								
11	1	1:43.932	32.865	33.252	37.815	253.5	21:57.163								
12	1	1:46.766	32.977	35.177	38.612	258.4	23:43.929								
13	1	1:55.819	33.375	33.241	49.203	259.0	25:39.748								
14	2	3:34.153	2:18.611	35.861	39.681		29:13.901								
15	2	1:48.207	33.741	34.886	39.580	252.9	31:02.108								
16	2	1:47.266	33.623	34.462	39.181	254.1	32:49.374								
17	2	1:49.335	35.424	34.859	39.052	253.5	34:38.709								
18	2	1:47.310	34.175	34.391	38.744	255.3	36:26.019								
19	2	2:15.830	38.203	39.059	58.568	255.9	38:41.849								
20	2	5:32.290	3:26.441	49.425	1:16.424		44:14.139								
21	2	3:37.777	1:14.459	1:05.402	1:17.916	80.8	47:51.916								
22	2	3:00.578	1:16.927	1:01.939	41.712	77.0	50:52.494								
23	2	2:44.004	38.501	47.326	1:18.177	228.3	53:36.498								
24	2	2:21.105	1:06.849	35.123	39.133	78.3	55:57.603								
25	2	1:46.407	33.770	33.964	38.673	252.3	57:44.010								
26	2	1:46.593	33.588	34.524	38.481	253.5	59:30.603								
27	2	1:50.423	33.438	34.907	42.078	255.3	1:01:21.026								
55 Spirit of Race 1.Claudio SDANEWITSCH 2.Michele RUGOLO Ligier JS P3 - Nissan LMP3	1	2	3:10.081	1:54.202	35.983	39.896		3:10.081							
	2	2	1:45.907	34.008	33.395	38.504	251.7	4:55.988							
	3	2	1:47.386	34.157	33.518	39.711	255.3	6:43.374							
	4	2	1:45.700	34.181	33.055	38.464	256.5	8:29.074							
	5	2	1:43.103	32.272	32.736	38.095	255.9	10:12.177							
	6	2	1:50.021	32.143	32.788	45.090	255.9	12:02.198							
	7	2	7:58.785	6:47.478	32.880	38.427		20:00.983							
	8	2	1:44.024	32.408	32.729	38.887	256.5	21:45.007							
	9	2	1:43.058	32.069	32.711	38.278	257.8	23:28.065							
	10	2	1:42.937	32.052	32.742	38.143	255.3	25:11.002							
	11	2	1:52.612	32.560	33.519	46.533	260.2	27:03.614							
	12	1	3:54.927	2:40.404	34.741	39.782		30:58.541							
	13	1	1:47.678	33.655	34.409	39.614	252.3	32:46.219							
	14	1	1:48.621	33.575	35.120	39.926	253.5	34:34.840							
	15	1	1:48.622	33.840	34.842	39.940	253.5	36:23.462							
	16	1	1:59.452	33.998	35.348	50.106	254.7	38:22.914							
	17	1	3:48.605	2:30.708	35.546	42.351		42:11.519							
	18	1	3:12.240	57.462	1:01.312	1:13.466	247.1	45:23.759							
	19	1	3:28.720	1:12.874	1:02.218	1:13.628	80.1	48:52.479							
	20	1	2:29.374	1:11.622	36.920	40.832	79.7	51:21.853							
	21	1	3:04.048	49.247	1:01.301	1:13.500	237.9	54:25.901							
	22	1	1:56.182	41.745	34.667	39.770	193.5	56:22.083							
	23	1	1:48.440	34.151	34.576	39.713	250.0	58:10.523							
	24	1	1:48.701	34.002	34.895	39.804	251.7	59:59.224							
	25	1	1:48.134	33.851	34.630	39.653	250.6	1:01:47.358							
	79 Nielsen Racing 1.Colin NOBLE 2.Anthony WELLS Ligier JS P3 - Nissan LMP3	1	2	2:16.885	49.077	38.058	49.750		2:16.885						
		2	2	4:05.582	2:49.212	35.877	40.493		6:22.467						
3		2	1:49.717	35.197	34.823	39.697	249.4	8:12.184							
4		2	1:48.356	34.141	34.709	39.506	251.2	10:00.540							
5		2	1:47.365	33.916	34.275	39.174	251.2	11:47.905							
6		2	1:46.883	33.565	34.063	39.255	251.7	13:34.788							
7		2	1:46.029	33.287	33.833	38.909	252.3	15:20.817							
8		2	1:47.150	34.088	33.856	39.206	252.3	17:07.967							
9		2	1:54.506	33.997	34.231	46.278	252.3	19:02.473							
10		2	5:06.228	3:45.327	34.826	46.075		24:08.701							
11		2	1:48.383	34.176	33.889	40.318	253.5	25:57.084							
12		2	1:47.328	33.843	34.525	38.960	255.3	27:44.412							
13		2	1:47.641	34.277	33.953	39.411	257.1	29:32.053							
14		2	1:46.318	33.415	33.912	38.991	254.7	31:18.371							
15		2	1:45.786	33.082	33.843	38.861	257.1	33:04.157							
16		2	1:53.858	33.540	34.219	46.099	255.9	34:58.015							
17		1	3:40.345	2:26.539	34.588	39.218		38:38.360							
18		1	1:45.031	33.225	33.582	38.224	256.5	40:23.391							
19		1	1:44.650	32.559	33.619	38.472	255.9	42:08.041							
20		1	3:12.669	57.380	1:01.441	1:13.848	188.5	45:20.710							
21		1	3:28.024	1:13.069	1:01.147	1:13.808	79.2	48:48.734							
22		1	2:28.192	1:13.390	35.966	38.836	78.8	51:16.926							
23		1	2:42.735	33.222	55.319	1:14.194	252.9	53:59.661							
24		1	2:07.558	55.644	33.400	38.514	78.7	56:07.219							
25		1	1:44.587	32.597	33.471	38.519	255.3	57:51.806							



Michelin Le Mans Cup

Portimao Round

Free Practice 1

Sector Analysis

■ Personal Best
 ■ Session Best
 ■ B Crossing the finish line in pit lane

Lap	D	Time	Sector 1	Sector 2	Sector 3	T. Spd	Elapsed	Lap	D	Time	Sector 1	Sector 2	Sector 3	T. Spd	Elapsed
26	1	1:43.580	32.596	33.062	37.922	254.1	59:35.386	3	1	1:54.379	36.701	36.288	41.390	246.6	6:41.847
27	1	1:43.379	32.210	32.721	38.448	259.0	1:01:18.765	4	1	2:10.709 B	38.593	35.720	56.396	248.8	8:52.556
93 Kessel Racing Ferrari F488 GT3 1. Claudio SCHIAVONI 2. Andrea PICCINI								5 1 3:46.159 2:29.449 36.000 40.710 12:38.715 6 1 1:49.745 34.782 34.842 40.121 251.2 14:28.460 7 1 1:49.501 34.574 34.568 40.359 250.6 16:17.961 8 1 1:49.742 35.213 34.609 39.920 250.6 18:07.703 9 1 style="background-color: green;">1:48.352 34.078 34.316 39.958 252.3 19:56.055 10 1 1:48.902 style="background-color: green;">34.028 style="background-color: green;">34.137 40.737 254.7 21:44.957 11 1 1:49.280 34.582 34.652 40.046 241.1 23:34.237 12 1 1:49.385 35.138 34.365 style="background-color: green;">39.882 254.7 25:23.622 13 1 2:15.723 B 37.278 43.618 54.827 254.7 27:39.345 14 2 7:55.902 6:35.744 37.808 42.350 35:35.247 15 2 2:57.161 35.267 247.1 38:32.408 16 2 1:54.053 36.210 35.733 42.110 243.8 40:26.461 17 2 1:51.131 35.348 35.168 40.615 251.2 42:17.592 18 2 3:09.730 55.709 1:00.469 1:13.552 193.2 45:27.322 19 2 3:27.946 1:12.492 1:01.323 1:14.131 80.1 48:55.268 20 2 2:29.495 1:12.355 36.780 40.360 78.2 51:24.763 21 2 2:55.855 B 38.340 1:01.019 1:16.496 251.7 54:20.618 22 2 2:34.594 1:18.824 35.521 40.249 56:55.212 23 2 1:50.695 35.442 35.248 40.005 225.9 58:45.907 24 2 1:50.993 35.774 34.873 40.346 250.6 1:00:36.900							
98 Motorsport98 Ligier JS P3 - Nissan LMP3 1. Eric DE DONCKER 2. Andrew MEYRICK								1 2 3:36.809 2:21.520 35.742 39.547 3:36.809 2 2 1:45.807 33.521 33.599 38.687 250.6 5:22.616 3 2 1:43.702 32.587 33.063 38.052 254.1 7:06.318 4 2 style="background-color: green;">1:43.152 32.392 32.989 style="background-color: green;">37.771 255.9 8:49.470 5 2 1:43.366 style="background-color: green;">32.242 32.980 38.144 256.5 10:32.836 6 2 1:43.192 32.378 style="background-color: green;">32.958 37.856 254.1 12:16.028 7 2 1:51.805 B 33.152 33.552 45.101 257.1 14:07.833 8 1 4:39.222 3:20.155 36.261 42.806 18:47.055 9 1 1:49.889 34.951 34.752 40.186 251.7 20:36.944 10 1 1:48.800 34.271 34.727 39.802 254.7 22:25.744 11 1 1:48.513 34.192 34.706 39.615 254.1 24:14.257 12 1 1:57.791 B 34.035 34.438 49.318 255.9 26:12.048 13 1 4:02.584 2:47.344 35.076 40.164 30:14.632 14 1 1:48.602 34.147 34.946 39.509 254.1 32:03.234 15 1 1:48.894 34.116 34.787 39.991 253.5 33:52.128 16 1 1:48.390 34.126 34.786 39.478 252.9 35:40.518 17 1 1:48.706 34.043 35.154 39.509 255.3 37:29.224 18 1 1:47.729 33.822 34.453 39.454 255.3 39:16.953 19 1 1:47.385 33.730 34.356 39.299 255.3 41:04.338 20 1 2:20.265 B 33.921 34.631 1:11.713 254.7 43:24.603 21 1 12:16.986 ... 39.523 39.913 55:41.589 22 1 1:48.398 33.897 34.435 40.066 251.7 57:29.987 23 1 1:48.928 35.053 34.596 39.279 250.0 59:18.915 24 1 1:47.663 33.996 34.302 39.365 252.3 1:01:06.578							
99 NRace Ligier JS P3 - Nissan LMP3 1. Alain COSTA 2. Stéphane TRIBAUDINI								1 1 2:43.790 1:10.385 44.158 49.247 2:43.790 2 1 2:03.678 40.314 39.006 44.358 195.3 4:47.468							