

Michelin Le Mans Cup


Portimao Round

Free Practice 2

Sector Analysis

Personal Best Session Best B Crossing the finish line in pit lane

Lap	D	Time	Sector 1	Sector 2	Sector 3	T. Spd	Elapsed	Lap	D	Time	Sector 1	Sector 2	Sector 3	T. Spd	Elapsed							
3	DKR Engineering 1. Jean GLORIEUX 2. Alexander TORIL Norma M 30 - Nissan LMP3							20	2	1:45.570	33.000	33.825	38.745	259.6	49:28.770							
	1	1	5:55.873	4:32.511	41.769	41.593	5:55.873	21	2	1:45.281	32.947	33.387	38.947	260.2	51:14.051							
	2	1	1:43.961	33.845	33.069	37.047	266.7	7:39.834	22	2	1:54.089 B	33.979	35.279	44.831	259.6	53:08.140						
	3	1	1:42.809	32.081	32.966	37.762	266.0	9:22.643	23	1	3:04.571	1:50.410	34.438	39.723		56:12.711						
	4	1	1:42.735	32.197	33.015	37.523	266.0	11:05.378	24	1	1:47.163	33.410	34.047	39.706	257.8	57:59.874						
	5	1	1:57.149 B	34.996	35.464	46.689	265.4	13:02.527	25	1	1:48.373	33.720	33.910	40.743	257.1	59:48.247						
	6	2	5:34.764	4:19.350	37.024	38.390		18:37.291	26	1	1:47.115	33.318	34.133	39.664	257.8	1:01:35.362						
	7	2	1:42.441	32.596	32.501	37.344	265.4	20:19.732	7 Lee Mowle 1. Lee MOWLE 2. Phil KEEN Mercedes AMG GT3 GT3													
	8	2	1:41.480	31.879	32.586	37.015	266.0	22:01.212														
	9	2	1:51.235 B	32.142	33.062	46.031	269.3	23:52.447														
	4 Cool Racing by GPC 1. Alexandre COIGNY 2. Antonin BORGA Ligier JS P3 - Nissan LMP3																					
1								1								3:27.508	2:00.444	41.762	45.302	3:27.508		
2	1	1:55.540	36.962	37.228	41.350	226.9	5:23.048	2	1	1:52.770	36.194	35.694	40.882	251.2	4:05.687							
3	1	1:48.895	34.867	34.717	39.311	250.0	7:11.943	3	1	1:49.517	34.306	34.937	40.274	254.7	5:55.204							
4	1	1:50.813	33.916	34.391	42.506	254.1	9:02.756	4	1	2:00.230	39.159	37.721	43.350	257.1	7:55.434							
5	1	1:47.649	33.906	34.086	39.657	253.5	10:50.405	5	1	1:50.805	34.183	36.232	40.390	257.1	9:46.239							
6	1	1:47.054	33.664	34.061	39.329	252.9	12:37.459	6	1	1:49.665	34.960	34.467	40.238	257.8	11:35.904							
7	1	1:46.805	33.546	33.916	39.343	254.1	14:24.264	7	1	1:48.626	33.976	34.446	40.204	259.6	13:24.530							
8	1	1:46.719	33.172	34.422	39.125	253.5	16:10.983	8	1	1:57.954 B	34.579	35.205	48.170	259.0	15:22.484							
9	1	1:54.568 B	33.358	34.032	47.178	255.9	18:05.551	9	1	4:09.206 B	2:45.969	34.965	48.272		19:31.690							
10	1	19:00.137 B	...	42.487	1:18.893		37:05.688	10	1	3:28.227	2:04.971	39.906	43.350		22:59.917							
11	1	10:16.744	8:49.817	41.310	45.617		47:22.432	11	1	1:50.344	34.516	35.409	40.419	258.4	24:50.261							
12	1	1:55.111	36.739	36.789	41.583	230.8	49:17.543	12	1	1:47.120	33.769	34.170	39.181	259.6	26:37.381							
13	1	1:51.485	36.258	35.986	39.241	250.6	51:09.028	13	1	1:47.338	33.457	33.991	39.890	260.9	28:24.719							
14	1	1:46.177	33.356	33.679	39.142	252.3	52:55.205	14	1	1:47.517	33.706	34.307	39.504	260.9	30:12.236							
15	1	1:45.766	33.196	33.584	38.986	251.7	54:40.971	15	1	1:56.816 B	33.954	36.042	46.820	260.2	32:09.052							
16	1	1:46.098	33.112	33.528	39.458	252.9	56:27.069	16	2	4:29.035	2:50.071	33.813	1:05.151		36:38.087							
17	1	1:45.909	33.245	33.431	39.233	254.1	58:12.978	17	2	3:32.063 B	1:13.358	1:01.465	1:17.240	79.7	40:10.150							
18	1	1:46.020	32.987	33.738	39.295	251.2	59:58.998	18	2	5:10.754	2:51.905	1:02.246	1:16.603		45:20.904							
19	1	1:45.319	32.978	33.253	39.088	255.3	1:01:44.317	19	2	2:06.434	52.568	34.442	39.424	79.5	47:27.338							
5 RAM Racing 1. Remon VOS 2. Tom ONSLOW COLE Mercedes AMG GT3 GT3																						
							1	1	2:17.084	57.096	37.852	42.136	2:17.084	20	2	1:47.516	33.872	34.597	39.047	260.2	49:14.854	
							2	1	1:52.170	35.437	35.642	41.091	252.9	4:09.254	21	2	1:44.583	32.826	33.252	38.505	259.0	50:59.437
							3	1	1:48.765	34.272	34.317	40.176	256.5	5:58.019	22	2	1:55.210 B	32.937	33.375	48.898	259.6	52:54.647
							4	1	1:48.078	33.906	34.292	39.880	259.0	7:46.097	23	1	3:38.634	2:23.994	34.463	40.177		56:33.281
							5	1	2:18.889 B	33.796	56.699	48.394	257.8	10:04.986	24	1	1:48.079	33.820	34.364	39.895	257.8	58:21.360
							6	1	3:18.380	1:58.005	37.974	42.401		13:23.366	25	1	1:48.893	34.062	34.754	40.077	257.8	1:00:10.253
							7	1	1:55.050	38.333	35.804	40.913	254.1	15:18.416	8 SVC Sport Management 1. Cédric MÉZARD 2. Steeve HIESSE Lamborghini Huracan GT3 GT3							
							8	1	1:47.427	34.272	33.996	39.159	257.1	17:05.843								
							9	1	1:46.082	33.214	33.711	39.157	260.2	18:51.925								
							10	1	1:45.993	33.210	33.736	39.047	259.6	20:37.918								
11	1	1:48.204	34.428	34.519	39.257	259.6	22:26.122															
12	1	1:46.387	33.320	33.978	39.089	260.2	24:12.509															
13	1	1:53.971 B	33.796	35.063	45.112	260.2	26:06.480															
14	2	3:47.350	2:33.121	35.012	39.217		29:53.830															
15	2	1:47.123	33.467	34.277	39.379	259.6	31:40.953															
16	2	1:45.990	33.037	33.843	39.110	260.2	33:26.943															
17	2	1:48.326	35.053	34.358	38.915	260.2	35:15.269															
18	2	2:53.051 B	35.708	1:00.872	1:16.471	260.9	38:08.320															
19	2	9:34.880	8:21.333	34.601	38.946		47:43.200															



Michelin Le Mans Cup


Portimao Round

Free Practice 2

Sector Analysis

■ Personal Best
 ■ Session Best
 ■ Crossing the finish line in pit lane

Lap	D	Time	Sector 1	Sector 2	Sector 3	T. Spd	Elapsed	Lap	D	Time	Sector 1	Sector 2	Sector 3	T. Spd	Elapsed
19	2	1:47.117	33.508	33.920	39.689	259.0	49:21.290	23	1	1:50.598	34.025	34.801	41.772	252.9	59:33.392
20	2	1:50.971	33.372	36.080	41.519	259.0	51:12.261	24	1	2:12.494 B	39.162	38.969	54.363	205.3	1:01:45.886
21	2	1:45.736	33.171	33.360	39.205	257.1	52:57.997	20 Gulf Racing UK Porsche 911 GT3 R GT3							
22	2	1:46.370	33.732	33.327	39.311	257.8	54:44.367	1. Andrew BAKER							
23	2	1:45.802	33.410	33.420	38.972	257.1	56:30.169	2. Benjamin BARKER							
24	2	1:45.421	33.138	33.178	39.105	257.8	58:15.590	1	1	2:43.048	1:14.940	42.727	45.381		2:43.048
25	2	1:45.852	33.164	33.658	39.030	257.8	1:00:01.442	2	1	1:55.670	36.625	37.391	41.654	249.4	4:38.718
9 Duqueine Engineering Ligier JS P3 - Nissan															
1. Joël JANCO LMP3															
2. Jonatan JORGE															
1	2	2:09.497	51.503	37.507	40.487		2:09.497	3	1	1:50.960	34.626	35.120	41.214	258.4	6:29.678
2	2	1:47.697	34.122	34.063	39.512	248.3	3:57.194	4	1	1:52.919	36.953	35.242	40.724	259.0	8:22.597
3	2	1:53.404	33.691	34.959	44.754	251.7	5:50.598	5	1	1:50.516	34.145	35.174	41.197	259.0	10:13.113
4	2	1:45.438	33.197	33.537	38.704	251.7	7:36.036	6	1	1:51.291	34.908	35.401	40.982	259.0	12:04.404
5	2	1:55.875 B	32.927	34.796	48.152	254.7	9:31.911	7	1	2:05.556 B	35.270	38.338	51.948	259.6	14:09.960
6	2	9:23.590	8:10.047	34.204	39.339		18:55.501	8	2	4:13.456	3:00.067	34.089	39.300		18:23.416
7	2	1:45.244	33.160	33.601	38.483	255.3	20:40.745	9	2	1:45.274	33.128	33.431	38.715	260.9	20:08.690
8	2	1:52.373 B	33.174	33.467	45.732	255.9	22:33.118	10	2	1:44.663	32.812	33.226	38.625	262.8	21:53.353
9	1	5:13.985	3:54.528	35.220	44.237		27:47.103	11	2	1:48.728	34.402	34.095	40.231	249.4	23:42.081
10	1	1:50.064	34.218	35.036	40.810	254.1	29:37.167	12	2	1:52.386 B	32.650	33.313	46.423	264.1	25:34.467
11	1	1:48.976	34.256	34.659	40.061	252.9	31:26.143	13	1	8:20.227	7:04.390	35.550	40.287		33:54.694
12	1	1:48.915	34.210	34.906	39.799	254.7	33:15.058	14	1	2:02.291	34.846	37.206	50.239	259.0	35:56.985
13	1	1:52.129	36.701	34.987	40.441	254.7	35:07.187	15	1	3:41.279 B	1:15.516	1:05.409	1:20.354	79.6	39:38.264
14	1	2:52.294	36.120	1:01.548	1:14.626	253.5	37:59.481	16	1	8:26.093	7:09.262	35.421	41.410		48:04.357
15	1	3:33.358	1:13.910	1:03.576	1:15.872	79.8	41:32.839	17	1	1:50.266	34.402	34.952	40.912	259.0	49:54.623
16	1	3:35.466	1:15.667	1:04.443	1:15.356	79.5	45:08.305	18	1	1:51.967	35.078	36.108	40.781	260.2	51:46.590
17	1	2:18.038	1:00.465	36.518	41.055	70.7	47:26.343	19	1	1:51.213	34.536	35.582	41.095	259.0	53:37.803
18	1	1:51.373	34.520	35.864	40.989	251.7	49:17.716	20	1	1:54.069	36.157	37.073	40.839	255.3	55:31.872
19	1	1:55.530	35.737	39.499	40.294	250.0	51:13.246	21	1	1:50.480	34.420	35.551	40.509	258.4	57:22.352
20	1	1:59.805 B	34.056	38.399	47.350	252.3	53:13.051	22	1	1:51.107	34.464	35.630	41.013	260.2	59:13.459
21	1	5:09.340 B	3:33.628	41.879	53.833		58:22.391	23	1	1:52.885	36.107	35.519	41.259	256.5	1:01:06.344
14 RLR Msport Ligier JS P3 - Nissan															
1. Ross WARBURTON LMP3															
2. Alex KAPADIA															
1	1	2:55.566	1:33.277	39.122	43.167		2:55.566	1	2	1:57.500	44.599	34.397	38.504		1:57.500
2	1	1:52.673	35.829	35.859	40.985	248.8	4:48.239	2	2	1:44.228	33.201	32.861	38.166	247.1	3:41.728
3	1	1:48.679	34.200	34.963	39.516	251.7	6:36.918	3	2	1:43.145	32.607	32.782	37.756	255.3	5:24.873
4	1	1:49.152	34.256	34.755	40.141	254.1	8:26.070	4	2	1:43.794	33.109	33.084	37.601	257.8	7:08.667
5	1	1:50.055	34.308	35.760	39.987	254.1	10:16.125	5	2	1:42.976	32.476	32.761	37.739	257.1	8:51.643
6	1	1:49.793	33.841	34.762	41.190	254.7	12:05.918	6	2	1:50.488 B	32.458	34.111	43.919	256.5	10:42.131
7	1	1:58.593	38.992	37.250	42.351	197.8	14:04.511	7	1	4:30.357	3:13.728	35.558	41.071		15:12.488
8	1	1:50.073	34.600	35.322	40.151	251.7	15:54.584	8	1	2:10.438	52.854	36.447	41.137	252.9	17:22.926
9	1	1:49.789	34.212	35.240	40.337	251.7	17:44.373	9	1	2:06.565 B	34.360	36.247	55.958	253.5	19:29.491
10	1	2:02.393 B	35.264	35.955	51.174	252.3	19:46.766	10	1	4:06.076	2:48.884	36.195	40.997		23:35.567
11	2	5:46.930	4:34.161	33.868	38.901		25:33.696	11	1	1:53.942	34.864	35.967	43.111	252.3	25:29.509
12	2	1:45.611	33.038	34.276	38.297	257.1	27:19.307	12	1	1:53.796	36.294	36.457	41.045	233.3	27:23.305
13	2	1:43.089	32.571	32.816	37.702	260.2	29:02.396	13	1	1:51.712	34.835	35.934	40.943	251.7	29:15.017
14	2	1:42.223	32.117	32.607	37.499	262.1	30:44.619	14	1	1:50.149	34.508	35.353	40.288	248.8	31:05.166
15	2	1:42.432	32.177	32.442	37.813	262.1	32:27.051	15	1	1:50.293	34.925	35.011	40.357	251.2	32:55.459
16	2	1:45.302	32.214	32.650	40.438	262.8	34:12.353	16	1	1:47.860	33.919	34.588	39.353	254.7	34:43.319
17	2	2:15.094 B	33.121	35.652	1:06.321	263.4	36:27.447	17	1	2:42.071 B	33.868	51.450	1:16.753	255.3	37:25.390
18	1	13:51.295	...	37.178	40.966		50:18.742	18	1	11:01.736	9:38.554	40.286	42.896		48:27.126
19	1	1:53.768	36.483	36.673	40.612	253.5	52:12.510	19	1	1:52.234	37.144	35.453	39.637	222.2	50:19.360
20	1	1:49.164	34.407	34.490	40.267	253.5	54:01.674	20	1	1:49.145	35.050	34.988	39.107	252.9	52:08.505
21	1	1:49.117	33.998	34.901	40.218	252.9	55:50.791	21	1	1:48.254	33.596	34.977	39.681	252.3	53:56.759
22	1	1:52.003	35.605	35.947	40.451	253.5	57:42.794	22	1	1:49.416	34.528	35.161	39.727	250.0	55:46.175
								23	1	1:48.151	34.084	34.792	39.275	251.2	57:34.326
								24	1	1:47.718	33.287	34.262	40.169	252.3	59:22.044
								25	1	1:56.286 B	34.936	35.315	46.035	243.2	1:01:18.330



Michelin Le Mans Cup


Portimao Round

Free Practice 2

Sector Analysis

■ Personal Best
 ■ Session Best
 ■ Crossing the finish line in pit lane

Lap	D	Time	Sector 1	Sector 2	Sector 3	T. Spd	Elapsed	Lap	D	Time	Sector 1	Sector 2	Sector 3	T. Spd	Elapsed
23	United Autosports 1. Richard MEINS 2. Andrew BENTLEY							Ligier JS P3 - Nissan LMP3							
1	2	2:38.183	1:20.238	36.911	41.034		2:38.183	23	2	1:44.878	33.158	33.454	38.266	254.7	56:44.130
2	2	1:48.614	34.360	34.353	39.901	244.3	4:26.797	24	2	1:43.782	32.554	33.024	38.204	254.1	58:27.912
3	2	1:47.414	34.799	33.914	38.701	248.3	6:14.211	25	2	1:43.709	32.472	33.066	38.171	254.1	1:00:11.621
4	2	1:45.522	33.214	33.812	38.496	252.3	7:59.733								
5	2	1:46.605	33.029	34.472	39.104	254.7	9:46.338								
6	2	1:45.827	33.621	33.724	38.482	251.7	11:32.165								
7	2	1:53.791	B 33.306	34.843	45.642	254.7	13:25.956								
8	1	4:03.261	2:47.773	35.587	39.901		17:29.217								
9	1	1:48.947	33.745	34.872	40.330	252.3	19:18.164								
10	1	1:47.573	33.995	34.660	38.918	251.2	21:05.737								
11	1	1:48.248	34.127	35.004	39.117	254.7	22:53.985								
12	1	1:46.726	33.553	33.970	39.203	254.1	24:40.711								
13	1	1:46.859	33.266	34.528	39.065	255.9	26:27.570								
14	1	1:47.425	33.456	34.392	39.577	254.7	28:14.995								
15	1	1:47.271	33.647	34.539	39.085	256.5	30:02.266								
16	1	1:56.690	B 33.741	34.386	48.563	254.7	31:58.956								
17	1	4:25.091	2:43.633	37.047	1:04.411		36:24.047								
18	1	3:32.427	1:13.988	1:03.314	1:15.125	80.5	39:56.474								
19	1	3:33.153	1:14.109	1:03.968	1:15.076	80.6	43:29.627								
20	1	3:00.013	1:16.108	1:02.490	41.415	80.4	46:29.640								
21	1	1:49.995	34.808	35.149	40.038	250.0	48:19.635								
22	1	1:46.048	33.476	33.997	38.575	250.0	50:05.683								
23	1	1:46.318	33.275	34.200	38.843	252.9	51:52.001								
24	1	1:46.731	33.429	34.230	39.072	252.3	53:38.732								
25	1	1:49.331	35.516	34.837	38.978	252.9	55:28.063								
26	1	1:46.334	33.491	34.036	38.807	253.5	57:14.397								
27	1	1:45.973	33.028	33.895	39.050	251.7	59:00.370								
28	1	1:45.508	32.990	33.802	38.716	251.2	1:00:45.878								
46	Ebimotors 1. Emanuele BUSNELLI 2. Fabio BABINI							Lamborghini Huracan GT3 GT3							
1	2	2:06.171		47.628	36.849	41.694	2:06.171								
2	2	1:55.248	B	34.101	34.509	46.638	254.7	4:01.419							
3	1	6:48.105	B	4:57.968	1:02.480	47.657	10:49.524								
4	1	3:41.776		2:21.920	37.198	42.658	14:31.300								
5	1	1:49.579		34.673	34.572	40.334	252.9	16:20.879							
6	1	1:48.042		34.290	34.129	39.623	259.0	18:08.921							
7	1	1:46.996		33.976	33.709	39.311	259.0	19:55.917							
8	1	1:47.383		33.463	34.192	39.728	258.4	21:43.300							
9	1	1:48.201		34.040	34.282	39.879	259.6	23:31.501							
10	1	1:57.441	B	36.640	34.443	46.358	259.6	25:28.942							
11	1	4:11.584	2:55.144	34.072	42.368		29:40.526								
12	1	1:46.249		33.468	33.722	39.059	259.6	31:26.775							
13	1	1:55.758	B	34.086	34.781	46.891	260.9	33:22.533							
14	1	10:35.711	8:18.990	1:01.739	1:14.982		43:58.244								
15	1	2:43.535	1:14.017	49.601	39.917	78.9	46:41.779								
16	1	1:45.802		33.310	33.513	38.979	259.0	48:27.581							
17	1	1:45.800		33.054	33.835	38.911	260.9	50:13.381							
18	1	1:52.029	B	33.079	33.541	45.409	259.0	52:05.410							
19	1	3:21.960	2:07.569	34.345	40.046		55:27.370								
20	1	1:49.328		33.943	34.991	40.394	256.5	57:16.698							
21	1	1:48.358		33.612	33.991	40.755	256.5	59:05.056							
22	1	1:48.389		33.614	33.811	40.964	257.1	1:00:53.445							
53	M.Racing - YMR 1. Nathan BIHEL 2. Laurent MILLARA							Ligier JS P3 - Nissan LMP3							
1	1	2:02.674		46.953	35.908	39.813	2:02.674								
2	1	1:45.870		34.363	33.467	38.040	251.2	3:48.544							
3	1	1:44.526		33.482	33.102	37.942	255.9	5:33.070							
4	1	1:44.106		32.846	33.021	38.239	257.8	7:17.176							
5	1	1:46.304		32.968	32.734	40.602	255.3	9:03.480							
6	1	1:58.438		39.873	38.139	40.426	255.3	11:01.918							
7	1	1:45.331		33.429	33.676	38.226	256.5	12:47.249							
8	1	2:00.349	B	34.671	36.778	48.900	257.8	14:47.598							
9	1	7:44.708	6:27.751	36.224	40.733		22:32.306								
10	1	1:44.695		33.346	33.440	37.909	255.9	24:17.001							
11	1	1:44.600		33.700	33.243	37.657	258.4	26:01.601							
12	1	1:43.720		32.592	32.838	38.290	258.4	27:45.321							
13	1	1:56.445	B	33.956	34.177	48.312	260.2	29:41.766							
14	2	4:04.509	2:48.988	34.519	41.002		33:46.275								
15	2	1:47.227		34.519	33.958	38.750	245.5	35:33.502							
16	2	3:24.720	1:03.629	1:01.472	1:19.619	144.8	38:58.222								
17	2	3:44.535	B	1:16.425	1:05.484	1:22.626	78.3	42:42.757							
18	2	5:14.068	3:59.783	35.314	38.971		47:56.825								
19	2	1:46.094		33.345	33.777	38.972	253.5	49:42.919							
20	2	1:44.840		33.144	33.494	38.202	253.5	51:27.759							
21	2	1:45.379		33.376	33.768	38.235	255.3	53:13.138							
22	2	1:45.244		33.294	33.436	38.514	255.9	54:58.382							
23	2	1:58.237	B	33.411	33.287	51.539	255.3	56:56.619							
24	2	3:45.599	2:21.458	40.191	43.950		1:00:42.218								



Michelin Le Mans Cup


Portimao Round

Free Practice 2

Sector Analysis

■ Personal Best
 ■ Session Best
 ■ Crossing the finish line in pit lane

Lap	D	Time	Sector 1	Sector 2	Sector 3	T. Spd	Elapsed	Lap	D	Time	Sector 1	Sector 2	Sector 3	T. Spd	Elapsed	
55	Spirit of Race Ligier JS P3 - Nissan LMP3															
		1.Claudio SDANEWITSCH														
		2.Michele RUGOLO														
1	2	2:47.476	1:32.766	35.685	39.025		2:47.476									
2	2	1:46.939	33.161	35.440	38.338	251.2	4:34.415									
3	2	1:44.227	32.771	33.453	38.003	254.7	6:18.642									
4	2	1:43.254	32.771	32.974	37.509	256.5	8:01.896									
5	2	1:52.311	B 32.448	34.152	45.711	262.1	9:54.207									
6	2	8:24.027	7:03.139	33.132	47.756		18:18.234									
7	2	1:43.157	32.311	32.884	37.962	259.6	20:01.391									
8	2	1:46.611	32.215	34.163	40.233	262.1	21:48.002									
9	2	1:55.541	33.696	39.440	42.405	259.6	23:43.543									
10	2	1:58.045	B 34.215	36.120	47.710	262.1	25:41.588									
11	1	5:14.383	3:59.330	35.035	40.018		30:55.971									
12	1	1:48.455	33.864	34.369	40.222	255.3	32:44.426									
13	1	1:47.567	33.861	34.123	39.583	255.3	34:31.993									
14	1	2:35.624	B 34.361	41.175	1:20.088	257.1	37:07.617									
15	1	10:22.717	8:57.174	42.969	42.574		47:30.334									
16	1	1:56.253	34.588	34.863	46.802	254.1	49:26.587									
17	1	1:55.587	36.179	40.464	38.944	251.2	51:22.174									
18	1	1:46.441	33.319	33.932	39.190	254.7	53:08.615									
19	1	1:46.509	33.261	34.232	39.016	251.7	54:55.124									
20	1	2:07.447	B 42.908	35.566	48.973	252.9	57:02.571									
21	2	3:01.148	1:50.868	32.850	37.430		1:00:03.719									
79	Nielsen Racing Ligier JS P3 - Nissan LMP3															
		1.Colin NOBLE														
		2.Anthony WELLS														
30	1	1:44.036	32.784	32.779	38.473	255.3	1:00:47.488									
1	1	1:59.498	45.674	34.756	39.068		1:59.498									
2	1	1:44.896	33.080	33.542	38.274	249.4	3:44.394									
3	1	1:43.831	32.703	33.093	38.035	257.8	5:28.225									
4	1	1:43.822	32.468	32.844	38.510	257.8	7:12.047									
5	1	1:43.871	32.752	32.883	38.236	257.8	8:55.918									
6	1	1:43.963	32.226	33.591	38.146	259.0	10:39.881									
7	1	1:43.448	32.538	32.771	38.139	259.6	12:23.329									
8	1	1:42.849	32.301	32.654	37.894	260.2	14:06.178									
9	1	1:43.639	32.798	32.905	37.936	260.9	15:49.817									
10	1	1:42.735	32.172	32.396	38.167	260.2	17:32.552									
11	1	1:53.782	B 33.353	33.316	47.113	262.8	19:26.334									
12	1	3:23.108	2:11.943	32.757	38.408		22:49.442									
13	1	1:42.682	32.289	32.367	38.026	259.6	24:32.124									
14	1	1:42.838	32.296	32.738	37.804	260.9	26:14.962									
15	1	1:53.267	B 32.476	33.703	47.088	261.5	28:08.229									
16	2	4:15.953	3:02.263	34.389	39.301		32:24.182									
17	2	1:45.813	33.139	33.611	39.063	259.6	34:09.995									
93	Kessel Racing Ferrari F488 GT3															
		1.Claudio SCHIAVONI														
		2.Andrea PICCINI														
1	2	2:39.944	B 59.998	44.901	55.045		2:39.944									
2	2	3:05.938	1:50.342	35.271	40.325		5:45.882									
3	2	1:47.112	33.829	33.850	39.433	255.9	7:32.994									
4	2	1:45.802	32.965	33.284	39.553	258.4	9:18.796									
5	2	2:00.070	B 32.967	33.276	53.827	259.6	11:18.866									
6	2	4:04.690	2:44.012	35.392	45.286		15:23.556									
7	2	1:51.470	B 32.983	33.143	45.344	258.4	17:15.026									
8	1	4:37.712	3:12.596	41.119	43.997		21:52.738									
9	1	1:53.854	35.626	35.791	42.437	254.1	23:46.592									
10	1	1:51.858	35.188	35.434	41.236	254.1	25:38.450									
11	1	1:53.371	36.096	35.330	41.945	255.9	27:31.821									
12	1	1:50.345	34.564	34.867	40.914	253.5	29:22.166									
13	1	1:49.198	34.073	34.451	40.674	257.8	31:11.364									
14	1	1:48.277	33.695	34.146	40.436	257.8	32:59.641									
15	1	2:38.453	B 1:00.757	43.199	54.497	259.6	35:38.094									
16	1	11:25.798	9:48.540	50.477	46.781		47:03.892									
17	1	1:57.865	37.076	37.436	43.353	247.1	49:01.757									
18	1	1:49.560	34.286	34.657	40.617	252.9	50:51.317									
19	1	1:48.482	33.887	34.458	40.137	254.7	52:39.799									
20	1	1:48.714	33.772	34.737	40.205	254.7	54:28.513									
21	1	1:48.717	33.443	34.063	41.211	254.7	56:17.230									
22	1	1:49.224	33.896	34.856	40.472	255.3	58:06.454									
23	1	1:48.906	34.045	34.536	40.325	254.7	59:55.360									
24	1	1:48.137	33.888	33.919	40.330	254.7	1:01:43.497									
98	Motorsport98 Ligier JS P3 - Nissan LMP3															
		1.Eric DE DONCKER														
		2.Andrew MEYRICK														
1	2	3:38.960	2:25.390	34.895	38.675		3:38.960									
2	2	1:44.472	33.505	33.259	37.708	252.9	5:23.432									
3	2	1:42.949	32.743	33.051	37.155	258.4	7:06.381									
4	2	1:42.223	32.238	32.635	37.350	258.4	8:48.604									
5	2	1:57.470	B 32.395	37.651	47.424	259.0	10:46.074									



Michelin Le Mans Cup

Portimao Round

Free Practice 2

Sector Analysis

■ Personal Best
 ■ Session Best
 ■ B Crossing the finish line in pit lane

Lap	D	Time	Sector 1	Sector 2	Sector 3	T. Spd	Elapsed	Lap	D	Time	Sector 1	Sector 2	Sector 3	T. Spd	Elapsed
6	1	4:57.460	3:42.736	34.927	39.797		15:43.534								
7	1	1:48.373	33.985	34.773	39.615	255.3	17:31.907								
8	1	1:49.305	34.966	34.828	39.511	255.9	19:21.212								
9	1	1:48.054	33.745	34.531	39.778	257.8	21:09.266								
10	1	1:48.815	33.887	34.612	40.316	255.9	22:58.081								
11	1	1:47.631	33.792	34.517	39.322	256.5	24:45.712								
12	1	1:47.228	33.586	34.388	39.254	257.1	26:32.940								
13	1	1:47.343	33.883	34.164	39.296	256.5	28:20.283								
14	1	1:47.318	33.954	34.358	39.006	258.4	30:07.601								
15	1	1:46.906	33.723	34.321	38.862	258.4	31:54.507								
16	1	1:58.876 B	35.106	34.638	49.132	257.1	33:53.383								
17	1	13:56.851	...	35.773	40.250		47:50.234								
18	1	1:54.903 B	34.048	34.294	46.561	252.9	49:45.137								
19	1	3:43.403	2:25.272	37.150	40.981		53:28.540								
20	1	1:47.806	34.427	34.120	39.259	250.0	55:16.346								
21	1	1:45.962	33.509	33.727	38.726	252.3	57:02.308								
22	1	1:46.171	33.396	33.917	38.858	252.9	58:48.479								
23	1	1:55.375 B	33.368	34.778	47.229	253.5	1:00:43.854								

99	N°Race	Ligier JS P3 - Nissan
	1. Alain COSTA	LMP3
	2. Stéphane TRIBAUDINI	

1	2	3:12.261	1:51.917	37.851	42.493		3:12.261								
2	2	1:53.572	36.956	36.022	40.594	212.6	5:05.833								
3	2	2:00.020 B	35.605	34.910	49.505	228.8	7:05.853								
4	2	4:09.909	2:56.034	34.760	39.115		11:15.762								
5	2	1:47.887	34.087	34.737	39.063	254.7	13:03.649								
6	2	1:46.935	34.124	34.143	38.668	254.7	14:50.584								
7	2	1:46.145	33.622	33.828	38.695	255.9	16:36.729								
8	2	1:48.622	34.423	33.922	40.277	256.5	18:25.351								
9	2	1:45.649	33.483	33.706	38.460	256.5	20:11.000								
10	2	1:57.088	33.303	45.064	38.721	257.1	22:08.088								
11	2	1:44.919	33.145	33.357	38.417	257.8	23:53.007								
12	2	1:45.689	32.999	33.591	39.099	257.8	25:38.696								
13	2	2:05.267	50.251	34.850	40.166	257.1	27:43.963								
14	2	1:45.312	33.475	33.208	38.629	255.9	29:29.275								
15	2	1:54.203 B	33.320	33.581	47.302	258.4	31:23.478								
16	1	5:03.737	3:23.850	36.025	1:03.862		36:27.215								
17	1	3:32.110	1:13.047	1:02.887	1:16.176	80.5	39:59.325								
18	1	3:42.054 B	1:20.551	1:03.680	1:17.823	73.0	43:41.379								
19	1	3:00.959	1:21.225	57.300	42.434		46:42.338								
20	1	1:51.208	34.508	35.695	41.005	255.3	48:33.546								
21	1	1:51.746	35.193	35.479	41.074	252.9	50:25.292								
22	1	1:49.554	34.508	35.122	39.924	247.7	52:14.846								
23	1	1:48.421	33.978	34.692	39.751	252.3	54:03.267								
24	1	1:48.302	33.802	34.883	39.617	252.3	55:51.569								
25	1	1:47.827	34.139	34.383	39.305	253.5	57:39.396								
26	1	1:52.269	33.790	34.138	44.341	253.5	59:31.665								
27	1	1:48.595	34.027	34.476	40.092	250.0	1:01:20.260								