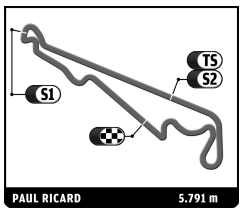


# Michelin Le Mans Cup
## Le Castellet Round
## Free Practice 1

## Sector Analysis

Personal Best | Session Best | **B** Crossing the finish line in pit lane

### 2 — Ecurie Ecosse / Nielsen — Ligier JS P3 - Nissan (LMP3)
1.Anthony WELLS
2.James LITTLEJOHN

| Lap | D | Time | Sector 1 | Sector 2 | Sector 3 | T. Spd | Elapsed |
|---|---|---|---|---|---|---|---|
| 1 | 1 | 2:29.584 | 55.724 | 33.813 | 1:00.047 | 257.8 | 2:29.584 |
| 2 | 1 | 2:07.372 | 38.749 | 32.156 | 56.467 | 262.8 | 4:36.956 |
| 3 | 1 | 2:05.189 | 37.481 | 31.873 | 55.835 | 264.7 | 6:42.145 |
| 4 | 1 | 2:06.904 | 38.550 | 32.638 | 55.716 | 264.7 | 8:49.049 |
| 5 | 1 | 2:05.319 | 37.444 | 31.824 | 56.051 | 264.7 | 10:54.368 |
| 6 | 1 | 2:06.931 | 38.305 | 31.764 | 56.862 | 264.7 | 13:01.299 |
| 7 | 1 | 2:04.806 | 37.349 | 31.583 | 55.874 | 265.4 | 15:06.105 |
| 8 | 1 | 2:06.767 | 37.613 | 31.991 | 57.163 | 252.3 | 17:12.872 |
| 9 | 1 | 2:16.407 B | 38.419 | 31.595 | 1:06.393 | 267.3 | 19:29.279 |
| 10 | 2 | 5:27.292 | 4:00.333 | 31.072 | 55.887 | 266.7 | 24:56.571 |
| 11 | 2 | 2:02.838 | 37.049 | 30.885 | 54.904 | 268.0 | 26:59.409 |
| 12 | 2 | 2:04.706 | 38.301 | 31.421 | 54.984 | 266.0 | 29:04.115 |
| 13 | 2 | 2:01.968 | 36.396 | 31.100 | 54.472 | 266.7 | 31:06.083 |
| 14 | 2 | 2:12.641 B | 36.541 | 31.490 | 1:04.610 | 267.3 | 33:18.724 |
| 15 | 2 | 6:53.584 | 5:09.461 | 36.808 | 1:07.315 | 244.9 | 40:12.308 |
| 16 | 2 | 2:46.422 B | 45.120 | 39.215 | 1:22.087 | 210.1 | 42:58.730 |
| 17 | 2 | 5:47.771 | 4:18.623 | 31.982 | 57.166 | 264.1 | 48:46.501 |
| 18 | 2 | 2:01.818 | 36.649 | 31.152 | 54.017 | 265.4 | 50:48.319 |
| 19 | 2 | 2:02.826 | 36.959 | 31.595 | 54.272 | 264.7 | 52:51.145 |
| 20 | 2 | 3:48.583 B | 38.706 | 1:18.566 | 1:51.311 | 79.7 | 56:39.728 |

### 3 — DKR Engineering — Norma M30 - Nissan (LMP3)
1.Léonard HOOGENBOOM
2.Jens PETERSEN

| Lap | D | Time | Sector 1 | Sector 2 | Sector 3 | T. Spd | Elapsed |
|---|---|---|---|---|---|---|---|
| 1 | 1 | 2:28.575 | 56.127 | 33.539 | 58.909 | 260.2 | 2:28.575 |
| 2 | 1 | 2:05.106 | 37.707 | 31.781 | 55.618 | 268.7 | 4:33.681 |
| 3 | 1 | 2:03.195 | 36.577 | 31.364 | 55.254 | 268.7 | 6:36.876 |
| 4 | 1 | 2:17.076 B | 37.758 | 31.147 | 1:08.171 | 270.0 | 8:53.952 |
| 5 | 1 | 4:29.688 | 2:45.893 | 37.729 | 1:06.066 | 235.3 | 13:23.640 |
| 6 | 1 | 2:19.231 | 44.286 | 34.052 | 1:00.893 | 264.7 | 15:42.871 |
| 7 | 1 | 2:28.492 B | 41.823 | 33.465 | 1:13.204 | 266.0 | 18:11.363 |
| 8 | 1 | 3:35.839 | 2:07.509 | 31.987 | 56.343 | 268.0 | 21:47.202 |
| 9 | 1 | 2:04.015 | 36.872 | 31.539 | 55.604 | 270.7 | 23:51.217 |
| 10 | 1 | 2:12.690 B | 36.823 | 31.029 | 1:04.838 | 272.0 | 26:03.907 |
| 11 | 1 | 3:21.034 | 1:55.761 | 31.002 | 54.271 | 271.4 | 29:24.941 |
| 12 | 1 | 2:12.548 B | 36.924 | 31.077 | 1:04.547 | 270.7 | 31:37.489 |
| 13 | 2 | 3:53.304 | 2:21.127 | 32.960 | 59.217 | 267.3 | 35:30.793 |
| 14 | 2 | 2:07.304 | 38.314 | 31.653 | 57.337 | 272.0 | 37:38.097 |
| 15 | 2 | 2:07.037 | 38.153 | 31.879 | 57.005 | 270.0 | 39:45.134 |
| 16 | 2 | 2:06.019 | 38.301 | 31.453 | 56.265 | 270.7 | 41:51.153 |
| 17 | 2 | 2:05.836 | 37.610 | 31.454 | 56.772 | 270.0 | 43:56.989 |
| 18 | 2 | 2:05.539 | 37.862 | 31.674 | 56.003 | 270.0 | 46:02.528 |
| 19 | 2 | 2:04.935 | 37.532 | 31.437 | 55.966 | 272.0 | 48:07.463 |
| 20 | 2 | 2:05.036 | 37.177 | 31.560 | 56.299 | 272.0 | 50:12.499 |
| 21 | 2 | 2:06.694 | 38.707 | 32.085 | 55.902 | 271.4 | 52:19.193 |
| 22 | 2 | 2:48.585 B | 38.310 | 34.587 | 1:35.688 | 205.7 | 55:07.778 |

### 4 — Brookspeed International — Ligier JS P3 - Nissan (LMP3)
1.John SCHAUERMAN
2.Nicolas RONDET

| Lap | D | Time | Sector 1 | Sector 2 | Sector 3 | T. Spd | Elapsed |
|---|---|---|---|---|---|---|---|
| 1 | 2 | 4:08.831 | 2:07.653 | 50.499 | 1:10.679 | 163.4 | 4:08.831 |
| 2 | 2 | 2:26.556 | 46.219 | 36.643 | 1:03.694 | 245.5 | 6:35.387 |
| 3 | 2 | 2:29.452 | 45.298 | 39.533 | 1:04.621 | 224.1 | 9:04.839 |
| 4 | 2 | 2:22.563 | 46.210 | 35.140 | 1:01.213 | 254.7 | 11:27.402 |
| 5 | 2 | 2:19.127 | 43.405 | 35.042 | 1:00.680 | 253.5 | 13:46.529 |
| 6 | 2 | 2:30.016 B | 42.070 | 34.288 | 1:13.658 | 255.3 | 16:16.545 |
| 7 | 2 | 4:12.105 | 2:40.251 | 34.071 | 57.783 | 250.0 | 20:28.650 |
| 8 | 2 | 2:06.740 | 38.239 | 32.177 | 56.324 | 257.8 | 22:35.390 |
| 9 | 2 | 2:07.916 | 37.432 | 32.331 | 58.153 | 259.0 | 24:43.306 |
| 10 | 2 | 2:07.353 | 37.619 | 32.565 | 57.169 | 255.3 | 26:50.659 |
| 11 | 2 | 2:18.899 B | 37.847 | 32.511 | 1:08.541 | 255.3 | 29:09.558 |
| 12 | 1 | 6:04.522 | 4:24.485 | 35.201 | 1:04.836 | 250.6 | 35:14.080 |
| 13 | 1 | 2:17.582 | 41.526 | 34.130 | 1:01.926 | 255.3 | 37:31.662 |
| 14 | 1 | 2:19.607 | 40.715 | 34.103 | 1:04.789 | 254.7 | 39:51.269 |
| 15 | 1 | 2:19.060 | 41.628 | 34.061 | 1:03.371 | 257.1 | 42:10.329 |
| 16 | 1 | 2:23.698 | 42.478 | 34.705 | 1:06.515 | 255.9 | 44:34.027 |
| 17 | 1 | 2:15.251 | 40.040 | 33.653 | 1:01.558 | 258.4 | 46:49.278 |
| 18 | 1 | 2:15.238 | 39.971 | 33.901 | 1:01.366 | 257.1 | 49:04.516 |
| 19 | 1 | 2:18.417 | 40.167 | 34.559 | 1:03.691 | 251.2 | 51:22.933 |
| 20 | 1 | 2:38.642 B | 41.666 | 34.321 | 1:22.655 | 256.5 | 54:01.575 |

### 8 — Kessel Racing — Ferrari F488 (GT3)
1.Sergio PIANEZZOLA
2.Giacomo PICCINI

| Lap | D | Time | Sector 1 | Sector 2 | Sector 3 | T. Spd | Elapsed |
|---|---|---|---|---|---|---|---|
| 1 | 2 | 4:51.931 | 2:53.661 | 42.878 | 1:15.392 | 231.3 | 4:51.931 |
| 2 | 2 | 2:33.418 | 49.203 | 36.134 | 1:08.081 | 263.4 | 7:25.349 |
| 3 | 2 | 2:24.500 | 45.991 | 35.481 | 1:03.028 | 266.0 | 9:49.849 |
| 4 | 2 | 2:19.375 | 44.064 | 34.260 | 1:01.051 | 266.0 | 12:09.224 |
| 5 | 2 | 2:17.412 | 43.634 | 34.088 | 59.690 | 266.7 | 14:26.636 |
| 6 | 2 | 2:14.687 | 41.144 | 33.638 | 59.905 | 265.4 | 16:41.323 |
| 7 | 2 | 2:13.558 | 40.771 | 33.264 | 59.523 | 267.3 | 18:54.881 |
| 8 | 2 | 2:13.556 | 40.832 | 33.527 | 59.197 | 266.7 | 21:08.437 |
| 9 | 2 | 2:13.109 | 40.126 | 32.656 | 1:00.327 | 270.0 | 23:21.546 |
| 10 | 2 | 6:31.080 B | 39.874 | 32.824 | 5:18.382 | 268.7 | 29:52.626 |
| 11 | 1 | 2:33.599 | 1:00.595 | 33.519 | 59.485 | 264.7 | 32:26.225 |
| 12 | 1 | 2:10.326 | 37.323 | 32.182 | 1:00.821 | 268.7 | 34:36.551 |
| 13 | 1 | 2:08.748 | 38.149 | 32.275 | 58.324 | 270.0 | 36:45.299 |
| 14 | 1 | 2:10.583 | 38.625 | 32.564 | 59.394 | 270.0 | 38:55.882 |
| 15 | 1 | 6:32.025 B | 39.040 | 32.291 | 5:20.694 | 272.0 | 45:27.907 |
| 16 | 1 | 2:24.147 | 54.520 | 32.428 | 57.199 | 266.7 | 47:52.054 |
| 17 | 1 | 2:08.629 | 37.793 | 33.121 | 57.715 | 266.7 | 50:00.683 |
| 18 | 1 | 2:08.887 | 38.418 | 32.672 | 57.797 | 267.3 | 52:09.570 |
| 19 | 1 | 4:38.135 B | 39.548 | 33.534 | 3:25.053 | 247.7 | 56:47.705 |

### 14 — RLR MSport — Ligier JS P3 - Nissan (LMP3)
1.John FARANO
2.Job VAN UITERT

| Lap | D | Time | Sector 1 | Sector 2 | Sector 3 | T. Spd | Elapsed |
|---|---|---|---|---|---|---|---|
| 1 | 1 | 2:28.262 | 53.669 | 35.383 | 59.210 | 250.6 | 2:28.262 |
| 2 | 1 | 2:10.385 | 40.538 | 32.711 | 57.136 | 259.6 | 4:38.647 |
| 3 | 1 | 2:06.497 | 37.524 | 31.899 | 57.074 | 259.6 | 6:45.144 |
| 4 | 1 | 2:12.200 | 41.451 | 32.328 | 58.421 | 262.8 | 8:57.344 |
| 5 | 1 | 2:06.842 | 37.788 | 32.107 | 56.947 | 259.6 | 11:04.186 |
| 6 | 1 | 2:07.298 | 37.790 | 33.005 | 56.503 | 259.0 | 13:11.484 |
| 7 | 1 | 3:47.494 B | 38.360 | 32.185 | 2:36.949 | 259.0 | 16:58.978 |
| 8 | 1 | 2:28.166 | 56.546 | 33.923 | 57.697 | 258.4 | 19:27.144 |
| 9 | 1 | 2:07.067 | 37.805 | 32.103 | 57.159 | 260.9 | 21:34.211 |
| 10 | 1 | 2:10.861 | 39.813 | 34.150 | 56.898 | 261.5 | 23:45.072 |
| 11 | 1 | 2:08.286 | 37.722 | 31.870 | 58.694 | 260.9 | 25:53.358 |
| 12 | 1 | 2:08.295 | 38.285 | 31.898 | 58.112 | 261.5 | 28:01.653 |
| 13 | 1 | 2:11.009 | 41.556 | 32.076 | 57.377 | 259.0 | 30:12.662 |
| 14 | 1 | 4:05.857 B | 39.218 | 31.993 | 2:54.646 | 259.0 | 34:18.519 |
| 15 | 2 | 2:23.498 | 54.083 | 31.214 | 58.201 | 270.7 | 36:42.017 |
| 16 | 2 | 2:05.900 | 37.697 | 31.705 | 56.498 | 262.1 | 38:47.917 |

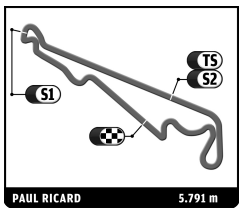


# Michelin Le Mans Cup
## Le Castellet Round
## Free Practice 1

## Sector Analysis

Personal Best | Session Best | **B** Crossing the finish line in pit lane

| Lap | D | Time | Sector 1 | Sector 2 | Sector 3 | T. Spd | Elapsed |
|---|---|---|---|---|---|---|---|
| 17 | 2 | 14:31.273 B | 36.560 | 31.266 | ... | 261.5 | 53:19.190 |

**17** — **RGP Motorsport** — Ligier JS P3 - Nissan — LMP3
1.Ioannis INGLESIS
2.Marco CENCETTI

| Lap | D | Time | Sector 1 | Sector 2 | Sector 3 | T. Spd | Elapsed |
|---|---|---|---|---|---|---|---|
| 1 | 1 | 3:24.174 | 1:40.054 | 38.448 | 1:05.672 | 227.4 | 3:24.174 |
| 2 | 1 | 2:14.705 | 39.399 | 34.613 | 1:00.693 | 254.7 | 5:38.879 |
| 3 | 1 | 2:12.680 | 39.554 | 34.033 | 59.093 | 255.9 | 7:51.559 |
| 4 | 1 | 2:24.030 | 38.916 | 33.454 | 1:11.660 | 257.1 | 10:15.589 |
| 5 | 1 | 2:12.330 | 39.414 | 33.864 | 59.052 | 257.1 | 12:27.919 |
| 6 | 1 | 2:14.045 | 38.620 | 34.353 | 1:01.072 | 257.1 | 14:41.964 |
| 7 | 1 | 2:13.461 | 38.462 | 34.019 | 1:00.980 | 257.1 | 16:55.425 |
| 8 | 1 | 2:18.016 | 39.185 | 34.247 | 1:04.584 | 257.8 | 19:13.441 |
| 9 | 1 | 2:19.763 | 40.266 | 33.985 | 1:05.512 | 249.4 | 21:33.204 |
| 10 | 1 | 2:13.557 | 40.102 | 34.810 | 58.645 | 258.4 | 23:46.761 |
| 11 | 1 | 2:13.749 | 39.004 | 33.500 | 1:01.245 | 259.0 | 26:00.510 |
| 12 | 1 | 2:14.527 | 40.395 | 33.767 | 1:00.365 | 257.8 | 28:15.037 |
| 13 | 1 | 2:24.706 B | 39.796 | 34.150 | 1:10.760 | 257.8 | 30:39.743 |
| 14 | 1 | 7:16.840 | 5:38.331 | 34.657 | 1:03.852 | 256.5 | 37:56.583 |
| 15 | 1 | 2:10.773 | 38.731 | 33.742 | 58.300 | 255.3 | 40:07.356 |
| 16 | 1 | 2:09.569 | 37.817 | 32.754 | 58.998 | 259.6 | 42:16.925 |
| 17 | 1 | 2:13.833 | 38.661 | 33.450 | 1:01.722 | 261.5 | 44:30.758 |
| 18 | 1 | 2:12.309 | 38.336 | 33.294 | 1:00.679 | 260.9 | 46:43.067 |
| 19 | 1 | 2:11.616 | 39.539 | 33.440 | 58.637 | 260.2 | 48:54.683 |
| 20 | 1 | 2:19.397 B | 38.360 | 32.977 | 1:08.060 | 260.2 | 51:14.080 |

**20** — **DB Autosport** — Norma M30 - Nissan — LMP3
1.Nicolas MAULINI
2.Jean-Ludovic FOUBERT

| Lap | D | Time | Sector 1 | Sector 2 | Sector 3 | T. Spd | Elapsed |
|---|---|---|---|---|---|---|---|
| 1 | 1 | 2:45.188 | 1:11.810 | 33.992 | 59.386 | 255.9 | 2:45.188 |
| 2 | 1 | 2:07.405 | 38.510 | 31.882 | 57.013 | 266.0 | 4:52.593 |
| 3 | 1 | 2:06.792 | 37.718 | 31.946 | 57.128 | 266.0 | 6:59.385 |
| 4 | 1 | 2:08.133 | 38.167 | 31.834 | 58.132 | 266.7 | 9:07.518 |
| 5 | 1 | 2:09.359 | 39.903 | 31.684 | 57.772 | 266.7 | 11:16.877 |
| 6 | 1 | 5:50.735 B | 38.141 | 32.212 | 4:40.382 | 266.7 | 17:07.612 |
| 7 | 1 | 2:23.507 | 55.385 | 31.393 | 56.729 | 268.0 | 19:31.119 |
| 8 | 1 | 2:03.987 | 36.945 | 31.439 | 55.603 | 268.7 | 21:35.106 |
| 9 | 1 | 2:20.130 | 52.367 | 31.282 | 56.481 | 269.3 | 23:55.236 |
| 10 | 1 | 2:04.862 | 36.796 | 31.134 | 56.932 | 270.7 | 26:00.098 |
| 11 | 1 | 2:06.571 | 36.978 | 31.335 | 58.258 | 268.7 | 28:06.669 |
| 12 | 1 | 3:57.259 B | 37.657 | 32.582 | 2:47.020 | 266.0 | 32:03.928 |
| 13 | 2 | 2:29.345 | 58.139 | 33.082 | 58.124 | 262.8 | 34:33.273 |
| 14 | 2 | 2:10.524 | 38.795 | 31.587 | 1:00.142 | 272.0 | 36:43.797 |
| 15 | 2 | 2:08.239 | 37.361 | 32.717 | 58.161 | 270.0 | 38:52.036 |
| 16 | 2 | 2:07.223 | 38.974 | 31.430 | 56.819 | 268.0 | 40:59.259 |
| 17 | 2 | 2:05.234 | 37.078 | 31.108 | 57.048 | 271.4 | 43:04.493 |
| 18 | 2 | 2:10.985 | 41.125 | 33.070 | 56.790 | 267.3 | 45:15.478 |
| 19 | 2 | 2:07.554 | 39.049 | 31.801 | 56.704 | 266.7 | 47:23.032 |
| 20 | 2 | 2:05.123 | 37.569 | 31.575 | 55.979 | 269.3 | 49:28.155 |
| 21 | 2 | 2:06.425 | 38.529 | 31.506 | 56.390 | 268.0 | 51:34.580 |

**21** — **DB Autosport** — Norma M30 - Nissan — LMP3
1.Jacques WOLFF
2.Nicolas SCHATZ

| Lap | D | Time | Sector 1 | Sector 2 | Sector 3 | T. Spd | Elapsed |
|---|---|---|---|---|---|---|---|
| 1 | 2 | 2:36.931 | 1:04.439 | 33.155 | 59.337 | 259.6 | 2:36.931 |
| 2 | 2 | 2:05.365 | 37.532 | 31.556 | 56.277 | 264.7 | 4:42.296 |
| 3 | 2 | 2:05.300 | 38.029 | 31.305 | 55.966 | 266.7 | 6:47.596 |
| 4 | 2 | 2:05.313 | 37.625 | 31.928 | 55.760 | 267.3 | 8:52.909 |
| 5 | 2 | 2:02.253 | 36.370 | 31.189 | 54.694 | 267.3 | 10:55.162 |
| 6 | 2 | 2:03.286 | 37.894 | 31.368 | 54.024 | 267.3 | 12:58.448 |
| 7 | 2 | 2:01.482 | 36.151 | 31.132 | 54.199 | 264.7 | 14:59.930 |
| 8 | 2 | 2:04.084 | 36.226 | 32.960 | 54.898 | 265.4 | 17:04.014 |
| 9 | 2 | 3:52.484 B | 36.920 | 30.987 | 2:44.577 | 268.0 | 20:56.498 |
| 10 | 2 | 2:23.344 | 52.615 | 32.256 | 58.473 | 268.0 | 23:19.842 |
| 11 | 2 | 2:01.042 | 36.107 | 30.804 | 54.131 | 267.3 | 25:20.884 |
| 12 | 2 | 2:01.053 | 36.227 | 30.798 | 54.028 | 268.0 | 27:21.937 |
| 13 | 2 | 2:02.040 | 36.049 | 30.953 | 55.038 | 268.0 | 29:23.977 |
| 14 | 2 | 2:02.063 | 36.042 | 30.891 | 55.130 | 269.3 | 31:26.040 |
| 15 | 2 | 5:38.507 B | 35.987 | 30.975 | 4:31.545 | 267.3 | 37:04.547 |
| 16 | 1 | 2:37.700 | 1:04.080 | 33.435 | 1:00.185 | 262.8 | 39:42.247 |
| 17 | 1 | 2:10.745 | 41.094 | 32.598 | 57.053 | 268.7 | 41:52.992 |
| 18 | 1 | 2:06.176 | 38.147 | 31.363 | 56.666 | 268.0 | 43:59.168 |
| 19 | 1 | 2:05.411 | 37.572 | 31.926 | 55.913 | 267.3 | 46:04.579 |
| 20 | 1 | 2:06.196 | 38.080 | 31.825 | 56.291 | 268.0 | 48:10.775 |
| 21 | 1 | 2:04.793 | 37.458 | 31.547 | 55.788 | 268.0 | 50:15.568 |
| 22 | 1 | 2:05.047 | 37.685 | 31.896 | 55.466 | 268.0 | 52:20.615 |

**22** — **United Autosports** — Ligier JS P3 - Nissan — LMP3
1.James McGUIRE
2.Matthew BELL

| Lap | D | Time | Sector 1 | Sector 2 | Sector 3 | T. Spd | Elapsed |
|---|---|---|---|---|---|---|---|
| 1 | 2 | 2:31.926 | 59.904 | 33.648 | 58.374 | 251.2 | 2:31.926 |
| 2 | 2 | 2:11.930 | 38.819 | 35.138 | 57.973 | 208.9 | 4:43.856 |
| 3 | 2 | 2:04.242 | 37.155 | 31.723 | 55.364 | 257.1 | 6:48.098 |
| 4 | 2 | 2:14.269 B | 37.921 | 31.274 | 1:05.074 | 265.4 | 9:02.367 |
| 5 | 2 | 10:32.187 | 8:43.534 | 34.940 | 1:13.713 | 254.1 | 19:34.554 |
| 6 | 2 | 2:18.559 | 43.020 | 35.200 | 1:00.339 | 264.1 | 21:53.113 |
| 7 | 2 | 2:23.476 B | 40.647 | 32.411 | 1:10.418 | 265.4 | 24:16.589 |
| 8 | 1 | 9:56.405 | 8:22.784 | 33.428 | 1:00.193 | 261.5 | 34:12.994 |
| 9 | 1 | 2:12.628 | 39.521 | 33.551 | 59.556 | 255.9 | 36:25.622 |
| 10 | 1 | 2:17.560 | 39.738 | 36.210 | 1:01.612 | 261.5 | 38:43.182 |
| 11 | 1 | 2:11.765 | 39.935 | 32.765 | 59.065 | 256.5 | 40:54.947 |
| 12 | 1 | 2:12.496 | 39.258 | 32.875 | 1:00.363 | 264.7 | 43:07.443 |
| 13 | 1 | 2:13.967 | 40.444 | 33.054 | 1:00.469 | 264.7 | 45:21.410 |
| 14 | 1 | 2:12.597 | 39.583 | 32.644 | 1:00.370 | 263.4 | 47:34.007 |
| 15 | 1 | 2:11.801 | 39.633 | 32.984 | 59.184 | 264.7 | 49:45.808 |
| 16 | 1 | 2:14.101 | 39.820 | 32.655 | 1:01.626 | 264.7 | 51:59.909 |
| 17 | 1 | 2:51.308 B | 39.422 | 32.836 | 1:39.050 | 264.7 | 54:51.217 |

**23** — **United Autosports** — Ligier JS P3 - Nissan — LMP3
1.Richard MEINS
2.Christian ENGLAND

| Lap | D | Time | Sector 1 | Sector 2 | Sector 3 | T. Spd | Elapsed |
|---|---|---|---|---|---|---|---|
| 1 | 2 | 2:41.993 | 1:05.771 | 34.289 | 1:01.933 | 251.7 | 2:41.993 |
| 2 | 2 | 2:11.632 | 39.730 | 32.456 | 59.446 | 255.3 | 4:53.625 |
| 3 | 2 | 2:06.547 | 38.511 | 32.168 | 55.868 | 255.3 | 7:00.172 |
| 4 | 2 | 2:06.949 | 37.778 | 32.037 | 57.134 | 257.1 | 9:07.121 |
| 5 | 2 | 2:06.400 | 38.578 | 31.914 | 55.908 | 255.3 | 11:13.521 |
| 6 | 2 | 2:23.993 | 40.573 | 38.793 | 1:04.627 | 229.3 | 13:37.514 |
| 7 | 2 | 2:33.782 B | 43.777 | 36.035 | 1:13.970 | 240.0 | 16:11.296 |
| 8 | 2 | 6:15.928 | 4:47.957 | 32.103 | 55.868 | 252.9 | 22:27.224 |
| 9 | 2 | 2:04.390 | 36.501 | 31.460 | 56.429 | 255.9 | 24:31.614 |
| 10 | 2 | 2:03.860 | 36.690 | 31.584 | 55.586 | 255.9 | 26:35.474 |
| 11 | 2 | 2:04.146 | 36.752 | 31.770 | 55.624 | 256.5 | 28:39.620 |
| 12 | 2 | 2:05.047 | 37.111 | 32.001 | 55.935 | 256.5 | 30:44.667 |
| 13 | 2 | 2:16.812 B | 37.609 | 32.742 | 1:06.461 | 255.3 | 33:01.479 |
| 14 | 1 | 6:27.760 | 4:54.391 | 33.910 | 59.459 | 254.7 | 39:29.239 |
| 15 | 1 | 2:07.551 | 37.968 | 32.118 | 57.465 | 255.3 | 41:36.790 |
| 16 | 1 | 2:11.002 | 37.498 | 32.132 | 1:01.372 | 257.1 | 43:47.792 |

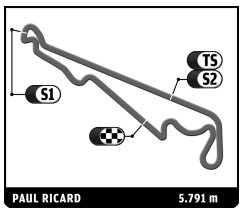


# Michelin Le Mans Cup
## Le Castellet Round
## Free Practice 1

## Sector Analysis

Personal Best | Session Best | **B** Crossing the finish line in pit lane

| Lap | D | Time | Sector 1 | Sector 2 | Sector 3 | T. Spd | Elapsed |
|---|---|---|---|---|---|---|---|
| 17 | 1 | 2:08.089 | 38.026 | 32.270 | 57.793 | 257.1 | 45:55.881 |
| 18 | 1 | 2:07.422 | 38.153 | 32.139 | 57.130 | 257.1 | 48:03.303 |
| 19 | 1 | 2:08.350 | 37.887 | 32.751 | 57.712 | 257.1 | 50:11.653 |
| 20 | 1 | 2:11.673 | 39.465 | 34.166 | 58.042 | 257.1 | 52:23.326 |
| 21 | 1 | 3:25.530 B | 38.975 | 45.166 | 2:01.389 | 79.8 | 55:48.856 |

**24** Cool Racing — Ligier JS P3 - Nissan, LMP3
1.Alexandre COIGNY
2.Antonin BORGA

| Lap | D | Time | Sector 1 | Sector 2 | Sector 3 | T. Spd | Elapsed |
|---|---|---|---|---|---|---|---|
| 1 | 2 | 3:03.693 | 1:22.463 | 37.096 | 1:04.134 | 220.9 | 3:03.693 |
| 2 | 2 | 2:10.902 | 39.504 | 32.834 | 58.564 | 259.0 | 5:14.595 |
| 3 | 2 | 2:11.264 | 37.669 | 31.434 | 1:02.161 | 268.7 | 7:25.859 |
| 4 | 2 | 2:05.037 | 37.556 | 31.612 | 55.869 | 260.9 | 9:30.896 |
| 5 | 2 | 2:13.756 B | 37.194 | 31.864 | 1:04.698 | 266.0 | 11:44.652 |
| 6 | 2 | 8:04.936 B | 6:12.246 | 38.730 | 1:13.960 | 243.2 | 19:49.588 |
| 7 | 1 | 6:01.390 | 4:24.889 | 34.938 | 1:01.563 | 246.6 | 25:50.978 |
| 8 | 1 | 2:16.100 | 39.729 | 33.748 | 1:02.623 | 235.3 | 28:07.078 |
| 9 | 1 | 2:11.629 | 39.106 | 33.002 | 59.521 | 262.1 | 30:18.707 |
| 10 | 1 | 2:12.339 | 40.604 | 33.194 | 58.541 | 259.6 | 32:31.046 |
| 11 | 1 | 2:22.830 B | 38.966 | 33.295 | 1:10.569 | 261.5 | 34:53.876 |
| 12 | 1 | 3:57.545 | 2:10.837 | 41.686 | 1:05.022 | 211.8 | 38:51.421 |
| 13 | 1 | 2:11.195 | 41.192 | 32.771 | 57.232 | 244.3 | 41:02.616 |
| 14 | 1 | 2:08.417 | 38.044 | 32.098 | 58.275 | 262.8 | 43:11.033 |
| 15 | 1 | 2:11.007 | 39.261 | 32.497 | 59.249 | 262.8 | 45:22.040 |
| 16 | 1 | 2:10.444 | 39.456 | 33.177 | 57.811 | 261.5 | 47:32.484 |
| 17 | 1 | 2:09.065 | 38.667 | 32.737 | 57.661 | 265.4 | 49:41.549 |
| 18 | 1 | 2:10.159 | 38.880 | 33.114 | 58.165 | 260.9 | 51:51.708 |
| 19 | 1 | 2:50.865 B | 39.119 | 34.714 | 1:37.032 | 260.9 | 54:42.573 |

**25** Lanan Racing — Norma M30 - Nissan, LMP3
1.Michael BENHAM
2.Duncan TAPPY

| Lap | D | Time | Sector 1 | Sector 2 | Sector 3 | T. Spd | Elapsed |
|---|---|---|---|---|---|---|---|
| 1 | 1 | 5:21.131 B | 2:01.865 | 44.545 | 2:34.721 | 211.4 | 5:21.131 |
| 2 | 1 | 2:34.888 | 1:00.638 | 33.719 | 1:00.531 | 260.9 | 7:56.019 |
| 3 | 1 | 2:10.479 | 38.557 | 32.469 | 59.453 | 263.4 | 10:06.498 |
| 4 | 1 | 2:10.940 | 38.725 | 32.974 | 59.241 | 262.8 | 12:17.438 |
| 5 | 1 | 2:10.892 | 39.360 | 33.096 | 58.436 | 265.4 | 14:28.330 |
| 6 | 1 | 2:18.602 | 41.040 | 35.805 | 1:01.757 | 202.6 | 16:46.932 |
| 7 | 1 | 2:17.816 | 38.484 | 32.761 | 1:06.571 | 262.1 | 19:04.748 |
| 8 | 1 | 2:11.097 | 39.989 | 33.554 | 57.554 | 264.1 | 21:15.845 |
| 9 | 1 | 2:11.122 | 38.495 | 32.551 | 1:00.076 | 266.0 | 23:26.967 |
| 10 | 1 | 6:34.494 B | 39.809 | 44.837 | 5:09.848 | 264.1 | 30:01.461 |
| 11 | 2 | 2:27.970 | 58.835 | 32.148 | 56.987 | 266.7 | 32:29.431 |
| 12 | 2 | 2:06.098 | 37.555 | 31.561 | 56.982 | 266.7 | 34:35.529 |
| 13 | 2 | 6:47.346 B | 37.753 | 31.339 | 5:38.254 | 270.0 | 41:22.875 |
| 14 | 2 | 2:22.423 | 53.776 | 31.671 | 56.976 | 266.0 | 43:45.298 |
| 15 | 2 | 2:03.937 | 36.983 | 31.570 | 55.384 | 266.0 | 45:49.235 |
| 16 | 2 | 4:51.177 B | 37.057 | 31.289 | 3:42.831 | 267.3 | 50:40.412 |
| 17 | 1 | 2:27.308 | 57.247 | 32.866 | 57.195 | 266.7 | 53:07.720 |
| 18 | 1 | 4:17.754 B | 53.453 | 1:22.007 | 2:02.294 | 79.9 | 57:25.474 |

**30** CD Sport — Norma M30 - Nissan, LMP3
1.Anthony PONS
2.Laurents HÖRR

| Lap | D | Time | Sector 1 | Sector 2 | Sector 3 | T. Spd | Elapsed |
|---|---|---|---|---|---|---|---|
| 1 | 1 | 3:21.458 | 1:47.616 | 33.326 | 1:00.516 | 260.2 | 3:21.458 |
| 2 | 1 | 2:03.948 | 37.418 | 31.594 | 54.936 | 265.4 | 5:25.406 |
| 3 | 1 | 2:02.767 | 36.204 | 31.022 | 55.541 | 270.0 | 7:28.173 |
| 4 | 1 | 2:04.763 | 37.643 | 30.718 | 56.402 | 272.0 | 9:32.936 |
| 5 | 1 | 2:01.709 | 36.055 | 30.958 | 54.696 | 270.0 | 11:34.645 |
| 6 | 1 | 2:04.849 | 37.766 | 32.605 | 54.478 | 268.0 | 13:39.494 |
| 7 | 1 | 2:02.806 | 36.609 | 30.800 | 55.397 | 270.7 | 15:42.300 |
| 8 | 1 | 2:01.301 | 36.020 | 30.932 | 54.349 | 269.3 | 17:43.601 |
| 9 | 1 | 2:11.494 B | 35.845 | 31.104 | 1:04.545 | 271.4 | 19:55.095 |
| 10 | 2 | 6:33.302 | 5:05.826 | 31.148 | 56.328 | 270.0 | 26:28.397 |
| 11 | 2 | 2:00.451 | 35.964 | 30.597 | 53.890 | 270.7 | 28:28.848 |
| 12 | 2 | 2:01.429 | 36.359 | 30.936 | 54.134 | 270.0 | 30:30.277 |
| 13 | 2 | 2:13.779 B | 36.680 | 31.231 | 1:05.868 | 272.0 | 32:44.056 |
| 14 | 1 | 5:58.941 | 4:26.436 | 34.174 | 58.331 | 244.3 | 38:42.997 |
| 15 | 1 | 2:05.486 | 37.195 | 30.980 | 57.311 | 272.0 | 40:48.483 |
| 16 | 1 | 2:03.008 | 36.623 | 30.972 | 55.413 | 270.7 | 42:51.491 |
| 17 | 1 | 2:03.003 | 36.792 | 30.898 | 55.313 | 270.7 | 44:54.494 |
| 18 | 1 | 2:03.339 | 37.361 | 30.989 | 54.989 | 270.0 | 46:57.833 |
| 19 | 1 | 2:24.128 | 56.029 | 32.042 | 56.057 | 270.0 | 49:21.961 |
| 20 | 1 | 2:03.209 | 36.822 | 31.119 | 55.268 | 270.7 | 51:25.170 |
| 21 | 1 | 2:20.466 B | 37.698 | 31.433 | 1:11.335 | 272.7 | 53:45.636 |

**32** United Autosports — Ligier JS P3 - Nissan, LMP3
1.Najaf HUSAIN
2.Mahaveer RAGHUNATHA

| Lap | D | Time | Sector 1 | Sector 2 | Sector 3 | T. Spd | Elapsed |
|---|---|---|---|---|---|---|---|
| 1 | 2 | 3:01.821 | 1:25.231 | 34.640 | 1:01.950 | 221.3 | 3:01.821 |
| 2 | 2 | 2:09.139 | 38.893 | 32.704 | 57.542 | 255.9 | 5:10.960 |
| 3 | 2 | 2:07.642 | 38.354 | 32.217 | 57.071 | 259.0 | 7:18.602 |
| 4 | 2 | 2:06.332 | 38.533 | 31.943 | 55.856 | 256.5 | 9:24.934 |
| 5 | 2 | 2:06.012 | 37.434 | 31.955 | 56.623 | 257.1 | 11:30.946 |
| 6 | 2 | 2:05.192 | 37.174 | 32.302 | 55.716 | 256.5 | 13:36.138 |
| 7 | 2 | 2:23.610 B | 37.447 | 32.096 | 1:14.067 | 255.3 | 15:59.748 |
| 8 | 2 | 5:30.723 | 4:00.941 | 32.612 | 57.170 | 256.5 | 21:30.471 |
| 9 | 2 | 2:04.667 | 36.690 | 31.681 | 56.296 | 259.0 | 23:35.138 |
| 10 | 2 | 2:07.777 | 36.883 | 32.446 | 58.448 | 255.3 | 25:42.915 |
| 11 | 2 | 2:03.813 | 36.895 | 31.956 | 54.962 | 255.3 | 27:46.728 |
| 12 | 2 | 2:03.639 | 37.064 | 31.821 | 54.754 | 255.3 | 29:50.367 |
| 13 | 2 | 2:17.199 B | 38.670 | 32.525 | 1:06.004 | 254.7 | 32:07.566 |
| 14 | 1 | 4:36.418 | 3:03.301 | 32.471 | 1:00.646 | 257.1 | 36:43.984 |
| 15 | 1 | 2:10.914 | 39.061 | 32.940 | 58.913 | 255.9 | 38:54.898 |
| 16 | 1 | 2:11.404 | 39.523 | 32.687 | 59.194 | 257.8 | 41:06.302 |
| 17 | 1 | 2:09.902 | 38.484 | 32.545 | 58.873 | 256.5 | 43:16.204 |
| 18 | 1 | 2:09.691 | 38.878 | 33.212 | 57.601 | 256.5 | 45:25.895 |
| 19 | 1 | 2:09.569 | 39.665 | 32.520 | 57.384 | 257.1 | 47:35.464 |
| 20 | 1 | 2:10.753 | 38.788 | 32.712 | 59.253 | 259.0 | 49:46.217 |
| 21 | 1 | 2:08.378 | 38.267 | 32.598 | 57.513 | 255.9 | 51:54.595 |
| 22 | 1 | 2:51.060 B | 38.531 | 33.338 | 1:39.191 | 255.9 | 54:45.655 |

**39** Graff — Norma M30 - Nissan, LMP3
1.Eric TROUILLET
2.Adrien TROUILLET

| Lap | D | Time | Sector 1 | Sector 2 | Sector 3 | T. Spd | Elapsed |
|---|---|---|---|---|---|---|---|
| 1 | 1 | 2:30.503 | 55.074 | 34.576 | 1:00.853 | 252.3 | 2:30.503 |
| 2 | 1 | 2:09.233 | 39.314 | 32.215 | 57.704 | 262.1 | 4:39.736 |
| 3 | 1 | 2:05.037 | 37.647 | 31.404 | 55.986 | 266.0 | 6:44.773 |
| 4 | 1 | 2:04.888 | 37.754 | 31.586 | 55.548 | 267.3 | 8:49.661 |
| 5 | 1 | 2:05.778 | 37.377 | 31.512 | 56.889 | 268.0 | 10:55.439 |
| 6 | 1 | 2:06.613 | 38.396 | 31.374 | 56.843 | 268.0 | 13:02.052 |
| 7 | 1 | 2:04.532 | 37.114 | 31.224 | 56.194 | 269.3 | 15:06.584 |
| 8 | 1 | 2:04.652 | 37.443 | 31.347 | 55.862 | 268.0 | 17:11.236 |
| 9 | 1 | 2:05.426 | 38.465 | 31.103 | 55.858 | 269.3 | 19:16.662 |
| 10 | 1 | 2:16.758 B | 37.665 | 33.119 | 1:05.974 | 266.7 | 21:33.420 |
| 11 | 2 | 6:40.576 | 5:10.169 | 32.369 | 58.038 | 264.7 | 28:13.996 |
| 12 | 2 | 2:05.164 | 36.717 | 31.405 | 57.042 | 266.7 | 30:19.160 |

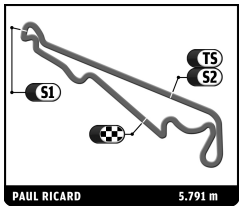


# Michelin Le Mans Cup
## Le Castellet Round
## Free Practice 1

## Sector Analysis

Personal Best | Session Best | **B** Crossing the finish line in pit lane

| Lap | D | Time | Sector 1 | Sector 2 | Sector 3 | T. Spd | Elapsed |
|---|---|---|---|---|---|---|---|
| 13 | 2 | 2:06.126 | 38.810 | 31.699 | 55.617 | 268.0 | 32:25.286 |
| 14 | 2 | 2:04.782 | 37.431 | 32.080 | 55.271 | 266.0 | 34:30.068 |
| 15 | 2 | 2:04.216 | 37.563 | 31.320 | 55.333 | 266.7 | 36:34.284 |
| 16 | 2 | 2:06.236 | 37.251 | 31.889 | 57.096 | 266.7 | 38:40.520 |
| 17 | 2 | 2:02.568 | 36.845 | 31.090 | 54.633 | 266.7 | 40:43.088 |
| 18 | 2 | 2:13.982 | 36.355 | 30.836 | 1:06.791 | 268.7 | 42:57.070 |
| 19 | 2 | 2:04.186 | 37.711 | 31.584 | 54.891 | 268.0 | 45:01.256 |
| 20 | 2 | 2:04.462 | 36.973 | 31.117 | 56.372 | 268.7 | 47:05.718 |
| 21 | 2 | 2:03.287 | 37.382 | 31.195 | 54.710 | 268.0 | 49:09.005 |
| 22 | 2 | 2:06.073 | 36.911 | 33.575 | 55.587 | 266.7 | 51:15.078 |
| 23 | 2 | 2:13.235 B | 37.171 | 32.062 | 1:04.002 | 267.3 | 53:28.313 |

**40** **Graff** — Ligier JS P3 - Nissan, LMP3
1.Adrien CHILA
2.Marc-Antoine DANNIELOI

| Lap | D | Time | Sector 1 | Sector 2 | Sector 3 | T. Spd | Elapsed |
|---|---|---|---|---|---|---|---|
| 1 | 2 | 2:33.062 | 57.679 | 34.021 | 1:01.362 | 252.9 | 2:33.062 |
| 2 | 2 | 2:08.629 | 38.975 | 32.627 | 57.027 | 256.5 | 4:41.691 |
| 3 | 2 | 2:07.826 | 38.048 | 31.949 | 57.829 | 259.6 | 6:49.517 |
| 4 | 2 | 2:17.501 | 38.373 | 31.817 | 1:07.311 | 258.4 | 9:07.018 |
| 5 | 2 | 2:11.156 | 41.837 | 32.833 | 56.486 | 255.3 | 11:18.174 |
| 6 | 2 | 2:06.051 | 38.233 | 32.011 | 55.807 | 259.6 | 13:24.225 |
| 7 | 2 | 2:05.059 | 37.549 | 32.123 | 55.387 | 257.1 | 15:29.284 |
| 8 | 2 | 2:07.037 | 37.831 | 32.106 | 57.100 | 257.1 | 17:36.321 |
| 9 | 2 | 2:23.680 B | 38.136 | 31.944 | 1:13.600 | 259.6 | 20:00.001 |
| 10 | 2 | 6:21.335 | 4:53.889 | 31.865 | 55.581 | 257.8 | 26:21.336 |
| 11 | 2 | 2:04.465 | 37.276 | 31.742 | 55.447 | 258.4 | 28:25.801 |
| 12 | 2 | 4:37.191 B | 46.748 | 2:42.017 | 1:08.426 | 243.8 | 33:02.992 |
| 13 | 1 | 4:38.968 | 3:09.481 | 32.674 | 56.813 | 257.1 | 37:41.960 |
| 14 | 1 | 2:20.107 | 39.388 | 32.253 | 1:08.466 | 257.1 | 40:02.067 |
| 15 | 1 | 2:07.461 | 38.280 | 32.214 | 56.967 | 258.4 | 42:09.528 |
| 16 | 1 | 2:05.961 | 37.646 | 32.203 | 56.112 | 257.8 | 44:15.489 |
| 17 | 1 | 2:06.306 | 38.048 | 32.048 | 56.210 | 259.6 | 46:21.795 |
| 18 | 1 | 2:06.580 | 37.758 | 32.260 | 56.562 | 260.2 | 48:28.375 |
| 19 | 1 | 2:14.417 B | 37.690 | 31.913 | 1:04.814 | 259.0 | 50:42.792 |
| 20 | 1 | 5:50.225 B | 2:41.574 | 1:15.577 | 1:53.074 | 79.9 | 56:33.017 |

**44** **SPV Racing** — Ligier JS P3 - Nissan, LMP3
1.Alvaro FONTES
2.Ricardo SANCHEZ

| Lap | D | Time | Sector 1 | Sector 2 | Sector 3 | T. Spd | Elapsed |
|---|---|---|---|---|---|---|---|
| 1 | 2 | 2:59.482 | 1:21.845 | 36.688 | 1:00.949 | 240.0 | 2:59.482 |
| 2 | 2 | 2:10.359 | 38.941 | 33.281 | 58.137 | 246.6 | 5:09.841 |
| 3 | 2 | 2:08.345 | 37.525 | 32.956 | 57.864 | 248.3 | 7:18.186 |
| 4 | 2 | 2:07.476 | 38.123 | 32.983 | 56.370 | 247.1 | 9:25.662 |
| 5 | 2 | 2:07.448 | 38.000 | 32.809 | 56.639 | 248.3 | 11:33.110 |
| 6 | 2 | 2:12.893 | 42.539 | 34.009 | 56.345 | 248.3 | 13:46.003 |
| 7 | 2 | 2:06.661 | 37.622 | 32.962 | 56.077 | 246.0 | 15:52.664 |
| 8 | 2 | 2:24.372 B | 46.049 | 32.957 | 1:05.366 | 246.0 | 18:17.036 |
| 9 | 2 | 6:36.004 | 5:07.015 | 32.448 | 56.541 | 249.4 | 24:53.040 |
| 10 | 2 | 2:05.995 | 37.531 | 32.639 | 55.825 | 248.3 | 26:59.035 |
| 11 | 2 | 2:06.549 | 38.255 | 32.688 | 55.606 | 248.8 | 29:05.584 |
| 12 | 2 | 2:13.688 B | 37.165 | 32.821 | 1:03.702 | 247.7 | 31:19.272 |
| 13 | 1 | 5:20.720 | 3:45.577 | 34.746 | 1:00.397 | 245.5 | 36:39.992 |
| 14 | 1 | 2:13.779 | 39.765 | 33.827 | 1:00.187 | 248.3 | 38:53.771 |
| 15 | 1 | 2:10.506 | 39.314 | 33.053 | 58.139 | 250.0 | 41:04.277 |
| 16 | 1 | 2:07.433 | 37.908 | 32.736 | 56.789 | 249.4 | 43:11.710 |
| 17 | 1 | 2:13.461 | 38.948 | 32.881 | 1:01.632 | 251.7 | 45:25.171 |
| 18 | 1 | 2:17.766 B | 38.258 | 32.727 | 1:06.781 | 250.0 | 47:42.937 |
| 19 | 1 | 4:29.814 | 2:58.855 | 33.212 | 57.747 | 249.4 | 52:12.751 |
| 20 | 1 | 2:42.179 B | 37.976 | 32.665 | 1:31.538 | 251.2 | 54:54.930 |

**50** **Kessel Racing** — Ferrari F488, GT3
1.John HARTSHORNE
2.Oliver HANCOCK

| Lap | D | Time | Sector 1 | Sector 2 | Sector 3 | T. Spd | Elapsed |
|---|---|---|---|---|---|---|---|
| 1 | 2 | 5:30.989 B | 1:15.630 | 36.853 | 3:38.506 | 222.7 | 5:30.989 |
| 2 | 2 | 12:03.372 B | 57.342 | 34.726 | ... | 259.6 | 17:34.361 |
| 3 | 2 | 2:31.293 | 59.469 | 33.274 | 58.550 | 264.1 | 20:05.654 |
| 4 | 2 | 2:10.456 | 38.530 | 32.970 | 58.956 | 264.7 | 22:16.110 |
| 5 | 2 | 14:58.081 B | 39.254 | 33.105 | ... | 264.7 | 37:14.191 |

**51** **Spirit Of Race** — Ferrari F488, GT3
1.Christoph ULRICH
2.Maurizio MEDIANI

| Lap | D | Time | Sector 1 | Sector 2 | Sector 3 | T. Spd | Elapsed |
|---|---|---|---|---|---|---|---|
| 1 | 2 | 2:58.832 | 1:23.321 | 35.362 | 1:00.149 | 248.3 | 2:58.832 |
| 2 | 2 | 2:08.642 | 38.929 | 32.359 | 57.354 | 265.4 | 5:07.474 |
| 3 | 2 | 2:11.534 | 38.393 | 32.328 | 1:00.813 | 268.0 | 7:19.008 |
| 4 | 2 | 4:13.297 B | 39.668 | 32.761 | 3:00.868 | 263.4 | 11:32.305 |
| 5 | 2 | 2:29.259 | 55.689 | 34.441 | 59.129 | 266.0 | 14:01.564 |
| 6 | 2 | 2:06.843 | 37.571 | 31.938 | 57.334 | 266.7 | 16:08.407 |
| 7 | 2 | 2:07.191 | 37.899 | 31.862 | 57.430 | 267.3 | 18:15.598 |
| 8 | 2 | 4:04.347 B | 38.402 | 32.043 | 2:53.902 | 269.3 | 22:19.945 |
| 9 | 1 | 2:36.209 | 58.805 | 35.647 | 1:01.757 | 266.7 | 24:56.154 |
| 10 | 1 | 2:11.340 | 39.573 | 32.637 | 59.130 | 266.0 | 27:07.494 |
| 11 | 1 | 2:09.762 | 38.587 | 32.618 | 58.557 | 265.4 | 29:17.256 |
| 12 | 1 | 2:12.630 | 38.586 | 32.891 | 1:01.153 | 265.4 | 31:29.886 |
| 13 | 1 | 2:10.009 | 38.604 | 32.588 | 58.817 | 265.4 | 33:39.895 |
| 14 | 1 | 2:09.717 | 38.398 | 32.358 | 58.961 | 265.4 | 35:49.612 |
| 15 | 1 | 2:11.235 | 39.670 | 32.883 | 58.682 | 265.4 | 38:00.847 |
| 16 | 1 | 2:09.700 | 38.683 | 32.352 | 58.665 | 267.3 | 40:10.547 |
| 17 | 1 | 2:10.041 | 38.520 | 32.402 | 59.119 | 268.0 | 42:20.588 |
| 18 | 1 | 2:11.832 | 39.238 | 32.495 | 1:00.099 | 268.0 | 44:32.420 |
| 19 | 1 | 2:11.045 | 39.100 | 32.957 | 58.988 | 268.0 | 46:43.465 |
| 20 | 1 | 3:52.957 B | 40.505 | 33.334 | 2:39.118 | 268.7 | 50:36.422 |
| 21 | 2 | 2:29.687 | 57.620 | 33.292 | 58.775 | 266.0 | 53:06.109 |
| 22 | 2 | 4:25.411 B | 52.273 | 1:22.745 | 2:10.393 | 79.2 | 57:31.520 |

**65** **Graff** — Ligier JS P3 - Nissan, LMP3
1.Sergio PASIAN
2.Damien DELAFOSSE

| Lap | D | Time | Sector 1 | Sector 2 | Sector 3 | T. Spd | Elapsed |
|---|---|---|---|---|---|---|---|
| 1 | 2 | 3:04.517 | 1:29.717 | 34.943 | 59.857 | 246.6 | 3:04.517 |
| 2 | 2 | 2:08.649 | 39.215 | 33.158 | 56.276 | 257.1 | 5:13.166 |
| 3 | 2 | 2:09.043 | 37.765 | 32.538 | 58.740 | 260.9 | 7:22.209 |
| 4 | 2 | 2:07.083 | 37.363 | 32.132 | 57.588 | 264.1 | 9:29.292 |
| 5 | 2 | 2:17.595 B | 37.995 | 32.571 | 1:07.029 | 258.4 | 11:46.887 |
| 6 | 2 | 6:02.301 | 3:58.507 | 42.756 | 1:21.038 | 196.7 | 17:49.188 |
| 7 | 2 | 2:54.507 B | 48.963 | 40.054 | 1:25.490 | 212.2 | 20:43.695 |
| 8 | 2 | 4:05.503 | 2:36.732 | 32.197 | 56.574 | 258.4 | 24:49.198 |
| 9 | 2 | 2:04.426 | 37.122 | 31.700 | 55.604 | 255.9 | 26:53.624 |
| 10 | 2 | 2:05.202 | 37.052 | 31.919 | 56.231 | 257.8 | 28:58.826 |
| 11 | 2 | 2:04.632 | 37.018 | 31.852 | 55.762 | 256.5 | 31:03.458 |
| 12 | 2 | 2:13.862 B | 37.746 | 32.053 | 1:04.063 | 257.1 | 33:17.320 |
| 13 | 1 | 5:49.402 B | 3:46.315 | 45.197 | 1:17.890 | 233.3 | 39:06.722 |
| 14 | 1 | 2:45.447 | 1:15.974 | 32.232 | 57.241 | 257.1 | 41:52.169 |
| 15 | 1 | 2:05.225 | 37.523 | 31.796 | 55.906 | 259.6 | 43:57.394 |
| 16 | 1 | 2:05.655 | 37.945 | 32.118 | 55.592 | 259.0 | 46:03.049 |
| 17 | 1 | 2:04.800 | 37.465 | 31.907 | 55.428 | 259.0 | 48:07.849 |
| 18 | 1 | 2:04.990 | 37.263 | 31.743 | 55.984 | 260.9 | 50:12.839 |
| 19 | 1 | 2:13.125 | 43.978 | 32.822 | 56.325 | 259.0 | 52:25.964 |

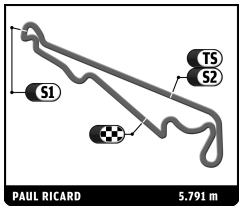


# Michelin Le Mans Cup
## Le Castellet Round
## Free Practice 1

## Sector Analysis

Personal Best | Session Best | **B** Crossing the finish line in pit lane

| Lap | D | Time | Sector 1 | Sector 2 | Sector 3 | T. Spd | Elapsed |
|---|---|---|---|---|---|---|---|
| 20 | 1 | 3:27.906 B | 38.330 | 57.771 | 1:51.805 | 80.0 | 55:53.870 |

**71** — **AF Corse** — Ferrari F488 GT3
1.Piergiuseppe PERAZZINI
2.Marco CIOCI

| Lap | D | Time | Sector 1 | Sector 2 | Sector 3 | T. Spd | Elapsed |
|---|---|---|---|---|---|---|---|
| 1 | 1 | 3:00.568 | 1:19.810 | 39.137 | 1:01.621 | 213.4 | 3:00.568 |
| 2 | 1 | 2:09.956 | 38.818 | 33.196 | 57.942 | 264.7 | 5:10.524 |
| 3 | 1 | 2:11.980 | 39.735 | 33.008 | 59.237 | 266.0 | 7:22.504 |
| 4 | 1 | 2:12.188 | 38.742 | 33.802 | 59.644 | 264.1 | 9:34.692 |
| 5 | 1 | 2:09.743 | 38.164 | 33.661 | 57.918 | 263.4 | 11:44.435 |
| 6 | 1 | 2:09.760 | 38.573 | 32.870 | 58.317 | 262.8 | 13:54.195 |
| 7 | 1 | 2:10.327 | 38.532 | 32.775 | 59.020 | 262.8 | 16:04.522 |
| 8 | 1 | 2:09.136 | 38.324 | 32.809 | 58.003 | 262.1 | 18:13.658 |
| 9 | 1 | 2:09.672 | 39.054 | 32.577 | 58.041 | 263.4 | 20:23.330 |
| 10 | 1 | 2:09.486 | 38.558 | 32.525 | 58.403 | 264.7 | 22:32.816 |
| 11 | 1 | 4:36.511 B | 38.196 | 32.729 | 3:25.586 | 264.1 | 27:09.327 |
| 12 | 2 | 2:27.536 | 54.683 | 34.526 | 58.327 | 252.3 | 29:36.863 |
| 13 | 2 | 2:07.714 | 37.973 | 32.535 | 57.206 | 262.8 | 31:44.577 |
| 14 | 2 | 2:07.625 | 38.159 | 32.360 | 57.106 | 262.1 | 33:52.202 |
| 15 | 2 | 4:56.455 B | 38.142 | 32.406 | 3:45.907 | 264.1 | 38:48.657 |
| 16 | 2 | 2:26.023 | 54.836 | 33.327 | 57.860 | 259.6 | 41:14.680 |
| 17 | 2 | 2:06.614 | 37.636 | 32.446 | 56.532 | 264.7 | 43:21.294 |
| 18 | 2 | 4:46.053 B | 40.578 | 33.812 | 3:31.663 | 261.5 | 48:07.347 |
| 19 | 1 | 2:24.186 | 54.272 | 32.831 | 57.083 | 264.1 | 50:31.533 |

**77** — **Kessel Racing** — Ferrari F488 GT3
1.Claudio SCHIAVONI
2.Andrea PICCINI

| Lap | D | Time | Sector 1 | Sector 2 | Sector 3 | T. Spd | Elapsed |
|---|---|---|---|---|---|---|---|
| 1 | 2 | 3:36.227 | 1:22.411 | 53.770 | 1:20.046 | 134.0 | 3:36.227 |
| 2 | 2 | 2:53.506 | 52.135 | 50.061 | 1:11.310 | 170.9 | 6:29.733 |
| 3 | 2 | 2:33.987 | 48.174 | 37.486 | 1:08.327 | 245.5 | 9:03.720 |
| 4 | 2 | 4:24.731 B | 44.846 | 38.736 | 3:01.149 | 242.2 | 13:28.451 |
| 5 | 2 | 5:13.713 B | 56.646 | 34.493 | 3:42.574 | 233.3 | 18:42.164 |
| 6 | 1 | 2:39.452 | 1:05.126 | 32.799 | 1:01.527 | 266.0 | 21:21.616 |
| 7 | 1 | 2:11.975 | 38.997 | 32.682 | 1:00.296 | 266.0 | 23:33.591 |
| 8 | 1 | 2:14.305 | 40.001 | 32.639 | 1:01.665 | 267.3 | 25:47.896 |
| 9 | 1 | 2:16.430 | 39.410 | 33.266 | 1:03.754 | 264.1 | 28:04.326 |
| 10 | 1 | 2:14.952 | 39.506 | 33.242 | 1:02.204 | 257.1 | 30:19.278 |
| 11 | 1 | 4:50.536 B | 42.219 | 33.447 | 3:34.870 | 260.9 | 35:09.814 |
| 12 | 1 | 2:27.387 | 55.910 | 32.660 | 58.817 | 265.4 | 37:37.201 |
| 13 | 1 | 2:12.392 | 39.502 | 32.842 | 1:00.048 | 267.3 | 39:49.593 |
| 14 | 1 | 2:10.329 | 39.176 | 32.436 | 58.717 | 267.3 | 41:59.922 |
| 15 | 1 | 2:10.219 | 39.093 | 32.554 | 58.572 | 266.7 | 44:10.141 |
| 16 | 1 | 4:39.131 B | 39.153 | 32.733 | 3:27.245 | 267.3 | 48:49.272 |
| 17 | 1 | 2:31.612 | 55.833 | 35.399 | 1:00.380 | 257.1 | 51:20.884 |
| 18 | 1 | 5:45.631 B | 39.370 | 32.835 | 4:33.426 | 266.7 | 57:06.515 |

**79** — **Ecurie Ecosse / Nielsen** — Ligier JS P3 - Nissan LMP3
1.Alasdair McCAIG
2.Colin NOBLE

| Lap | D | Time | Sector 1 | Sector 2 | Sector 3 | T. Spd | Elapsed |
|---|---|---|---|---|---|---|---|
| 1 | 2 | 2:10.426 | 41.760 | 32.811 | 55.855 | 258.4 | 2:10.426 |
| 2 | 2 | 2:13.982 B | 37.978 | 31.370 | 1:04.634 | 264.1 | 4:24.408 |
| 3 | 2 | 5:23.364 | 3:33.676 | 41.788 | 1:07.900 | 220.9 | 9:47.772 |
| 4 | 2 | 2:22.290 | 47.612 | 35.080 | 59.598 | 253.5 | 12:10.062 |
| 5 | 2 | 2:17.346 | 43.513 | 33.789 | 1:00.044 | 264.1 | 14:27.408 |
| 6 | 2 | 2:12.033 | 41.230 | 32.754 | 58.049 | 267.3 | 16:39.441 |
| 7 | 2 | 2:19.732 B | 40.021 | 32.570 | 1:07.141 | 268.0 | 18:59.173 |
| 8 | 2 | 5:12.249 B | 3:13.505 | 39.409 | 1:19.335 | 242.2 | 24:11.422 |
| 9 | 2 | 4:22.038 B | 2:37.606 | 33.177 | 1:11.255 | 264.1 | 28:33.460 |
| 10 | 2 | 3:04.424 | 1:33.898 | 32.594 | 57.932 | 265.4 | 31:37.884 |
| 11 | 2 | 2:05.936 | 38.191 | 31.825 | 55.920 | 266.0 | 33:43.820 |
| 12 | 2 | 2:06.347 | 37.420 | 31.495 | 57.432 | 266.0 | 35:50.167 |
| 13 | 2 | 2:07.739 | 38.274 | 32.635 | 56.830 | 264.1 | 37:57.906 |
| 14 | 2 | 2:08.164 | 38.389 | 32.482 | 57.293 | 266.0 | 40:06.070 |
| 15 | 2 | 2:06.315 | 37.552 | 31.758 | 57.005 | 269.3 | 42:12.385 |
| 16 | 2 | 2:06.395 | 38.054 | 32.141 | 56.200 | 268.7 | 44:18.780 |
| 17 | 2 | 2:06.021 | 37.775 | 32.137 | 56.109 | 268.0 | 46:24.801 |
| 18 | 2 | 2:07.918 | 37.778 | 32.252 | 57.888 | 266.0 | 48:32.719 |

**88** — **Ebimotors** — Porsche 911 GT3 R GT3
1.Paolo VENEROSI
2.Alessandro BACCANI

| Lap | D | Time | Sector 1 | Sector 2 | Sector 3 | T. Spd | Elapsed |
|---|---|---|---|---|---|---|---|
| 1 | 2 | 4:08.662 | 2:29.883 | 36.542 | 1:02.237 | 256.5 | 4:08.662 |
| 2 | 2 | 2:15.174 | 40.856 | 33.848 | 1:00.470 | 262.1 | 6:23.836 |
| 3 | 2 | 2:13.597 | 39.613 | 33.574 | 1:00.410 | 261.5 | 8:37.433 |
| 4 | 2 | 2:13.490 | 40.304 | 33.721 | 59.465 | 260.9 | 10:50.923 |
| 5 | 2 | 2:18.359 | 44.868 | 33.869 | 59.622 | 262.8 | 13:09.282 |
| 6 | 2 | 2:14.418 | 41.169 | 33.482 | 59.767 | 262.1 | 15:23.700 |
| 7 | 2 | 2:12.467 | 39.050 | 33.293 | 1:00.124 | 261.5 | 17:36.167 |
| 8 | 2 | 2:17.143 | 40.347 | 33.897 | 1:02.899 | 238.4 | 19:53.310 |
| 9 | 2 | 2:11.764 | 39.008 | 32.995 | 59.761 | 262.8 | 22:05.074 |
| 10 | 2 | 2:11.874 | 39.060 | 32.957 | 59.857 | 262.1 | 24:16.948 |
| 11 | 2 | 2:25.384 B | 39.585 | 33.180 | 1:12.619 | 262.8 | 26:42.332 |
| 12 | 1 | 5:37.070 | 3:54.025 | 37.567 | 1:05.478 | 225.5 | 32:19.402 |
| 13 | 1 | 2:19.642 | 41.340 | 34.775 | 1:03.527 | 225.0 | 34:39.044 |
| 14 | 1 | 2:15.431 | 40.401 | 33.543 | 1:01.487 | 262.8 | 36:54.475 |
| 15 | 1 | 2:15.249 | 40.084 | 33.425 | 1:01.740 | 262.1 | 39:09.724 |
| 16 | 1 | 2:13.666 | 39.431 | 33.225 | 1:01.010 | 263.4 | 41:23.390 |
| 17 | 1 | 2:41.450 | 39.961 | 33.257 | 1:28.232 | 262.1 | 44:04.840 |
| 18 | 1 | 2:13.637 | 39.642 | 33.415 | 1:00.580 | 262.1 | 46:18.477 |
| 19 | 1 | 2:27.021 B | 39.457 | 33.483 | 1:14.081 | 229.3 | 48:45.498 |
| 20 | 1 | 4:08.567 | 2:33.046 | 34.070 | 1:01.451 | 260.2 | 52:54.065 |
| 21 | 1 | 4:06.540 B | 42.989 | 1:22.853 | 2:00.698 | 79.3 | 57:00.605 |

**96** — **TKS** — Ginetta P3-15 - Nissan LMP3
1.Shinyo SANO
2.Luca MAGNONI

| Lap | D | Time | Sector 1 | Sector 2 | Sector 3 | T. Spd | Elapsed |
|---|---|---|---|---|---|---|---|
| 1 | 1 | 3:05.936 | 1:21.381 | 39.526 | 1:05.029 | 225.0 | 3:05.936 |
| 2 | 1 | 2:13.082 | 40.483 | 33.043 | 59.556 | 268.0 | 5:19.018 |
| 3 | 1 | 2:11.057 | 39.059 | 32.666 | 59.332 | 268.0 | 7:30.075 |
| 4 | 1 | 2:12.761 | 40.786 | 33.022 | 58.953 | 268.0 | 9:42.836 |
| 5 | 1 | 2:08.184 | 38.675 | 32.042 | 57.467 | 268.0 | 11:51.020 |
| 6 | 1 | 2:21.322 B | 39.614 | 32.792 | 1:08.916 | 270.0 | 14:12.342 |
| 7 | 1 | 4:10.566 | 2:39.144 | 32.549 | 58.873 | 269.3 | 18:22.908 |
| 8 | 1 | 2:10.366 | 38.700 | 31.960 | 59.706 | 268.0 | 20:33.274 |
| 9 | 1 | 2:06.888 | 38.167 | 31.755 | 56.966 | 268.0 | 22:40.162 |
| 10 | 1 | 2:09.525 | 38.938 | 32.381 | 58.206 | 268.7 | 24:49.687 |
| 11 | 1 | 2:07.920 | 38.545 | 31.557 | 57.818 | 268.7 | 26:57.607 |
| 12 | 1 | 2:21.111 B | 38.877 | 33.754 | 1:08.480 | 267.3 | 29:18.718 |
| 13 | 2 | 4:58.828 | 3:29.761 | 31.721 | 57.346 | 268.0 | 34:17.546 |
| 14 | 2 | 2:13.267 | 43.767 | 31.941 | 57.559 | 266.7 | 36:30.813 |
| 15 | 2 | 2:10.898 | 38.187 | 32.774 | 59.937 | 264.7 | 38:41.711 |
| 16 | 2 | 2:07.823 | 37.669 | 31.461 | 58.693 | 267.3 | 40:49.534 |
| 17 | 2 | 2:06.876 | 37.833 | 31.378 | 57.665 | 269.3 | 42:56.410 |
| 18 | 2 | 2:07.332 | 38.812 | 31.805 | 56.715 | 269.3 | 45:03.742 |
| 19 | 2 | 2:07.323 | 37.890 | 31.860 | 57.573 | 268.0 | 47:11.065 |
| 20 | 2 | 2:24.517 B | 39.075 | 32.472 | 1:12.970 | 266.7 | 49:35.582 |

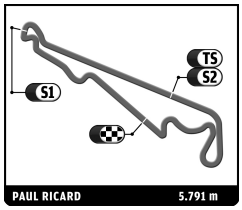


# Michelin Le Mans Cup
## Le Castellet Round
## Free Practice 1

## Sector Analysis

Personal Best | Session Best | **B** Crossing the finish line in pit lane

| Lap | D | Time | Sector 1 | Sector 2 | Sector 3 | T. Spd | Elapsed |
|---|---|---|---|---|---|---|---|
| 21 | 2 | 4:04.347 B | 2:19.462 | 33.349 | 1:11.536 | 266.7 | 53:39.929 |

**98** Motorsport98 — Ligier JS P3 - Nissan, LMP3
1.Eric de DONCKER
2.Andy MEYRICK

| Lap | D | Time | Sector 1 | Sector 2 | Sector 3 | T. Spd | Elapsed |
|---|---|---|---|---|---|---|---|
| 1 | 1 | 2:40.326 | 1:02.647 | 35.392 | 1:02.287 | 243.8 | 2:40.326 |
| 2 | 1 | 2:14.547 | 39.951 | 33.448 | 1:01.148 | 255.3 | 4:54.873 |
| 3 | 1 | 2:12.998 | 40.082 | 33.390 | 59.526 | 256.5 | 7:07.871 |
| 4 | 1 | 2:12.335 | 39.809 | 33.048 | 59.478 | 258.4 | 9:20.206 |
| 5 | 1 | 2:14.230 | 39.607 | 33.100 | 1:01.523 | 259.0 | 11:34.436 |
| 6 | 1 | 2:26.060 B | 40.339 | 33.564 | 1:12.157 | 259.0 | 14:00.496 |
| 7 | 2 | 5:56.060 B | 4:16.883 | 33.441 | 1:05.736 | 258.4 | 19:56.556 |
| 8 | 2 | 5:11.781 | 3:40.197 | 31.860 | 59.724 | 259.0 | 25:08.337 |
| 9 | 2 | 2:03.230 | 36.433 | 31.584 | 55.213 | 259.0 | 27:11.567 |
| 10 | 2 | 2:20.806 B | 38.610 | 33.696 | 1:08.500 | 245.5 | 29:32.373 |
| 11 | 1 | 15:56.441 | ... | 35.379 | 58.879 | 258.4 | 45:28.814 |
| 12 | 1 | 2:08.450 | 38.451 | 32.465 | 57.534 | 258.4 | 47:37.264 |
| 13 | 1 | 2:09.608 | 38.309 | 32.401 | 58.898 | 260.2 | 49:46.872 |
| 14 | 1 | 2:11.858 | 39.310 | 32.611 | 59.937 | 260.2 | 51:58.730 |
| 15 | 1 | 2:49.189 B | 38.335 | 32.962 | 1:37.892 | 259.6 | 54:47.919 |

**99** N'Race — Ligier JS P3 - Nissan, LMP3
1.Alain COSTA
2.Thomas ACCARY

| Lap | D | Time | Sector 1 | Sector 2 | Sector 3 | T. Spd | Elapsed |
|---|---|---|---|---|---|---|---|
| 1 | 2 | 2:30.987 | 1:00.556 | 33.022 | 57.409 | 259.0 | 2:30.987 |
| 2 | 2 | 2:09.223 | 39.272 | 32.137 | 57.814 | 263.4 | 4:40.210 |
| 3 | 2 | 2:15.856 B | 38.119 | 32.028 | 1:05.709 | 263.4 | 6:56.066 |
| 4 | 2 | 7:47.785 | 6:01.853 | 40.049 | 1:05.883 | 231.3 | 14:43.851 |
| 5 | 2 | 2:14.512 | 41.543 | 32.862 | 1:00.107 | 263.4 | 16:58.363 |
| 6 | 2 | 2:14.117 | 40.921 | 32.681 | 1:00.515 | 263.4 | 19:12.480 |
| 7 | 2 | 2:13.393 | 40.141 | 32.749 | 1:00.503 | 264.7 | 21:25.873 |
| 8 | 2 | 2:21.816 B | 39.964 | 32.118 | 1:09.734 | 266.7 | 23:47.689 |
| 9 | 2 | 4:10.352 | 2:41.499 | 31.649 | 57.204 | 267.3 | 27:58.041 |
| 10 | 2 | 2:05.032 | 37.373 | 31.732 | 55.927 | 262.8 | 30:03.073 |
| 11 | 2 | 2:05.470 | 37.465 | 31.950 | 56.055 | 263.4 | 32:08.543 |
| 12 | 2 | 2:06.650 | 38.075 | 31.801 | 56.774 | 264.1 | 34:15.193 |
| 13 | 2 | 2:16.513 B | 38.153 | 32.392 | 1:05.968 | 264.1 | 36:31.706 |
| 14 | 1 | 5:43.104 | 3:59.786 | 38.281 | 1:05.037 | 253.5 | 42:14.810 |
| 15 | 1 | 2:14.457 | 40.164 | 33.003 | 1:01.290 | 266.0 | 44:29.267 |
| 16 | 1 | 2:13.634 | 39.335 | 33.153 | 1:01.146 | 263.4 | 46:42.901 |
| 17 | 1 | 2:10.927 | 39.084 | 32.810 | 59.033 | 263.4 | 48:53.828 |
| 18 | 1 | 2:09.429 | 38.515 | 32.622 | 58.292 | 264.7 | 51:03.257 |
| 19 | 1 | 2:10.148 | 38.778 | 32.728 | 58.642 | 264.7 | 53:13.405 |
| 20 | 1 | 4:15.531 B | 52.015 | 1:19.485 | 2:04.031 | 80.3 | 57:28.936 |