

# Michelin Le Mans Cup

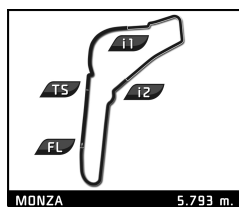
## Monza Round

### Free Practice 1

### Sector Analysis

■ Personal Best   
 ■ Session Best   
 ■ Crossing the finish line in pit lane

Lap	D	Time	Sector 1	Sector 2	Sector 3	T. Spd	Elapsed	Lap	D	Time	Sector 1	Sector 2	Sector 3	T. Spd	Elapsed
<b>2</b>	<b>Ecurie Ecosse / Nielsen</b> Ligier JS P3 - Nissan LMP3 1. Anthony WELLS 2. James LITTLEJOHN														
1	2	2:43.042	1:18.540	43.772	40.730	153.2	2:43.042								
2	2	1:54.510	36.536	38.939	39.035	229.8	4:37.552								
3	2	1:51.589	35.548	37.903	38.138	262.1	6:29.141								
4	2	1:50.696	35.295	37.652	37.749	263.4	8:19.837								
5	2	1:50.245	35.424	37.242	37.579	263.4	10:10.082								
6	2	1:49.387	35.057	37.212	37.118	268.7	11:59.469								
7	2	3:21.386 <b>B</b>	34.899	1:11.971	1:34.516	272.0	15:20.855								
8	2	4:28.939	3:13.284	38.067	37.588	206.9	19:49.794								
9	2	1:50.622	35.210	38.026	37.386	264.1	21:40.416								
10	2	1:49.748	34.840	37.558	37.350	269.3	23:30.164								
11	2	2:04.675	34.803	36.918	52.954	272.7	25:34.839								
12	2	3:33.117	1:27.486	1:21.471	44.160	80.0	29:07.956								
13	2	1:50.168	35.135	37.421	37.612	268.7	30:58.124								
14	2	1:48.758	34.788	37.131	36.839	267.3	32:46.882								
15	2	1:54.882 <b>B</b>	34.696	37.002	43.184	269.3	34:41.764								
16	1	8:40.181	7:21.785	39.127	39.269	180.3	43:21.945								
17	1	1:52.613	35.615	39.019	37.979	248.8	45:14.558								
18	1	1:49.703	35.230	37.369	37.104	269.3	47:04.261								
19	1	1:48.989	34.844	37.220	36.925	270.0	48:53.250								
20	1	1:48.598	34.762	37.066	36.770	269.3	50:41.848								
21	1	1:48.443	34.701	36.887	36.855	272.0	52:30.291								
22	1	1:48.504	<b>34.587</b>	37.048	36.869	273.4	54:18.795								
23	1	1:48.335	34.670	36.874	36.791	271.4	56:07.130								
24	1	<b>1:48.201</b>	34.622	<b>36.819</b>	<b>36.760</b>	272.0	57:55.331								
25	1	1:49.469	34.821	37.144	37.504	274.1	59:44.800								
26	1	2:10.041 <b>B</b>	35.691	41.017	53.333	260.9	1:01:54.841								
<b>3</b>	<b>DKR Engineering</b> Norma M30 - Nissan LMP3 1. Léonard HOOGENBOOM 2. Jens PETERSEN														
1	2	2:51.063	1:15.918	49.071	46.074	122.6	2:51.063								
2	2	1:54.697	37.096	39.340	38.261	218.2	4:45.760								
3	2	1:51.428	35.775	38.150	37.503	251.2	6:37.188								
4	2	1:49.532	35.120	37.283	37.129	266.7	8:26.720								
5	2	1:51.320	35.025	37.464	38.831	270.0	10:18.040								
6	2	1:49.984	35.324	37.292	37.368	272.0	12:08.024								
7	2	3:29.710 <b>B</b>	35.541	1:17.157	1:37.012	272.7	15:37.734								
8	2	4:45.320	3:29.573	38.125	37.622	198.9	20:23.054								
9	2	1:49.682	35.367	37.179	37.136	267.3	22:12.736								
10	2	1:50.645	35.620	37.468	37.557	255.3	24:03.381								
11	2	3:06.985 <b>B</b>	35.388	55.238	1:36.359	263.4	27:10.366								
12	1	4:11.629	2:56.692	37.865	37.072	188.5	31:21.995								
13	1	1:50.033	34.880	37.388	37.765	274.8	33:12.028								
14	1	1:47.337	34.509	36.213	36.615	274.1	34:59.365								
15	1	1:49.540	34.543	36.305	38.692	272.7	36:48.905								
16	1	3:51.721 <b>B</b>	56.256	1:21.756	1:33.709	274.1	40:40.626								
17	1	9:03.515	7:47.645	38.951	36.919	201.9	49:44.141								
18	1	1:49.048	34.393	37.731	36.924	273.4	51:33.189								
19	1	1:47.103	34.278	36.219	36.606	272.0	53:20.292								
20	1	1:47.194	<b>34.167</b>	36.569	36.458	273.4	55:07.486								
21	1	<b>1:46.777</b>	34.333	<b>36.127</b>	<b>36.317</b>	274.8	56:54.263								
22	1	1:48.071	34.421	36.793	36.857	270.7	58:42.334								
23	1	1:58.736 <b>B</b>	34.170	37.787	46.779	273.4	1:00:41.070								
<b>4</b>	<b>Brookspeed International</b> Ligier JS P3 - Nissan LMP3 1. John SCHAUERMAN 2. Nicolas RONDET														
1	1	3:06.264	1:38.770	45.640	41.854	130.8	3:06.264								
2	1	1:56.451	37.274	40.110	39.067	200.0	5:02.715								
3	1	1:53.323	35.737	39.421	38.165	254.1	6:56.038								
4	1	1:52.526	35.726	38.881	37.919	268.7	8:48.564								
5	1	1:52.615	35.032	39.272	38.311	272.0	10:41.179								
6	1	2:04.093 <b>B</b>	35.855	39.598	48.640	253.5	12:45.272								
7	1	6:02.292	4:44.295	39.526	38.471	203.4	18:47.564								
8	1	1:52.023	35.229	38.566	38.228	271.4	20:39.587								
9	1	1:50.889	35.184	37.905	37.800	270.7	22:30.476								
10	1	1:51.456	35.196	38.206	38.054	274.1	24:21.932								
11	1	3:36.545 <b>B</b>	40.121	1:20.353	1:36.071	247.1	27:58.477								
12	2	3:54.805	2:39.044	38.154	37.607	190.5	31:53.282								
13	2	1:49.843	35.413	37.353	37.077	268.7	33:43.125								
14	2	<b>1:48.482</b>	34.609	37.249	<b>36.624</b>	273.4	35:31.607								
15	2	2:01.652 <b>B</b>	<b>34.473</b>	<b>36.666</b>	50.513	274.1	37:33.259								
16	1	7:16.179	5:53.322	40.408	42.449	187.5	44:49.438								
17	1	1:51.783	35.305	38.443	38.035	269.3	46:41.221								
18	1	1:52.742	35.568	38.986	38.188	270.0	48:33.963								
19	1	1:50.851	35.115	38.093	37.643	268.7	50:24.814								
20	1	1:50.646	34.890	37.902	37.854	270.7	52:15.460								
21	1	1:51.268	34.929	37.648	38.691	270.0	54:06.728								
22	1	1:50.453	35.155	37.710	37.588	257.8	55:57.181								
23	1	1:50.450	34.842	37.583	38.025	266.7	57:47.631								
24	1	1:50.719	35.142	37.839	37.738	271.4	59:38.350								
25	1	2:18.317 <b>B</b>	47.250	42.437	48.630	212.6	1:01:56.667								
<b>8</b>	<b>Kessel Racing</b> Ferrari 488 GT3 1. Sergio PIANEZZOLA 2. Giacomo PICCINI														
1	1	3:43.352	2:18.028	42.931	42.393	162.7	3:43.352								
2	1	1:55.368	36.800	39.390	39.178	239.5	5:38.720								
3	1	1:51.588	35.402	38.179	38.007	269.3	7:30.308								
4	1	1:50.733	35.168	37.737	37.828	270.0	9:21.041								
5	1	1:50.431	35.084	37.590	37.757	270.7	11:11.472								
6	1	2:23.176 <b>B</b>	35.046	39.465	1:08.665	270.0	13:34.648								
7	1	5:59.839	4:43.383	38.025	38.431	206.5	19:34.487								
8	1	1:51.171	35.624	37.506	38.041	233.8	21:25.658								
9	1	1:50.798	35.044	37.567	38.187	271.4	23:16.456								
10	1	2:02.470	35.596	38.474	48.400	268.0	25:18.926								
11	1	3:59.660 <b>B</b>	1:26.652	1:22.035	1:10.973	79.5	29:18.586								
12	2	4:16.210	2:36.699	46.089	53.422	104.5	33:34.796								
13	2	1:50.963	35.118	37.869	37.976	270.0	35:25.759								
14	2	2:06.129 <b>B</b>	34.844	37.787	53.498	270.0	37:31.888								
15	2	6:16.761	4:58.190	38.784	39.787	179.4	43:48.649								
16	2	1:52.571	34.924	38.665	38.982	272.0	45:41.220								
17	2	1:50.048	34.839	37.774	<b>37.435</b>	272.0	47:31.268								
18	2	1:56.157	35.513	37.911	42.733	272.7	49:27.425								
19	2	<b>1:49.850</b>	34.986	37.386	37.478	272.7	51:17.275								
20	2	2:01.070	<b>34.712</b>	41.210	45.148	273.4	53:18.345								
21	2	1:49.861	34.791	<b>37.355</b>	37.715	273.4	55:08.206								
22															



# Michelin Le Mans Cup

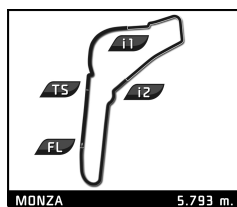
## Monza Round

### Free Practice 1

### Sector Analysis

■ Personal Best ■ Session Best B Crossing the finish line in pit lane

Lap	D	Time	Sector 1	Sector 2	Sector 3	T. Spd	Elapsed	Lap	D	Time	Sector 1	Sector 2	Sector 3	T. Spd	Elapsed
<b>9</b> Cool Racing Ligier JS P3 - Nissan LMP3 1. Gerald KRAUT 2. Scott ANDREW								1	2	2:49.294	1:22.422	43.573	43.299	160.0	2:49.294
2	2	2:02.156	37.403	45.013	39.740	222.2	4:51.450								
3	2	1:53.584	36.311	38.808	38.465	213.4	6:45.034								
4	2	1:54.857	35.370	41.018	38.469	250.0	8:39.891								
5	2	2:00.517	35.738	46.179	38.600	264.1	10:40.408								
6	2	1:51.625	35.099	38.498	38.028	263.4	12:32.033								
7	2	4:04.691 B	1:03.642	1:24.693	1:36.356	234.8	16:36.724								
8	2	6:59.125	5:37.073	43.635	38.417	170.1	23:35.849								
9	2	2:40.637	35.286	38.259	1:27.092	257.1	26:16.486								
10	2	3:10.126	1:29.582	1:01.550	38.994	76.5	29:26.612								
11	2	<b>1:50.745</b>	35.385	<b>37.897</b>	<b>37.463</b>	252.9	31:17.357								
12	2	1:54.731	<b>34.793</b>	40.216	39.722	266.7	33:12.088								
13	2	3:26.586	35.193	2:12.266	39.127	256.5	36:38.674								
14	2	3:54.813 B	53.614	1:21.433	1:39.766	270.7	40:33.487								
<b>21</b> DB Autosport Norma M30 - Nissan LMP3 1. Jacques WOLFF 2. Nicolas SCHATZ								1	2	2:52.763	1:30.529	41.465	40.769	139.0	2:52.763
2	2	1:53.962	36.447	38.951	38.564	227.8	4:46.725								
3	2	<b>1:51.068</b>	35.299	37.924	<b>37.845</b>	270.0	6:37.793								
4	2	1:52.425	35.746	<b>37.637</b>	39.042	255.9	8:30.218								
<b>22</b> United Autosports Ligier JS P3 - Nissan LMP3 1. James McGUIRE 2. Matthew BELL								1	1	2:51.371	1:29.546	41.148	40.677	143.2	2:51.371
2	1	1:52.962	36.992	38.164	37.806	187.5	4:44.333								
3	1	1:48.966	35.015	37.081	36.870	267.3	6:33.299								
4	1	1:48.647	35.084	36.937	36.626	268.7	8:21.946								
5	1	1:55.429 B	34.848	37.288	43.293	272.0	10:17.375								
6	2	7:43.913	6:29.331	37.649	36.933	80.3	18:01.288								
7	2	1:48.955	35.269	37.012	36.674	269.3	19:50.243								
8	2	1:48.738	35.181	36.945	36.612	269.3	21:38.981								
9	2	<b>1:48.471</b>	34.903	36.995	<b>36.573</b>	270.0	23:27.452								
10	2	2:04.586 B	<b>34.624</b>	<b>36.565</b>	53.397	272.0	25:32.038								
11	1	5:05.087	3:45.603	39.238	40.246	189.5	30:37.125								
12	1	1:52.725	35.567	38.358	38.800	266.0	32:29.850								
13	1	1:51.651	35.481	37.919	38.251	268.0	34:21.501								
14	1	1:51.858	35.339	38.360	38.159	268.0	36:13.359								
15	1	3:12.688 B	35.772	1:01.535	1:35.381	268.7	39:26.047								
16	1	4:10.690	2:51.702	39.641	39.347	164.6	43:36.737								
17	1	1:52.217	35.806	38.135	38.276	261.5	45:28.954								
18	1	1:51.302	35.172	37.665	38.465	268.0	47:20.256								
19	1	1:50.742	35.013	37.969	37.760	268.7	49:10.998								
20	1	1:50.573	35.486	37.561	37.526	268.0	51:01.571								
21	1	1:50.445	34.968	37.894	37.583	268.7	52:52.016								
22	1	1:50.008	35.081	37.438	37.489	268.7	54:42.024								
23	1	1:50.579	35.144	37.358	38.077	266.7	56:32.603								
24	1	1:49.906	34.955	37.443	37.508	268.7	58:22.509								
<b>23</b> United Autosports Ligier JS P3 - Nissan LMP3 1. Richard MEINS 2. Christian ENGLAND								1	1	2:26.578	1:01.677	42.802	42.099	170.3	2:26.578
2	1	1:56.949	37.493	39.912	39.544	218.2	4:23.527								
3	1	1:52.532	35.858	38.481	38.193	266.7	6:16.059								
4	1	1:51.854	35.460	38.192	38.202	267.3	8:07.913								
5	1	1:51.738	35.635	38.100	38.003	266.7	9:59.651								
<b>14</b> RLR MSport Ligier JS P3 - Nissan LMP3 1. John FARANO 2. Job VAN UITERT								1	1	3:39.415	2:14.330	42.163	42.922	144.0	3:39.415
2	1	1:53.909	36.820	38.788	38.301	238.9	5:33.324								
3	1	1:51.475	35.616	38.154	37.705	267.3	7:24.799								
4	1	1:51.488	35.550	38.218	37.720	266.0	9:16.287								
5	1	1:50.253	35.237	37.451	37.565	266.0	11:06.540								
6	1	2:19.040 B	35.651	41.129	1:02.260	267.3	13:25.580								
7	1	5:34.367	4:17.907	38.557	37.903	162.4	18:59.947								
8	1	1:50.491	35.606	37.555	37.330	266.7	20:50.438								
9	1	1:51.348	35.304	37.715	38.329	266.0	22:41.786								
10	1	1:49.918	35.217	37.414	37.287	267.3	24:31.704								
11	1	3:39.394 B	42.184	1:21.240	1:35.970	268.7	28:11.098								
12	2	4:10.235	2:54.633	38.130	37.472	196.7	32:21.333								
13	2	1:49.314	35.085	37.120	37.109	267.3	34:10.647								
14	2	1:48.529	34.970	<b>36.903</b>	<b>36.656</b>	266.7	35:59.176								
15	2	2:50.979 B	35.166	41.783	1:34.030	265.4	38:50.155								
16	1	6:55.325	5:28.991	43.780	42.554	177.0	45:45.480								
17	1	1:54.096	36.487	39.060	38.549	245.5	47:39.576								
18	1	1:50.038	35.192	37.467	37.379	268.7	49:29.614								
19	1	1:50.788	35.657	37.708	37.423	273.4	51:20.402								
20	1	1:49.150	34.911	37.027	37.212	269.3	53:09.552								
21	1	1:49.118	35.217	37.012	36.889	272.0	54:58.670								
22	1	<b>1:48.469</b>	<b>34.809</b>	36.904	36.756	270.0	56:47.139								
23	1	1:49.862	35.008	37.897	36.957	270.7	58:37.001								
24	1	2:02.156 B	35.031	37.267	49.858	269.3	1:00:39.157								
<b>20</b> DB Autosport Norma M30 - Nissan LMP3 1. Nicolas MAULINI 2. Jean-Ludovic FOUBERT								1	1	2:26.578	1:01.677	42.802	42.099	170.3	2:26.578
2	1	1:56.949	37.493	39.912	39.544	218.2	4:23.527								
3	1	1:52.532	35.858	38.481	38.193	266.7	6:16.059								
4	1	1:51.854	35.460	38.192	38.202	267.3	8:07.913								
5	1	1:51.738	35.635	38.100	38.003	266.7	9:59.651								



# Michelin Le Mans Cup

## Monza Round

### Free Practice 1

### Sector Analysis

■ Personal Best ■ Session Best B Crossing the finish line in pit lane

Lap	D	Time	Sector 1	Sector 2	Sector 3	T. Spd	Elapsed	Lap	D	Time	Sector 1	Sector 2	Sector 3	T. Spd	Elapsed
6	1	1:50.816	35.300	37.650	37.866	268.0	11:50.467	5	1	1:49.115	35.115	37.114	36.886	270.7	11:01.356
7	1	3:12.739	35.839	1:05.183	1:31.717	257.8	15:03.206	6	1	1:53.470	34.946	37.357	41.167	271.4	12:54.826
8	1	2:50.064	1:27.575	43.106	39.383	80.2	17:53.270	7	1	4:22.432B	1:28.723	1:23.777	1:29.932	78.7	17:17.258
9	1	1:52.146	35.861	37.971	38.314	261.5	19:45.416	8	1	4:13.152	2:57.253	38.408	37.491	158.1	21:30.410
10	1	1:51.142	35.636	37.696	37.810	265.4	21:36.558	9	1	1:50.159	35.096	37.708	37.355	268.0	23:20.569
11	1	1:50.644	35.354	37.682	37.608	266.7	23:27.202	10	1	2:03.973	35.128	37.372	51.473	270.0	25:24.542
12	1	2:19.143	35.814	38.059	1:05.270	257.1	25:46.345	11	1	3:43.338	1:29.293	1:24.251	49.794	78.6	29:07.880
13	1	3:29.719	1:27.519	1:21.216	40.984	80.1	29:16.064	12	1	1:51.166	36.505	37.423	37.238	230.3	30:59.046
14	1	1:57.960	37.019	39.860	41.081	255.9	31:14.024	13	1	1:49.099	35.220	37.072	36.807	268.7	32:48.145
15	1	1:53.188	36.851	38.162	38.175	250.0	33:07.212	14	1	1:49.144	35.441	36.897	36.806	272.0	34:37.289
16	1	1:59.200B	35.275	38.114	45.811	266.7	35:06.412	15	1	1:50.589	34.666	38.031	37.892	272.0	36:27.878
17	2	8:14.470	6:59.463	37.627	37.380	206.5	43:20.882	16	1	3:27.015B	34.960	1:16.458	1:35.597	270.0	39:54.893
18	2	1:49.715	35.510	37.241	36.964	265.4	45:10.597	17	2	4:36.626	3:18.610	38.575	39.441	198.5	44:31.519
19	2	1:48.450	35.084	36.598	36.768	267.3	46:59.047	18	2	1:49.985	35.394	37.813	36.778	270.7	46:21.504
20	2	1:48.255	34.937	36.678	36.640	268.7	48:47.302	19	2	1:47.280	34.404	36.351	36.525	270.7	48:08.784
21	2	1:48.471	35.094	36.656	36.721	268.7	50:35.773	20	2	1:46.700	34.437	36.124	36.139	271.4	49:55.484
22	2	1:48.044	34.881	36.470	36.693	268.0	52:23.817	21	2	1:46.426	34.329	36.042	36.055	271.4	51:41.910
23	2	1:47.640	34.775	36.404	36.461	270.0	54:11.457	22	2	1:46.796	34.267	36.014	36.515	271.4	53:28.706
24	2	1:47.732	34.640	36.490	36.602	269.3	55:59.189	23	2	1:46.187	34.310	35.921	35.956	272.0	55:14.893
25	2	1:51.984	34.539	36.656	40.789	270.7	57:51.173	24	2	2:02.875B	34.205	43.809	44.861	274.8	57:17.768
26	2	1:49.964	34.439	37.468	38.057	270.7	59:41.137								
27	2	1:58.488B	34.796	37.422	46.270	270.0	1:01:39.625								

<b>24</b>	<b>Cool Racing</b>	Ligier JS P3 - Nissan	
	1. Alexandre COIGNY 2. Antonin BORGA	LMP3	
1	1	2:56.191	2:56.191
2	1	1:50.788	4:46.979
3	1	1:51.079	6:38.058
4	1	1:49.182	8:27.240
5	1	1:49.769	10:17.009
6	1	1:48.611	12:05.620
7	1	3:25.178B	15:30.798
8	1	5:00.046	20:30.844
9	1	1:48.435	22:19.279
10	1	1:48.175	24:07.454
11	1	7:07.433	31:14.887
12	1	1:58.389	33:13.276
13	1	1:54.304	35:07.580
14	1	2:02.872	37:10.452
15	1	4:31.465B	41:41.917
16	1	2:17.932	43:59.849
17	1	1:55.499	45:55.348
18	1	1:53.644	47:48.992
19	1	1:53.157	49:42.149
20	1	1:52.903	51:35.052
21	1	1:53.602	53:28.654
22	1	1:53.407	55:22.061
23	1	1:53.391	57:15.452
24	1	2:03.868B	59:19.320

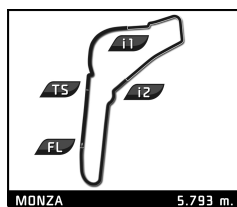
<b>30</b>	<b>CD Sport</b>	Norma M30 - Nissan					
	1. Eric DEBARD 2. Laurents HÖRR	LMP3					
1	2	3:21.530	1:51.614	47.439	42.477	170.3	3:21.530
2	2	1:54.391	36.530	38.972	38.889	247.1	5:15.921
3	2	1:51.773	35.346	38.192	38.235	267.3	7:07.694
4	2	1:51.063	35.165	37.846	38.052	269.3	8:58.757
5	2	1:49.972	35.052	37.324	37.596	270.7	10:48.729
6	2	1:59.631	35.300	37.527	46.804	272.7	12:48.360
7	2	4:19.692B	1:27.937	1:22.552	1:29.203	79.6	17:08.052
8	2	4:48.895	3:31.155	38.810	38.930	180.9	21:56.947
9	2	1:49.569	35.107	37.154	37.308	270.0	23:46.516
10	2	2:46.127B	34.760	37.283	1:34.084	272.0	26:32.643
11	2	6:49.731	5:32.691	38.782	38.258	148.8	33:22.374
12	2	1:50.349	34.841	37.407	38.101	272.0	35:12.723
13	2	2:00.471B	35.325	37.229	47.917	268.7	37:13.194
14	2	6:15.456	5:00.553	37.712	37.191	171.2	43:28.650
15	2	1:50.675	34.674	36.427	39.574	272.0	45:19.325
16	2	1:47.227	34.481	36.313	36.433	273.4	47:06.552
17	2	1:47.175	34.512	36.272	36.391	273.4	48:53.727
18	2	1:55.110B	34.716	36.879	43.515	274.1	50:48.837
19	2	3:16.694	2:03.327	36.522	36.845	212.2	54:05.531
20	2	1:46.645	34.492	35.914	36.239	274.1	55:52.176
21	2	1:47.584	34.413	37.026	36.145	274.1	57:39.760
22	2	1:47.233	34.264	36.815	36.154	274.1	59:26.993
23	2	1:54.759B	34.230	37.173	43.356	272.7	1:01:21.752

<b>32</b>	<b>United Autosports</b>	Ligier JS P3 - Nissan					
	1. Najaf HUSAIN 2. Colin BRAUN	LMP3					
1	2	2:30.078	1:02.256	44.219	43.603	159.8	2:30.078
2	2	1:57.194	38.365	40.002	38.827	217.7	4:27.272
3	2	1:52.458	36.204	38.178	38.076	236.3	6:19.730
4	2	1:53.441	36.889	38.809	37.743	190.8	8:13.171
5	2	1:49.010	35.090	37.016	36.904	268.0	10:02.181
6	2	1:48.457	34.849	36.736	36.872	268.7	11:50.638
7	2	3:03.006	34.745	56.283	1:31.978	272.0	14:53.644

<b>25</b>	<b>Lanan Racing</b>	Norma M30 - Nissan					
	1. Michael BENHAM 2. Duncan TAPPY	LMP3					
1	1	3:32.797	2:02.423	46.819	43.555	142.1	3:32.797
2	1	1:59.785	36.854	43.755	39.176	243.8	5:32.582
3	1	1:50.449	35.410	37.613	37.426	268.0	7:23.031
4	1	1:49.210	34.937	37.159	37.114	270.0	9:12.241



# Michelin Le Mans Cup

## Monza Round

### Free Practice 1

#### Sector Analysis

■ Personal Best ■ Session Best B Crossing the finish line in pit lane

Lap	D	Time	Sector 1	Sector 2	Sector 3	T. Spd	Elapsed	Lap	D	Time	Sector 1	Sector 2	Sector 3	T. Spd	Elapsed
8	2	2:51.740	1:26.824	44.124	40.792	80.1	17:45.384	6	2	1:56.698 B	35.205	37.700	43.793	264.7	12:28.151
9	2	1:48.993	35.328	36.842	36.823	268.0	19:34.377	7	2	7:08.990	5:53.746	37.897	37.347	209.3	19:37.141
10	2	<b>1:47.930</b>	34.779	36.580	36.571	271.4	21:22.307	8	2	1:49.468	35.357	37.224	<b>36.887</b>	266.0	21:26.609
11	2	1:48.055	34.769	36.851	<b>36.435</b>	270.7	23:10.362	9	2	1:49.367	34.815	37.595	36.957	270.7	23:15.976
12	2	1:54.314 B	<b>34.691</b>	<b>36.498</b>	43.125	270.7	25:04.676	10	2	1:57.234	35.216	37.286	44.732	270.0	25:13.210
13	1	5:42.688	4:25.548	39.066	38.074	192.9	30:47.364	11	2	3:51.351 B	1:25.853	1:21.191	1:04.307	80.4	29:04.561
14	1	1:50.814	35.265	37.841	37.708	269.3	32:38.178	12	1	4:44.167	3:24.189	39.885	40.093	183.4	33:48.728
15	1	1:52.759	35.336	39.588	37.835	270.0	34:30.937	13	1	1:52.243	35.415	38.938	37.890	266.7	35:40.971
16	1	1:51.271	35.262	38.078	37.931	268.7	36:22.208	14	1	2:37.129 B	35.149	37.689	1:24.291	269.3	38:18.100
17	1	3:28.290 B	35.038	1:15.184	1:38.068	269.3	39:50.498	15	1	5:32.337	4:12.989	39.423	39.925	173.4	43:50.437
18	1	3:40.311	2:23.898	38.354	38.059	161.7	43:30.809	16	1	1:52.417	36.812	37.823	37.782	255.9	45:42.854
19	1	1:51.088	35.443	37.725	37.920	266.0	45:21.897	17	1	1:55.669	35.092	42.262	38.315	272.7	47:38.523
20	1	1:50.373	35.327	37.744	37.302	267.3	47:12.270	18	1	1:49.980	34.942	37.318	37.720	272.0	49:28.503
21	1	1:49.974	34.919	37.390	37.665	269.3	49:02.244	19	1	1:49.440	35.031	37.398	37.011	274.1	51:17.943
22	1	1:49.868	35.008	37.613	37.247	270.0	50:52.112	20	1	1:50.531	34.605	38.554	37.372	274.1	53:08.474
23	1	1:49.811	34.936	37.686	37.189	269.3	52:41.923	21	1	<b>1:48.696</b>	<b>34.451</b>	37.167	37.078	274.1	54:57.170
24	1	1:49.977	35.127	37.451	37.399	267.3	54:31.900	22	1	1:48.743	34.669	<b>37.140</b>	36.934	272.0	56:45.913
25	1	1:50.193	35.029	37.814	37.350	268.0	56:22.093	23	1	1:50.241	34.663	38.507	37.071	273.4	58:36.154
26	1	1:50.059	35.082	37.709	37.268	269.3	58:12.152	24	1	2:04.127 B	34.833	38.874	50.420	264.1	1:00:40.281
27	1	1:49.841	34.911	37.471	37.459	268.7	1:00:01.993								

**39** **Graff** Norma M30 - Nissan LMP3  
 1. Eric TROUILLET  
 2. Adrien TROUILLET

1	2	2:46.094	1:17.463	46.600	42.031	151.3	2:46.094
2	2	1:54.271	36.588	38.748	38.935	248.8	4:40.365
3	2	1:51.168	35.680	37.655	37.833	267.3	6:31.533
4	2	1:49.601	35.237	37.145	37.219	270.0	8:21.134
5	2	1:50.221	35.345	37.133	37.743	268.0	10:11.355
6	2	7:34.212 B	34.969	5:30.571	1:28.672	271.4	17:45.567
7	2	3:25.452	2:06.950	39.336	39.166	185.6	21:11.019
8	2	1:51.106	35.380	37.639	38.087	264.7	23:02.125
9	2	1:50.278	35.060	37.444	37.774	269.3	24:52.403
10	2	3:50.735	1:08.302	1:22.160	1:20.273	79.5	28:43.138
11	2	1:52.938	36.045	37.983	38.910	248.8	30:36.076
12	2	1:50.403	35.146	37.229	38.028	268.0	32:26.479
13	2	1:49.452	34.804	37.059	37.589	269.3	34:15.931
14	2	1:51.583	35.437	37.984	38.162	272.7	36:07.514
15	2	2:49.352 B	<b>34.713</b>	42.895	1:31.744	271.4	38:56.866
16	1	4:53.441	3:33.442	41.499	38.500	162.4	43:50.307
17	1	1:51.833	35.571	38.559	37.703	264.7	45:42.140
18	1	1:51.394	35.518	38.770	37.106	260.2	47:33.534
19	1	1:51.525	35.041	37.328	39.156	272.7	49:25.059
20	1	1:49.558	35.212	37.198	37.148	270.0	51:14.617
21	1	1:51.557	35.825	38.245	37.487	221.3	53:06.174
22	1	1:48.753	34.953	37.225	36.575	270.7	54:54.927
23	1	1:48.795	35.009	37.133	36.653	271.4	56:43.722
24	1	<b>1:48.379</b>	34.894	<b>36.831</b>	<b>36.654</b>	272.7	58:32.101
25	1	1:48.657	34.940	37.174	<b>36.543</b>	269.3	1:00:20.758

**40** **Graff** Ligier JS P3 - Nissan LMP3  
 1. Adrien CHILA  
 2. Marc-Antoine DANNIELOI

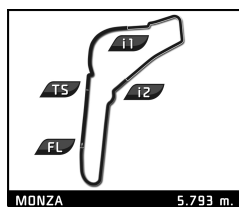
1	2	3:04.849	1:39.946	43.096	41.807	154.3	3:04.849
2	2	1:53.905	36.382	39.272	38.251	213.0	4:58.754
3	2	1:51.139	35.630	37.982	37.527	263.4	6:49.893
4	2	1:50.669	35.082	37.776	37.811	271.4	8:40.562
5	2	1:50.891	35.678	37.950	37.263	268.0	10:31.453

**44** **SPV Racing** Ligier JS P3 - Nissan LMP3  
 1. Andy CUMMINGS  
 2. Ricardo SANCHEZ

1	2	2:26.659	1:04.918	41.484	40.257	173.6	2:26.659
2	2	1:53.797	36.488	39.144	38.165	232.8	4:20.456
3	2	1:52.716	37.188	37.963	37.565	254.1	6:13.172
4	2	1:57.970 B	35.678	37.841	44.451	264.7	8:11.142
5	2	8:19.240	5:22.770	1:24.400	1:32.070	194.2	16:30.382
6	2	1:57.492	41.778	38.255	37.459	202.2	18:27.874
7	2	1:50.323	35.338	37.752	37.233	269.3	20:18.197
8	2	1:48.874	34.925	37.050	36.899	270.7	22:07.071
9	2	1:55.274 B	34.946	36.844	43.484	270.7	24:02.345
10	2	7:39.360	6:25.138	37.344	36.878	210.1	31:41.705
11	2	1:51.322	35.023	39.085	37.214	270.7	33:33.027
12	2	<b>1:48.833</b>	35.037	36.992	<b>36.804</b>	272.0	35:21.860
13	2	2:06.128 B	<b>34.785</b>	<b>36.831</b>	54.512	271.4	37:27.988
14	1	7:01.949	5:33.736	46.338	41.875	198.9	44:29.937
15	1	1:55.329	36.580	39.645	39.104	238.4	46:25.266
16	1	1:54.497	36.232	38.894	39.371	269.3	48:19.763
17	1	1:53.236	35.591	38.739	38.906	262.8	50:12.999
18	1	1:52.786	35.429	38.655	38.702	266.0	52:05.785
19	1	1:53.516	35.370	39.218	38.928	268.7	53:59.301
20	1	1:51.723	35.209	38.203	38.311	270.0	55:51.024
21	1	1:52.099	35.331	38.469	38.299	270.0	57:43.123
22	1	1:51.298	35.160	38.020	38.118	271.4	59:34.421
23	1	2:04.321 B	35.053	38.276	50.992	268.7	1:01:38.742

**50** **Kessel Racing** Ferrari 488 GT3 GT3  
 1. John HARTSHORNE  
 2. Oliver HANCOCK

1	2	2:41.661	1:15.521	43.964	42.176	130.1	2:41.661
2	2	1:55.073	36.956	39.257	38.860	224.5	4:36.734
3	2	1:51.730	35.335	38.269	38.126	270.0	6:28.464
4	2	1:51.335	35.260	38.013	38.062	269.3	8:19.799
5	2	2:01.939 B	38.051	38.091	45.797	232.8	10:21.738
6	2	6:51.614	4:19.502	1:22.857	1:09.255	79.8	17:13.352
7	2	1:52.131	35.964	38.225	<b>37.942</b>	260.9	19:05.483
8	2	<b>1:51.115</b>	35.150	<b>37.898</b>	38.067	271.4	20:56.598



# Michelin Le Mans Cup

## Monza Round

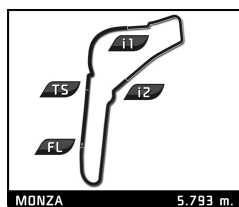
### Free Practice 1

### Sector Analysis

■ Personal Best 
 ■ Session Best 
 ■ Crossing the finish line in pit lane

Lap	D	Time	Sector 1	Sector 2	Sector 3	T. Spd	Elapsed	Lap	D	Time	Sector 1	Sector 2	Sector 3	T. Spd	Elapsed							
9	2	1:51.204	35.297	37.949	37.958	273.4	22:47.802	11	1	8:53.794	7:37.257	38.234	38.303	76.9	32:21.829							
10	2	1:58.462 <b>B</b>	35.096	38.332	45.034	272.0	24:46.264	12	1	1:50.967	35.289	37.435	38.243	266.7	34:12.796							
11	1	6:27.665	5:03.863	42.279	41.523	180.6	31:13.929	13	1	1:51.193	35.273	38.372	37.548	267.3	36:03.989							
12	1	2:00.392	36.781	41.191	42.420	258.4	33:14.321	14	1	3:30.227 <b>B</b>	47.827	1:06.990	1:35.410	268.7	39:34.216							
13	1	1:57.858	36.138	40.682	41.038	264.7	35:12.179	15	1	5:16.931 <b>B</b>	3:22.485	40.471	1:13.975	198.2	44:51.147							
14	1	2:12.231 <b>B</b>	35.840	39.714	56.677	266.7	37:24.410	16	2	8:51.426 <b>B</b>	7:17.031	39.911	54.484	173.9	53:42.573							
15	2	6:14.097	4:52.140	40.954	41.003	179.4	43:38.507	17	2	5:03.729	3:48.059	38.185	37.485	116.5	58:46.302							
16	2	1:54.498	35.865	39.099	39.534	265.4	45:33.005	18	2	1:58.583 <b>B</b>	35.154	37.047	46.382	264.7	1:00:44.885							
17	2	1:53.993	35.646	39.139	39.208	268.0	47:26.998	<div style="border: 1px solid black; padding: 5px;"> <b>71</b> <b>AF Corse</b> <span style="float: right;">Ferrari 488 GT3</span>                      1. Piergiuseppe PERAZZINI                      2. Marco CIOCI                      GT3                 </div>														
18	2	1:53.926	35.595	38.926	39.405	266.7	49:20.924															
19	2	1:53.371	35.644	38.658	39.069	268.0	51:14.295															
20	2	1:53.973	35.566	38.571	39.836	268.7	53:08.268															
21	2	1:59.204	36.548	42.231	40.425	228.8	55:07.472															
22	2	1:53.591	35.674	38.804	39.113	260.2	57:01.063															
23	2	1:53.766	35.365	39.114	39.287	265.4	58:54.829															
24	2	1:54.397	35.875	39.253	39.269	263.4	1:00:49.226															
<div style="border: 1px solid black; padding: 5px;"> <b>51</b> <b>Spirit OF Race</b> <span style="float: right;">Ferrari 488 GT3</span>                      1. Christoph ULRICH                      2. Maurizio MEDIANI                      GT3                 </div>															1 2 3:05.793 <b>B</b> 1:24.379 48.961 52.453 162.2 3:05.793 2 2 3:49.107 2:29.724 40.122 39.261 139.9 6:54.900 3 2 1:51.460 35.080 38.227 38.153 271.4 8:46.360 4 2 1:51.849 34.934 38.791 38.124 272.0 10:38.209 5 2 1:50.842 34.924 38.045 <b>37.873</b> 272.0 12:29.051 6 2 3:58.377 <b>B</b> 1:01.313 1:22.464 1:34.600 272.7 16:27.428 7 2 5:58.355 4:41.632 38.292 38.431 112.1 22:25.783 8 2 <b>1:50.513</b> <b>34.868</b> <b>37.751</b> 37.894 270.7 24:16.296 9 2 3:24.457 <b>B</b> 34.943 1:14.577 1:34.937 270.7 27:40.753 10 2 5:01.001 3:43.585 38.429 38.987 193.2 32:41.754 11 2 1:51.107 34.975 37.869 38.263 271.4 34:32.861 12 2 1:59.093 <b>B</b> 35.012 38.544 45.537 271.4 36:31.954 13 1 7:28.930 6:10.530 38.736 39.664 187.2 44:00.884 14 1 1:53.664 35.680 39.285 38.699 268.7 45:54.548 15 1 1:52.224 35.067 38.774 38.383 270.7 47:46.772 16 1 1:51.799 35.191 38.302 38.306 271.4 49:38.571 17 1 1:51.497 35.090 38.105 38.302 272.0 51:30.068 18 1 1:51.460 34.969 37.890 38.601 273.4 53:21.528 19 1 1:52.297 35.422 38.674 38.201 272.7 55:13.825 20 1 1:51.455 35.050 38.313 38.092 272.7 57:05.280 21 1 1:51.805 34.991 38.579 38.235 272.7 58:57.085 22 1 1:52.455 34.954 38.344 39.157 273.4 1:00:49.540							
<div style="border: 1px solid black; padding: 5px;"> <b>55</b> <b>Kessel Racing</b> <span style="float: right;">Ferrari 488 GT3</span>                      1. Claudio SCHIAVONI                      2. Andrea PICCINI                      GT3                 </div>															1 2 3:04.081 1:32.833 44.518 46.730 121.1 3:04.081 2 2 2:03.867 36.654 41.349 45.864 233.8 5:07.948 3 2 1:56.832 35.485 38.056 43.291 266.7 7:04.780 4 2 1:50.967 35.170 37.909 37.888 268.0 8:55.747 5 2 <b>1:50.553</b> 35.068 <b>37.676</b> <b>37.809</b> 267.3 10:46.300 6 2 2:10.300 <b>B</b> <b>35.050</b> 38.492 56.758 268.0 12:56.600 7 1 7:43.900 6:23.214 39.983 40.703 202.6 20:40.500 8 1 1:54.779 36.006 39.492 39.281 260.2 22:35.279 9 1 1:53.710 35.533 38.946 39.231 265.4 24:28.989 10 1 3:36.968 41.982 1:22.108 1:32.878 266.7 28:05.957 11 1 2:17.558 58.549 39.545 39.464 132.5 30:23.515 12 1 1:55.402 36.765 39.013 39.624 254.1 32:18.917 13 1 1:54.627 35.546 38.916 40.165 266.0 34:13.544 14 1 1:55.798 36.351 39.266 40.181 259.6 36:09.342 15 1 3:14.590 <b>B</b> 35.728 1:04.093 1:34.769 268.0 39:23.932 16 1 5:57.488 4:33.185 42.112 42.191 188.5 45:21.420 17 1 1:58.799 38.272 40.283 40.244 232.8 47:20.219 18 1 1:54.465 36.904 38.688 38.873 253.5 49:14.684 19 1 1:52.397 35.492 38.269 38.636 266.0 51:07.081 20 1 1:52.280 35.445 38.206 38.629 266.7 52:59.361							
<div style="border: 1px solid black; padding: 5px;"> <b>65</b> <b>Graff</b> <span style="float: right;">Ligier JS P3 - Nissan</span>                      1. Sergio PASIAN                      2. Damien DELAFOSSE                      LMP3                 </div>								1 2 2:25.743 1:03.429 41.610 40.704 149.0 2:25.743 2 2 1:52.568 36.188 38.576 37.804 250.0 4:18.311 3 2 1:50.855 35.547 37.912 37.396 266.0 6:09.166 4 2 1:49.823 35.179 37.462 37.182 266.0 7:58.989 5 2 <b>1:49.060</b> 35.172 <b>37.027</b> <b>36.861</b> 265.4 9:48.049 6 2 1:52.984 35.002 40.965 37.017 266.0 11:41.033 7 2 3:06.040 <b>B</b> <b>34.924</b> 57.078 1:34.038 268.0 14:47.073 8 1 4:41.986 3:22.697 39.491 39.798 177.6 19:29.059 9 1 1:52.912 36.136 38.628 38.148 255.3 21:21.971 10 1 2:06.064 <b>B</b> 40.363 38.232 47.469 265.4 23:28.035														





# Michelin Le Mans Cup

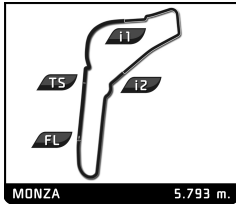
## Monza Round

### Free Practice 1

### Sector Analysis

■ Personal Best ■ Session Best B Crossing the finish line in pit lane

Lap	D	Time	Sector 1	Sector 2	Sector 3	T. Spd	Elapsed	Lap	D	Time	Sector 1	Sector 2	Sector 3	T. Spd	Elapsed
<b>79</b> Ecurie Ecosse / Nielsen Ligier JS P3 - Nissan 1. Colin NOBLE LMP3 2. Alasdair McCAIG															
1	2	3:18.357	B	1:31.467	49.933	56.957	156.7	3	18.357						
2	2	4:02.583		2:27.620	46.641	48.322	159.3	7	20.940						
3	2	2:15.050		44.951	45.086	45.013	158.6	9	35.990						
4	2	2:20.203	B	40.745	43.753	55.705	152.8	11	56.193						
5	2	6:17.918		4:50.195	44.696	43.027	79.2	18	14.111						
6	2	2:04.383		39.017	43.099	42.267	176.8	20	18.494						
7	2	2:02.946		41.432	40.494	41.020	190.1	22	21.440						
8	2	1:58.283		36.920	41.396	39.967	206.5	24	19.723						
9	2	3:33.300	B	36.447	1:21.897	1:34.956	217.7	27	53.023						
10	2	3:49.130	B	2:20.741	40.269	48.120	184.6	31	42.153						
11	2	4:56.837		3:36.087	40.854	39.896	183.7	36	38.990						
12	2	3:57.912	B	59.316	1:21.564	1:37.032	227.8	40	36.902						
13	2	3:12.449		1:52.972	40.217	39.260	175.3	43	49.351						
14	2	1:59.428		35.752	42.303	41.373	265.4	45	48.779						
15	2	1:52.901		35.990	38.413	38.498	245.5	47	41.680						
16	2	1:51.302		35.642	37.881	37.779	267.3	49	32.982						
17	2	1:50.326		35.334	37.316	37.676	267.3	51	23.308						
18	2	1:49.442		34.891	37.279	37.272	270.7	53	12.750						
19	2	1:49.775		34.890	37.557	37.328	272.0	55	02.525						
20	2	1:48.604		34.757	37.245	36.602	270.7	56	51.129						
21	2	1:48.271		34.901	36.753	36.617	272.0	58	39.400						
22	2	1:49.101		34.544	37.118	37.439	272.0	1:00	28.501						
<b>96</b> TKS Ginetta P3-15 - Nissan 1. Shinyo SANO LMP3 2. Teruaki KATO															
1	1	3:22.230		1:56.335	43.343	42.552	125.1	3	22.230						
2	1	1:57.389		37.225	40.328	39.836	224.1	5	19.619						
3	1	1:54.845		36.647	39.401	38.797	250.6	7	14.464						
4	1	1:52.560		35.773	38.573	38.214	262.8	9	07.024						
5	1	1:53.941		35.812	39.746	38.383	257.1	11	00.965						
6	1	2:55.688	B	36.422	55.099	1:24.167	214.3	13	56.653						
7	1	6:04.421		4:40.880	43.241	40.300	158.4	20	01.074						
8	1	2:06.121		36.553	49.540	40.028	246.6	22	07.195						
9	1	1:54.806		37.526	39.010	38.270	232.3	24	02.001						
10	1	3:13.554	B	36.691	1:02.400	1:34.463	216.0	27	15.555						
11	1	2:58.561	B	1:29.786	41.280	47.495	80.5	30	14.116						
12	2	4:35.169		3:11.032	45.166	38.971	175.0	34	49.285						
<b>98</b> Motorsport98 Ligier JS P3 - Nissan 1. Eric de DONCKER LMP3 2. Dino LUNARDI															
1	2	3:04.213		1:41.309	42.088	40.816	187.8	3	04.213						
2	2	1:51.651		35.567	37.929	38.155	263.4	4	55.864						
3	2	1:50.313		35.123	37.829	37.361	264.7	6	46.177						
4	2	1:51.847		35.300	39.366	37.181	259.6	8	38.024						
5	2	1:48.957		34.957	37.203	36.797	270.7	10	26.981						
6	2	1:54.898	B	34.778	36.906	43.214	271.4	12	21.879						
7	2	6:14.117		4:59.976	37.198	36.943	210.9	18	35.996						
8	2	1:48.823		34.776	36.814	37.233	271.4	20	24.819						
9	2	1:48.171		34.719	36.799	36.653	271.4	22	12.990						
10	2	1:49.119		34.763	37.466	36.890	272.0	24	02.109						
11	2	3:04.546	B	34.646	54.438	1:35.462	272.7	27	06.655						
12	2	5:17.130		4:02.665	37.569	36.896	210.9	32	23.785						
13	2	1:49.456		35.064	36.958	37.434	268.7	34	13.241						
14	2	1:49.200		35.165	37.474	36.561	270.0	36	02.441						
15	2	2:51.404	B	34.676	45.758	1:30.970	268.7	38	53.845						
16	1	6:44.558		5:24.922	40.328	39.308	188.5	45	38.403						
17	1	1:54.133		36.476	39.612	38.045	236.8	47	32.536						
18	1	1:50.865		35.107	38.070	37.688	270.7	49	23.401						
19	1	1:51.014		35.483	37.429	38.102	269.3	51	14.415						
20	1	1:56.787		35.684	42.874	38.229	246.0	53	11.202						
21	1	1:51.980		35.121	38.462	38.397	270.7	55	03.182						
22	1	1:49.975		35.184	37.217	37.574	269.3	56	53.157						
23	1	1:50.223		34.992	37.204	38.027	266.0	58	43.380						
24	1	1:50.399		35.079	37.507	37.813	270.7	1:00	33.779						
<b>99</b> N'Race Ligier JS P3 - Nissan 1. Alain COSTA LMP3 2. Thomas ACCARY															
1	2	2:55.956		1:33.557	42.326	40.073	140.6	2	55.956						
2	2	1:55.669		35.554	40.881	39.234	258.4	4	51.625						
3	2	1:53.994		37.340	38.375	38.279	272.0	6	45.619						
4	2	1:53.557		35.254	39.956	38.347	256.5	8	39.176						
5	2	1:49.608		35.040	37.281	37.287	266.7	10	28.784						
6	2	2:00.458	B	36.179	38.539	45.740	271.4	12	29.242						
7	2	5:59.335		4:43.046	38.447	37.842	209.3	18	28.577						
8	2	1:50.092		35.630	37.117	37.345	268.7	20	18.669						
9	2	1:49.418		34.778	37.246	37.394	270.0	22	08.087						
10	2	1:49.909		35.640	37.046	37.223	248.8	23	57.996						
11	2	2:57.607		34.948	50.987	1:31.672	267.3	26	55.603						



## Michelin Le Mans Cup

### Monza Round

### Free Practice 1

### Sector Analysis

■ Personal Best  
 ■ Session Best  
 B Crossing the finish line in pit lane

Lap	D	Time	Sector 1	Sector 2	Sector 3	T. Spd	Elapsed	Lap	D	Time	Sector 1	Sector 2	Sector 3	T. Spd	Elapsed
12	2	2:51.779	1:26.219	48.152	37.408	80.4	29:47.382								
13	2	1:49.261	35.020	37.094	37.147	266.7	31:36.643								
14	2	<span style="background-color: green;">1:48.981</span>	34.962	<span style="background-color: green;">36.964</span>	<span style="background-color: green;">37.055</span>	268.7	33:25.624								
15	2	1:56.005 <b>B</b>	<span style="background-color: green;">34.729</span>	38.330	42.946	271.4	35:21.629								
16	1	8:23.081	7:03.885	39.847	39.349	192.5	43:44.710								
17	1	1:54.061	35.617	40.082	38.362	265.4	45:38.771								
18	1	2:07.499	34.849	54.196	38.454	270.0	47:46.270								
19	1	1:51.184	35.137	37.828	38.219	269.3	49:37.454								
20	1	1:50.990	35.242	37.728	38.020	271.4	51:28.444								
21	1	1:50.629	35.013	37.747	37.869	269.3	53:19.073								
22	1	1:52.511	35.106	39.193	38.212	266.0	55:11.584								
23	1	1:51.652	34.954	38.610	38.088	272.0	57:03.236								
24	1	1:51.679	35.122	37.792	38.765	270.7	58:54.915								
25	1	1:51.753	35.306	38.503	37.944	268.0	1:00:46.668								