

Michelin Le Mans Cup

Monza Round

Free Practice 2

Sector Analysis

MONZA 5.793 m

Personal Best Session Best B Crossing the finish line in pit lane

Lap	D	Time	Sector 1	Sector 2	Sector 3	T. Spd	Elapsed	Lap	D	Time	Sector 1	Sector 2	Sector 3	T. Spd	Elapsed
18	2	1:50.719	34.850	37.886	37.983	273.4	40:57.080	14	1	3:52.587	2:31.165	42.620	38.802	131.9	28:05.651
19	2	2:07.386	35.006	44.100	48.280	271.4	43:04.466	15	1	1:50.946	35.251	38.055	37.640	268.0	29:56.597
20	2	1:57.246	34.954	40.083	42.209	271.4	45:01.712	16	1	1:50.494	35.146	37.768	37.580	268.7	31:47.091
21	2	1:59.635	35.100	37.997	46.538	272.0	47:01.347	17	1	1:51.676	35.512	37.652	38.512	269.3	33:38.767
22	2	1:59.259	36.631	40.971	41.657	246.0	49:00.606	18	1	1:50.678	35.259	37.659	37.760	268.0	35:29.445
23	2	1:52.554	35.150	38.275	39.129	271.4	50:53.160	19	1	1:50.832	35.214	37.673	37.945	269.3	37:20.277
24	2	1:50.843	34.889	37.963	37.991	272.0	52:44.003	20	1	1:50.545	35.227	37.634	37.684	269.3	39:10.822
25	2	2:01.709 B	34.904	38.438	48.367	271.4	54:45.712	21	1	1:50.350	35.058	37.713	37.579	270.7	41:01.172

9 Cool Racing
1. Gerald KRAUT
2. Scott ANDREW
Ligier JS P3 - Nissan LMP3

1	1	2:47.519	1:23.451	41.636	42.432	106.7	2:47.519
2	1	1:55.869	36.744	39.400	39.725	237.4	4:43.388
3	1	1:53.831	36.006	38.484	39.341	263.4	6:37.219
4	1	1:53.353	35.996	38.595	38.762	261.5	8:30.572
5	1	1:53.421	35.907	38.305	39.209	265.4	10:23.993
6	1	1:54.083	35.937	38.616	39.530	260.2	12:18.076
7	1	1:55.061	36.262	39.496	39.303	242.2	14:13.137
8	1	2:11.139 B	35.629	40.641	54.869	266.0	16:24.276
9	1	4:14.039	2:55.231	39.131	39.677	198.9	20:38.315
10	1	1:53.736	37.084	38.312	38.340	264.7	22:32.051
11	1	1:52.529	35.579	38.354	38.596	266.0	24:24.580
12	1	1:52.310	35.605	38.295	38.410	268.7	26:16.890
13	1	1:51.678	35.324	38.018	38.336	267.3	28:08.568
14	1	1:51.749	35.520	37.846	38.383	268.0	30:00.317
15	1	1:52.347	35.519	38.066	38.762	268.0	31:52.664
16	1	1:52.054	35.693	38.215	38.146	268.7	33:44.718
17	1	2:22.764 B	39.349	45.408	58.007	246.0	36:07.482
18	2	5:07.753	3:52.260	37.475	38.018	208.1	41:15.235
19	2	1:49.546	35.123	37.148	37.275	265.4	43:04.781
20	2	1:49.621	35.028	37.598	36.995	269.3	44:54.402
21	2	1:48.865	34.954	36.824	37.087	269.3	46:43.267
22	2	1:57.874	42.846	38.122	36.906	241.6	48:41.141
23	2	1:49.295	35.560	36.803	36.932	261.5	50:30.436
24	2	1:49.490	35.649	36.975	36.866	233.3	52:19.926
25	2	1:51.285	35.779	38.576	36.930	268.7	54:11.211
26	2	1:50.699	35.023	37.435	38.241	268.7	56:01.910
27	2	1:48.182	34.987	36.449	36.746	267.3	57:50.092
28	2	1:50.797	34.801	37.057	38.939	267.3	59:40.889
29	2	1:48.260	35.137	36.550	36.573	268.0	1:01:29.149

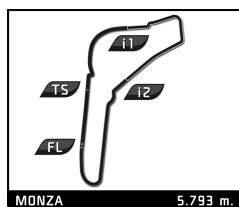
14 RLR MSport
1. John FARANO
2. Job VAN UITERT
Ligier JS P3 - Nissan LMP3

1	2	2:13.555	55.788	39.150	38.617	198.5	2:13.555
2	2	1:50.840	35.876	37.719	37.245	251.2	4:04.395
3	2	1:49.113	35.047	37.110	36.956	267.3	5:53.508
4	2	1:48.861	34.991	37.013	36.857	267.3	7:42.369
5	2	1:49.012	34.984	36.806	37.222	267.3	9:31.381
6	2	1:48.252	34.734	36.735	36.783	270.0	11:19.633
7	2	1:48.380	34.864	36.730	36.786	270.7	13:08.013
8	2	1:54.306	37.999	39.225	37.082	270.7	15:02.319
9	2	1:50.784	34.720	36.954	39.110	270.7	16:53.103
10	2	1:48.332	34.773	36.892	36.667	269.3	18:41.435
11	2	1:48.608	34.926	37.052	36.630	268.7	20:30.043
12	2	1:48.394	34.874	36.776	36.744	269.3	22:18.437
13	2	1:54.627 B	34.772	37.022	42.833	270.0	24:13.064

20 DB Autosport
1. Nicolas MAULINI
2. Jean-Ludovic FOUBERT
Norma M30 - Nissan LMP3

1	1	2:10.655	49.053	40.858	40.744	165.4	2:10.655
2	1	1:56.451	37.395	39.470	39.586	193.9	4:07.106
3	1	1:49.671	35.445	37.213	37.013	251.7	5:56.777
4	1	1:47.916	34.684	36.725	36.507	272.7	7:44.693
5	1	1:47.444	34.365	36.447	36.632	276.2	9:32.137
6	1	1:55.286 B	34.321	36.962	44.003	276.9	11:27.423
7	1	3:37.018	2:23.274	36.983	36.761	212.6	15:04.441
8	1	1:47.707	34.304	36.465	36.938	275.5	16:52.148
9	1	1:46.879	34.355	36.334	36.190	275.5	18:39.027
10	1	1:48.488	34.434	37.439	36.615	277.6	20:27.515
11	1	1:48.222	34.834	36.762	36.626	260.9	22:15.737
12	1	1:46.703	34.279	36.152	36.272	276.2	24:02.440
13	1	1:47.462	34.330	36.655	36.477	276.2	25:49.902
14	1	1:49.413	34.323	38.134	36.956	278.4	27:39.315
15	1	1:49.817	34.762	36.822	38.233	275.5	29:29.132
16	1	1:47.539	34.485	36.598	36.456	275.5	31:16.671
17	1	1:55.476 B	34.749	36.635	44.092	274.8	33:12.147
18	2	4:15.790	2:57.197	40.020	38.573	183.7	37:27.937
19	2	1:51.904	35.351	38.460	38.093	272.0	39:19.841
20	2	1:50.759	34.955	37.763	38.041	273.4	41:10.600
21	2	1:50.088	35.045	37.451	37.592	272.0	43:00.688
22	2	1:49.570	34.788	37.613	37.169	271.4	44:50.258
23	2	1:49.418	34.667	37.501	37.250	274.1	46:39.676
24	2	1:51.001	35.229	38.471	37.301	272.7	48:30.677
25	2	1:51.081	36.019	37.947	37.115	257.1	50:21.758
26	2	1:50.170	35.083	37.225	37.862	270.7	52:11.928
27	2	1:55.917	38.738	37.742	39.437	273.4	54:07.845
28	2	1:49.605	34.840	37.530	37.235	273.4	55:57.450
29	2	1:49.370	34.777	37.536	37.057	272.7	57:46.820
30	2	1:50.043	34.984	37.872	37.187	270.0	59:36.863
31	2	1:49.284	34.910	37.369	37.005	272.7	1:01:26.147

21 DB Autosport
1. Jacques WOLFF
2. Nicolas SCHATZ
Norma M30 - Nissan LMP3



Michelin Le Mans Cup

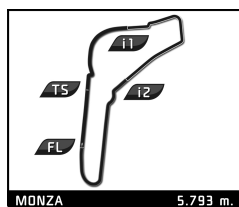
Monza Round

Free Practice 2

Sector Analysis

■ Personal Best
 ■ Session Best
 ■ Crossing the finish line in pit lane

Lap	D	Time	Sector 1	Sector 2	Sector 3	T. Spd	Elapsed	Lap	D	Time	Sector 1	Sector 2	Sector 3	T. Spd	Elapsed
1	1	2:23.701	57.947	43.738	42.016	191.5	2:23.701	25	2	1:48.260	34.826	36.808	36.626	270.7	57:00.383
2	1	2:00.176	37.835	40.829	41.512	219.5	4:23.877	26	2	1:47.879	34.626	36.789	36.464	271.4	58:48.262
3	1	1:58.015	36.849	40.270	40.896	231.3	6:21.892	27	2	1:47.649	34.533	36.785	36.331	271.4	1:00:35.911
4	1	2:04.103	37.060	46.879	40.164	245.5	8:25.995	<div style="border: 1px solid black; padding: 5px;"> 23 United Autosports Ligier JS P3 - Nissan 1. Richard MEINS LMP3 2. Christian ENGLAND </div>							
5	1	1:56.347	36.605	40.056	39.686	243.2	10:22.342								
6	1	1:55.582	36.184	39.689	39.709	252.3	12:17.924								
7	1	2:07.678 B	36.085	39.812	51.781	250.6	14:25.602								
8	1	3:49.689	2:30.633	39.673	39.383	204.9	18:15.291								
9	1	1:53.634	36.275	39.023	38.336	239.5	20:08.925								
10	1	1:52.271	35.889	38.278	38.104	253.5	22:01.196								
11	1	1:52.268	35.412	38.920	37.936	264.7	23:53.464								
12	1	1:52.184	35.567	38.499	38.118	268.0	25:45.648								
13	1	1:51.765	35.936	38.002	37.827	251.2	27:37.413								
14	1	1:51.743	35.445	37.762	38.536	247.7	29:29.156								
15	1	1:51.836	36.404	37.797	37.635	251.2	31:20.992								
16	1	1:50.713	35.477	37.707	37.529	267.3	33:11.705								
17	1	2:02.253 B	35.344	38.040	48.869	266.7	35:13.958								
18	2	3:41.062	2:26.439	37.096	37.527	213.9	38:55.020								
19	2	1:48.448	34.521	36.815	37.112	273.4	40:43.468								
20	2	1:49.380	35.644	37.035	36.701	237.9	42:32.848								
21	2	1:49.228	34.967	37.360	36.901	271.4	44:22.076								
22	2	1:47.037	34.425	36.262	36.350	271.4	46:09.113								
23	2	1:50.922	35.371	36.369	39.182	244.9	48:00.035								
24	2	1:48.303	34.787	36.634	36.882	272.7	49:48.338								
25	2	1:47.465	34.683	36.274	36.508	272.7	51:35.803								
26	2	1:47.781	34.610	36.447	36.724	272.7	53:23.584								
27	2	1:47.696	35.164	36.189	36.343	241.1	55:11.280								
28	2	1:47.801	34.462	36.689	36.650	272.0	56:59.081								
29	2	1:46.563	34.362	35.996	36.205	273.4	58:45.644								
30	2	1:47.927	34.758	36.872	36.297	273.4	1:00:33.571								
<div style="border: 1px solid black; padding: 5px;"> 22 United Autosports Ligier JS P3 - Nissan 1. James McGUIRE LMP3 2. Matthew BELL </div>								1	2	2:04.260	44.368	40.101	39.791	184.3	2:04.260
								2	2	1:51.365	36.351	37.418	37.596	203.0	3:55.625
								3	2	1:49.823	35.477	37.389	36.957	266.0	5:45.448
								4	2	1:48.588	34.904	36.909	36.775	268.0	7:34.036
								5	2	1:55.842 B	35.285	36.989	43.568	270.7	9:29.878
								6	1	4:27.353	3:06.951	40.732	39.670	207.3	13:57.231
								7	1	1:56.111	36.265	40.481	39.365	260.9	15:53.342
								8	1	1:53.671	35.896	39.123	38.652	266.7	17:47.013
								9	1	1:53.162	35.967	38.718	38.477	262.1	19:40.175
								10	1	1:53.012	35.649	38.651	38.712	266.7	21:33.187
								11	1	1:58.056	35.932	42.816	39.308	256.5	23:31.243
								12	1	1:51.945	35.242	38.539	38.164	270.0	25:23.188
								13	1	1:51.900	35.195	38.474	38.231	272.0	27:15.088
								14	1	1:52.987	35.664	38.749	38.574	271.4	29:08.075
								15	1	1:52.619	35.608	38.445	38.566	267.3	31:00.694
								16	1	1:59.501 B	35.534	38.392	45.575	270.0	33:00.195
								17	1	4:45.894	3:18.047	46.423	41.424	206.5	37:46.089
								18	1	1:54.758	36.162	38.940	39.656	253.5	39:40.847
								19	1	1:51.665	35.241	38.164	38.260	272.0	41:32.512
20	1	1:51.378	35.297	37.946	38.135	270.0	43:23.890								
21	1	1:51.364	35.605	37.819	37.940	271.4	45:15.254								
22	1	1:52.275	35.224	38.309	38.742	271.4	47:07.529								
23	1	2:06.057 B	39.112	38.565	48.380	180.0	49:13.586								
24	2	5:58.537	4:43.294	37.344	37.899	210.5	55:12.123								
<div style="border: 1px solid black; padding: 5px;"> 24 Cool Racing Ligier JS P3 - Nissan 1. Alexandre COIGNY LMP3 2. Antonin BORGA </div>								1	2	2:29.010	1:11.063	39.458	38.489	157.2	2:29.010
								2	2	1:53.133	35.574	38.407	39.152	262.1	4:22.143
								3	2	1:49.660	35.238	37.276	37.146	263.4	6:11.803
								4	2	1:49.047	35.051	36.925	37.071	268.7	8:00.850
								5	2	1:48.319	34.705	36.688	36.926	270.0	9:49.169
								6	2	1:54.645 B	35.121	37.163	42.361	270.7	11:43.814
								7	2	5:06.054	3:52.194	36.941	36.919	207.3	16:49.868
								8	2	1:48.175	34.922	36.635	36.618	268.7	18:38.043
								9	2	1:48.850	35.188	36.858	36.804	267.3	20:26.893
								10	2	1:54.623 B	34.897	36.718	43.008	268.7	22:21.516
								11	1	3:41.550	2:19.388	40.107	42.055	202.6	26:03.066
								12	1	1:54.848	35.760	39.310	39.778	266.0	27:57.914
								13	1	1:53.605	35.809	38.703	39.093	268.7	29:51.519
								14	1	1:53.882	35.749	39.023	39.110	267.3	31:45.401
								15	1	1:53.262	35.712	38.869	38.681	266.0	33:38.663
								16	1	1:54.035	36.114	38.429	39.492	247.7	35:32.698



Michelin Le Mans Cup

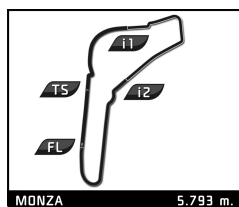
Monza Round

Free Practice 2

Sector Analysis

■ Personal Best
 ■ Session Best
 ■ Crossing the finish line in pit lane

Lap	D	Time	Sector 1	Sector 2	Sector 3	T. Spd	Elapsed	Lap	D	Time	Sector 1	Sector 2	Sector 3	T. Spd	Elapsed
17	1	1:52.419	35.240	38.693	38.486	267.3	37:25.117	12	2	1:48.017	34.704	36.690	36.623	271.4	24:20.909
18	1	1:59.849 B	35.561	38.289	45.999	268.7	39:24.966	13	2	1:56.177 B	34.386	36.611	45.180	271.4	26:17.086
19	1	3:49.166	2:31.568	39.001	38.597	207.7	43:14.132	14	1	7:45.184	6:16.838	44.458	43.888	168.0	34:02.270
20	1	1:59.262 B	36.105	38.535	44.622	262.8	45:13.394	15	1	1:53.640	35.664	39.043	38.933	268.0	35:55.910
21	1	3:42.430	2:11.782	46.295	44.353	163.6	48:55.824	16	1	1:51.101	35.002	37.348	38.751	273.4	37:47.011
22	1	2:02.153	39.722	41.367	41.064	212.6	50:57.977	17	1	1:52.871	36.838	37.722	38.311	234.3	39:39.882
23	1	1:54.851	36.042	38.846	39.963	259.0	52:52.828	18	1	1:49.257	34.713	37.229	37.315	274.1	41:29.139
24	1	1:58.778 B	35.462	38.261	45.055	267.3	54:51.606	19	1	1:49.769	35.013	37.225	37.531	273.4	43:18.908
25		Lanan Racing				Norma M30 - Nissan LMP3		32		United Autosports				Ligier JS P3 - Nissan LMP3	
		1. Michael BENHAM								1. Najaf HUSAIN					
		2. Duncan TAPPY								2. Colin BRAUN					
1	1	3:02.238	1:26.916	48.895	46.427	121.1	3:02.238	1	2	2:07.692	45.367	39.418	42.907	183.1	2:07.692
2	1	1:54.835	36.562	40.245	38.028	248.3	4:57.073	2	2	1:49.758	35.410	37.257	37.091	264.1	3:57.450
3	1	1:50.966	35.337	38.380	37.249	267.3	6:48.039	3	2	1:49.014	34.965	37.221	36.828	269.3	5:46.464
4	1	1:49.372	35.140	37.135	37.097	269.3	8:37.411	4	2	1:48.525	34.868	36.932	36.725	271.4	7:34.989
5	1	1:48.589	34.915	36.731	36.943	270.0	10:26.000	5	2	1:54.357	35.041	36.946	42.370	272.7	9:29.346
6	1	1:58.513	34.963	37.842	45.708	270.0	12:24.513	6	2	1:49.184	34.644	37.416	37.124	271.4	11:18.530
7	1	1:49.119	34.984	37.091	37.044	270.0	14:13.632	7	2	1:48.548	34.787	37.054	36.707	270.7	13:07.078
8	1	1:51.695	35.392	39.384	36.919	270.7	16:05.327	8	2	1:49.099	34.648	36.961	37.490	271.4	14:56.177
9	1	1:48.822	34.728	37.135	36.959	270.7	17:54.149	9	2	1:48.414	34.717	36.866	36.831	270.0	16:44.591
10	1	1:51.255	35.426	38.055	37.774	272.0	19:45.404	10	2	1:48.447	34.781	36.922	36.744	270.7	18:33.038
11	1	1:48.464	34.861	36.741	36.862	270.0	21:33.868	11	2	1:48.308	34.776	36.760	36.772	270.7	20:21.346
12	1	1:54.737	35.971	41.344	37.422	257.8	23:28.605	12	2	1:48.757	34.726	36.812	37.219	272.0	22:10.103
13	1	1:48.546	34.700	36.815	37.031	271.4	25:17.151	13	2	1:55.454 B	34.693	36.899	43.862	271.4	24:05.557
14	1	1:50.132	35.016	37.627	37.489	271.4	27:07.283	14	2	3:29.014	2:09.022	40.698	39.294	211.8	27:34.571
15	1	1:48.766	34.835	36.926	37.005	269.3	28:56.049	15	2	1:48.644	34.968	36.811	36.865	271.4	29:23.215
16	1	1:49.839	35.466	36.845	37.528	251.7	30:45.888	16	2	1:48.216	34.824	36.755	36.637	270.7	31:11.431
17	1	1:49.431	35.190	36.851	37.390	264.7	32:35.319	17	2	1:55.052 B	34.731	36.883	43.438	271.4	33:06.483
18	1	1:48.756	35.086	36.895	36.775	269.3	34:24.075	18	1	3:59.190	2:42.068	38.724	38.398	208.9	37:05.673
19	1	1:48.465	34.723	37.061	36.681	271.4	36:12.540	19	1	1:52.459	35.674	38.534	38.251	270.0	38:58.132
20	1	1:48.081	34.580	36.896	36.605	271.4	38:00.621	20	1	1:51.424	35.032	38.278	38.114	271.4	40:49.556
21	1	1:55.992 B	35.890	37.597	42.505	272.0	39:56.613	21	1	1:54.070	35.367	39.696	39.007	270.7	42:43.626
22	2	3:21.198	2:06.590	37.580	37.028	190.1	43:17.811	22	1	2:01.590 B	35.298	38.375	47.917	268.7	44:45.216
23	2	2:50.916	42.731	1:30.814	37.371	274.1	46:08.727	23	1	4:05.284	2:42.176	43.553	39.555	173.9	48:50.500
24	2	1:48.004	35.064	36.417	36.523	272.0	47:56.731	24	1	1:55.051	38.039	38.293	38.719	178.8	50:45.551
25	2	1:49.633	36.476	36.798	36.359	255.3	49:46.364	25	1	1:50.996	35.334	38.108	37.554	270.0	52:36.547
26	2	1:51.874	35.004	36.612	40.258	273.4	51:38.238	26	1	1:51.618	35.029	38.049	38.540	271.4	54:28.165
27	2	1:47.677	34.900	36.474	36.303	274.8	53:25.915	27	1	1:50.306	35.216	37.690	37.400	270.7	56:18.471
28	2	1:47.479	34.379	36.713	36.387	272.7	55:13.394	28	1	1:50.499	35.254	37.840	37.405	268.7	58:08.970
29	2	1:47.541	34.229	36.709	36.603	274.8	57:00.935	29	1	1:50.013	35.008	37.618	37.387	270.0	59:58.983
30	2	1:49.972	34.356	38.921	36.695	272.7	58:50.907	30	1	1:51.223	34.855	38.624	37.744	270.7	1:01:50.206
31	2	1:46.915	34.206	36.084	36.625	274.1	1:00:37.822	39		Graff				Norma M30 - Nissan LMP3	
		1. Eric DEBARD								1. Eric TROUILLET					
		2. Laurents HÖRR								2. Adrien TROUILLET					
1	2	2:26.471	1:04.636	41.366	40.469	163.4	2:26.471	1	2	3:51.307 B	1:54.704	57.037	59.566	110.9	3:51.307
2	2	1:56.015	36.899	39.259	39.857	213.4	4:22.486	2	2	35:59.674	...	43.223	40.020	120.5	39:50.981
3	2	1:50.161	35.486	37.168	37.507	246.6	6:12.647	3	2	1:52.547	36.080	38.100	38.367	229.3	41:43.528
4	2	1:49.021	34.744	37.123	37.154	274.1	8:01.668	4	2	1:50.833	35.315	37.497	38.021	266.0	43:34.361
5	2	2:05.146 B	35.534	41.258	48.354	272.0	10:06.814								
6	2	3:24.354	2:10.026	37.045	37.283	184.3	13:31.168								
7	2	1:49.555	34.611	37.280	37.664	269.3	15:20.723								
8	2	1:50.350	36.607	37.124	36.619	272.7	17:11.073								
9	2	1:47.107	34.567	36.294	36.246	270.0	18:58.180								
10	2	1:47.551	34.311	36.279	36.961	272.0	20:45.731								
11	2	1:47.161	34.275	36.333	36.553	271.4	22:32.892								



Michelin Le Mans Cup

Monza Round

Free Practice 2

Sector Analysis

■ Personal Best ■ Session Best B Crossing the finish line in pit lane

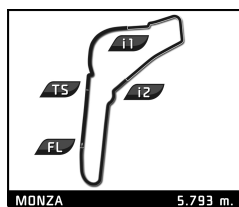
Lap	D	Time	Sector 1	Sector 2	Sector 3	T. Spd	Elapsed	Lap	D	Time	Sector 1	Sector 2	Sector 3	T. Spd	Elapsed
5	2	1:50.387	35.000	37.440	37.947	268.7	45:24.748	14	1	2:06.490 B	35.943	38.574	51.973	255.3	35:12.421
6	2	1:50.487	35.210	37.402	37.875	268.7	47:15.235	15	1	7:33.608	6:12.284	41.146	40.178	147.3	42:46.029
7	2	1:51.578	35.654	37.617	38.307	243.8	49:06.813	16	1	1:52.986	35.854	38.506	38.626	261.5	44:39.015
8	2	1:53.837	36.912	38.776	38.149	208.5	51:00.650	17	1	1:56.276	35.523	42.217	38.536	264.7	46:35.291
9	2	1:51.216	34.985	37.536	38.695	270.7	52:51.866	18	1	2:03.791 B	35.682	38.398	49.711	269.3	48:39.082
10	2	1:50.450	35.086	37.365	37.999	270.7	54:42.316	19	2	4:17.305	3:02.173	37.536	37.596	208.5	52:56.387
11	2	1:50.489	34.867	37.761	37.861	270.7	56:32.805	20	2	1:49.092	34.815	36.733	37.544	271.4	54:45.479
12	2	1:49.289	34.971	36.997	37.321	268.7	58:22.094	21	2	1:48.268	34.858	36.660	36.750	272.0	56:33.747
13	2	1:50.029	35.434	37.297	37.298	268.0	1:00:12.123	22	2	1:48.551	34.980	36.724	36.847	270.7	58:22.298
								23	2	1:48.139	34.900	36.506	36.733	274.1	1:00:10.437

40		Graf		Ligier JS P3 - Nissan			
		1. Adrien CHILA		LMP3			
		2. Marc-Antoine DANNIELOI					
1	2	2:49.098	1:26.654	42.521	39.923	141.4	2:49.098
2	2	1:53.542	36.162	38.742	38.638	237.4	4:42.640
3	2	1:51.060	35.536	38.077	37.447	268.0	6:33.700
4	2	1:50.869	35.125	37.288	38.456	270.0	8:24.569
5	2	1:49.883	34.896	37.745	37.242	270.0	10:14.452
6	2	1:49.246	34.703	37.451	37.092	271.4	12:03.698
7	2	1:57.267 B	35.222	38.649	43.396	271.4	14:00.965
8	2	4:49.509	3:34.758	37.503	37.248	211.8	18:50.474
9	2	1:49.156	35.068	37.248	36.840	269.3	20:39.630
10	2	1:49.861	34.999	38.157	36.705	269.3	22:29.491
11	2	1:49.332	34.970	37.345	37.017	270.7	24:18.823
12	2	1:48.948	34.893	37.278	36.777	272.0	26:07.771
13	2	1:49.162	34.702	37.042	37.418	272.0	27:56.933
14	2	1:54.916 B	35.221	36.893	42.802	271.4	29:51.849
15	1	5:03.279	3:44.240	40.502	38.537	211.4	34:55.128
16	1	1:50.885	35.070	38.091	37.724	271.4	36:46.013
17	1	1:51.116	35.246	37.985	37.885	270.0	38:37.129
18	1	1:50.167	35.031	37.868	37.268	272.7	40:27.296
19	1	1:50.890	35.043	37.950	37.897	262.8	42:18.186
20	1	1:56.820 B	35.160	37.883	43.777	264.1	44:15.006
21	1	4:12.013	2:44.230	44.712	43.071	156.7	48:27.019
22	1	1:58.408	37.434	41.074	39.900	206.1	50:25.427
23	1	1:52.210	36.098	38.223	37.889	258.4	52:17.637
24	1	1:50.872	35.193	37.608	38.071	270.7	54:08.509
25	1	1:50.990	35.323	38.138	37.529	274.1	55:59.499
26	1	1:50.041	35.037	37.713	37.291	273.4	57:49.540
27	1	1:48.939	34.837	37.186	36.916	271.4	59:38.479
28	1	1:49.084	34.610	37.362	37.112	274.1	1:01:27.563

44		SPV Racing		Ligier JS P3 - Nissan			
		1. Andy CUMMINGS		LMP3			
		2. Ricardo SANCHEZ					
1	2	2:30.697	1:13.463	39.090	38.144	175.6	2:30.697
2	2	1:52.881	35.578	38.281	39.022	256.5	4:23.578
3	2	1:53.438	35.532	40.412	37.494	268.7	6:17.016
4	2	1:49.584	35.134	37.303	37.147	268.7	8:06.600
5	2	1:49.557	35.020	37.341	37.196	265.4	9:56.157
6	2	1:48.582	35.008	36.864	36.710	268.7	11:44.739
7	2	1:55.089 B	34.802	36.636	43.651	272.0	13:39.828
8	1	9:53.727	8:28.443	42.555	42.729	172.8	23:33.555
9	1	1:55.022	36.168	39.576	39.278	242.7	25:28.577
10	1	1:53.259	35.690	38.529	39.040	268.7	27:21.836
11	1	1:52.956	35.677	38.376	38.903	269.3	29:14.792
12	1	1:52.907	35.411	38.574	38.922	270.0	31:07.699
13	1	1:58.232	36.079	42.394	39.759	268.7	33:05.931

50		Kessel Racing		Ferrari 488 GT3			
		1. John HARTSHORNE		GT3			
		2. Oliver HANCOCK					
1	1	3:21.134	1:39.364	51.079	50.691	175.0	3:21.134
2	1	2:10.400	39.712	45.802	44.886	215.1	5:31.534
3	1	2:01.468	38.159	41.693	41.616	236.3	7:33.002
4	1	1:59.470	37.621	40.431	41.418	257.1	9:32.472
5	1	1:57.472	36.645	40.346	40.481	260.2	11:29.944
6	1	1:54.853	35.883	39.185	39.785	267.3	13:24.797
7	1	1:55.943	36.108	39.297	40.538	266.0	15:20.740
8	1	1:55.146	35.817	39.516	39.813	258.4	17:15.886
9	1	1:54.703	35.743	39.323	39.637	257.8	19:10.589
10	1	2:02.566 B	35.425	38.971	48.170	268.0	21:13.155
11	2	4:35.499	3:18.162	38.716	38.621	207.7	25:48.654
12	2	1:56.210	35.210	38.948	42.052	270.7	27:44.864
13	2	1:55.220	35.518	40.578	39.124	271.4	29:40.084
14	2	1:51.967	35.529	37.962	38.476	272.0	31:32.051
15	2	1:51.865	35.175	38.095	38.595	271.4	33:23.916
16	2	1:51.675	35.451	38.029	38.195	270.7	35:15.591
17	2	1:51.144	35.156	37.853	38.135	271.4	37:06.735
18	2	1:58.598 B	35.402	38.724	44.472	271.4	39:05.333
19	1	5:20.118	3:59.336	40.834	39.948	193.5	44:25.451
20	1	1:54.918	35.664	39.449	39.805	267.3	46:20.369
21	1	2:00.363	39.763	40.774	39.826	247.7	48:20.732
22	1	1:55.209	36.470	39.202	39.537	260.9	50:15.941
23	1	1:56.595	36.825	40.620	39.150	230.3	52:12.536
24	1	1:55.093	35.718	39.029	40.346	265.4	54:07.629
25	1	1:55.929	36.054	40.114	39.761	266.0	56:03.558
26	1	1:54.033	35.470	38.885	39.678	269.3	57:57.591
27	1	1:55.972	35.508	39.589	40.875	266.7	59:53.563
28	1	2:11.698 B	37.330	42.073	52.295	238.9	1:02:05.261

51		Spirit OF Race		Ferrari 488 GT3			
		1. Christoph ULRICH		GT3			
		2. Maurizio MEDIANI					
1	2	3:26.291	1:56.003	45.523	44.765	157.7	3:26.291
2	2	2:02.763	38.087	41.545	43.131	197.4	5:29.054
3	2	1:55.432	35.934	39.293	40.205	241.1	7:24.486
4	2	1:53.762	36.515	38.670	38.577	218.2	9:18.248
5	2	1:51.558	35.139	38.006	38.413	272.7	11:09.806
6	2	1:51.399	34.966	37.976	38.457	272.7	13:01.205
7	2	1:58.277 B	35.034	38.017	45.226	271.4	14:59.482
8	2	5:19.984	4:03.053	38.364	38.567	207.3	20:19.466
9	2	1:59.066 B	35.117	37.847	46.102	270.7	22:18.532
10	2	4:22.682	2:58.808	41.398	42.476	142.7	26:41.214
11	2	1:51.133	34.906	38.041	38.186	272.0	28:32.347
12	2	1:50.737	34.842	37.737	38.158	272.0	30:23.084



Michelin Le Mans Cup

Monza Round

Free Practice 2

Sector Analysis

■ Personal Best ■ Session Best B Crossing the finish line in pit lane

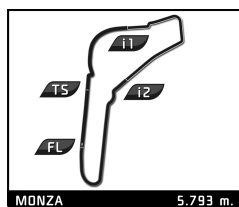
Lap	D	Time	Sector 1	Sector 2	Sector 3	T. Spd	Elapsed	Lap	D	Time	Sector 1	Sector 2	Sector 3	T. Spd	Elapsed
13	2	1:54.422	34.872	37.870	41.680	272.7	32:17.506	8	1	4:58.254 B	3:22.799	45.308	50.147	183.7	20:02.446
14	2	1:50.835	34.933	37.683	38.219	271.4	34:08.341	9	1	3:54.086	2:34.035	40.609	39.442	204.5	23:56.532
15	2	2:00.593 B	34.827	37.925	47.841	272.7	36:08.934	10	1	2:17.977 B	36.905	46.361	54.711	264.1	26:14.509
16	1	5:09.109	3:47.015	40.362	41.732	183.4	41:18.043	11	1	4:21.469 B	2:47.710	45.982	47.777	198.2	30:35.978
17	1	1:54.286	35.588	39.205	39.493	270.7	43:12.329	12	2	12:18.122	...	39.686	40.187	179.7	42:54.100
18	1	2:00.994	38.437	42.174	40.383	242.7	45:13.323	13	2	1:58.519	35.080	44.682	38.757	271.4	44:52.619
19	1	1:54.082	35.663	38.906	39.513	270.7	47:07.405	14	2	1:50.197	34.960	37.767	37.470	272.7	46:42.816
20	1	1:59.139	38.333	39.322	41.484	198.5	49:06.544	15	2	2:02.425	42.594	39.361	40.470	243.8	48:45.241
21	1	1:57.935	36.964	41.304	39.667	227.4	51:04.479	16	2	1:57.182 B	35.051	37.643	44.488	273.4	50:42.423
22	1	1:53.852	35.337	38.944	39.571	272.0	52:58.331	17	1	3:04.397	1:46.451	39.351	38.595	210.5	53:46.820
23	1	1:53.345	35.518	38.795	39.032	272.7	54:51.676	18	1	1:51.458	34.951	38.176	38.331	272.0	55:38.278
24	1	1:52.617	35.304	38.793	38.520	272.0	56:44.293	19	1	1:50.893	34.965	37.798	38.130	272.7	57:29.171
25	1	1:52.813	35.330	38.734	38.749	272.0	58:37.106	20	1	1:51.194	34.903	37.846	38.445	273.4	59:20.365
26	1	2:02.344 B	35.504	38.838	48.002	269.3	1:00:39.450	21	1	1:50.596	34.807	37.824	37.965	272.7	1:01:10.961

65		Graf		Ligier JS P3 - Nissan LMP3			
		1.Sergio PASIAN					
		2.Damien DELAFOSSÉ					
1	2	2:01.593	44.038	39.045	38.510	193.9	2:01.593
2	2	1:50.057	35.376	37.526	37.155	263.4	3:51.650
3	2	1:49.160	34.946	37.124	37.090	267.3	5:40.810
4	2	1:49.759	35.181	37.240	37.338	268.0	7:30.569
5	2	1:52.012	37.863	37.055	37.094	269.3	9:22.581
6	2	1:49.848	34.725	38.158	36.965	270.7	11:12.429
7	2	1:55.317 B	34.512	37.034	43.771	272.7	13:07.746
8	1	4:45.522	3:29.785	37.964	37.773	202.6	17:53.268
9	1	1:52.482	35.534	38.286	38.662	262.1	19:45.750
10	1	1:52.993	36.642	38.571	37.780	244.3	21:38.743
11	1	1:51.597	35.227	37.729	38.641	266.7	23:30.340
12	1	1:50.553	35.328	37.686	37.539	269.3	25:20.893
13	1	1:50.639	35.269	37.580	37.790	270.0	27:11.532
14	1	1:50.810	35.236	37.852	37.722	270.0	29:02.342
15	1	1:50.636	35.259	37.565	37.812	270.0	30:52.978
16	1	1:51.514	35.243	38.712	37.559	268.0	32:44.492
17	1	1:50.700	35.301	37.677	37.722	268.0	34:35.192
18	1	1:50.408	35.361	37.505	37.542	270.7	36:25.600
19	1	1:52.597	34.934	39.956	37.707	270.0	38:18.197
20	1	1:54.775	39.570	37.753	37.452	271.4	40:12.972
21	1	1:50.169	35.248	37.442	37.479	270.7	42:03.141
22	1	1:49.635	34.939	37.321	37.375	270.7	43:52.776
23	1	1:50.869	35.045	38.076	37.748	270.0	45:43.645
24	1	1:50.678	35.667	37.495	37.516	266.0	47:34.323
25	1	1:59.738 B	37.108	38.006	44.624	201.1	49:34.061
26	2	5:04.304 B	3:25.292	47.104	51.908	97.9	54:38.365
27	2	3:32.248	2:17.584	37.743	36.921	208.9	58:10.613
28	2	1:48.707	35.005	36.837	36.865	269.3	59:59.320
29	2	1:57.267 B	35.071	38.167	44.029	247.7	1:01:56.587

71		AF Corse		Ferrari 488 GT3 GT3			
		1.Piergiuseppe PERAZZINI					
		2.Marco CIOCI					
1	1	2:53.246	1:13.542	50.380	49.324	161.7	2:53.246
2	1	2:21.093	44.137	47.649	49.307	191.8	5:14.339
3	1	2:04.683	42.424	41.367	40.892	182.1	7:19.022
4	1	1:54.113	35.851	39.159	39.103	264.7	9:13.135
5	1	1:52.057	35.469	38.335	38.253	270.0	11:05.192
6	1	1:51.706	34.906	38.347	38.453	272.7	12:56.898
7	1	2:07.294 B	40.784	39.609	46.901	273.4	15:04.192

77		Kessel Racing		Ferrari 488 GT3 GT3			
		1.Claudio SCHIAVONI					
		2.Andrea PICCINI					
1	1	3:12.136	1:45.218	44.386	42.532	150.2	3:12.136
2	1	1:59.166	37.624	41.026	40.516	242.2	5:11.302
3	1	1:55.394	35.863	39.427	40.104	267.3	7:06.696
4	1	1:54.791	35.505	39.451	39.835	267.3	9:01.487
5	1	1:53.987	35.416	39.130	39.441	266.7	10:55.474
6	1	1:54.901	35.999	39.249	39.653	266.7	12:50.375
7	1	1:53.431	35.422	38.882	39.127	266.7	14:43.806
8	1	1:53.685	35.277	38.964	39.444	268.0	16:37.491
9	1	2:01.998 B	35.902	39.194	46.902	267.3	18:39.489
10	2	4:46.030	3:29.093	38.381	38.556	208.5	23:25.519
11	2	1:50.905	35.070	37.878	37.957	267.3	25:16.424
12	2	1:50.652	34.906	37.768	37.978	269.3	27:07.076
13	2	1:52.713	35.437	37.909	39.367	270.0	28:59.789
14	2	2:00.043 B	34.900	38.576	46.567	271.4	30:59.832
15	2	3:48.234	2:32.379	37.862	37.993	209.3	34:48.066
16	2	1:50.987	34.899	37.676	38.412	268.7	36:39.053
17	2	1:50.543	35.037	37.692	37.814	269.3	38:29.596
18	2	1:55.244	37.716	37.817	39.711	270.7	40:24.840
19	2	1:50.859	34.916	37.993	37.950	270.7	42:15.699
20	2	1:50.527	34.977	37.662	37.888	269.3	44:06.226
21	2	1:50.119	34.888	37.559	37.672	269.3	45:56.345
22	2	2:00.113 B	36.462	38.608	45.043	214.7	47:56.458
23	2	5:53.566	4:35.999	38.508	39.059	209.7	53:50.024
24	2	1:50.858	34.987	37.852	38.019	269.3	55:40.882
25	2	1:54.639	34.932	37.682	42.025	270.7	57:35.521
26	2	1:50.209	34.926	37.610	37.673	270.0	59:25.730
27	2	1:50.056	34.804	37.489	37.763	270.0	1:01:15.786

79		Ecurie Ecosse / Nielsen		Ligier JS P3 - Nissan LMP3			
		1.Colin NOBLE					
		2.Alasdair McCAIG					
1	1	2:21.980	1:03.520	38.951	39.509	155.6	2:21.980
2	1	1:50.474	35.623	37.454	37.397	261.5	4:12.454
3	1	1:48.801	34.932	36.973	36.896	270.0	6:01.255
4	1	1:48.690	34.909	36.882	36.899	271.4	7:49.945
5	1	1:48.034	34.738	36.532	36.764	270.7	9:37.979
6	1	1:48.011	34.586	36.709	36.716	272.7	11:25.990
7	1	1:47.708	34.835	36.407	36.466	272.7	13:13.698
8	1	1:47.651	34.467	36.638	36.546	271.4	15:01.349
9	1	1:56.383 B	34.882	37.250	44.251	272.0	16:57.732



Michelin Le Mans Cup

Monza Round

Free Practice 2

Sector Analysis

MONZA 5.793 m

Personal Best Session Best B Crossing the finish line in pit lane

Lap	D	Time	Sector 1	Sector 2	Sector 3	T. Spd	Elapsed	Lap	D	Time	Sector 1	Sector 2	Sector 3	T. Spd	Elapsed
10	2	3:59.893	2:39.784	41.805	38.304	174.2	20:57.625	14	2	1:48.397	34.730	36.945	36.722	269.3	33:40.494
11	2	1:50.491	35.294	37.734	37.463	266.0	22:48.116	15	2	1:57.227 B	34.743	38.049	44.435	272.7	35:37.721
12	2	1:49.542	35.014	37.650	36.878	270.7	24:37.658	16	1	4:14.452	2:52.850	41.726	39.876	192.9	39:52.173
13	2	1:49.303	34.840	37.415	37.048	272.7	26:26.961	17	1	1:54.212	36.064	39.048	39.100	259.0	41:46.385
14	2	1:49.703	34.929	37.580	37.194	271.4	28:16.664	18	1	2:01.041 B	35.839	38.727	46.475	266.0	43:47.426
15	2	1:49.686	35.308	37.284	37.094	264.1	30:06.350	19	1	4:06.879	2:44.737	42.178	39.964	174.2	47:54.305
16	2	1:49.286	34.985	37.302	36.999	270.7	31:55.636	20	1	1:57.067	37.967	40.029	39.071	215.6	49:51.372
17	2	1:53.085	35.901	38.258	38.926	268.7	33:48.721	21	1	1:51.288	35.600	37.650	38.038	269.3	51:42.660
18	2	1:54.454	37.829	39.071	37.554	272.7	35:43.175	22	1	1:51.679	35.043	38.552	38.084	270.0	53:34.339
19	2	1:51.959	35.097	38.914	37.948	270.0	37:35.134	23	1	1:50.068	35.128	37.439	37.501	270.7	55:24.407
20	2	1:49.703	34.973	37.591	37.139	272.0	39:24.837	24	1	1:49.932	35.266	37.272	37.394	270.0	57:14.339
21	2	1:57.808 B	35.539	37.837	44.432	232.3	41:22.645	25	1	1:49.704	35.042	37.257	37.405	269.3	59:04.043
22	2	3:42.776	2:27.183	37.816	37.777	196.0	45:05.421	26	1	1:58.892 B	35.194	38.362	45.336	270.0	1:01:02.935
23	2	1:49.686	35.253	37.459	36.974	273.4	46:55.107								
24	2	1:52.523	35.613	39.109	37.801	262.8	48:47.630								
25	2	2:05.204 B	36.260	39.769	49.175	216.0	50:52.834								

88		Ebimotors		Porsche 911 GT3 R			
		1.Paolo VENEROSI		GT3			
		2.Alessandro BACCANI					
1	2	2:27.912	1:06.195	40.628	41.089	184.6	2:27.912
2	2	1:58.769	36.329	43.372	39.068	252.3	4:26.681
3	2	1:53.955	35.533	38.924	39.498	273.4	6:20.636
4	2	1:52.108	35.165	38.354	38.589	273.4	8:12.744
5	2	1:51.751	35.033	38.129	38.589	274.8	10:04.495
6	2	2:06.913 B	41.312	38.809	46.792	274.8	12:11.408
7	2	4:02.872	2:32.909	48.065	41.898	198.2	16:14.280
8	2	1:51.806	35.311	38.240	38.255	272.7	18:06.086
9	2	1:51.457	35.268	38.053	38.136	273.4	19:57.543
10	2	1:51.073	34.945	38.010	38.118	274.8	21:48.616
11	2	1:50.849	35.053	38.003	37.793	274.1	23:39.465
12	2	1:51.062	35.068	37.901	38.093	273.4	25:30.527
13	2	2:04.032 B	37.211	40.848	45.973	252.3	27:34.559
14	1	4:28.196	3:09.572	39.518	39.106	187.8	32:02.755
15	1	1:53.759	35.260	39.393	39.106	272.7	33:56.514
16	1	1:55.413	36.064	39.127	40.222	273.4	35:51.927
17	1	1:55.453	36.478	39.197	39.778	269.3	37:47.380
18	1	2:09.569	41.601	45.472	42.496	226.9	39:56.949
19	1	1:53.316	35.565	39.171	38.580	272.7	41:50.265
20	1	1:52.639	35.113	38.847	38.679	272.7	43:42.904
21	1	1:53.169	35.247	38.938	38.984	272.7	45:36.073

98		Motorsport98		Ligier JS P3 - Nissan			
		1.Eric de DONCKER		LMP3			
		2.Dino LUNARDI					
1	2	2:14.264	56.302	39.080	38.882	184.9	2:14.264
2	2	1:51.112	35.948	37.781	37.383	226.4	4:05.376
3	2	2:01.813 B	35.101	37.123	49.589	267.3	6:07.189
4	2	4:15.822	3:01.081	37.523	37.218	211.4	10:23.011
5	2	1:49.730	35.550	37.120	37.060	256.5	12:12.741
6	2	1:49.219	35.023	37.249	36.947	270.0	14:01.960
7	2	1:49.050	35.050	36.980	37.020	271.4	15:51.010
8	2	1:54.674 B	34.871	36.674	43.129	268.7	17:45.684
9	2	6:49.572	5:35.406	37.168	36.998	209.7	24:35.256
10	2	1:49.178	35.013	37.034	37.131	269.3	26:24.434
11	2	1:49.717	34.833	37.610	37.274	270.0	28:14.151
12	2	1:48.977	34.896	37.013	37.068	269.3	30:03.128
13	2	1:48.969	34.848	36.893	37.228	269.3	31:52.097

99		N'Race		Ligier JS P3 - Nissan			
		1.Alain COSTA		LMP3			
		2.Thomas ACCARY					
1	1	3:00.442	1:25.097	48.175	47.170	109.5	3:00.442
2	1	1:55.846	37.027	39.423	39.396	238.4	4:56.288
3	1	1:54.312	35.603	39.574	39.135	266.7	6:50.600
4	1	1:52.293	35.459	38.325	38.509	268.7	8:42.893
5	1	1:52.704	35.285	39.094	38.325	268.7	10:35.597
6	1	1:51.836	35.365	38.124	38.347	270.0	12:27.433
7	1	1:51.769	35.169	38.294	38.306	270.7	14:19.202
8	1	1:51.597	35.230	37.954	38.413	270.0	16:10.799
9	1	1:51.668	35.133	37.749	38.786	270.7	18:02.467
10	1	1:53.618	35.205	39.168	39.245	270.0	19:56.085
11	1	1:55.362	35.339	38.235	41.788	270.7	21:51.447
12	1	2:00.804	41.400	40.295	39.109	203.8	23:52.251
13	1	1:52.235	35.297	38.571	38.367	270.0	25:44.486
14	1	1:52.172	35.394	38.286	38.492	269.3	27:36.658
15	1	1:54.024	35.365	38.205	40.454	270.7	29:30.682
16	1	2:09.064 B	37.038	42.182	49.844	226.9	31:39.746
17	2	4:10.309	2:53.094	38.880	38.335	213.0	35:50.055
18	2	1:51.726	35.034	38.908	37.784	271.4	37:41.781
19	2	1:50.207	35.117	37.568	37.522	271.4	39:31.988
20	2	1:49.902	34.879	37.673	37.350	272.0	41:21.890
21	2	1:50.712	35.152	38.167	37.393	272.7	43:12.602
22	2	1:50.698	36.054	37.305	37.339	272.7	45:03.300
23	2	1:49.988	35.194	37.233	37.561	272.0	46:53.288
24	2	1:56.107 B	34.952	38.474	42.681	272.0	48:49.395
25	2	3:14.983	1:57.177	39.627	38.179	193.9	52:04.378
26	2	1:48.852	35.025	36.987	36.840	270.7	53:53.230
27	2	1:48.115	34.621	36.547	36.947	273.4	55:41.345
28	2	1:48.871	34.605	37.497	36.769	266.0	57:30.216
29	2	1:48.118	34.526	36.980	36.612	273.4	59:18.334
30	2	1:47.327	34.392	36.345	36.590	272.7	1:01:05.661