

# MLMC Collective Test Day


## 4 Hours of SPA-FRANCORCHAMPS

### MLMC Morning Test

### Sector Analysis

■ Personal Best 
 ■ Session Best 
 ■ Crossing the finish line in pit lane

Lap	D	Time	Sector 1	Sector 2	Sector 3	T. Spd	Elapsed	Lap	D	Time	Sector 1	Sector 2	Sector 3	T. Spd	Elapsed	
<b>2</b>	<b>Ecurie Ecosse / Nielsen</b> Ligier JS P3 - Nissan							<b>8</b> <b>Kessel Racing</b> Ferrari 488 GT3								
1. Anthony WELLS LMP3							1. Sergio PIANEZZOLA GT3									
2. James LITTLEJOHN							2. Giacomo PICCINI									
1	2	6:44.806	4:53.550	1:11.947	39.309	154.8	6:44.806	1	1	5:53.986	3:40.266	1:29.467	44.253	154.6	5:53.986	
2	2	2:26.800	43.663	1:05.635	37.502	218.0	9:11.606	2	1	2:36.437	46.620	1:11.374	38.443	154.8	8:30.423	
3	2	2:21.557	41.651	1:03.134	36.772	250.8	11:33.163	3	1	2:30.534	41.588	1:09.297	39.649	253.2	11:00.957	
4	2	2:21.339	41.294	1:03.545	36.500	252.6	13:54.502	4	1	2:22.345	40.968	1:04.442	36.935	255.0	13:23.302	
5	2	2:22.311	41.693	1:03.100	37.518	250.3	16:16.813	5	1	2:21.033	40.362	1:03.950	36.721	257.4	15:44.335	
6	2	2:20.519	41.117	1:02.958	36.444	252.6	18:37.332	6	1	22:33.367	...	1:12.945	40.505	216.7	38:17.702	
7	2	2:19.924	40.975	1:02.577	36.372	254.4	20:57.256	7	1	2:30.271	43.580	1:07.809	38.882	246.3	40:47.973	
8	2	2:20.510	41.389	1:02.758	36.363	252.6	23:17.766	8	1	2:27.004	42.562	1:06.257	38.185	250.3	43:14.977	
9	2	2:19.232	40.811	1:02.285	36.136	253.2	25:36.998	9	1	2:26.490	41.975	1:06.477	38.038	252.6	45:41.467	
10	2	2:19.015	40.829	1:02.162	36.024	255.6	27:56.013	10	1	2:27.952	42.018	1:08.100	37.834	250.3	48:09.419	
11	2	2:23.866	41.610	1:04.583	37.673	253.8	30:19.879	11	1	2:25.900	41.570	1:05.587	38.743	254.4	50:35.319	
12	2	2:20.942	40.792	1:02.484	37.666	255.6	32:40.821	12	1	2:24.548	41.499	1:05.714	37.335	256.2	52:59.867	
13	1	5:16.523	3:32.248	1:06.618	37.657	217.2	37:57.344	13	1	2:24.204	41.619	1:05.196	37.389	253.8	55:24.071	
14	1	2:23.851	41.315	1:05.359	37.177	255.0	40:21.195									
15	1	2:23.040	41.266	1:03.728	38.046	252.0	42:44.235									
16	1	7:09.994	5:27.638	1:04.471	37.885	239.7	49:54.229									
17	1	2:22.562	40.778	1:03.542	38.242	257.4	52:16.791									
18	1	2:21.263	41.033	1:03.591	36.639	258.0	54:38.054									
19	1	2:28.713	40.778	1:05.855	42.080	240.3	57:06.767									
<b>3</b>	<b>DKR Engineering</b> Norma M 30 - Nissan							<b>14</b> <b>RLR M Sport</b> Ligier JS P3 - Nissan								
1. Léonard HOOGENBOOM LMP3							1. John FARANO LMP3									
2. Jens PETERSEN							2. Job VAN UITERT									
1	1	27:21.406	B	...	1:18.495	50.695	182.1	27:21.406	1	2	8:53.249	7:09.568	1:06.937	36.744	189.4	8:53.249
2	1	5:30.735	3:44.332	1:09.285	37.118	221.1	32:52.141	2	2	2:18.973	40.835	1:01.827	36.311	246.8	11:12.222	
3	1	2:19.379	40.309	1:03.140	35.930	261.1	35:11.520	3	2	2:17.906	40.638	1:01.038	36.230	248.5	13:30.128	
4	1	2:17.760	39.554	1:02.425	35.781	263.0	37:29.280	4	2	2:17.153	40.483	1:00.576	36.094	248.5	15:47.281	
5	1	2:17.018	39.133	1:02.337	35.548	264.3	39:46.298	5	1	7:17.324	5:31.962	1:07.802	37.560	190.4	23:04.605	
6	1	2:16.934	39.246	1:01.971	35.717	264.9	42:03.232	6	1	2:23.646	42.390	1:04.300	36.956	239.7	25:28.251	
7	1	2:18.425	40.512	1:02.429	35.484	258.0	44:21.657	7	1	2:23.140	41.564	1:04.496	37.080	245.2	27:51.391	
8	2	4:07.645	2:24.785	1:06.146	36.714	240.3	48:29.302	8	1	2:22.475	41.442	1:03.887	37.146	245.2	30:13.866	
9	2	2:20.729	40.744	1:03.665	36.320	261.7	50:50.031	9	1	2:22.472	41.365	1:03.953	37.154	245.7	32:36.338	
10	2	2:19.412	40.075	1:03.204	36.133	264.3	53:09.443	10	1	2:22.921	41.804	1:04.025	37.092	246.3	34:59.259	
11	2	2:19.471	40.061	1:03.036	36.374	262.4	55:28.914	11	1	2:21.633	41.190	1:03.570	36.873	248.0	37:20.892	
<b>4</b>	<b>Brookspeed International</b> Ligier JS P3 - Nissan							<b>20</b> <b>DB Autosport</b> Norma M 30 - Nissan								
1. John SCHAUERMAN LMP3							1. Nicolas MAULINI LMP3									
2. Nicolas RONDET							2. Jean-Ludovic FOUBERT									
1	2	3:46.683	1:50.086	1:15.792	40.805	184.0	3:46.683	1	1	3:36.457	1:41.789	1:13.620	41.048	183.4	3:36.457	
2	2	2:28.179	43.112	1:06.765	38.302	239.2	6:14.862	2	1	2:31.665	43.580	1:09.368	38.717	244.1	6:08.122	
3	2	2:25.245	42.917	1:05.147	37.181	246.8	8:40.107	3	1	2:24.561	42.078	1:05.007	37.476	252.0	8:32.683	
4	2	2:22.327	41.542	1:03.886	36.899	249.1	11:02.434	4	1	2:24.092	41.195	1:05.527	37.370	256.2	10:56.775	
5	2	2:21.759	41.140	1:03.640	36.979	250.8	13:24.193	5	1	2:21.977	40.941	1:03.846	37.190	256.2	13:18.752	
6	2	10:12.763	8:30.220	1:05.471	37.072	231.5	23:36.956	6	1	2:22.956	41.293	1:03.498	38.165	254.4	15:41.708	
7	2	2:22.713	41.390	1:03.313	38.010	246.8	25:59.669	7	1	6:19.238	4:37.425	1:04.557	37.256	236.6	22:00.946	
8	2	2:20.641	41.194	1:02.947	36.500	249.1	28:20.310	8	1	2:23.963	41.817	1:05.290	36.856	255.6	24:24.909	
9	2	2:20.400	41.048	1:02.936	36.416	250.3	30:40.710	9	1	2:19.885	40.586	1:02.755	36.544	256.8	26:44.794	
10	2	2:21.836	41.125	1:02.814	37.897	249.1	33:02.546	10	1	2:21.978	40.596	1:04.470	36.912	258.6	29:06.772	
11	1	6:12.954	4:06.297	1:22.226	44.431	150.9	39:15.500	11	2	7:08.969	5:18.412	1:10.008	40.549	237.6	36:15.741	
12	1	2:44.267	46.975	1:14.189	43.103	234.0	41:59.767	12	2	2:31.108	44.789	1:07.611	38.708	223.4	38:46.849	
13	1	2:38.394	45.862	1:11.078	41.454	218.0	44:38.161	13	2	2:29.210	43.781	1:07.255	38.174	246.3	41:16.059	
14	1	2:36.711	44.403	1:11.606	40.702	242.4	47:14.872	14	2	2:54.634	42.533	1:33.453	38.648	251.4	44:10.693	
15	1	2:40.153	44.821	1:13.983	41.349	244.1	49:55.025	15	2	2:29.463	42.205	1:08.722	38.536	255.0	46:40.156	
16	1	2:35.800	44.960	1:10.109	40.731	246.8	52:30.825									
17	1	2:36.851	43.441	1:12.878	40.532	245.2	55:07.676									



# MLMC Collective Test Day


## 4 Hours of SPA-FRANCORCHAMPS

### MLMC Morning Test

### Sector Analysis

■ Personal Best ■ Session Best B Crossing the finish line in pit lane

Lap	D	Time	Sector 1	Sector 2	Sector 3	T. Spd	Elapsed	Lap	D	Time	Sector 1	Sector 2	Sector 3	T. Spd	Elapsed
16	2	2:26.107	42.000	1:05.755	38.352	253.2	49:06.263	7	2	2:23.251	41.332	1:05.233	36.686	250.3	32:51.408
17	2	2:27.657	42.808	1:06.202	38.647	255.0	51:33.920	8	2	<b>2:21.289</b>	40.973	<b>1:03.858</b>	36.458	252.6	35:12.697
18	2	2:27.757	42.001	1:06.922	38.834	255.0	54:01.677	9	2	2:22.123	<b>40.797</b>	1:05.087	<b>36.239</b>	253.2	37:34.820
19	2	2:24.607	41.551	1:05.253	37.803	256.2	56:26.284	10	1	4:48.700	3:01.532	1:08.689	38.479	185.2	42:23.520
<b>21</b> DB Autosport Norma M 30 - Nissan LMP3 1.Jacques WOLFF 2.Nicolas SCHATZ								<b>24</b> Cool Racing Ligier JS P3 - Nissan LMP3 1.Alexandre COIGNY 2.Antonin BORGA							
1	2	4:03.617	1:53.543			160.5	4:03.617	1	1	6:14.050	4:09.128	1:21.488	43.434	167.0	6:14.050
2	2	2:32.273	44.796	1:08.955	38.522	233.5	6:35.890	2	1	5:37.937	3:46.904	1:11.620	39.413	221.6	11:51.987
3	2	2:24.123	41.815	1:05.083	37.225	252.6	9:00.013	3	1	2:29.177	42.934	1:07.756	38.487	224.3	14:21.164
4	2	2:19.492	40.405	1:02.974	36.113	258.6	11:19.505	4	1	2:25.767	41.968	1:06.410	37.389	248.5	16:46.931
5	2	4:39.783	2:55.881	1:02.744	41.158	240.8	15:59.288	5	1	2:23.542	40.971	1:05.657	36.914	251.4	19:10.473
6	2	2:21.721	41.226	1:03.846	36.649	258.6	18:21.009	6	1	2:22.741	41.109	1:04.811	36.821	250.8	21:33.214
7	2	2:18.122	40.107	1:01.733	36.282	259.9	20:39.131	7	1	2:22.865	40.924	1:05.344	36.597	253.8	23:56.079
8	2	2:17.630	<b>39.698</b>	1:01.892	36.040	261.7	22:56.761	8	1	2:21.731	40.645	1:04.436	36.650	252.6	26:17.810
9	2	<b>2:17.482</b>	39.773	1:01.804	<b>35.905</b>	259.9	25:14.243	9	1	2:21.777	40.635	1:04.311	36.831	255.6	28:39.587
10	2	2:23.039	39.919	<b>1:01.688</b>	41.432	261.1	27:37.282	10	1	2:22.701	40.506	1:05.399	36.796	252.6	31:02.288
11	1	5:31.078	3:29.381	1:17.359	44.338	169.3	33:08.360	11	1	2:23.192	41.386	1:05.190	36.616	250.8	33:25.480
12	1	2:41.518	46.990	1:13.048	41.480	224.8	35:49.878	12	1	2:22.291	40.952	1:04.754	36.585	254.4	35:47.771
13	1	2:35.238	44.263	1:10.478	40.497	240.3	38:25.116	13	1	2:28.160	41.336	1:06.930	39.894	249.1	38:15.931
14	1	2:31.118	43.213	1:08.430	39.475	245.2	40:56.234	14	2	5:46.104	4:03.637	1:06.028	36.439	234.0	44:02.035
15	1	2:31.809	43.021	1:08.923	39.865	248.5	43:28.043	15	2	2:20.407	40.584	1:02.744	37.079	253.8	46:22.442
16	1	2:30.347	42.690	1:08.746	38.911	249.7	45:58.390	16	2	2:18.543	40.112	1:02.150	36.281	254.4	48:40.985
17	1	2:29.598	42.963	1:07.996	38.639	249.7	48:27.988	17	2	2:18.358	40.047	1:02.127	36.184	255.6	50:59.343
18	1	2:28.505	42.507	1:07.395	38.603	239.7	50:56.493	18	2	2:20.590	<b>39.838</b>	1:04.575	36.177	264.3	53:19.933
19	1	2:28.580	42.149	1:08.075	38.356	254.4	53:25.073	19	2	<b>2:17.826</b>	39.884	<b>1:01.901</b>	<b>36.041</b>	258.0	55:37.759
20	1	2:26.972	41.975	1:06.949	38.048	253.8	55:52.045	<b>25</b> Lanar Racing Norma M 30 - Nissan LMP3 1.Michael BENHAM 2.Duncan TAPPY							
<b>22</b> United Autosports Ligier JS P3 - Nissan LMP3 1.James MCGUIRE 2.Matthew BELL								1	2	4:48.272	2:46.675	1:19.996	41.601	164.2	4:48.272
1	1	43.132					43.132	2	2	2:26.713	43.203	1:06.409	37.101	247.4	7:14.985
2	2	5:04.632	3:22.536	1:04.483	37.613	221.1	5:47.764	3	2	2:22.963	40.978	1:05.125	36.860	256.2	9:37.948
3	2	2:19.169	41.319	1:01.492	36.358	244.1	8:06.933	4	2	2:20.797	40.529	1:03.916	36.352	259.2	11:58.745
4	2	2:18.050	40.655	1:01.127	<b>36.268</b>	245.7	10:24.983	5	2	2:21.007	40.276	1:04.003	36.728	259.9	14:19.752
5	2	2:18.233	<b>40.570</b>	1:00.796	36.867	248.5	12:43.216	6	2	<b>2:18.532</b>	40.246	<b>1:02.189</b>	<b>36.097</b>	258.0	16:38.284
6	2	2:18.450	40.806	<b>1:00.665</b>	36.979	248.0	15:01.666	7	1	19:01.750	...	1:10.487	37.642	169.3	35:40.034
7	2	13:32.108	...	1:02.724	36.652	237.1	28:33.774	8	1	2:28.818	41.807	1:09.294	37.717	253.2	38:08.852
8	2	2:18.712	40.969	1:01.281	36.462	243.5	30:52.486	9	1	2:28.183	41.002	1:08.636	38.545	255.0	40:37.035
9	2	<b>2:17.952</b>	40.700	1:00.894	36.358	245.2	33:10.438	10	1	8:21.769	6:35.000	1:08.614	38.155	236.1	48:58.804
10	2	2:18.148	40.805	1:01.031	36.312	246.3	35:28.586	11	1	2:22.907	41.215	1:04.533	37.159	255.0	51:21.711
11	1	6:01.424	4:14.702	1:08.511	38.211	227.2	41:30.010	12	1	2:20.505	40.722	1:03.436	36.347	259.9	53:42.216
12	1	2:25.948	41.791	1:06.457	37.700	245.7	43:55.958	13	1	2:20.545	<b>40.127</b>	1:03.442	36.976	260.5	56:02.761
13	1	2:27.141	42.282	1:06.471	38.388	244.1	46:23.099	<b>30</b> CD Sport Norma M 30 - Nissan LMP3 1.Laurents HÖRR							
14	1	2:25.844	42.156	1:06.369	37.319	245.7	48:48.943	1	1	4:32.844	2:33.582	1:18.517	40.745	170.1	4:32.844
15	1	2:26.220	41.778	1:06.835	37.607	245.7	51:15.163	2	1	2:31.168	44.869	1:07.267	39.032	223.9	7:04.012
16	1	2:23.377	40.999	1:05.240	37.138	248.5	53:38.540	3	1	3:40.680	1:58.599	1:04.652	37.429	225.8	10:44.692
17	1	2:23.589	41.136	1:05.179	37.274	246.3	56:02.129	4	1	2:21.695	41.245	1:03.618	36.832	255.6	13:06.387
<b>23</b> United Autosports Ligier JS P3 - Nissan LMP3 1.Richard MEINS 2.Christian ENGLAND								5	1	2:21.491	40.684	1:03.082	37.725	256.8	15:27.878
1	2	4:25.542	2:28.061	1:14.300	43.181	162.5	4:25.542								
2	2	5:15.807	3:24.140	1:12.388	39.279	175.9	9:41.349								
3	2	2:26.331	43.225	1:05.399	37.707	246.3	12:07.680								
4	2	2:28.203	41.576	1:04.961	41.666	249.7	14:35.883								
5	2	13:29.613	...	1:09.022	37.849	213.7	28:05.496								
6	2	2:22.661	41.944	1:03.987	36.730	248.0	30:28.157								



# MLMC Collective Test Day

## 4 Hours of SPA-FRANCORCHAMPS

### MLMC Morning Test

## Sector Analysis

■ Personal Best   
 ■ Session Best   
 ■ Crossing the finish line in pit lane

Lap	D	Time	Sector 1	Sector 2	Sector 3	T. Spd	Elapsed	Lap	D	Time	Sector 1	Sector 2	Sector 3	T. Spd	Elapsed
6	1	4:29.175	2:50.759	1:02.537	35.879	248.0	19:57.053	7	1	2:23.404	41.138	1:04.956	37.310	255.6	19:19.694
7	1	2:17.037	40.158	1:01.535	35.344	261.1	22:14.090	8	1	5:34.837	3:52.442	1:05.202	37.193	234.0	24:54.531
8	1	2:16.819	39.313	1:01.559	35.947	266.9	24:30.909	9	1	2:44.399	40.947	1:03.855	59.597	254.4	27:38.930
9	1	2:16.181	39.193	1:01.445	35.543	264.9	26:47.090	10	1	2:21.759	41.333	1:03.580	36.846	256.2	30:00.689
10	1	2:17.610	39.021	1:03.028	35.561	269.6	29:04.700	11	1	2:20.940	40.545	1:03.546	36.849	255.6	32:21.629
11	1	2:21.792	39.216	1:03.587	38.989	266.9	31:26.492	12	1	2:21.615	40.889	1:03.773	36.953	253.8	34:43.244
12	1	2:18.109	39.165	1:03.183	35.761	266.2	33:44.601	13	1	2:22.578	40.598	1:03.948	38.032	256.8	37:05.822
13	1	11:03.961	9:23.947	1:04.025	35.989	240.3	44:48.562	14	2	5:47.188	3:59.475	1:08.123	39.590	214.6	42:53.010
14	1	2:17.777	39.410	1:02.625	35.742	263.6	47:06.339	15	2	2:23.157	41.763	1:04.114	37.280	253.2	45:16.167
15	1	2:17.220	39.383	1:02.076	35.761	265.6	49:23.559	16	2	2:20.475	40.866	1:02.793	36.816	256.2	47:36.642
16	1	2:17.044	40.060	1:01.485	35.499	261.7	51:40.603	17	2	2:19.722	40.669	1:02.467	36.586	257.4	49:56.364
17	1	2:18.981	39.124	1:02.309	37.548	268.2	53:59.584	18	2	2:20.736	40.599	1:02.654	37.483	260.5	52:17.100
18	1	2:16.292	39.046	1:01.449	35.797	266.9	56:15.876	19	2	2:21.500	41.103	1:03.646	36.751	261.7	54:38.600
								20	2	2:23.327	40.358	1:04.653	38.316	261.7	57:01.927

**32** **United Autosports** Ligier JS P3 - Nissan LMP3  
1. Colin BRAUN

1	1	3:39.754	1:42.619	1:15.461	41.674	164.9	3:39.754
2	1	5:26.495	3:41.619	1:07.006	37.870	212.5	9:06.249
3	1	2:23.668	42.516	1:04.250	36.902	243.0	11:29.917
4	1	2:21.036	41.448	1:03.224	36.364	246.3	13:50.953
5	1	2:19.260	41.231	1:01.935	36.094	246.8	16:10.213
6	1	2:19.430	41.291	1:01.562	36.577	246.8	18:29.643
7	1	2:18.285	40.811	1:01.476	35.998	249.1	20:47.928
8	1	2:19.488	40.829	1:02.113	36.546	250.3	23:07.416
9	1	22:35.791	...	1:04.867	37.204	237.6	45:43.207
10	1	2:21.094	40.843	1:04.094	36.157	251.4	48:04.301
11	1	2:18.944	40.667	1:02.371	35.906	250.3	50:23.245
12	1	2:17.937	40.540	1:01.655	35.742	252.6	52:41.182
13	1	2:19.036	40.567	1:02.555	35.914	250.8	55:00.218

**39** **Graff** Norma M 30 - Nissan LMP3  
1. Adrien TROUILLET

1	1	4:23.051	2:16.035	1:20.246	46.770	176.5	4:23.051
2	1	2:40.001	45.720	1:13.824	40.457	219.8	7:03.052
3	1	2:33.153	44.490	1:09.997	38.666	227.2	9:36.205
4	1	2:28.434	42.171	1:07.950	38.313	250.3	12:04.639
5	1	2:25.796	41.522	1:06.537	37.737	256.2	14:30.435
6	1	2:32.165	44.164	1:09.369	38.632	215.4	17:02.600
7	1	8:36.444	6:49.102	1:07.991	39.351	223.9	25:39.044
8	1	2:24.326	41.498	1:05.809	37.019	255.6	28:03.370
9	1	2:22.152	40.771	1:04.533	36.848	258.6	30:25.522
10	1	2:23.860	41.105	1:05.779	36.976	248.0	32:49.382
11	1	7:34.631	5:51.189	1:06.491	36.951	236.1	40:24.013
12	1	2:20.563	40.436	1:03.774	36.353	259.2	42:44.576
13	1	2:19.530	40.020	1:03.474	36.036	260.5	45:04.106
14	1	2:19.011	40.014	1:03.314	35.683	260.5	47:23.117
15	1	2:22.616	40.352	1:04.718	37.546	263.0	49:45.733

**40** **Graff** Norma M 30 - Nissan LMP3  
1. Adrien CHILA  
2. Marc-Antoine DANNIELOI

1	1	4:24.623	2:14.339	1:19.822	50.462	179.7	4:24.623
2	1	2:40.662	46.909	1:11.945	41.808	195.6	7:05.285
3	1	2:32.511	43.888	1:09.691	38.932	217.2	9:37.796
4	1	2:27.284	42.191	1:06.708	38.385	253.8	12:05.080
5	1	2:26.716	42.343	1:06.490	37.883	224.3	14:31.796
6	1	2:24.494	41.760	1:05.415	37.319	250.8	16:56.290

**51** **Spirit Of Race** Ferrari 488 GT3 GT3  
1. Christoph ULRICH  
2. Maurizio MEDIANI


1	2	4:18.411	2:09.417	1:24.142	44.852	146.6	4:18.411
2	2	2:32.439	43.771	1:09.364	39.304	246.8	6:50.850
3	2	2:28.597	42.745	1:07.200	38.652	250.3	9:19.447
4	2	2:32.929	42.379	1:11.097	39.453	225.8	11:52.376
5	2	3:40.935	42.280	1:47.079	1:11.576	250.8	15:33.311
6	2	14:39.761	...	1:15.450	1:39.035	223.4	30:13.072
7	2	6:54.809	4:55.513	1:12.596	46.700	222.0	37:07.881
8	2	3:20.241	42.882	1:33.310	1:04.049	245.7	40:28.122
9	2	11:49.680	9:54.903	1:13.164	41.613	224.3	52:17.802
10	2	2:27.540	42.694	1:06.523	38.323	250.3	54:45.342
11	2	2:25.074	41.586	1:05.739	37.749	252.0	57:10.416

**59** **RLR Msport** Ligier JS P3 - Nissan LMP3  
1. Ross WARBURTON  
2. Alex KAPADIA

1	2	12:04.081	...	1:11.045	38.674	186.5	12:04.081
2	2	2:40.410	42.872	1:10.979	46.559	210.4	14:44.491
3	2	2:19.798	41.299	1:02.281	36.218	245.7	17:04.289
4	2	2:18.943	40.770	1:01.801	36.372	248.5	19:23.232
5	2	2:18.961	40.493	1:02.253	36.215	251.4	21:42.193
6	2	2:18.114	40.405	1:01.605	36.104	250.3	24:00.307
7	2	2:18.110	40.297	1:01.674	36.139	250.8	26:18.417
8	2	2:23.481	40.406	1:04.779	38.296	248.0	28:41.898
9	1	5:50.050	3:57.978	1:12.371	39.701	165.2	34:31.948
10	1	2:29.858	43.180	1:07.206	39.472	245.7	37:01.806
11	1	2:28.323	42.894	1:07.020	38.409	243.0	39:30.129
12	1	2:28.330	42.459	1:06.581	39.290	245.7	41:58.459
13	1	2:27.920	42.262	1:06.891	38.767	246.8	44:26.379
14	1	2:28.970	42.856	1:06.225	39.889	249.1	46:55.349
15	1	2:26.420	42.617	1:06.121	37.682	245.7	49:21.769
16	1	2:25.539	42.329	1:05.697	37.513	248.0	51:47.308
17	1	2:24.191	42.098	1:04.655	37.438	249.7	54:11.499

**65** **Graff** Norma M 30 - Nissan LMP3  
1. Françoise HERIAU  
2. Damien DELAFOSSE

1	2	3:59.398	1:50.886	1:22.818	45.694	128.8	3:59.398
2	2	2:43.574	48.823	1:13.851	40.900	162.2	6:42.972
3	2	2:33.675	45.271	1:09.098	39.306	185.5	9:16.647
4	2	2:24.323	41.952	1:05.022	37.349	223.0	11:40.970
5	2	2:21.440	40.965	1:03.737	36.738	258.0	14:02.410



# MLMC Collective Test Day

## 4 Hours of SPA-FRANCORCHAMPS

### MLMC Morning Test

### Sector Analysis

■ Personal Best 
 ■ Session Best 
 ■ Crossing the finish line in pit lane

Lap	D	Time	Sector 1	Sector 2	Sector 3	T. Spd	Elapsed	Lap	D	Time	Sector 1	Sector 2	Sector 3	T. Spd	Elapsed
<b>71</b>		<b>AF Corse</b>					Ferrari 488 GT3								
		1. Piergiuseppe PERAZZINI					GT3								
		2. Marco CIOCI													
1	1	4:17.454	1:57.697	1:28.943	50.814	169.6	4:17.454								
2	1	5:06.908	3:01.633	1:19.368	45.907	187.2	9:24.362								
3	1	2:29.679	43.066	1:08.276	38.337	253.2	11:54.041								
4	1	2:28.156	41.785	1:08.377	37.994	254.4	14:22.197								
5	1	2:25.932	41.348	1:06.957	37.627	253.8	16:48.129								
6	1	2:24.702	41.285	1:05.984	37.433	256.2	19:12.831								
7	1	2:40.819	43.401	1:15.538	41.880	216.3	21:53.650								
8	1	7:04.000	5:18.083	1:08.057	37.860	237.1	28:57.650								
9	1	2:29.277	41.582	1:08.468	39.227	252.6	31:26.927								
10	1	2:25.537	41.245	1:06.384	37.908	255.6	33:52.464								
11	1	2:26.228	41.343	1:07.579	37.306	255.6	36:18.692								
12	1	2:25.590	41.562	1:06.218	37.810	250.8	38:44.282								
13	1	7:00.069	5:04.057	1:12.481	43.531	202.5	45:44.351								
14	1	2:26.547	41.886	1:07.239	37.422	253.8	48:10.898								
15	1	2:24.033	41.106	1:05.182	37.745	257.4	50:34.931								
16	1	2:22.884	<b>40.826</b>	1:04.901	37.157	257.4	52:57.815								
17	1	<b>2:22.455</b>	40.851	<b>1:04.594</b>	<b>37.010</b>	256.8	55:20.270								
<b>77</b>		<b>Kessel Racing</b>					Ferrari 488 GT3								
		1. Claudio SCHIAVONI					GT3								
		2. Andrea PICCINI													
1	2	4:21.005	2:02.774	1:28.557	49.674	168.8	4:21.005								
2	2	5:23.560	3:21.230	1:19.539	42.791	186.8	9:44.565								
3	2	2:44.400	45.618	1:13.723	45.059	223.9	12:28.965								
4	2	2:30.199	42.705	1:07.153	40.341	246.8	14:59.164								
5	2	2:22.867	41.151	1:04.708	37.008	253.8	17:22.031								
6	2	2:20.879	40.675	1:03.627	36.577	255.6	19:42.910								
7	2	<b>2:20.681</b>	40.651	<b>1:03.464</b>	<b>36.566</b>	255.6	22:03.591								
8	2	2:31.819	<b>40.343</b>	1:06.956	44.520	256.2	24:35.410								
9	2	2:20.989	40.596	1:03.740	36.653	256.2	26:56.399								
10	1	10:55.943	8:55.626	1:17.613	42.704	205.2	37:52.342								
11	1	2:42.932	44.959	1:13.649	44.324	243.5	40:35.274								
12	1	2:37.817	45.327	1:11.579	40.911	235.6	43:13.091								
13	1	2:35.043	43.903	1:10.992	40.148	214.2	45:48.134								
14	1	2:32.096	42.752	1:10.225	39.119	237.1	48:20.230								
15	1	2:32.309	42.969	1:09.159	40.181	246.3	50:52.539								
16	1	2:31.917	42.769	1:09.540	39.608	248.0	53:24.456								
17	1	2:33.385	44.254	1:09.564	39.567	247.4	55:57.841								
<b>88</b>		<b>Ebimotors</b>					Porsche 911 GT3 R								
		1. Paolo VENEROSI					GT3								
		2. Alessandro BACCANI													
1	2	4:42.761	2:30.621	1:29.544	42.596	125.0	4:42.761								
2	2	2:38.156	45.827	1:11.586	40.743	238.2	7:20.917								
3	2	2:31.719	43.129	1:09.043	39.547	251.4	9:52.636								
4	2	2:30.067	42.569	1:08.134	39.364	253.8	12:22.703								
5	2	<b>2:28.936</b>	42.649	<b>1:07.452</b>	<b>38.835</b>	252.6	14:51.639								
6	2	2:29.956	42.402	1:07.465	40.089	252.6	17:21.595								
7	2	2:35.761	43.399	1:08.029	44.333	254.4	19:57.356								
8	1	6:05.372	4:10.455	1:13.124	41.793	201.0	26:02.728								
9	1	2:37.780	44.077	1:11.645	42.058	222.5	28:40.508								
10	1	2:34.406	43.580	1:10.434	40.392	241.9	31:14.914								
11	1	2:34.675	43.220	1:11.287	40.168	248.0	33:49.589								
12	1	2:35.398	42.904	1:11.970	40.524	252.0	36:24.987								
13	1	2:32.780	42.768	1:10.178	39.834	249.7	38:57.767								
14	1	5:20.483	3:15.130	1:22.675	42.678	170.4	44:18.250								
15	1	2:37.132	44.185	1:11.576	41.371	249.1	46:55.382								
16	1	2:33.731	43.749	1:10.359	39.623	253.2	49:29.113								
17	1	2:31.474	42.568	1:09.386	39.520	254.4	52:00.587								
18	1	2:30.767	42.298	1:09.036	39.433	256.2	54:31.354								
19	1	2:32.413	<b>42.163</b>	1:09.083	41.167	255.0	57:03.767								
<b>98</b>		<b>Motorsport98</b>					Ligier JS P3 - Nissan								
		1. Eric DE DONCKER					LMP3								
		2. Dino LUNARDI													
1	1	4:02.362	1:52.402			153.3	4:02.362								
2	1	2:41.768	46.625	1:12.422	42.721	183.7	6:44.130								
3	1	2:34.457	45.420	1:09.712	39.325	204.1	9:18.587								
4	1	2:35.360	43.115	1:11.875	40.370	210.8	11:53.947								
5	2	5:18.029	3:35.499	1:05.610	36.920	238.2	17:11.976								
6	2	2:22.192	41.551	1:04.220	36.421	248.5	19:34.168								
7	2	2:20.426	40.810	1:03.443	36.173	250.8	21:54.594								
8	2	11:08.652	9:27.900	1:04.226	36.526	197.7	33:03.246								
9	2	2:21.192	41.208	1:03.484	36.500	249.1	35:24.438								
10	2	2:20.458	40.870	1:03.224	36.364	247.4	37:44.896								
11	2	<b>2:19.449</b>	40.593	<b>1:02.733</b>	<b>36.123</b>	250.3	40:04.345								
12	2	7:51.249	6:11.133	1:03.892	36.224	238.7	47:55.594								
13	2	2:20.217	40.847	1:03.156	36.214	250.3	50:15.811								
14	2	2:20.295	40.676	1:03.361	36.258	253.2	52:36.106								
15	2	2:21.447	<b>40.427</b>	1:04.756	36.264	253.8	54:57.553								