

MLMC Collective Test Day


4 Hours of SPA-FRANCORCHAMPS

MLMC Afternoon Test

Sector Analysis

■ Personal Best
 ■ Session Best
 ■ Crossing the finish line in pit lane

Lap	D	Time	Sector 1	Sector 2	Sector 3	T. Spd	Elapsed	Lap	D	Time	Sector 1	Sector 2	Sector 3	T. Spd	Elapsed
10	2	2:18.683	39.550	1:02.397	36.736	262.4	23:52.952	23	1	2:24.382	40.996	1:05.471	37.915	258.6	1:44:25.913
11	1	4:53.769	3:04.634	1:08.899	40.236	211.6	28:46.721	24	1	2:23.494	40.568	1:05.503	37.423	258.0	1:46:49.407
12	1	2:30.245	43.208	1:08.175	38.862	250.3	31:16.966	25	1	2:25.274	40.659	1:06.488	38.127	259.9	1:49:14.681
13	1	2:28.188	42.416	1:07.414	38.358	238.7	33:45.154	26	1	2:23.502	40.373	1:05.878	37.251	258.0	1:51:38.183
14	1	2:26.736	41.865	1:06.604	38.267	254.4	36:11.890	27	1	2:24.518	40.423	1:06.415	37.680	259.9	1:54:02.701
15	1	2:27.246	42.454	1:06.689	38.103	250.3	38:39.136	<div style="border: 1px solid black; padding: 5px;"> 23 United Autosports Ligier JS P3 - Nissan LMP3 1. Richard MEINS 2. Christian ENGLAND </div>							
16	1	2:27.140	42.097	1:06.802	38.241	251.4	41:06.276								
17	1	2:26.481	41.736	1:06.415	38.330	254.4	43:32.757								
18	1	2:26.274	41.726	1:05.948	38.600	255.6	45:59.031								
19	1	2:25.367	41.558	1:05.823	37.986	254.4	48:24.398								
20	1	2:24.135	41.340	1:05.152	37.643	253.8	50:48.533								
21	1	2:24.841	41.595	1:05.546	37.700	253.8	53:13.374								
22	1	2:23.510	41.253	1:04.788	37.469	256.2	55:36.884								
23	1	2:23.737	41.116	1:04.917	37.704	257.4	58:00.621								
24	1	2:23.796	41.419	1:04.870	37.507	253.8	1:00:24.417								
25	2	10:54.476	9:14.222	1:03.964	36.290	246.3	1:11:18.893								
26	2	2:19.287	39.299	1:02.311	37.677	264.9	1:13:38.180								
27	2	2:18.957	39.407	1:02.207	37.343	263.6	1:15:57.137								
28	2	2:17.162	39.681	1:01.710	35.771	264.3	1:18:14.299								
29	2	2:17.564	39.535	1:02.115	35.914	264.3	1:20:31.863								
30	2	2:16.346	39.286	1:01.384	35.676	265.6	1:22:48.209								
31	2	2:35.467	39.803	1:12.112	43.552	261.1	1:25:23.676								
32	2	7:13.411	5:33.710	1:03.294	36.407	244.6	1:32:37.087								
33	2	2:18.365	39.597	1:02.936	35.832	263.6	1:34:55.452								
34	2	2:18.442	39.198	1:01.982	37.262	264.3	1:37:13.894								
35	1	4:20.894	2:36.555	1:06.201	38.138	211.6	1:41:34.788								
36	1	2:25.779	41.975	1:04.845	38.959	252.6	1:44:00.567								
37	1	2:23.462	40.940	1:04.883	37.639	257.4	1:46:24.029								
38	1	2:24.097	41.596	1:05.087	37.414	255.6	1:48:48.126								
39	1	2:23.850	41.122	1:05.175	37.553	258.0	1:51:11.976								
40	1	2:23.692	40.984	1:05.073	37.635	258.0	1:53:35.668								
41	1	3:50.336	54.815	1:39.521	1:16.000	116.8	1:57:26.004								
<div style="border: 1px solid black; padding: 5px;"> 22 United Autosports Ligier JS P3 - Nissan LMP3 1. James McGUIRE 2. Matthew BELL </div>								25	2	6:15.671	4:31.269	1:08.032	36.370	241.3	1:10:28.639
								26	2	2:18.177	39.992	1:02.302	35.883	259.9	1:12:46.816
								27	2	2:17.389	39.824	1:01.812	35.753	258.6	1:15:04.205
								28	2	2:17.007	39.752	1:01.511	35.744	258.6	1:17:21.212
								29	2	2:16.861	39.658	1:01.504	35.699	261.1	1:19:38.073
								30	2	2:17.093	39.688	1:01.681	35.724	262.4	1:21:55.166
								31	2	2:17.198	39.540	1:01.904	35.754	263.0	1:24:12.364
								32	2	2:21.144	39.438	1:03.933	37.773	264.9	1:26:33.508
								33	2	2:16.847	39.456	1:01.614	35.777	261.7	1:28:50.355
								34	1	6:50.906	5:06.681	1:06.756	37.469	218.9	1:35:41.261
35	1	2:24.047	41.393	1:04.673	37.981	253.2	1:38:05.308								
36	1	2:23.535	41.430	1:04.837	37.268	255.0	1:40:28.843								
37	1	2:23.055	41.162	1:04.248	37.645	254.4	1:42:51.898								
38	1	2:22.794	41.227	1:04.378	37.189	255.0	1:45:14.692								
39	1	2:23.371	41.189	1:05.481	36.701	256.2	1:47:38.063								
40	1	2:22.297	41.149	1:04.359	36.789	255.6	1:50:00.360								
41	1	2:21.961	40.855	1:04.369	36.737	256.8	1:52:22.321								
42	1	2:22.621	40.618	1:04.042	37.961	258.0	1:54:44.942								
43	1	2:25.861	40.878	1:05.125	39.858	255.6	1:57:10.803								
<div style="border: 1px solid black; padding: 5px;"> 24 Cool Racing Ligier JS P3 - Nissan LMP3 1. Alexandre COIGNY 2. Antonin BORGA </div>								1	1	15:34.545	...	1:16.377	39.909	193.2	15:34.545
								2	1	2:28.830	42.900	1:07.754	38.176	246.3	18:03.375



MLMC Collective Test Day


4 Hours of SPA-FRANCORCHAMPS

MLMC Afternoon Test

Sector Analysis

■ Personal Best
 ■ Session Best
 ■ Crossing the finish line in pit lane

Lap	D	Time	Sector 1	Sector 2	Sector 3	T. Spd	Elapsed	Lap	D	Time	Sector 1	Sector 2	Sector 3	T. Spd	Elapsed
25 Lanan Racing 1. Michael BENHAM 2. Duncan TAPPY Norma M 30 - Nissan LMP3															
1	1	4:15.583	2:18.903	1:16.830	39.850	142.8	4:15.583								
2	1	2:28.087	42.718	1:07.757	37.612	215.0	6:43.670								
3	1	2:37.499	40.726	1:14.803	41.970	258.0	9:21.169								
4	1	2:29.875	41.694	1:10.161	38.020	218.9	11:51.044								
5	1	2:27.071	40.610	1:09.084	37.377	261.7	14:18.115								
6	1	5:56.145	4:03.532	1:14.685	37.928	202.5	20:14.260								
7	1	2:21.964	41.061	1:04.000	36.903	258.6	22:36.224								
8	1	2:18.941	40.276	1:02.873	35.792	261.7	24:55.165								
9	1	2:26.802	40.130	1:03.091	43.581	263.0	27:21.967								
10	1	2:21.480	39.906	1:05.460	36.114	263.6	29:43.447								
11	1	2:19.361	40.455	1:02.558	36.348	261.7	32:02.808								
12	1	2:18.870	39.709	1:03.032	36.129	266.9	34:21.678								
13	2	4:52.915	3:05.286	1:06.176	41.453	239.2	39:14.593								
14	2	2:17.970	39.937	1:02.410	35.623	263.0	41:32.563								
15	2	2:32.932	39.687	1:13.060	40.185	263.6	44:05.495								
30 CD Sport 1. Laurents HÖRR Norma M 30 - Nissan LMP3															
1	1	2:56.185	59.616	1:09.653	46.916	202.5	2:56.185								
2	1	2:52.371	58.628	1:07.056	46.687	221.6	5:48.556								
3	1	2:39.528	57.715	1:04.390	37.423	234.0	8:28.084								
4	1	2:19.937	40.216	1:03.179	36.542	261.1	10:48.021								
5	1	2:19.824	40.259	1:03.123	36.442	261.1	13:07.845								
6	1	2:23.563	40.529	1:05.814	37.220	262.4	15:31.408								
7	1	5:22.354	3:33.346	1:10.249	38.759	201.4	20:53.762								
8	1	2:21.828	41.707	1:04.109	36.012	247.4	23:15.590								
9	1	2:17.102	39.338	1:02.394	35.370	264.3	25:32.692								
10	1	2:17.753	39.379	1:01.756	36.618	264.9	27:50.445								
11	1	2:16.434	39.166	1:01.563	35.705	264.9	30:06.879								
12	1	2:16.245	39.240	1:01.636	35.369	265.6	32:23.124								
13	1	2:16.811	38.971	1:01.646	36.194	267.6	34:39.935								
14	1	2:15.690	39.072	1:01.246	35.372	266.2	36:55.625								
15	1	20:02.274	...	1:03.385	39.069	238.2	56:57.899								
16	1	2:17.754	39.641	1:02.050	36.063	261.7	59:15.653								
32 United Autosports 1. Colin BRAUN Ligier JS P3 - Nissan LMP3															
1	1	2:40.021	54.281	1:08.315	37.425	213.7	2:40.021								
2	1	2:21.296	41.249	1:03.256	36.791	245.2	5:01.317								
3	1	2:20.335	41.301	1:02.897	36.137	247.4	7:21.652								
4	1	2:18.930	40.860	1:02.055	36.015	249.1	9:40.582								
5	1	2:21.161	40.898	1:03.699	36.564	250.3	12:01.743								
6	1	5:21.642	3:39.871	1:05.362	36.409	235.6	17:23.385								
7	1	2:18.995	40.790	1:02.310	35.895	250.8	19:42.380								
8	1	2:18.849	40.810	1:02.096	35.943	251.4	22:01.229								
9	1	2:17.166	40.379	1:01.144	35.643	250.8	24:18.395								
10	1	2:19.457	40.066	1:03.153	36.238	252.6	26:37.852								
11	1	2:18.208	40.277	1:01.989	35.942	251.4	28:56.060								
12	1	9:22.376	7:38.287	1:02.954	41.135	156.8	38:18.436								
13	1	2:18.765	40.708	1:02.143	35.914	250.3	40:37.201								
14	1	8:27.448	6:48.638	1:02.360	36.450	240.8	49:04.649								
15	1	2:20.219	40.253	1:03.342	36.624	250.8	51:24.868								
16	1	2:17.919	40.224	1:01.680	36.015	252.6	53:42.787								
17	1	6:28.097	4:49.386	1:02.109	36.602	239.7	1:00:10.884								
18	1	2:17.865	40.056	1:02.004	35.805	260.5	1:02:28.749								
19	1	2:17.732	40.338	1:01.496	35.898	252.0	1:04:46.481								
20	1	7:19.173	5:38.343	1:02.080	38.750	244.1	1:12:05.654								
21	1	2:18.128	39.981	1:01.502	36.645	254.4	1:14:23.782								
22	1	5:25.906	3:42.832	1:04.820	38.254	232.0	1:19:49.688								
23	1	2:16.936	40.154	1:00.931	35.851	252.0	1:22:06.624								
24	1	2:15.830	39.790	1:00.431	35.609	253.8	1:24:22.454								
25	1	2:15.628	39.803	1:00.137	35.688	253.8	1:26:38.082								
26	1	8:06.790	6:22.575	1:02.178	42.037	241.3	1:34:44.872								
27	1	2:18.981	40.133	1:02.066	36.782	253.8	1:37:03.853								
28	1	2:18.160	40.606	1:00.705	36.849	250.3	1:39:22.013								
29	1	7:13.503	5:32.683	1:02.269	38.551	240.3	1:46:35.516								
30	1	2:24.427	40.015	1:00.696	43.716	252.6	1:48:59.943								
31	1	6:36.523	4:53.724	1:01.687	41.112	187.5	1:55:36.466								
39 Graff 1. Adrien TROUILLET Norma M 30 - Nissan LMP3															



MLMC Collective Test Day


4 Hours of SPA-FRANCORCHAMPS

MLMC Afternoon Test

Sector Analysis

■ Personal Best
 ■ Session Best
 ■ Crossing the finish line in pit lane

Lap	D	Time	Sector 1	Sector 2	Sector 3	T. Spd	Elapsed	Lap	D	Time	Sector 1	Sector 2	Sector 3	T. Spd	Elapsed
1	1	3:19.832	1:24.260	1:14.990	40.582	204.1	3:19.832	21	1	2:25.212	42.729	1:05.189	37.294	248.5	1:29:52.692
2	1	2:28.073	42.384	1:07.666	38.023	252.6	5:47.905	22	1	2:23.945	40.761	1:05.613	37.571	256.2	1:32:16.637
3	1	2:25.576	41.207	1:06.562	37.807	255.0	8:13.481	23	1	2:24.787	40.914	1:05.013	38.860	255.6	1:34:41.424
4	1	2:24.466	41.542	1:05.719	37.205	252.0	10:37.947	24	1	2:22.261	40.452	1:04.804	37.005	258.0	1:37:03.685
5	1	2:25.834	41.273	1:07.260	37.301	258.6	13:03.781	25	1	2:24.102	41.880	1:04.356	37.866	258.6	1:39:27.787
6	1	5:58.179	4:06.747	1:12.561	38.871	212.9	19:01.960	26	1	5:30.007	3:45.788	1:05.682	38.537	243.0	1:44:57.794
7	1	2:24.827	41.391	1:05.894	37.542	252.6	21:26.787	27	1	2:23.225	40.791	1:04.991	37.443	255.0	1:47:21.019
8	1	2:21.550	40.481	1:04.500	36.569	258.6	23:48.337	28	1	2:26.496	42.253	1:05.538	38.705	249.7	1:49:47.515
9	1	2:22.929	40.283	1:06.311	36.335	259.2	26:11.266	29	1	2:26.036	40.371	1:07.330	38.335	258.0	1:52:13.551
10	1	2:19.361	40.231	1:03.199	35.931	258.0	28:30.627	30	1	2:23.508	40.545	1:04.505	38.458	258.0	1:54:37.059
11	1	2:18.618	39.738	1:02.798	36.082	261.7	30:49.245	<div style="border: 1px solid black; padding: 5px;"> 51 Spirit Of Race Ferrari 488 GT3 GT3 1.Christoph ULRICH 2.Maurizio MEDIANI </div>							
12	1	2:18.541	39.874	1:02.656	36.011	261.1	33:07.786								
13	1	2:18.309	39.658	1:02.513	36.138	264.3	35:26.095								
14	1	2:17.788	39.528	1:02.278	35.982	264.3	37:43.883								
15	1	2:19.471	40.003	1:03.300	36.168	259.9	40:03.354								
16	1	19:26.867	...	1:08.740	36.406	232.5	59:30.221								
17	1	2:22.123	40.014	1:03.163	38.946	256.2	1:01:52.344								
18	1	2:24.681	42.020	1:05.888	36.773	251.4	1:04:17.025								
19	1	2:17.812	39.662	1:02.365	35.785	264.3	1:06:34.837								
20	1	2:17.555	39.505	1:02.242	35.808	263.6	1:08:52.392								
21	1	2:19.220	39.559	1:03.456	36.205	265.6	1:11:11.612								
22	1	2:20.023	39.610	1:03.875	36.538	264.3	1:13:31.635								
23	1	2:18.372	39.779	1:02.624	35.969	263.0	1:15:50.007								
24	1	2:17.062	39.350	1:02.017	35.695	264.3	1:18:07.069								
25	1	2:17.477	39.461	1:02.244	35.772	263.6	1:20:24.546								
26	1	2:20.444	39.760	1:04.441	36.243	262.4	1:22:44.990								
27	1	11:45.525	...	1:08.901	36.444	233.0	1:34:30.515								
28	1	2:19.278	39.848	1:03.384	36.046	262.4	1:36:49.793								
29	1	2:17.949	39.816	1:02.265	35.868	262.4	1:39:07.742								
30	1	2:18.322	40.001	1:02.295	36.026	263.0	1:41:26.064								
31	1	2:20.448	39.878	1:04.264	36.306	262.4	1:43:46.512								
32	1	2:18.663	39.826	1:02.670	36.167	263.0	1:46:05.175								
33	1	2:19.075	40.278	1:02.424	36.373	262.4	1:48:24.250								
34	1	2:22.378	39.430	1:06.467	36.481	264.9	1:50:46.628								
<div style="border: 1px solid black; padding: 5px;"> 40 Graff Norma M 30 - Nissan LMP3 1.Adrien CHILA 2.Marc-Antoine DANNIELOI </div>								1	2	3:56.783	1:59.814	1:15.703	41.266	190.4	3:56.783
								2	2	2:30.787	43.718	1:09.062	38.007	218.5	6:27.570
								3	2	2:25.542	42.381	1:05.447	37.714	250.3	8:53.112
								4	2	2:25.642	40.754	1:07.825	37.063	258.6	11:18.754
								5	2	2:20.473	40.809	1:03.322	36.342	259.9	13:39.227
								6	2	2:40.672 B	42.639	1:09.735	48.298	179.4	16:19.899
								7	2	26:36.510	...	1:09.738	38.032	207.6	42:56.409
								8	2	2:21.438	41.246	1:03.836	36.356	255.0	45:17.847
								9	2	2:18.876	40.316	1:02.693	35.867	259.9	47:36.723
								10	2	2:19.094	40.103	1:03.248	35.743	261.7	49:55.817
								11	2	2:20.242	40.509	1:03.105	36.628	257.4	52:16.059
								12	2	2:20.796	39.858	1:03.665	37.273	263.0	54:36.855
								13	2	12:36.439	...	1:03.909	36.453	245.7	1:07:13.294
								14	2	2:20.215	40.113	1:03.226	36.876	260.5	1:09:33.509
								15	2	2:18.070	39.861	1:02.301	35.908	263.6	1:11:51.579
								16	2	2:20.694	39.726	1:04.927	36.041	263.6	1:14:12.273
								17	2	2:17.722	39.571	1:01.988	36.163	262.4	1:16:29.995
18	2	2:18.589	39.586	1:03.030	35.973	262.4	1:18:48.584								
19	2	2:19.656	39.584	1:03.590	36.482	261.1	1:21:08.240								
20	1	6:19.240	4:31.878	1:09.220	38.142	223.0	1:27:27.480								
<div style="border: 1px solid black; padding: 5px;"> 59 RLR Msport Ligier JS P3 - Nissan LMP3 1.Ross WARBURTON 2.Alex KAPADIA </div>								1	2	6:33.498	4:38.393	1:13.571	41.534	189.4	6:33.498
								2	2	2:28.859	45.561	1:06.017	37.281	218.9	9:02.357
								3	2	2:20.309	40.852	1:02.912	36.545	248.5	11:22.666
								4	2	2:31.724	46.322	1:08.887	36.515	192.5	13:54.390
								5	2	2:20.164	40.723	1:02.762	36.679	252.6	16:14.554



MLMC Collective Test Day

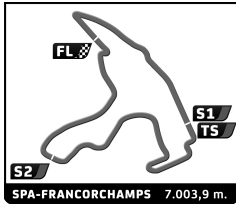
4 Hours of SPA-FRANCORCHAMPS

MLMC Afternoon Test

Sector Analysis

█ Personal Best
 █ Session Best
 █ Crossing the finish line in pit lane

Lap	D	Time	Sector 1	Sector 2	Sector 3	T. Spd	Elapsed	Lap	D	Time	Sector 1	Sector 2	Sector 3	T. Spd	Elapsed
6	2	2:18.802	40.496	1:02.044	36.262	253.2	18:33.356	33	2	2:20.847	39.763	1:04.119	36.965	262.4	1:56:52.556
7	1	5:09.471	3:15.328	1:12.856	41.287	212.5	23:42.827	71 AF Corse 1.Piergiuseppe PERAZZINI 2.Marco CIOCI Ferrari 488 GT3 GT3							
8	1	2:32.042	43.000	1:09.937	39.105	245.7	26:14.869								
9	1	2:28.238	42.342	1:07.148	38.748	244.6	28:43.107								
10	1	2:26.057	42.065	1:05.895	38.097	247.4	31:09.164								
11	1	2:34.278	46.040	1:08.880	39.358	240.8	33:43.442								
12	1	2:26.553	42.309	1:06.171	38.073	247.4	36:09.995								
13	2	33:32.266	...	1:07.081	37.286	214.6	1:09:42.261								
14	2	2:20.078	40.694	1:03.080	36.304	255.0	1:12:02.339								
15	2	2:19.243	40.150	1:02.573	36.520	259.9	1:14:21.582								
16	2	2:19.824	40.317	1:03.293	36.214	256.2	1:16:41.406								
17	2	2:17.913	39.984	1:01.744	36.185	257.4	1:18:59.319								
18	2	8:23.666	6:40.550	1:06.197	36.919	223.0	1:27:22.985								
19	2	2:19.070	41.137	1:01.960	35.973	251.4	1:29:42.055								
20	2	2:16.559	39.851	1:01.024	35.684	256.8	1:31:58.614								
21	2	2:16.465	39.927	1:00.888	35.650	257.4	1:34:15.079								
22	2	2:16.458	39.858	1:00.746	35.854	256.8	1:36:31.537								
23	2	2:16.638	39.817	1:00.941	35.880	257.4	1:38:48.175								
24	2	2:16.114	39.795	1:00.606	35.713	257.4	1:41:04.289								
25	2	9:36.065	7:53.471	1:03.812	38.782	238.7	1:50:40.354								
26	2	2:18.518	40.254	1:01.733	36.531	258.0	1:52:58.872								
27	2	2:17.605	39.915	1:01.397	36.293	258.6	1:55:16.477								
65 Graff 1.Françoise HERIAU 2.Damien DELAFOSSE	1	2:51.595	1:01.963	1:10.603	39.029	192.5	2:51.595	Norma M 30 - Nissan LMP3							
	2	2:24.671	42.133	1:05.860	36.678	243.5	5:16.266								
3	2	2:23.957	40.495	1:06.926	36.536	249.7	7:40.223								
4	2	2:20.607	40.416	1:03.778	36.413	259.2	10:00.830								
5	2	11:12.185	9:24.804	1:09.806	37.575	215.9	21:13.015								
6	2	2:20.662	40.287	1:04.188	36.187	259.9	23:33.677								
7	2	2:18.527	39.508	1:02.882	36.137	265.6	25:52.204								
8	2	2:17.673	39.477	1:02.258	35.938	263.6	28:09.877								
9	2	2:17.641	39.554	1:02.197	35.890	263.6	30:27.518								
10	2	2:20.986	40.199	1:04.643	36.144	213.3	32:48.504								
11	2	2:16.814	39.430	1:01.742	35.642	264.9	35:05.318								
12	1	14:46.354	...	1:08.490	38.294	231.0	49:51.672								
13	1	2:23.345	41.201	1:04.840	37.304	256.8	52:15.017								
14	1	2:23.283	40.849	1:05.407	37.027	259.9	54:38.300								
15	1	2:21.441	40.713	1:03.922	36.806	261.7	56:59.741								
16	1	2:21.668	40.427	1:04.341	36.900	261.1	59:21.409								
17	1	2:20.603	40.277	1:03.566	36.760	260.5	1:01:42.012								
18	1	2:20.237	40.174	1:03.349	36.714	260.5	1:04:02.249								
19	1	2:20.060	40.262	1:03.276	36.522	261.1	1:06:22.309								
20	1	8:50.557	7:05.964	1:07.174	37.419	239.7	1:15:12.866								
21	1	2:23.281	41.553	1:04.576	37.152	257.4	1:17:36.147								
22	1	2:21.881	40.920	1:03.884	37.077	259.2	1:19:58.028								
23	1	2:20.466	40.417	1:03.507	36.542	259.9	1:22:18.494								
24	1	2:20.464	40.244	1:03.654	36.566	261.1	1:24:38.958								
25	1	2:19.898	40.264	1:03.234	36.400	260.5	1:26:58.856								
26	1	2:20.357	40.258	1:03.605	36.494	262.4	1:29:19.213								
27	2	5:14.096	3:33.447	1:04.287	36.362	239.7	1:34:33.309								
28	2	2:18.695	39.953	1:02.727	36.015	263.6	1:36:52.004								
29	2	2:29.472	39.901	1:10.743	38.828	263.6	1:39:21.476								
30	2	10:26.515	8:44.757	1:04.873	36.885	234.0	1:49:47.991								
31	2	2:24.108	40.093	1:06.283	37.732	250.3	1:52:12.099								
32	2	2:19.610	40.017	1:03.151	36.442	263.0	1:54:31.709								
77 Kessel Racing 1.Claudio SCHIAVONI 2.Andrea PICCINI	1	2:49.984	53.078	1:15.636	41.270	223.0	2:49.984	Ferrari 488 GT3 GT3							
2	2	2:30.642	42.567	1:08.182	39.893	247.4	5:20.626								
3	2	2:30.840	40.930	1:06.231	43.679	256.2	7:51.466								
4	2	2:23.023	40.695	1:04.931	37.397	258.0	10:14.489								
5	2	2:22.389	40.713	1:04.642	37.034	257.4	12:36.878								
6	1	7:36.283	5:40.917	1:11.485	43.881	231.5	20:13.161								
7	1	2:36.148	44.656	1:10.957	40.535	248.5	22:49.309								
8	1	2:32.663	43.261	1:09.911	39.491	249.7	25:21.972								
9	1	2:31.318	43.022	1:08.461	39.835	248.5	27:53.290								
10	1	2:31.325	42.525	1:09.460	39.340	226.7	30:24.615								
11	1	2:32.025	42.889	1:10.099	39.037	238.7	32:56.640								
12	1	2:33.201	42.853	1:08.702	41.646	249.7	35:29.841								
13	1	2:30.793	42.920	1:08.288	39.585	249.7	38:00.634								
14	1	5:24.257	3:29.522	1:13.709	41.026	225.8	43:24.891								
15	1	2:35.850	43.425	1:11.171	41.254	248.0	46:00.741								
16	1	2:30.668	42.376	1:08.202	40.090	250.3	48:31.409								
17	1	2:29.566	42.518	1:07.952	39.096	251.4	51:00.975								
18	1	2:29.099	42.379	1:07.691	39.029	249.7	53:30.074								
19	1	2:29.642	43.064	1:07.479	39.099	251.4	55:59.716								
20	1	2:28.345	42.144	1:07.192	39.009	252.0	58:28.061								
21	1	2:27.591	41.975	1:06.921	38.695	250.3	1:00:55.652								
22	1	2:29.857	42.728	1:08.439	38.690	246.8	1:03:25.509								
23	1	2:28.224	41.869	1:07.482	38.873	251.4	1:05:53.733								
24	2	7:04.075	5:06.709	1:11.033	46.333	241.3	1:12:57.808								



MLMC Collective Test Day

4 Hours of SPA-FRANCORCHAMPS

MLMC Afternoon Test

Sector Analysis

■ Personal Best
 ■ Session Best
 ■ Crossing the finish line in pit lane

Lap	D	Time	Sector 1	Sector 2	Sector 3	T. Spd	Elapsed	Lap	D	Time	Sector 1	Sector 2	Sector 3	T. Spd	Elapsed
25	2	2:23.383	40.512	1:05.247	37.624	258.6	1:15:21.191	40	1	2:27.668	41.782	1:07.392	38.494	256.2	1:57:12.926
26	2	2:21.094	40.308	1:04.072	36.714	258.6	1:17:42.285	98 Motorsport98 1.Eric DE DONCKER 2.Dino LUNARDI Ligier JS P3 - Nissan LMP3							
27	2	2:20.606	40.281	1:03.823	36.502	258.6	1:20:02.891								
28	2	2:20.250	40.215	1:03.600	36.435	258.6	1:22:23.141								
29	2	2:20.198	40.042	1:03.564	36.592	259.9	1:24:43.339								
30	2	2:20.441	39.986	1:03.528	36.927	259.2	1:27:03.780								
31	1	8:28.104	6:39.390	1:09.367	39.347	228.6	1:35:31.884								
32	1	2:29.785	42.755	1:07.723	39.307	249.1	1:38:01.669								
33	1	2:29.328	42.157	1:08.333	38.838	251.4	1:40:30.997								
34	1	2:30.648	42.524	1:07.916	40.208	250.3	1:43:01.645								
35	1	2:30.206	42.148	1:07.755	40.303	253.2	1:45:31.851								
36	1	2:29.448	42.482	1:07.832	39.134	251.4	1:48:01.299								
37	1	2:28.521	42.141	1:07.486	38.894	251.4	1:50:29.820								
38	1	2:30.316	42.298	1:08.479	39.539	252.0	1:53:00.136								
39	1	2:28.640	42.170	1:07.420	39.050	253.2	1:55:28.776								
88 Ebimotors 1.Paolo VENEROSI 2.Alessandro BACCANI Porsche 911 GT3 R GT3								11	1	9:20.518	7:33.373	1:08.598	38.547	225.3	42:38.307
1	1	4:40.354	2:40.061	1:19.180	41.113	204.8	4:40.354	12	1	2:27.889	42.619	1:07.105	38.165	246.8	45:06.196
2	1	2:28.808	42.484	1:07.555	38.769	253.2	7:09.162	13	1	2:27.315	42.527	1:06.615	38.173	246.3	47:33.511
3	1	2:28.552	43.207	1:06.795	38.550	249.1	9:37.714	14	1	2:28.143	42.573	1:07.383	38.187	244.6	50:01.654
4	1	2:28.111	41.793	1:08.074	38.244	255.0	12:05.825	15	1	2:25.788	42.291	1:05.743	37.754	248.0	52:27.442
5	1	2:26.115	41.334	1:06.529	38.252	256.8	14:31.940	16	1	2:24.974	41.688	1:05.755	37.531	249.1	54:52.416
6	1	2:24.970	41.200	1:05.952	37.818	258.0	16:56.910	17	1	2:24.719	41.724	1:05.317	37.678	249.7	57:17.135
7	1	2:35.417	41.167	1:11.628	42.622	259.2	19:32.327	18	1	2:24.728	41.445	1:05.802	37.481	248.5	59:41.863
8	1	5:59.611	3:52.081	1:23.462	44.068	175.9	25:31.938	19	1	9:06.795	7:11.665	1:16.203	38.927	233.0	1:08:48.658
9	1	2:35.396	45.200	1:10.535	39.661	242.4	28:07.334	20	1	2:26.685	41.895	1:06.548	38.242	249.1	1:11:15.343
10	1	2:30.587	42.530	1:08.678	39.379	252.0	30:37.921	21	1	2:26.417	41.911	1:06.622	37.884	248.0	1:13:41.760
11	1	2:29.756	42.408	1:08.369	38.979	254.4	33:07.677	22	1	2:26.126	41.741	1:06.121	38.264	248.5	1:16:07.886
12	1	2:29.325	42.397	1:07.923	39.005	256.2	35:37.002	23	1	2:23.981	41.472	1:04.919	37.590	249.1	1:18:31.867
13	1	2:28.590	41.752	1:08.025	38.813	256.2	38:05.592	24	1	2:23.957	41.592	1:05.112	37.253	248.0	1:20:55.824
14	1	2:28.539	41.803	1:07.738	38.998	253.8	40:34.131	25	1	2:24.014	41.409	1:05.052	37.553	249.7	1:23:19.838
15	1	2:28.129	41.669	1:07.800	38.660	255.0	43:02.260	26	1	2:24.113	41.213	1:05.548	37.352	251.4	1:25:43.951
16	1	5:37.970	3:41.364	1:17.495	39.111	108.7	48:40.230	27	1	11:07.792	9:14.821	1:11.471	41.500	215.0	1:36:51.743
17	1	2:23.850	40.926	1:05.363	37.561	258.6	51:04.080	28	1	2:31.954	44.486	1:07.362	40.106	246.8	1:39:23.697
18	1	2:26.158	40.701	1:06.754	38.703	260.5	53:30.238	29	1	2:28.010	44.105	1:06.159	37.746	246.3	1:41:51.707
19	1	2:23.816	40.697	1:05.644	37.475	259.9	55:54.054	30	1	2:23.987	41.521	1:05.379	37.087	249.1	1:44:15.694
20	1	2:24.444	41.097	1:05.992	37.355	259.2	58:18.498	31	1	2:24.826	41.319	1:05.809	37.698	250.3	1:46:40.520
21	1	2:23.695	40.460	1:05.163	38.072	259.2	1:00:42.193	32	1	2:22.993	41.110	1:04.644	37.239	252.0	1:49:03.513
22	1	5:28.275	3:37.141	1:11.800	39.334	233.0	1:06:10.468	33	1	2:21.957	41.025	1:03.907	37.025	250.8	1:51:25.470
23	1	2:29.856	41.927	1:08.519	39.410	255.6	1:08:40.324	34	1	2:21.974	40.915	1:04.177	36.882	252.0	1:53:47.444
24	1	2:28.281	41.266	1:07.929	39.086	258.0	1:11:08.605	35	1	2:22.141	40.922	1:04.344	36.875	251.4	1:56:09.585
25	1	2:30.230	41.496	1:08.576	40.158	257.4	1:13:38.835								
26	1	2:30.837	41.859	1:08.409	40.569	255.0	1:16:09.672								
27	1	2:29.391	41.811	1:08.124	39.456	255.0	1:18:39.063								
28	1	2:28.758	41.906	1:07.779	39.073	255.6	1:21:07.821								
29	2	6:38.196	4:37.056	1:20.324	40.816	154.1	1:27:46.017								
30	2	2:35.154	42.681	1:12.797	39.676	251.4	1:30:21.171								
31	2	2:23.911	40.589	1:05.630	37.692	260.5	1:32:45.082								
32	2	2:22.647	40.939	1:04.642	37.066	260.5	1:35:07.729								
33	2	2:28.856	40.588	1:04.763	43.505	261.1	1:37:36.585								
34	2	2:23.269	40.856	1:04.728	37.685	259.9	1:39:59.854								
35	1	4:46.921	2:57.954	1:09.694	39.273	235.1	1:44:46.775								
36	1	2:29.490	41.971	1:08.634	38.885	253.2	1:47:16.265								
37	1	2:28.167	41.702	1:07.724	38.741	254.4	1:49:44.432								
38	1	2:31.706	41.753	1:07.830	42.123	256.2	1:52:16.138								
39	1	2:29.120	41.878	1:07.336	39.906	255.0	1:54:45.258								