

# Michelin Le Mans Cup


## SPA-Francorchamps Round

### Free Practice 1

### Sector Analysis

■ Personal Best 
 ■ Session Best 
 ■ Crossing the finish line in pit lane

Lap	D	Time	Sector 1	Sector 2	Sector 3	T. Spd	Elapsed	Lap	D	Time	Sector 1	Sector 2	Sector 3	T. Spd	Elapsed
<b>2</b>		<b>Ecurie Escosse / Nielsen</b>					Ligier JS P3 - Nissan								
		1. Anthony WELLS					LMP3								
		2. James LITTLEJOHN													
1	1	6:19.561	3:41.920	1:40.967	56.674	131.8	6:19.561								
2	1	3:30.787	1:00.779	1:34.842	55.166	132.1	9:50.348								
3	1	3:18.364	58.987	1:29.781	49.596	157.5	13:08.712								
4	2	6:56.366	4:54.272	1:19.336	42.758	162.9	20:05.078								
5	2	2:44.450	45.925	1:15.690	42.835	198.8	22:49.528								
6	2	2:46.181	48.646	1:16.131	41.404	170.6	25:35.709								
7	2	2:39.106	44.811	1:13.306	40.989	222.0	28:14.815								
8	2	2:38.224	44.112	1:13.402	40.710	223.9	30:53.039								
9	2	2:37.436	43.942	1:12.971	<b>40.523</b>	231.5	33:30.475								
10	2	2:44.209	44.160	1:14.484	45.565	235.6	36:14.684								
11	2	<b>2:36.989</b>	<b>43.723</b>	<b>1:12.494</b>	40.772	237.6	38:51.673								
12	2	2:47.432	44.110	1:13.017	50.305	241.3	41:39.105								
13	2	2:37.905	43.818	1:13.206	40.881	239.2	44:17.010								
14	1	5:28.070	3:26.228	1:17.796	44.046	172.8	49:45.080								
15	1	2:44.303	45.230	1:16.269	42.804	203.3	52:29.383								
16	1	2:42.011	44.576	1:15.188	42.247	210.8	55:11.394								
17	1	2:40.844	44.619	1:14.467	41.758	215.4	57:52.238								
18	1	2:41.416	44.577	1:14.145	42.694	222.0	1:00:33.654								
<b>3</b>		<b>DKR Engineering</b>					Norma M 30 - Nissan								
		1. Léonard HOOGENBOOM					LMP3								
		2. Jens PETERSEN													
1	2	6:19.801	<b>B</b> 3:33.028	1:39.853	1:06.920	147.2	6:19.801								
2	2	5:58.548	3:39.473	1:30.791	48.284	165.2	12:18.349								
3	2	3:00.390	50.547	1:24.827	45.016	160.3	15:18.739								
4	2	2:49.304	48.079	1:18.101	43.124	180.0	18:08.043								
5	2	2:44.195	46.189	1:15.813	42.193	192.8	20:52.238								
6	2	2:42.135	45.418	1:14.446	42.271	192.8	23:34.373								
7	2	2:40.243	44.947	1:13.895	41.401	194.2	26:14.616								
8	2	2:41.159	44.799	1:14.576	41.784	213.3	28:55.775								
9	2	2:48.923	<b>B</b> 44.828	1:15.425	48.670	198.5	31:44.698								
10	1	5:10.681	3:11.142	1:17.681	41.858	194.9	36:55.379								
11	1	2:44.346	43.922	1:17.103	43.321	249.1	39:39.725								
12	1	2:39.993	43.823	1:14.961	41.209	237.6	42:19.718								
13	1	2:37.731	43.364	1:13.459	40.908	249.7	44:57.449								
14	1	2:36.376	43.584	1:12.651	40.141	207.6	47:33.825								
15	1	2:36.125	43.453	<b>1:12.184</b>	40.488	246.3	50:09.950								
16	1	2:46.520	43.650	1:22.129	40.741	249.1	52:56.470								
17	1	2:38.919	43.592	1:14.464	40.863	230.6	55:35.389								
18	1	2:36.743	43.113	1:13.692	<b>39.938</b>	249.1	58:12.132								
19	1	<b>2:35.535</b>	<b>43.110</b>	1:12.326	40.099	248.0	1:00:47.667								
<b>4</b>		<b>Brookspeed International</b>					Ligier JS P3 - Nissan								
		1. John SCHAUERMAN					LMP3								
		2. Nicolas RONDET													
1	2	3:55.867	<b>B</b> 1:00.096	1:47.064	1:08.707	123.8	3:55.867								
2	2	31:47.301	...	1:21.020	44.076	154.8	35:43.168								
3	2	2:43.997	45.856	1:15.804	42.337	227.6	38:27.165								
4	2	<b>2:41.397</b>	44.781	<b>1:14.524</b>	<b>42.092</b>	239.7	41:08.562								
5	2	2:41.904	<b>44.614</b>	1:14.918	42.372	221.1	43:50.466								
6	1	6:55.859	4:35.071	1:30.933	49.855	173.9	50:46.325								
7	1	3:06.075	50.017	1:28.756	47.302	210.8	53:52.400								
8	1	2:55.550	48.514	1:21.780	45.256	184.0	56:47.950								
9	1	2:54.642	48.165	1:21.379	45.098	186.2	59:42.592								
10	1	2:51.299	47.002	1:19.759	44.538	183.0	1:02:33.891								
<b>8</b>		<b>Kessel Racing</b>					Ferrari 488 GT3								
		1. Sergio PIANEZZOLA					GT3								
		2. Giacomo PICCINI													
1	1	5:33.948	<b>B</b> 2:28.527	1:49.624	1:15.797	144.3	5:33.948								
2	1	25:42.481	...	1:22.974	45.896	173.7	31:16.429								
3	1	2:49.927	49.521	1:17.863	42.543	190.8	34:06.356								
4	1	2:43.972	45.999	1:15.728	42.245	234.0	36:50.328								
5	1	2:42.179	45.025	1:15.157	41.997	218.9	39:32.507								
6	1	2:41.682	44.678	1:15.326	41.678	208.8	42:14.189								
7	1	2:41.238	44.603	1:14.928	41.707	229.1	44:55.427								
8	1	2:53.405	<b>B</b> 45.227	1:18.609	49.569	184.3	47:48.832								
9	1	5:05.891	3:07.239	1:17.080	41.572	201.0	52:54.723								
10	1	2:41.806	44.344	1:15.271	42.191	227.2	55:36.529								
11	1	2:40.377	<b>43.629</b>	1:15.210	41.538	238.7	58:16.906								
12	1	<b>2:39.813</b>	43.649	<b>1:14.643</b>	<b>41.521</b>	238.7	1:00:56.719								
<b>14</b>		<b>RLR M Sport</b>					Ligier JS P3 - Nissan								
		1. John FARANO					LMP3								
		2. Job VAN UITERT													
1	2	13:31.987	...	1:23.777	44.921	152.2	13:31.987								
2	2	2:45.735	47.848	1:15.537	42.350	188.5	16:17.722								
3	2	2:43.385	46.642	1:15.005	41.738	185.2	19:01.107								
4	2	2:39.345	44.768	1:13.780	40.797	206.8	21:40.452								
5	2	2:37.415	44.002	1:12.760	40.653	225.3	24:17.867								
6	2	2:37.517	43.683	1:13.124	40.710	223.9	26:55.384								
7	2	2:36.123	43.496	1:12.465	<b>40.162</b>	226.7	29:31.507								
8	2	<b>2:35.805</b>	<b>43.331</b>	<b>1:12.279</b>	40.195	226.2	32:07.312								
9	1	13:29.887	...	1:23.251	46.225	170.9	45:37.199								
10	1	3:00.944	47.713	1:22.601	50.630	177.3	48:38.143								
11	1	7:36.071	5:31.029	1:21.074	43.968	215.0	56:14.214								
12	1	2:49.201	45.792	1:18.579	44.830	195.2	59:03.415								
13	1	2:49.857	46.149	1:19.023	44.685	205.2	1:01:53.272								
<b>20</b>		<b>DB Autosport</b>					Norma M 30 - Nissan								
		1. Nicolas MAULINI					LMP3								
		2. Jean-Ludovic FOUBERT													
1	1	4:48.010	2:17.825	1:37.354	52.831	143.1	4:48.010								
2	1	3:19.780	<b>B</b> 55.452	1:26.082	58.246	175.9	8:07.790								
3	1	11:19.385	9:16.774	1:19.905	42.706	162.0	19:27.175								
4	1	2:41.856	45.560	1:15.082	41.214	204.1	22:09.031								
5	1	2:39.124	44.184	1:13.737	41.203	220.7	24:48.155								
6	1	2:40.056	44.170	1:13.859	42.027	215.4	27:28.211								
7	1	<b>2:37.249</b>	43.852	<b>1:12.765</b>	<b>40.632</b>	228.1	30:05.460								
8	1	2:45.679	<b>B</b> <b>43.593</b>	1:12.946	49.140	230.1	32:51.139								
9	2	5:47.216	3:39.677	1:22.942	44.597	185.5	38:38.355								
10	2	2:50.701	48.013	1:19.012	43.676	208.8	41:29.056								
11	2	2:46.297	45.704	1:17.006	43.587	230.6	44:15.353								
12	2	2:46.151	45.308	1:17.564	43.279	233.0	47:01.504								
13	2	2:45.208	45.387	1:16.561	43.260	228.6	49:46.712								
14	2	2:45.093	45.133	1:16.792	43.168	211.6	52:31.805								
15	2	2:42.749	44.949	1:15.712	42.088	213.7	55:14.554								
16	2	2:41.742	44.544	1:15.173	42.025	228.6	57:56.296								
17	2	2:40.920	44.150	1:15.096	41.674	215.0	1:00:37.216								
<b>21</b>		<b>DB Autosport</b>					Norma M 30 - Nissan								
		1. Jacques WOLFF					LMP3								
		2. Nicolas SCHATZ													
1	1	5:27.452	2:45.797	1:37.987	1:03.668	137.9	5:27.452								
2	1	3:15.512	57.760	1:29.260	48.492	178.2	8:42.964								



# Michelin Le Mans Cup


## SPA-Francorchamps Round

### Free Practice 1

## Sector Analysis

■ Personal Best 
 ■ Session Best 
 ■ Crossing the finish line in pit lane

Lap	D	Time	Sector 1	Sector 2	Sector 3	T. Spd	Elapsed	Lap	D	Time	Sector 1	Sector 2	Sector 3	T. Spd	Elapsed								
3	1	2:56.053	49.161	1:22.508	44.384	181.8	11:39.017	9	1	3:00.257	49.884	1:24.784	45.589	167.5	40:24.007								
4	1	2:52.554	47.226	1:19.715	45.613	212.1	14:31.571	10	1	2:54.437	47.661	1:20.902	45.874	181.8	43:18.444								
5	1	2:50.774	47.093	1:19.608	44.073	191.1	17:22.345	11	1	2:52.497	47.470	1:19.882	45.145	198.1	46:10.941								
6	1	10:17.659	8:17.872	1:17.755	42.032	209.2	27:40.004	12	1	2:50.616	46.401	1:19.435	44.780	216.3	49:01.557								
7	1	2:57.397	45.367	1:22.875	49.155	223.9	30:37.401	13	1	2:48.967	46.235	1:18.872	43.860	204.5	51:50.524								
8	1	2:46.253	44.854	1:15.100	46.299	244.1	33:23.654	14	1	2:45.465	45.766	1:16.761	42.938	213.3	54:35.989								
9	1	2:47.243	44.488	1:14.221	48.534	238.2	36:10.897	15	1	2:47.481	45.710	1:18.469	43.302	200.3	57:23.470								
10	2	5:47.233	3:32.588	1:26.483	48.162	156.8	41:58.130	16	1	2:47.848	46.367	1:17.823	43.658	211.6	1:00:11.318								
11	2	2:54.850	47.832	1:20.679	46.339	215.9	44:52.980	<div style="border: 1px solid black; padding: 5px;"> <h3>25 Lanan Racing</h3> <p>1. Michael BENHAM 2. Duncan TAPPY</p> <p style="text-align: right;">Norma M 30 - Nissan LMP3</p> </div>															
12	2	2:54.530	46.475	1:22.028	46.027	220.7	47:47.510																
13	2	2:50.019	46.205	1:19.176	44.638	199.2	50:37.529																
14	2	2:49.861	46.285	1:19.222	44.354	213.7	53:27.390																
15	2	2:48.227	47.122	1:17.578	43.527	196.3	56:15.617																
16	2	2:50.857	45.767	1:20.830	44.260	200.3	59:06.474																
17	2	2:59.795	47.655	1:18.210	53.930	214.2	1:02:06.269																
<div style="border: 1px solid black; padding: 5px;"> <h3>22 United Autosports</h3> <p>1. James McGUIRE 2. Matthew BELL</p> <p style="text-align: right;">Ligier JS P3 - Nissan LMP3</p> </div>															1	2	18:58.727	...	1:19.129	41.701	165.2	18:58.727	
															2	2	2:40.990	44.572	1:14.704	41.714	234.0	21:39.717	
															3	2	2:39.328	43.798	1:14.800	40.730	239.7	24:19.045	
															4	2	2:38.231	43.836	1:14.006	40.389	229.1	26:57.276	
															5	2	2:36.675	43.444	1:12.890	40.341	233.0	29:33.951	
															6	2	2:35.914	43.300	1:12.540	40.074	239.2	32:09.865	
															7	2	13:33.862	...	1:13.602	40.480	218.0	45:43.727	
															8	2	2:40.755	43.688	1:15.743	41.324	238.2	48:24.482	
															9	2	2:35.476	43.084	1:12.530	39.862	239.7	50:59.958	
															10	2	2:42.809	43.139	1:12.386	47.284	236.6	53:42.767	
								11	1	5:22.539	3:04.640	1:28.391	49.508	162.2	59:05.306								
								12	1	3:18.768	49.895	1:25.502	1:03.371	178.5	1:02:24.074								
<div style="border: 1px solid black; padding: 5px;"> <h3>23 United Autosports</h3> <p>1. Richard MEINS 2. Christian ENGLAND</p> <p style="text-align: right;">Ligier JS P3 - Nissan LMP3</p> </div>								1	2	25:23.572	...	1:22.070	46.235	180.6	25:23.572								
								2	2	2:46.673	46.398	1:17.121	43.154	216.7	28:10.245								
								3	2	2:41.869	44.793	1:15.058	42.018	234.0	30:52.114								
								4	2	2:43.867	46.499	1:15.222	42.146	229.6	33:35.981								
								5	2	2:41.064	44.347	1:14.660	42.057	232.0	36:17.045								
								6	1	6:15.984	3:59.583	1:27.312	49.089	151.3	42:33.029								
								7	1	3:02.668	53.520	1:22.121	47.027	171.7	45:35.697								
								8	1	2:54.801	47.688	1:20.887	46.226	182.1	48:30.498								
								9	1	2:53.631	47.259	1:20.168	46.204	209.2	51:24.129								
								10	1	2:51.126	46.976	1:19.590	44.560	212.5	54:15.255								
								11	1	2:51.090	46.422	1:19.608	45.060	215.9	57:06.345								
								12	1	2:57.675	46.235	1:17.978	53.462	227.2	1:00:04.020								
<div style="border: 1px solid black; padding: 5px;"> <h3>24 Cool Racing</h3> <p>1. Alexandre COIGNY 2. Antonin BORGA</p> <p style="text-align: right;">Ligier JS P3 - Nissan LMP3</p> </div>								1	2	4:51.890	2:30.927	1:30.337	50.626	150.7	4:51.890								
								2	2	2:57.520	52.268	1:20.443	44.809	171.5	7:49.410								
								3	2	2:53.176	48.382	1:17.551	47.243	205.2	10:42.586								
								4	2	12:32.797	...	1:15.775	42.405	182.1	23:15.383								
								5	2	2:42.768	44.747	1:15.860	42.161	240.8	25:58.151								
								6	2	2:39.507	44.071	1:13.840	41.596	216.7	28:37.658								
								7	2	2:48.430	43.534	1:23.017	41.879	246.3	31:26.088								
								8	1	5:57.662	3:31.532	1:35.201	50.929	166.7	37:23.750								
								<div style="border: 1px solid black; padding: 5px;"> <h3>30 CD Sport</h3> <p>1. Anthony PONS 2. Laurents HÖRR</p> <p style="text-align: right;">Norma M 30 - Nissan LMP3</p> </div>								1	2	3:25.127	50.521	1:37.439	57.167	147.8	3:25.127
																2	2	3:23.172	59.260	1:31.453	52.459	145.3	6:48.299
																3	2	3:08.907	57.257	1:24.257	47.393	156.4	9:57.206
																4	2	6:08.775	4:07.023	1:18.538	43.214	180.3	16:05.981
5	2	2:43.514	45.875	1:14.980	42.659	203.3	18:49.495																
6	1	6:22.470	3:58.366	1:27.096	57.008	140.9	25:11.965																
7	1	5:13.267	3:09.291	1:20.696	43.280	184.9	30:25.232																
8	1	2:45.780	46.347	1:16.645	42.788	206.8	33:11.012																
9	1	2:46.742	45.899	1:17.793	43.050	185.2	35:57.754																
10	1	2:41.779	44.765	1:15.284	41.730	226.2	38:39.533																
11	1	2:42.111	45.200	1:15.071	41.840	220.7	41:21.644																
12	1	2:43.159	45.656	1:15.347	42.156	209.6	44:04.803																
13	1	5:45.341	3:44.612	1:18.090	42.639	174.8	49:50.144																
14	1	2:44.100	46.137	1:15.923	42.040	203.7	52:34.244																
15	1	2:42.670	44.951	1:16.269	41.450	197.4	55:16.914																
16	1	2:41.018	44.377	1:14.968	41.673	201.0	57:57.932																
17	1	2:40.718	44.479	1:14.892	41.347	206.0	1:00:38.650																
<div style="border: 1px solid black; padding: 5px;"> <h3>32 United Autosports</h3> <p>1. Najaf HUSAIN 2. Colin BRAUN</p> <p style="text-align: right;">Ligier JS P3 - Nissan LMP3</p> </div>								1	1	15:37.898	...	1:37.408	52.729	139.5	15:37.898								
								2	1	3:04.852	53.237	1:24.830	46.785	153.5	18:42.750								
								3	1	2:57.392	49.931	1:21.948	45.513	175.6	21:40.142								
								4	1	2:57.087	51.179	1:20.508	45.400	167.7	24:37.229								
								5	1	2:52.549	48.139	1:18.423	45.987	209.6	27:29.778								
								6	1	2:51.288	48.569	1:18.818	43.901	159.6	30:21.066								
								7	1	2:49.066	46.195	1:18.840	44.031	195.9	33:10.132								
								8	1	2:48.054	45.849	1:18.002	44.203	199.9	35:58.186								



# Michelin Le Mans Cup


## SPA-Francorchamps Round

### Free Practice 1

## Sector Analysis

■ Personal Best 
 ■ Session Best 
 ■ Crossing the finish line in pit lane

Lap	D	Time	Sector 1	Sector 2	Sector 3	T. Spd	Elapsed	Lap	D	Time	Sector 1	Sector 2	Sector 3	T. Spd	Elapsed
<b>39</b> <b>Graff</b> Norma M 30 - Nissan LMP3															
1. Eric TROUILLET															
2. Adrien TROUILLET															
9	1	2:53.314	48.067	1:20.295	44.952	177.9	38:51.500	6	1	2:45.139	44.841	1:17.073	43.225	219.4	34:44.563
10	1	3:03.106 <b>B</b>	49.206	1:19.492	54.408	189.8	41:54.606	7	1	2:44.763	45.657	1:16.673	42.433	226.2	37:29.326
11	1	9:17.338	7:08.083	1:20.635	48.620	178.5	51:11.944	8	1	2:56.078 <b>B</b>	44.957	1:19.531	51.590	203.3	40:25.404
12	1	2:52.256	46.965	1:20.351	44.940	196.7	54:04.200	9	1	5:59.011	3:58.095	1:17.777	43.139	204.1	46:24.415
13	1	3:15.829	54.334	1:29.250	52.245	144.1	57:20.029	10	1	2:44.392	45.932	<b>1:16.086</b>	42.374	226.2	49:08.807
								11	1	<b>2:42.988</b>	44.645	1:16.160	<b>42.183</b>	229.6	51:51.795
								12	1	2:46.514	44.869	1:17.656	43.989	206.4	54:38.309
								13	1	2:49.606	44.829	1:17.794	46.983	190.8	57:27.915
								14	1	2:54.085 <b>B</b>	<b>44.531</b>	1:16.254	53.300	238.7	1:00:22.000
<b>51</b> <b>Spirit Of Race</b> Ferrari 488 GT3															
1. Christoph ULRICH															
2. Maurizio MEDIANI															
1	2	4:05.991	1:29.928	1:38.055	58.008	137.3	4:05.991	1	2	40:08.765	...	1:28.884	47.871	172.0	40:08.765
2	2	3:24.792	58.820	1:33.855	52.117	161.5	7:30.783	2	2	2:46.607	46.946	1:16.948	42.713	198.8	42:55.372
3	2	3:10.701	53.699	1:26.917	50.085	173.1	10:41.484	3	2	<b>2:43.622</b>	<b>45.149</b>	<b>1:15.938</b>	<b>42.535</b>	188.1	45:38.994
4	2	3:05.854	52.660	1:25.250	47.944	167.2	13:47.338	4	2	2:49.577	46.460	1:18.992	44.125	159.6	48:28.571
5	2	2:57.281	49.469	1:22.289	45.523	189.1	16:44.619	5	1	4:56.648	2:47.420	1:23.421	45.807	175.1	53:25.219
6	2	3:05.657 <b>B</b>	48.688	1:22.961	54.008	188.1	19:50.276	6	1	2:55.883	48.725	1:22.203	44.955	153.1	56:21.102
7	1	6:02.431	3:46.941	1:26.523	48.967	157.7	25:52.707	7	1	2:51.987	46.995	1:20.727	44.265	192.8	59:13.089
8	1	2:52.815	48.512	1:18.747	45.556	190.1	28:45.522	8	1	2:59.688	47.065	1:21.853	50.770	188.5	1:02:12.777
9	1	2:48.209	46.430	1:18.519	43.260	183.4	31:33.731								
10	1	2:56.280	45.869	1:27.308	43.103	228.6	34:30.011								
11	1	2:46.617	45.406	1:17.305	43.906	212.9	37:16.628								
12	1	2:44.740	44.826	1:17.229	42.685	207.6	40:01.368								
13	1	<b>2:42.374</b>	44.761	<b>1:15.442</b>	<b>42.171</b>	229.6	42:43.742								
14	1	2:45.676	44.779	1:18.437	42.460	177.9	45:29.418								
15	1	2:52.303 <b>B</b>	<b>44.426</b>	1:17.677	50.200	206.4	48:21.721								
16	2	5:19.350	3:16.435	1:19.295	43.620	182.4	53:41.071								
17	2	2:44.618	45.914	1:16.519	42.185	207.6	56:25.689								
18	2	2:45.269	45.301	1:16.383	43.585	214.2	59:10.958								
19	2	2:46.711	45.045	1:18.493	43.173	201.0	1:01:57.669								
<b>40</b> <b>Graff</b> Norma M 30 - Nissan LMP3															
1. Adrien CHILA															
2. Marc-Antoine DANNIELOI															
1	1	4:25.880	1:45.784	1:41.817	58.279	145.8	4:25.880								
2	1	6:10.453	3:40.775	1:35.453	54.225	176.2	10:36.333								
3	1	3:23.001	57.338	1:32.739	52.924	162.7	13:59.334								
4	1	3:11.924	54.734	1:27.594	49.596	173.1	17:11.258								
5	1	3:04.149	50.459	1:25.319	48.371	189.1	20:15.407								
6	1	2:58.229	48.803	1:23.044	46.382	196.3	23:13.636								
7	1	2:55.229	48.004	1:20.973	46.252	185.5	26:08.865								
8	1	2:54.717	46.667	1:20.442	47.608	211.2	29:03.582								
9	1	2:52.325	46.576	1:21.317	44.432	205.2	31:55.907								
10	1	2:48.449	45.632	1:18.066	44.751	219.4	34:44.356								
11	1	2:49.683	48.006	1:18.357	<b>43.320</b>	205.2	37:34.039								
12	1	2:57.389 <b>B</b>	45.465	1:19.297	52.627	210.8	40:31.428								
13	2	5:16.817	3:07.852	1:22.891	46.074	204.1	45:48.245								
14	2	2:49.487	46.738	1:18.888	43.861	202.2	48:37.732								
15	2	2:47.573	45.910	1:17.478	44.185	224.3	51:25.305								
16	2	5:06.755	3:02.827	<b>1:16.682</b>	47.246	213.3	56:32.060								
17	2	<b>2:46.990</b>	<b>45.362</b>	1:18.261	43.367	237.6	59:19.050								
18	2	2:48.904	45.486	1:17.336	46.082	221.6	1:02:07.954								
<b>50</b> <b>Kessel Racing</b> Ferrari 488 GT3															
1. Murod SULTANOV															
2. Matteo CRESSONI															
1	1	4:16.024 <b>B</b>	1:19.323	1:40.356	1:16.345		4:16.024								
2	1	19:20.318	...	1:28.883	49.285	142.4	23:36.342								
3	1	2:51.096	47.450	1:18.897	43.749	197.4	26:27.438								
4	1	2:46.606	45.560	1:18.109	42.937	206.0	29:14.044								
5	1	2:45.380	45.154	1:17.443	42.783	207.6	31:59.424								
<b>59</b> <b>RLR M Sport</b> Ligier JS P3 - Nissan LMP3															
1. Ross WARBURTON															
2. Alex KAPADIA															
1	2	3:23.080	49.309	1:35.057	58.714	146.0	3:23.080								
2	2	9:22.264	7:16.391	1:21.551	44.322	164.4	12:45.344								
3	2	2:45.608	46.726	1:16.453	42.429	201.0	15:30.952								
4	2	2:44.184	45.477	1:15.700	43.007	205.6	18:15.136								
5	2	10:47.170	8:45.724	1:17.610	43.836	146.4	29:02.306								
6	2	2:40.185	44.871	1:14.073	41.241	197.0	31:42.491								
7	2	2:37.454	43.746	<b>1:12.807</b>	40.901	218.0	34:19.945								
8	2	2:38.164	43.506	1:13.904	40.754	224.8	36:58.109								
9	2	2:38.008	43.362	1:13.700	40.946	215.0	39:36.117								
10	2	2:42.752	43.385	1:16.392	42.975	227.2	42:18.869								
11	2	10:41.442	8:47.112	1:13.590	40.740	199.2	53:00.311								
12	2	<b>2:37.085</b>	43.039	1:13.129	40.917	234.5	55:37.396								
13	2	2:37.491	43.752	1:13.346	40.393	200.7	58:14.887								
14	2	2:37.143	<b>42.804</b>	1:14.052	<b>40.287</b>	245.7	1:00:52.030								
<b>65</b> <b>Graff</b> Norma M 30 - Nissan LMP3															
1. François HERIAU															
2. Damien DELAFOSSE															
1	2	5:27.411	2:20.892	1:56.643	1:09.876		5:27.411								
2	1	20:32.164	...	1:22.698	46.176	167.7	25:59.575								
3	1	2:52.881	48.541	1:20.257	44.083	202.2	28:52.456								
4	1	2:50.813	46.856	1:19.984	43.973	190.1	31:43.269								
5	1	2:49.762	46.334	1:18.776	44.652	186.5	34:33.031								
6	1	2:48.948	45.842	1:16.955	46.151	210.0	37:21.979								
7	1	2:48.090	45.367	1:17.586	45.137	203.7	40:10.069								
8	1	3:02.140	46.128	1:23.878	52.134	189.8	43:12.209								
9	1	2:46.946	45.510	1:17.839	43.597	206.8	45:59.155								
10	1	<b>2:44.836</b>	<b>44.813</b>	<b>1:16.702</b>	<b>43.321</b>	213.3	48:43.991								
11	1	2:55.401 <b>B</b>	46.658	1:18.186	50.557	208.4	51:39.392								
12	2	6:50.059	4:33.997	1:27.733	48.329	165.2	58:29.451								
13	2	2:56.061	49.076	1:20.644	46.341	181.2	1:01:25.512								
<b>71</b> <b>AF Corse</b> Ferrari 488 GT3															
1. Piergiuseppe PERAZZINI															
2. Marco CIOCI															



# Michelin Le Mans Cup

## SPA-Francorchamps Round

### Free Practice 1

## Sector Analysis

■ Personal Best 
 ■ Session Best 
 ■ Crossing the finish line in pit lane

Lap	D	Time	Sector 1	Sector 2	Sector 3	T. Spd	Elapsed	Lap	D	Time	Sector 1	Sector 2	Sector 3	T. Spd	Elapsed
1	2	28:38.621	...	1:20.895	48.379	164.2	28:38.621	6	2	2:46.361	45.278	1:17.832	43.251	206.0	34:39.400
2	2	4:48.856	2:45.752	1:18.001	45.103	210.8	33:27.477	7	2	<b>2:44.792</b>	<b>45.271</b>	<b>1:16.282</b>	43.239	208.8	37:24.192
3	2	2:39.548	44.056	<b>1:14.003</b>	41.489	244.6	36:07.025	8	2	2:47.660	45.506	1:16.893	45.261	208.0	40:11.852
4	2	<b>2:38.971</b>	<b>43.654</b>	1:14.186	<b>41.131</b>	238.7	38:45.996	9	2	2:46.740	46.070	1:17.475	43.195	173.9	42:58.592
5	1	5:59.713	3:55.645	1:19.943	44.125	186.2	44:45.709	10	1	5:43.809	3:32.025	1:25.195	46.589	164.7	48:42.401
6	1	3:49.534	1:47.350	1:17.813	44.371	200.3	48:35.243	11	1	2:53.188	48.412	1:20.797	43.979	199.2	51:35.589
7	1	2:46.055	45.186	1:17.648	43.221	234.0	51:21.298	12	1	2:47.631	46.176	1:18.601	<b>42.854</b>	204.8	54:23.220
8	1	2:45.273	45.074	1:16.975	43.224	239.7	54:06.571	13	1	2:48.960	45.537	1:20.354	43.069	212.9	57:12.180
9	1	2:43.875	45.218	1:16.073	42.584	238.7	56:50.446	14	1	2:46.213	45.653	1:17.504	43.056	234.0	59:58.393
10	1	2:42.524	45.277	1:15.111	42.136	227.2	59:32.970	15	1	2:48.474	45.432	1:19.803	43.239	198.1	1:02:46.867
11	1	2:42.263	44.502	1:15.513	42.248	241.9	1:02:15.233								

77		Kessel Racing	Ferrari 488 GT3				
		1. Claudio SCHIAVONI	GT3				
		2. Andrea PICCINI					
1	2	5:16.886 B	2:22.685	1:48.417	1:05.784	5:16.886	
2	2	12:19.446	...	1:31.401	47.695	170.4	17:36.332
3	2	2:47.649	47.378	1:17.609	42.662	208.4	20:23.981
4	2	<b>2:43.118</b>	45.386	<b>1:15.931</b>	<b>41.801</b>	223.9	23:07.099
5	2	2:46.969	<b>44.715</b>	1:17.488	44.766	211.2	25:54.068
6	1	8:53.901	6:35.454	1:29.548	48.899	141.5	34:47.969
7	1	2:57.774	48.458	1:23.279	46.037	201.4	37:45.743
8	1	2:53.820	47.421	1:21.107	45.292	216.7	40:39.563
9	1	2:53.009	47.362	1:21.124	44.523	222.5	43:32.572
10	1	2:50.136	47.112	1:19.099	43.925	206.8	46:22.708
11	1	2:54.509	48.856	1:22.291	43.362	181.8	49:17.217
12	1	2:48.245	46.111	1:18.913	43.221	213.3	52:05.462
13	1	2:47.674	45.952	1:18.257	43.465	216.3	54:53.136
14	1	2:46.803	45.855	1:17.614	43.334	231.5	57:39.939
15	1	2:46.097	45.681	1:17.479	42.937	237.6	1:00:26.036

79		Ecurie Escosse / Nielsen	Ligier JS P3 - Nissan				
		1. Colin NOBLE	LMP3				
		2. Alasdair McCAIG					
1	1	11:43.178	9:39.162	1:20.298	43.718	193.5	11:43.178
2	1	2:55.827	49.031	1:20.691	46.105	179.4	14:39.005
3	1	9:27.051	7:30.095	1:15.091	41.865	203.3	24:06.056
4	1	2:38.549	44.460	1:13.304	<b>40.785</b>	231.5	26:44.605
5	1	<b>2:37.724</b>	<b>43.804</b>	<b>1:13.080</b>	40.840	234.5	29:22.329
6	1	2:39.074	44.102	1:13.182	41.790	228.1	32:01.403
7	2	5:18.095 B	2:58.140	1:26.902	53.053	154.6	37:19.498
8	2	3:40.076	1:39.161	1:17.526	43.389	193.8	40:59.574
9	2	2:43.013	45.507	1:14.569	42.937	207.2	43:42.587
10	2	2:43.897	45.207	1:15.822	42.868	193.2	46:26.484
11	2	2:46.553	46.198	1:18.203	42.152	180.3	49:13.037
12	2	2:41.170	44.571	1:14.415	42.184	212.1	51:54.207
13	2	2:42.408	44.975	1:15.757	41.676	196.7	54:36.615
14	2	2:42.778	45.600	1:15.395	41.783	188.8	57:19.393
15	2	2:39.819	44.355	1:13.375	42.089	226.7	59:59.212
16	2	2:43.550	45.099	1:15.153	43.298	206.0	1:02:42.762

88		Ebimotors	Porsche 911 GT3 R				
		1. Paolo VENEROSI	GT3				
		2. Alessandro BACCANI					
1	2	5:03.700 B	1:50.201	1:52.081	1:21.418	5:03.700	
2	2	14:15.343	...	1:28.789	47.767	19:19.043	
3	2	3:08.691 B	46.958	1:23.239	58.494	189.8	22:27.734
4	2	6:37.392	4:24.897	1:20.727	51.768		29:05.126
5	2	2:47.913	46.455	1:17.572	43.886	185.2	31:53.039

98		Motorsport98	Ligier JS P3 - Nissan				
		1. Eric de DONCKER	LMP3				
		2. Dino LUNARDI					
1	2	6:07.461 B	3:34.468	1:32.188	1:00.805	141.5	6:07.461
2	2	8:35.109	6:31.869	1:19.362	43.878	199.9	14:42.570
3	2	2:46.358	46.103	1:17.553	42.702	212.9	17:28.928
4	2	2:41.358	44.656	1:14.937	41.765	233.5	20:10.286
5	2	2:39.812	43.735	1:15.143	40.934	209.2	22:50.098
6	2	2:37.314	43.340	1:13.243	40.731	238.2	25:27.412
7	2	5:50.565	3:56.729	1:13.376	40.460	216.7	31:17.977
8	2	<b>2:36.414</b>	43.344	<b>1:12.839</b>	<b>40.231</b>	247.4	33:54.391
9	2	2:37.751	<b>43.095</b>	1:14.252	40.404	245.7	36:32.142
10	1	6:02.439	3:45.485	1:28.124	48.830	142.0	42:34.581
11	1	2:54.609	48.442	1:20.518	45.649	199.2	45:29.190
12	1	2:52.673	48.104	1:19.689	44.880	203.7	48:21.863
13	1	2:54.655	51.751	1:18.310	44.594	208.8	51:16.518
14	1	2:52.669	46.728	1:19.775	46.166	220.2	54:09.187
15	1	2:52.225	48.518	1:19.191	44.516	208.4	57:01.412
16	1	2:49.341	46.535	1:18.540	44.266	220.2	59:50.753
17	1	2:51.155	46.047	1:19.975	45.133	206.0	1:02:41.908

99		NRace	Ligier JS P3 - Nissan				
		1. Alain COSTA	LMP3				
		2. Johan-Boris SCHEIER					
1	2	4:19.144 B	1:23.686	1:44.856	1:10.602	120.5	4:19.144
2	2	18:43.162	...	1:24.312	45.557	160.1	23:02.306
3	2	2:48.415	47.479	1:16.114	44.822	188.5	25:50.721
4	2	2:42.749	45.411	1:15.171	42.167	213.3	28:33.470
5	2	2:41.586	45.211	1:14.267	42.108	216.7	31:15.056
6	2	2:44.969	44.926	1:16.428	43.615	227.6	34:00.025
7	2	5:51.797	3:52.807	1:16.962	<b>42.028</b>	167.7	39:51.822
8	2	<b>2:40.855</b>	<b>44.607</b>	<b>1:13.907</b>	42.341	218.0	42:32.677
9	2	2:42.451	44.785	1:14.213	43.453	218.5	45:15.128
10	1	10:32.311	8:14.014	1:30.367	47.930	161.3	55:47.439
11	1	2:50.195	46.916	1:19.075	44.204	205.2	58:37.634
12	1	2:53.783	48.120	1:19.843	45.820	193.5	1:01:31.417