

Michelin Le Mans Cup

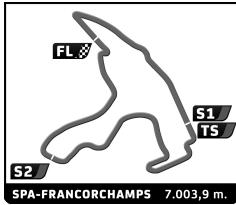
SPA-Francorchamps Round

Free Practice 2

Sector Analysis

■ Personal Best
 ■ Session Best
 ■ Crossing the finish line in pit lane

Lap	D	Time	Sector 1	Sector 2	Sector 3	T. Spd	Elapsed	Lap	D	Time	Sector 1	Sector 2	Sector 3	T. Spd	Elapsed	
20		DB Autosport Norma M 30 - Nissan LMP3														
		1.Nicolas MAULINI														
		2.Jean-Ludovic FOUBERT														
1	1	2:52.010	57.067	1:15.609	39.334	199.6	2:52.010	1	1	3:41.171	1:35.588	1:21.549	44.034	187.5	3:41.171	
2	1	2:24.991	41.878	1:04.992	38.121	256.8	5:17.001	2	1	2:39.158	44.666	1:13.834	40.658	240.3	6:20.329	
3	1	2:19.277	40.090	1:02.791	36.396	261.7	7:36.278	3	1	2:29.573	42.489	1:08.472	38.612	253.8	8:49.902	
4	1	2:21.245	39.754	1:04.544	36.947	264.9	9:57.523	4	1	2:28.620	41.882	1:07.241	39.497	257.4	11:18.522	
5	1	2:16.976	39.606	1:01.588	35.782	265.6	12:14.499	5	1	2:24.831	41.702	1:06.186	36.943	256.8	13:43.353	
6	1	2:16.800	39.512	1:01.526	35.762	264.3	14:31.299	6	1	2:26.747	41.236	1:07.954	37.557	259.2	16:10.100	
7	1	7:31.088	5:49.840	1:04.109	37.139	237.6	22:02.387	7	1	2:25.407	41.305	1:06.355	37.747	258.6	18:35.507	
8	1	2:16.380	39.335	1:01.316	35.729	263.6	24:18.767	8	1	2:22.463	40.593	1:05.054	36.816	259.9	20:57.970	
9	1	2:19.210	41.615	1:01.980	35.615	263.0	26:37.977	9	1	2:22.761	40.445	1:05.374	36.942	260.5	23:20.731	
10	1	2:18.179	38.975	1:01.803	37.401	266.9	28:56.156	10	1	2:23.592	40.604	1:05.856	37.132	261.1	25:44.323	
11	2	5:00.775	3:15.343	1:06.264	39.168	240.3	33:56.931	11	1	2:23.503	40.868	1:05.917	36.718	260.5	28:07.826	
12	2	2:23.845	42.094	1:04.590	37.161	253.8	36:20.776	12	1	2:22.223	40.575	1:05.045	36.603	260.5	30:30.049	
13	2	2:22.151	40.899	1:04.414	36.838	259.9	38:42.927	13	1	2:22.197	40.035	1:05.624	36.538	263.0	32:52.246	
14	2	2:21.857	40.577	1:03.946	37.334	261.1	41:04.784	14	1	2:22.198	40.383	1:05.182	36.633	259.9	35:14.444	
15	2	2:21.847	40.701	1:03.753	37.393	259.2	43:26.631	15	1	2:34.654	B	40.614	1:04.769	49.271	259.9	37:49.098
16	2	2:20.108	40.464	1:03.318	36.326	259.9	45:46.739	16	1	7:44.018	5:52.475	1:12.714	38.829	225.8	45:33.116	
17	2	4:05.124	2:15.451	1:10.679	38.994	222.5	49:51.863	17	1	2:26.536	42.269	1:07.365	36.902	253.2	47:59.652	
18	2	2:27.957	43.109	1:07.102	37.746	221.1	52:19.820	18	1	2:23.504	41.293	1:05.478	36.733	254.4	50:23.156	
19	2	2:20.840	40.668	1:03.719	36.453	259.9	54:40.660	19	1	2:21.819	40.465	1:04.923	36.431	259.9	52:44.975	
20	2	2:20.090	40.127	1:02.976	36.987	263.0	57:00.750	20	1	2:23.288	40.983	1:05.585	36.720	256.2	55:08.263	
21	2	2:19.944	40.152	1:03.392	36.400	261.7	59:20.694	21	1	2:21.537	40.351	1:04.474	36.712	260.5	57:29.800	
22	2	2:19.559	39.851	1:03.285	36.423	264.3	1:01:40.253	22	1	2:47.626	46.004	1:04.369	57.253	259.9	1:00:17.426	
21		DB Autosport Norma M 30 - Nissan LMP3														
		1.Jacques WOLFF														
		2.Nicolas SCHATZ														
1	2	2:53.829	57.695	1:16.899	39.235	189.4	2:53.829	1	1	3:26.169	1:11.332	1:29.743	45.094	140.7	3:26.169	
2	2	2:25.910	41.447	1:05.044	39.419	258.6	5:19.739	2	1	2:38.829	45.788	1:12.565	40.476	232.0	6:04.998	
3	2	2:18.427	39.573	1:02.790	36.064	266.2	7:38.166	3	1	2:30.244	43.762	1:07.845	38.637	250.3	8:35.242	
4	2	2:23.587	39.250	1:06.956	37.381	268.2	10:01.753	4	1	2:25.443	42.032	1:05.507	37.904	255.0	11:00.685	
5	2	2:18.817	39.394	1:02.536	36.887	267.6	12:20.570	5	1	2:23.126	41.110	1:04.278	37.738	256.8	13:23.811	
6	2	2:16.733	39.341	1:01.328	36.064	267.6	14:37.303	6	1	2:22.072	40.859	1:03.856	37.357	258.6	15:45.883	
7	2	2:16.834	39.129	1:01.871	35.834	266.9	16:54.137	7	1	2:21.787	40.729	1:04.431	36.627	258.6	18:07.670	
8	2	2:16.106	39.209	1:01.136	35.761	266.9	19:10.243	8	1	2:21.364	40.665	1:04.248	36.451	259.2	20:29.034	
9	2	2:16.519	39.038	1:01.717	35.764	268.9	21:26.762	9	1	2:21.850	41.191	1:04.089	36.570	253.2	22:50.884	
10	2	2:15.795	39.084	1:00.869	35.842	266.2	23:42.557	10	1	2:21.692	40.855	1:04.134	36.703	256.8	25:12.576	
11	2	2:21.540	38.969	1:06.586	35.985	269.6	26:04.097	11	1	2:21.638	40.797	1:03.961	36.880	259.9	27:34.214	
12	2	2:16.379	39.308	1:01.424	35.647	267.6	28:20.476	12	1	2:22.007	40.869	1:04.282	36.856	258.6	29:56.221	
13	1	5:29.049	3:41.199	1:08.212	39.638	202.9	33:49.525	13	1	2:21.947	40.706	1:04.578	36.663	258.0	32:18.168	
14	1	2:24.920	41.476	1:05.687	37.757	257.4	36:14.445	14	2	4:24.926	2:45.557	1:03.086	36.283	243.5	36:43.094	
15	1	2:25.272	41.730	1:05.664	37.878	257.4	38:39.717	15	2	2:17.627	40.212	1:01.715	35.700	260.5	39:00.721	
16	1	2:24.546	41.130	1:05.561	37.855	259.2	41:04.263	16	2	2:31.512	39.470	1:11.401	40.641	265.6	41:32.233	
17	1	2:26.240	42.463	1:06.380	37.397	258.6	43:30.503	17	2	2:22.440	39.640	1:06.676	36.124	263.0	43:54.673	
18	1	2:24.783	41.076	1:06.253	37.454	245.2	45:55.286	18	2	2:17.168	39.574	1:01.780	35.814	264.3	46:11.841	
								19	2	2:16.010	39.148	1:01.370	35.492	264.3	48:27.851	
								20	2	2:16.166	39.318	1:01.372	35.476	263.0	50:44.017	
								21	2	2:16.785	39.161	1:00.895	36.729	264.3	53:00.802	
								22	2	2:15.576	39.086	1:01.064	35.426	264.9	55:16.378	
								23	2	2:16.986	39.051	1:02.498	35.437	266.9	57:33.364	



Michelin Le Mans Cup

SPA-Francorchamps Round

Free Practice 2

Sector Analysis

■ Personal Best ■ Session Best B Crossing the finish line in pit lane

Lap	D	Time	Sector 1	Sector 2	Sector 3	T. Spd	Elapsed	Lap	D	Time	Sector 1	Sector 2	Sector 3	T. Spd	Elapsed
24	2	2:18.334	39.049	1:02.804	36.481	267.6	59:51.698	1	2	2:48.657	52.249	1:16.048	40.360	188.5	2:48.657
25	2	2:22.113	39.372	1:03.874	38.867	266.2	1:02:13.811	2	2	2:27.508	41.604	1:04.677	41.227	240.8	5:16.165

24 Cool Racing

Ligier JS P3 - Nissan LMP3

1. Alexandre COIGNY
2. Antonin BORGA

1	2	2:30.797	41.560	1:10.445	38.792	210.8	2:30.797
2	2	4:21.260	2:35.447	1:08.758	37.055	221.6	6:52.057
3	2	2:22.258	40.721	1:05.260	36.277	256.8	9:14.315
4	2	2:17.802	39.931	1:01.926	35.945	259.9	11:32.117
5	2	2:16.988	39.503	1:01.711	35.774	262.4	13:49.105
6	2	2:17.071	39.463	1:01.501	36.107	263.6	16:06.176
7	2	2:16.440	39.619	1:01.026	35.795	263.6	18:22.616
8	1	5:54.227	4:06.921	1:09.582	37.724	223.0	24:16.843
9	1	2:26.155	43.575	1:05.847	36.733	248.5	26:42.998
10	1	2:21.568	40.920	1:03.792	36.856	255.6	29:04.566
11	1	2:21.181	40.980	1:03.558	36.643	255.0	31:25.747
12	1	2:21.985	40.855	1:03.835	37.295	256.2	33:47.732
13	1	2:20.895	40.746	1:03.423	36.726	258.6	36:08.627
14	1	2:20.889	40.753	1:03.731	36.405	257.4	38:29.516
15	1	2:20.736	40.569	1:03.819	36.348	256.2	40:50.252
16	1	2:20.847	40.641	1:03.829	36.377	256.8	43:11.099
17	1	2:22.418	40.461	1:03.661	38.296	258.0	45:33.517
18	2	4:29.861	2:50.136	1:03.523	36.202	237.1	50:03.378
19	2	2:17.610	39.661	1:02.063	35.886	260.5	52:20.988
20	2	2:17.185	39.666	1:01.683	35.836	263.6	54:38.173
21	2	2:17.968	39.568	1:02.413	35.987	263.6	56:56.141
22	2	2:16.564	39.505	1:01.138	35.921	261.7	59:12.705
23	2	2:17.224	39.496	1:02.115	35.613	261.1	1:01:29.929

25 Lanan Racing

Norma M 30 - Nissan LMP3

1. Michael BENHAM
2. Duncan TAPPY

1	2	4:31.237	2:31.534	1:18.931	40.772	151.3	4:31.237
2	2	2:27.910	41.790	1:04.641	41.479	251.4	6:59.147
3	2	2:19.819	39.967	1:02.526	37.326	263.0	9:18.966
4	2	2:15.535	39.231	1:01.080	35.224	266.9	11:34.501
5	2	2:15.187	38.910	1:00.893	35.384	268.2	13:49.688
6	2	7:20.117	5:42.278	1:02.285	35.554	245.7	21:09.805
7	2	2:14.837	39.192	1:00.506	35.139	266.2	23:24.642
8	2	2:17.724	38.699	1:02.914	36.111	268.9	25:42.366
9	1	4:39.373	2:54.805	1:07.851	36.717	186.2	30:21.739
10	1	2:25.823	39.892	1:06.692	39.239	264.3	32:47.562
11	1	2:18.382	39.731	1:02.621	36.030	264.3	35:05.944
12	1	2:35.905	39.459	1:02.432	54.014	266.2	37:41.849
13	1	2:20.137	40.702	1:03.257	36.178	265.6	40:01.986
14	1	2:17.932	39.342	1:02.370	36.220	267.6	42:19.918
15	1	2:24.555	39.243	1:02.198	43.114	266.2	44:44.473
16	1	2:18.653	40.312	1:02.186	36.155	263.6	47:03.126
17	1	2:17.680	39.625	1:01.680	36.375	264.9	49:20.806
18	1	2:18.537	40.781	1:01.855	35.901	261.1	51:39.343
19	1	2:17.164	39.353	1:01.900	35.911	264.9	53:56.507
20	1	2:18.247	39.373	1:02.774	36.100	266.2	56:14.754
21	1	2:17.085	39.242	1:02.009	35.834	266.2	58:31.839
22	1	2:17.546	39.095	1:02.537	35.914	267.6	1:00:49.385

30 CD Sport

Norma M 30 - Nissan LMP3

1. Anthony PONS
2. Laurents HÖRR

32 United Autosports

Ligier JS P3 - Nissan LMP3

1. Najaf HUSAIN
2. Colin BRAUN

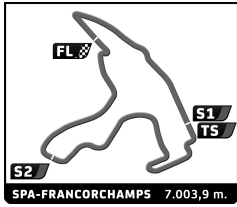
1	2	3:28.884	1:26.820	1:19.931	42.133	166.7	3:28.884
2	2	2:26.915	43.436	1:06.682	36.797	228.1	5:55.799
3	2	2:19.881	40.977	1:02.834	36.070	256.8	8:15.680
4	2	2:21.655	40.596	1:04.497	36.562	258.0	10:37.335
5	1	4:14.131	2:31.021	1:05.425	37.685	221.1	14:51.466
6	1	2:25.067	41.973	1:04.324	38.770	255.0	17:16.533
7	1	2:22.833	41.432	1:03.782	37.619	257.4	19:39.366
8	1	2:23.778	41.113	1:04.370	38.295	259.2	22:03.144
9	1	2:22.908	41.240	1:04.284	37.384	258.0	24:26.052
10	1	2:24.212	42.840	1:04.042	37.330	258.0	26:50.264
11	1	2:22.056	40.685	1:04.054	37.317	258.6	29:12.320
12	1	2:21.895	40.838	1:03.652	37.405	258.0	31:34.215
13	1	2:21.930	40.781	1:03.878	37.271	260.5	33:56.145
14	1	5:45.854	4:04.164	1:04.511	37.179	245.7	39:41.999
15	1	2:21.196	40.697	1:03.708	36.791	259.2	42:03.195
16	1	2:21.063	40.617	1:03.638	36.808	259.2	44:24.258
17	1	2:21.097	40.578	1:03.620	36.899	259.9	46:45.355
18	1	2:21.460	40.544	1:04.130	36.786	259.9	49:06.815
19	1	3:31.213	1:49.124	1:05.291	36.798	244.1	52:38.028
20	1	2:21.316	40.779	1:03.946	36.591	259.9	54:59.344
21	1	2:21.695	41.590	1:03.524	36.581	255.0	57:21.039
22	1	2:20.491	40.270	1:03.730	36.491	260.5	59:41.530
23	1	2:20.303	40.420	1:03.382	36.501	261.1	1:02:01.833

39 Graff

Norma M 30 - Nissan LMP3

1. Eric TROUILLET
2. Adrien TROUILLET

1	2	2:39.814	43.443	1:15.824	40.547	195.9	2:39.814
2	2	2:25.183	42.458	1:05.540	37.185	254.4	5:04.997
3	2	2:20.588	40.762	1:03.523	36.303	264.3	7:25.585
4	2	2:18.077	39.962	1:02.153	35.962	263.0	9:43.662
5	2	2:23.130	39.498	1:02.023	41.609	266.2	12:06.792
6	2	2:18.016	39.547	1:02.123	36.346	266.2	14:24.808
7	2	2:17.326	39.613	1:01.905	35.808	265.6	16:42.134
8	1	8:44.474	6:53.395	1:10.863	40.216	202.2	25:26.608



Michelin Le Mans Cup


SPA-Francorchamps Round

Free Practice 2

Sector Analysis

■ Personal Best ■ Session Best B Crossing the finish line in pit lane

Lap	D	Time	Sector 1	Sector 2	Sector 3	T. Spd	Elapsed	Lap	D	Time	Sector 1	Sector 2	Sector 3	T. Spd	Elapsed
1	1	2:40.092	42.517	1:15.991	41.584	192.1	2:40.092	9	1	5:03.066	3:11.577	1:11.380	40.109	159.8	27:00.396
2	1	2:29.144	43.562	1:07.568	38.014	218.0	5:09.236	10	1	2:29.521	42.048	1:08.096	39.377	255.6	29:29.917
3	1	2:23.589	41.413	1:04.776	37.400	255.6	7:32.825	11	1	2:27.729	41.672	1:07.389	38.668	256.8	31:57.646
4	1	2:25.271	40.578	1:06.810	37.883	263.0	9:58.096	12	1	2:27.232	41.711	1:07.482	38.039	255.6	34:24.878
5	1	2:23.115	40.199	1:04.975	37.941	264.9	12:21.211	13	1	2:33.097	41.601	1:09.782	41.714	256.2	36:57.975
6	1	2:22.329	40.243	1:04.825	37.261	263.0	14:43.540	14	1	2:27.168	41.706	1:07.158	38.304	256.8	39:25.143
7	1	2:21.437	40.232	1:04.045	37.160	264.9	17:04.977	15	2	4:31.668	2:41.463	1:06.670	43.535	242.4	43:56.811
8	1	2:25.837	40.328	1:08.248	37.261	264.3	19:30.814	16	2	2:21.732	40.377	1:04.629	36.726	259.9	46:18.543
9	1	2:24.186	40.558	1:06.352	37.276	263.6	21:55.000	17	2	2:19.724	39.719	1:03.781	36.224	261.1	48:38.267
10	1	2:22.060	40.173	1:04.203	37.684	264.3	24:17.060	18	2	2:28.543	39.546	1:09.615	39.382	263.6	51:06.810
11	1	2:25.195	43.472	1:04.901	36.822	242.4	26:42.255	19	2	4:05.169	2:15.411	1:08.003	41.755	250.3	55:11.979
12	1	2:20.305	40.173	1:03.479	36.653	263.0	29:02.560	20	2	2:19.817	39.897	1:03.707	36.213	260.5	57:31.796
13	2	5:17.527	3:34.407	1:05.875	37.245	211.2	34:20.087	21	2	2:19.325	39.787	1:03.320	36.218	261.7	59:51.121
14	2	2:19.401	40.015	1:03.085	36.301	264.3	36:39.488	22	2	2:18.897	39.617	1:03.170	36.110	261.7	1:02:10.018
15	2	2:18.263	39.439	1:02.588	36.236	266.9	38:57.751	79 Ecurie Escosse / Nielsen Ligier JS P3 - Nissan LMP3							
16	2	2:17.577	39.406	1:02.117	36.054	266.2	41:15.328	1. Colin NOBLE							
17	2	2:16.886	39.121	1:01.719	36.046	267.6	43:32.214	2. Alasdair McCAIG							
18	2	2:20.696	39.343	1:04.159	37.194	266.2	45:52.910	1	2	3:21.440	1:09.514	1:27.703	44.223	148.6	3:21.440
19	2	2:21.105	39.388	1:05.362	36.355	267.6	48:14.015	2	2	2:30.523	43.990	1:07.940	38.593	243.0	5:51.963
20	2	2:18.316	39.221	1:02.939	36.156	266.2	50:32.331	3	2	2:22.779	41.732	1:04.599	36.448	252.6	8:14.742
21	2	10:01.856	7:52.642	1:23.600	45.614	156.1	1:00:34.187	4	2	2:22.162	41.230	1:04.482	36.450	256.2	10:36.904
71 AF Corse Ferrari 488 GT3								1. Piergiuseppe PERAZZINI GT3							
2. Marco CIOCI								2. Alasdair McCAIG							
1	1	3:35.564	1:09.228	1:36.042	50.294	135.8	3:35.564	5	2	2:23.268	41.625	1:05.314	36.329	253.8	13:00.172
2	1	2:51.772	56.330	1:15.612	39.830	169.3	6:27.336	6	2	2:21.024	41.418	1:03.254	36.352	253.2	15:21.196
3	1	2:28.654	42.287	1:08.476	37.891	255.0	8:55.990	7	2	2:19.817	40.947	1:02.625	36.245	255.6	17:41.013
4	1	2:26.650	41.096	1:07.877	37.677	261.1	11:22.640	8	2	2:20.001	40.546	1:03.084	36.371	256.8	20:01.014
5	1	2:24.501	40.655	1:06.345	37.501	262.4	13:47.141	9	2	2:19.633	40.651	1:02.993	35.989	255.6	22:20.647
6	1	6:19.456	4:24.895	1:15.884	38.677	208.0	20:06.597	10	2	4:05.842	2:26.130	1:03.499	36.213	244.1	26:26.489
7	1	2:26.283	42.128	1:06.988	37.167	259.2	22:32.880	11	2	2:18.330	40.123	1:02.197	36.010	258.6	28:44.819
8	1	2:22.389	40.377	1:04.908	37.104	263.0	24:55.269	12	2	2:18.385	40.224	1:01.987	36.174	258.0	31:03.204
9	1	2:21.648	40.311	1:04.533	36.804	261.1	27:16.917	13	2	2:20.071	40.085	1:03.172	36.814	259.2	33:23.275
10	1	2:20.971	40.072	1:04.218	36.681	261.1	29:37.888	14	2	2:18.190	39.729	1:02.294	36.167	259.9	35:41.465
11	1	2:20.942	40.147	1:04.191	36.604	261.1	31:58.830	15	2	2:21.473	39.683	1:05.210	36.580	261.7	38:02.938
12	2	5:31.049	3:36.457	1:09.259	45.333	247.4	37:29.879	16	1	4:17.527	2:38.392	1:03.087	36.048	235.6	42:20.465
13	2	2:21.289	40.327	1:04.540	36.422	261.1	39:51.168	17	1	2:17.733	39.841	1:01.783	36.109	260.5	44:38.198
14	2	2:20.592	39.561	1:04.590	36.441	263.0	42:11.760	18	1	2:16.557	39.692	1:01.024	35.841	259.2	46:54.755
15	2	2:29.042	39.794	1:06.722	42.526	263.6	44:40.802	19	1	2:16.320	39.346	1:01.292	35.682	259.9	49:11.075
16	2	5:15.039	3:32.453	1:05.862	36.724	186.2	49:55.841	20	1	2:15.733	39.474	1:00.627	35.632	259.9	51:26.808
17	2	2:21.287	39.759	1:05.218	36.310	263.0	52:17.128	21	1	2:16.161	39.459	1:01.085	35.617	263.0	53:42.969
18	2	2:20.217	39.662	1:03.791	36.764	263.6	54:37.345	22	1	2:15.397	39.439	1:00.596	35.362	261.1	55:58.366
19	2	2:26.229	39.549	1:05.822	40.858	264.3	57:03.574	23	1	2:15.547	39.380	1:00.599	35.568	262.4	58:13.913
20	2	2:23.101	39.600	1:07.265	36.236	263.6	59:26.675	24	1	2:16.833	39.330	1:00.960	36.543	262.4	1:00:30.746
21	2	2:20.232	39.611	1:03.968	36.653	264.3	1:01:46.907	88 Ebimotors Porsche 911 GT3 R							
77 Kessel Racing Ferrari 488 GT3								1. Paolo VENEROSI GT3							
2. Andrea PICCINI								2. Alessandro BACCANI							
1	1	3:57.983	1:47.520	1:24.328	46.135	172.5	3:57.983	1	2	3:32.446	1:22.751	1:26.220	43.475	127.9	3:32.446
2	1	2:44.431	46.857	1:15.048	42.526	242.4	6:42.414	2	2	2:33.024	43.256	1:10.466	39.302	250.3	6:05.470
3	1	2:40.653	45.563	1:12.907	42.183	248.0	9:23.067	3	2	2:27.202	42.024	1:06.728	38.450	258.6	8:32.672
4	1	2:32.314	43.051	1:09.481	39.782	253.8	11:55.381	4	2	2:25.712	41.197	1:06.470	38.045	260.5	10:58.384
5	1	2:31.965	42.547	1:09.871	39.547	254.4	14:27.346	5	2	2:27.070	41.741	1:05.485	39.844	256.8	13:25.454
6	1	2:31.845	42.628	1:09.663	39.554	246.3	16:59.191	6	2	2:27.473	40.898	1:07.638	38.937	261.7	15:52.927
7	1	2:29.111	42.256	1:07.693	39.162	255.6	19:28.302	7	2	2:23.284	40.496	1:05.286	37.502	263.0	18:16.211
8	1	2:29.028	42.081	1:08.416	38.531	255.0	21:57.330	8	2	2:23.241	40.538	1:05.054	37.649	261.7	20:39.452
								9	2	2:23.889	40.621	1:05.710	37.558	261.1	23:03.341
								10	1	4:55.936	3:07.229	1:09.172	39.535	234.5	27:59.277
								11	1	2:28.059	42.226	1:07.269	38.564	258.6	30:27.336
								12	1	2:29.884	41.512	1:09.795	38.577	258.6	32:57.220



Michelin Le Mans Cup

SPA-Francorchamps Round

Free Practice 2

Sector Analysis

■ Personal Best
 ■ Session Best
 ■ Crossing the finish line in pit lane

Lap	D	Time	Sector 1	Sector 2	Sector 3	T. Spd	Elapsed	Lap	D	Time	Sector 1	Sector 2	Sector 3	T. Spd	Elapsed
13	1	2:30.463	41.616	1:09.880	38.967	257.4	35:27.683	21	2	2:18.965	41.454	1:01.305	36.206	252.0	58:28.119
14	1	2:27.921	41.339	1:07.875	38.707	258.6	37:55.604	22	2	2:17.849	40.251	1:01.255	36.343	255.0	1:00:45.968
15	1	2:29.833	41.700	1:09.043	39.090	258.0	40:25.437								
16	1	2:26.933	41.246	1:07.449	38.238	259.9	42:52.370								
17	1	2:27.707	41.502	1:07.723	38.482	258.0	45:20.077								
18	1	2:28.800	41.490	1:07.144	40.166	259.9	47:48.877								
19	1	2:28.789	41.990	1:08.145	38.654	259.2	50:17.666								
20	1	4:55.387	3:05.000	1:10.370	40.017	219.4	55:13.053								
21	1	2:28.425	41.164	1:08.807	38.454	259.9	57:41.478								
22	1	2:28.549	41.484	1:08.103	38.962	257.4	1:00:10.027								

98		Motorsport98	Ligier JS P3 - Nissan LMP3												
		1. Eric de DONCKER													
		2. Dino LUNARDI													
1	2	2:40.877	46.276	1:14.359	40.242	180.0	2:40.877								
2	2	2:25.911	42.662	1:06.240	37.009	249.7	5:06.788								
3	2	2:22.444	40.305	1:05.900	36.239	257.4	7:29.232								
4	2	2:18.202	40.044	1:02.286	35.872	258.0	9:47.434								
5	2	2:17.184	39.564	1:01.856	35.764	261.1	12:04.618								
6	2	2:18.546	39.541	1:02.801	36.204	259.9	14:23.164								
7	1	7:17.101	5:30.668	1:07.846	38.587	235.6	21:40.265								
8	1	2:25.325	42.035	1:05.571	37.719	251.4	24:05.590								
9	1	2:26.579	43.563	1:05.410	37.606	252.6	26:32.169								
10	1	2:24.526	41.572	1:04.766	38.188	253.8	28:56.695								
11	1	2:23.332	41.437	1:04.663	37.232	252.0	31:20.027								
12	1	2:24.167	41.371	1:05.010	37.786	252.0	33:44.194								
13	1	2:22.588	41.053	1:04.392	37.143	253.2	36:06.782								
14	1	2:26.200	41.312	1:06.869	38.019	252.6	38:32.982								
15	1	4:08.544	2:10.588	1:17.281	40.675	205.2	42:41.526								
16	1	2:30.580	43.943	1:06.883	39.754	248.0	45:12.106								
17	1	2:23.219	41.639	1:04.361	37.219	253.8	47:35.325								
18	1	2:22.758	41.440	1:04.520	36.798	253.2	49:58.083								
19	1	2:22.066	40.799	1:04.197	37.070	255.6	52:20.149								
20	1	2:25.247	42.671	1:05.378	37.198	253.8	54:45.396								

99		NRace	Ligier JS P3 - Nissan LMP3												
		1. Alain COSTA													
		2. Johan-Boris SCHEIER													
1	1	3:16.981	1:03.896	1:26.919	46.166	154.1	3:16.981								
2	1	2:37.162	44.941	1:11.144	41.077	234.0	5:54.143								
3	1	2:27.971	42.866	1:06.502	38.603	244.6	8:22.114								
4	1	2:25.434	42.068	1:05.104	38.262	248.0	10:47.548								
5	1	4:11.469	2:27.024	1:05.619	38.826	237.1	14:59.017								
6	1	2:23.125	41.758	1:03.818	37.549	250.8	17:22.142								
7	1	2:23.747	41.249	1:03.965	38.533	252.0	19:45.889								
8	1	2:23.173	41.483	1:04.225	37.465	252.0	22:09.062								
9	1	2:22.673	41.032	1:04.079	37.562	253.2	24:31.735								
10	1	2:27.309	45.197	1:04.315	37.797	254.4	26:59.044								
11	1	2:23.585	41.260	1:04.841	37.484	251.4	29:22.629								
12	1	2:22.212	40.890	1:04.047	37.275	252.6	31:44.841								
13	1	2:21.763	41.063	1:03.465	37.235	253.2	34:06.604								
14	1	2:21.900	40.900	1:03.579	37.421	253.8	36:28.504								
15	1	2:22.559	40.593	1:04.339	37.627	255.0	38:51.063								
16	2	4:55.531	3:13.203	1:04.950	37.378	234.5	43:46.594								
17	2	2:20.540	41.301	1:02.826	36.413	250.3	46:07.134								
18	2	5:15.549	3:22.132	1:13.610	39.807	201.4	51:22.683								
19	2	2:26.920	42.362	1:07.006	37.552	249.7	53:49.603								
20	2	2:19.551	41.140	1:02.045	36.366	251.4	56:09.154								