

Michelin Le Mans Cup


SPA-Francorchamps Round

Race

Sector Analysis

■ Personal Best
 ■ Session Best
 ■ Crossing the finish line in pit lane

Lap	D	Time	Sector 1	Sector 2	Sector 3	T. Spd	Elapsed	Lap	D	Time	Sector 1	Sector 2	Sector 3	T. Spd	Elapsed
2		Ecurie Ecosse / Nielsen					Ligier JS P3 - Nissan								
		1. Anthony WELLS					LMP3								
		2. James LITTLEJOHN													
1	1	2:59.605	52.221	1:20.868	46.516	180.9	2:59.605	9	2	2:48.129	44.461	1:19.531	44.137	223.4	25:10.721
2	1	2:45.451	48.993	1:15.045	41.413	201.8	5:45.056	10	2	2:48.503	45.723	1:18.648	44.132	202.2	27:59.224
3	1	2:33.651	44.862	1:09.601	39.188	225.3	8:18.707	11	2	2:51.060	47.830	1:18.898	44.332	193.5	30:50.284
4	1	2:29.861	44.814	1:06.833	38.214	219.4	10:48.568	12	2	2:48.650	45.800	1:18.304	44.546	185.5	33:38.934
5	1	2:25.199	42.336	1:05.080	37.783	255.0	13:13.767	13	2	2:58.695	45.918	1:28.508	44.269	188.5	36:37.629
6	1	2:25.494	41.318	1:06.207	37.969	257.4	15:39.261	14	2	3:42.329	48.191	1:25.963	1:28.175	176.8	40:19.958
7	1	2:33.191	41.532	1:11.193	40.466	239.7	18:12.452	15	2	4:30.043	1:41.285	2:03.665	45.093		44:50.001
8	1	2:37.458	43.056	1:13.983	40.419	240.3	20:49.910	16	2	2:48.786	46.095	1:19.175	43.516	190.1	47:38.787
9	1	2:56.334	B 43.349	1:18.065	54.920	220.7	23:46.244	17	2	2:47.952	45.906	1:18.385	43.661	184.0	50:26.739
10	1	3:59.401	1:58.156	1:17.707	43.538	194.9	27:45.645	18	2	2:46.733	45.794	1:17.946	42.993	194.9	53:13.472
11	1	2:48.200	45.896	1:17.602	44.702	193.5	30:33.845	19	2	2:57.385	B 46.315	1:19.596	51.474	187.2	56:10.857
12	1	2:51.137	46.273	1:18.008	46.856	184.9	33:24.982	20	1	4:58.441	2:58.132	1:18.376	41.933	197.0	1:01:09.298
13	1	2:49.708	46.971	1:17.920	44.817	185.2	36:14.690	21	1	2:39.677	44.029	1:14.563	41.085	225.8	1:03:48.975
14	1	3:22.068	45.966	1:18.144	1:17.958	197.4	39:36.758	22	1	2:39.413	44.012	1:14.215	41.186	211.6	1:06:28.388
15	1	4:53.501	1:42.089	2:05.599	1:05.813		44:30.259	23	1	2:41.308	43.675	1:15.793	41.840	213.3	1:09:09.696
16	1	2:44.759	45.601	1:16.395	42.763	202.9	47:15.018	24	1	2:37.574	43.402	1:13.512	40.660	253.8	1:11:47.270
17	1	2:44.850	45.396	1:15.944	43.510	223.4	49:59.868	25	1	2:38.600	43.407	1:14.293	40.900	252.0	1:14:25.870
18	1	2:46.706	45.992	1:17.073	43.641	207.6	52:46.574	26	1	2:38.169	43.156	1:14.050	40.963	253.2	1:17:04.039
19	1	2:45.708	45.793	1:16.759	43.156	214.2	55:32.282	27	1	2:37.731	43.322	1:13.595	40.814	255.6	1:19:41.770
20	1	2:52.664	B 45.233	1:16.769	50.662	221.6	58:24.946	28	1	2:37.768	43.138	1:13.926	40.704	254.4	1:22:19.538
21	2	4:53.005	2:56.051	1:15.545	41.409	193.5	1:03:17.951	29	1	2:39.442	43.715	1:14.667	41.060	244.6	1:24:58.980
22	2	2:40.131	44.280	1:14.399	41.452	231.5	1:05:58.082	30	1	2:40.427	43.977	1:15.051	41.399	234.5	1:27:39.407
23	2	2:40.665	44.295	1:14.887	41.483	222.5	1:08:38.747	31	1	2:39.312	43.380	1:14.879	41.053	249.7	1:30:18.719
24	2	2:39.388	44.014	1:14.242	41.132	234.0	1:11:18.135	32	1	2:39.477	43.732	1:14.810	40.935	222.0	1:32:58.196
25	2	2:40.412	43.919	1:15.032	41.461	227.6	1:13:58.547	33	1	2:39.233	43.724	1:14.567	40.942	231.5	1:35:37.429
26	2	2:40.836	43.993	1:15.309	41.534	240.3	1:16:39.383	34	1	2:40.560	43.592	1:14.103	42.865	248.0	1:38:17.989
27	2	2:42.313	44.289	1:16.255	41.769	221.6	1:19:21.696	35	1	2:38.883	43.822	1:14.325	40.736	247.4	1:40:56.872
28	2	2:41.104	43.765	1:15.688	41.651	243.5	1:22:02.800	36	1	2:38.615	43.664	1:14.166	40.785	249.7	1:43:35.487
29	2	2:40.745	44.430	1:14.864	41.451	223.4	1:24:43.545	37	1	2:38.768	43.397	1:14.439	40.932	249.1	1:46:14.255
30	2	2:40.628	44.161	1:15.280	41.187	236.6	1:27:24.173	38	1	2:40.306	43.740	1:14.178	42.388	246.8	1:48:54.561
31	2	2:40.435	43.917	1:15.000	41.518	231.5	1:30:04.608	39	1	2:42.566	43.843	1:14.719	44.004	245.7	1:51:37.127
32	2	2:40.690	44.414	1:15.159	41.117	221.1	1:32:45.298	40	1	5:10.425	1:41.181	2:05.075	1:24.169		1:56:47.552
33	2	2:40.720	44.138	1:15.110	41.472	218.0	1:35:26.018	41	1	2:40.977	44.214	1:15.272	41.491	237.1	1:59:28.529
34	2	2:39.890	43.781	1:14.792	41.317	224.8	1:38:05.908	42	1	2:40.526	43.756	1:15.619	41.151	234.5	2:02:09.055
35	2	2:39.471	43.812	1:14.618	41.041	231.0	1:40:45.379								
36	2	2:39.567	43.988	1:14.520	41.059	219.4	1:43:24.946								
37	2	2:40.093	44.093	1:14.781	41.219	225.3	1:46:05.039								
38	2	2:40.044	43.980	1:14.737	41.327	237.6	1:48:45.083								
39	2	2:41.754	44.189	1:15.901	41.664	223.0	1:51:26.837								
40	2	5:08.941	1:36.964	2:06.743	1:25.234		1:56:35.778								
41	2	2:44.293	45.376	1:16.974	41.943	199.2	1:59:20.071								
42	2	2:45.490	45.300	1:17.323	42.867	187.2	2:02:05.561								
3		DKR Engineering					Norma M 30 - Nissan								
		1. Léonard HOOGENBOOM					LMP3								
		2. Jens PETERSEN													
1	2	3:19.913	B 52.470	1:33.499	53.944	180.0	3:19.913								
2	2	3:31.751	1:47.658	1:06.143	37.950	241.3	6:51.664								
3	2	2:30.013	42.469	1:08.682	38.862	257.4	9:21.677								
4	2	2:31.672	42.712	1:08.922	40.038	244.6	11:53.349								
5	2	2:33.887	43.941	1:09.702	40.244	248.5	14:27.236								
6	2	2:33.834	42.613	1:10.651	40.570	251.4	17:01.070								
7	2	2:39.583	42.588	1:15.615	41.380	239.7	19:40.653								
8	2	2:41.939	44.125	1:16.212	41.602	240.8	22:22.592								
4		Brookspeed International					Ligier JS P3 - Nissan								
		1. John SCHAUERMAN					LMP3								
		2. Nicolas RONDET													
1	1	3:30.854	1:17.257	1:27.263	46.334	172.8	3:30.854								
2	1	3:14.476	1:11.999	1:18.142	44.335	198.1	6:45.330								
3	1	2:45.108	47.981	1:14.233	42.894	239.2	9:30.438								
4	1	2:35.105	45.520	1:09.400	40.185	243.0	12:05.543								
5	1	2:37.030	44.472	1:11.382	41.176	244.1	14:42.573								
6	1	2:43.251	43.580	1:14.762	44.909	246.8	17:25.824								
7	1	3:03.335	B 44.545	1:21.189	57.601	210.8	20:29.159								
8	1	4:52.701	B 2:16.086	1:31.036	1:05.579	199.2	25:21.860								
9	1	4:51.751	2:34.518	1:26.918	50.315	167.0	30:13.611								
10	1	3:06.035	52.968	1:23.585	49.482	168.8	33:19.646								
11	1	3:06.825	50.784	1:25.011	51.030	172.0	36:26.471								
12	1	3:45.851	48.815	1:26.773	1:30.263	177.9	40:12.322								
13	1	4:43.449	1:42.442	2:09.129	51.878		44:55.771								
14	1	2:58.413	48.329	1:23.675	46.409	175.1	47:54.184								
15	1	3:00.646	52.743	1:21.400	46.503	165.7	50:54.830								
16	1	3:00.823	49.153	1:21.985	49.685	178.8	53:55.653								
17	1	2:56.411	48.122	1:21.962	46.327	210.8	56:52.064								
18	1	3:04.076	B 48.000	1:21.146	54.930	212.9	59:56.140								
19	2	4:57.462	2:56.062	1:18.326	43.074	210.0	1:04:53.602								
20	2	2:44.377	45.428	1:16.433	42.516	237.1	1:07:37.979								



Michelin Le Mans Cup


SPA-Francorchamps Round

Race

Sector Analysis

■ Personal Best
 ■ Session Best
 ■ Crossing the finish line in pit lane

Lap	D	Time	Sector 1	Sector 2	Sector 3	T. Spd	Elapsed	Lap	D	Time	Sector 1	Sector 2	Sector 3	T. Spd	Elapsed
8 Kessel Racing Ferrari 488 GT3 1.Sergio PIANEZZOLA GT3 2.Giacomo PICCINI															
1	1	3:12.478	1:00.243	1:24.995	47.240	189.8	3:12.478								
2	1	2:47.421	48.520	1:15.470	43.431	210.8	5:59.899								
3	1	2:41.050	45.264	1:13.797	41.989	220.2	8:40.949								
4	1	2:33.951	44.482	1:10.110	39.359	221.6	11:14.900								
5	1	2:28.654	42.888	1:07.206	38.560	250.8	13:43.554								
6	1	2:34.761	44.730	1:10.756	39.275	235.1	16:18.315								
7	1	2:40.496	42.193	1:15.395	42.908	222.5	18:58.811								
8	1	2:40.334	43.203	1:16.891	40.240	215.9	21:39.145								
9	1	2:59.772 B	44.705	1:22.478	52.589	202.9	24:38.917								
10	1	3:42.085	1:40.576	1:17.258	44.251	185.9	28:21.002								
11	1	2:46.666	46.185	1:16.878	43.603	207.2	31:07.668								
12	1	2:48.214	45.883	1:17.073	45.258	195.2	33:55.882								
13	1	2:49.739	47.619	1:16.974	45.146	202.2	36:45.621								
14	1	3:48.788	47.451	1:33.929	1:27.408	200.7	40:34.409								
15	1	4:26.498	1:42.697	1:59.435	44.366		45:00.907								
16	1	2:47.003	46.318	1:16.530	44.155	197.4	47:47.910								
17	1	2:45.634	45.823	1:16.338	43.473	201.0	50:33.544								
18	1	2:45.803	45.728	1:16.018	44.057	218.5	53:19.347								
19	1	2:46.786	47.075	1:16.123	43.588	207.2	56:06.133								
20	1	2:49.237	45.856	1:19.860	43.521	209.2	58:55.370								
21	1	2:56.814 B	46.235	1:19.919	50.660	205.2	1:01:52.184								
22	2	4:59.142	2:58.396	1:18.212	42.534	183.4	1:06:51.326								
23	2	2:42.294	44.544	1:15.789	41.961	238.2	1:09:33.620								
24	2	2:43.632	44.710	1:16.291	42.631	189.8	1:12:17.252								
25	2	2:44.427	45.013	1:17.058	42.356	199.2	1:15:01.679								
26	2	2:43.207	44.589	1:16.410	42.208	201.4	1:17:44.886								
27	2	2:43.226	44.522	1:16.160	42.544	216.7	1:20:28.112								
28	2	2:43.732	44.436	1:16.330	42.966	220.7	1:23:11.844								
29	2	2:43.726	44.533	1:16.600	42.593	196.3	1:25:55.570								
30	2	2:43.591	44.432	1:16.376	42.783	218.5	1:28:39.161								
31	2	2:44.155	44.397	1:16.884	42.874	213.3	1:31:23.316								
32	2	2:44.259	44.640	1:16.842	42.777	199.9	1:34:07.575								
33	2	2:44.181	44.927	1:16.666	42.588	190.1	1:36:51.756								
34	2	2:44.236	44.842	1:16.915	42.479	198.5	1:39:35.992								
14 RLR M Sport Ligier JS P3 - Nissan LMP3 1.John FARANO 2.Job VAN UITERT															
35	2	2:44.016	45.166	1:16.494	42.356	206.0	1:42:20.008								
36	2	2:43.933	44.862	1:16.584	42.487	207.6	1:45:03.941								
37	2	2:44.161	44.692	1:16.818	42.651	210.0	1:47:48.102								
38	2	2:45.555	44.863	1:17.478	43.214	207.2	1:50:33.657								
39	2	4:19.199	46.179	2:04.760	1:28.260	195.6	1:54:52.856								
40	2	3:41.513	1:40.314	1:18.271	42.928	155.7	1:58:34.369								
41	2	2:47.325	45.144	1:19.212	42.969	204.1	2:01:21.694								
42	2	2:46.533	45.199	1:17.898	43.436	204.8	2:04:08.227								
20 DB Autosport Norma M 30 - Nissan LMP3 1.Nicolas MAULINI 2.Jean-Ludovic FOUBERT															
1	1	3:15.153	1:08.741	1:20.195	46.217	172.3	3:15.153								
2	1	2:45.187	48.857	1:12.784	43.546	214.6	6:00.340								
3	1	3:18.283	47.400	1:11.782	1:19.101	218.9	9:18.623								
4	1	2:29.091	44.495	1:06.765	37.831	239.2	11:47.714								
5	1	2:27.991	43.092	1:06.521	38.378	241.9	14:15.705								
6	1	2:30.491	41.820	1:07.636	41.035	251.4	16:46.196								
7	1	2:37.434	41.760	1:14.255	41.419	249.7	19:23.630								
8	1	2:41.291	42.851	1:16.273	42.167	200.7	22:04.921								
9	1	3:02.054 B	44.154	1:21.234	56.666	189.4	25:06.975								
10	1	4:11.459	2:06.188	1:19.923	45.348	169.8	29:18.434								
11	1	2:48.008	46.006	1:17.440	44.562	203.3	32:06.442								
12	1	2:52.567	49.058	1:18.027	45.482	179.1	34:59.009								
13	1	2:49.398	46.734	1:17.491	45.173	177.9	37:48.407								
14	1	4:37.970	1:01.326	2:06.260	1:30.384		42:26.377								
15	1	3:43.229	1:38.230	1:19.261	45.738	162.7	46:09.606								
16	1	2:47.958	45.914	1:18.539	43.505	202.9	48:57.564								
17	1	2:44.831	45.609	1:16.300	42.922	187.5	51:42.395								
18	1	2:45.841	46.454	1:16.031	43.356	176.5	54:28.236								
19	1	2:44.845	46.349	1:16.042	42.454	188.1	57:13.081								
20	1	2:54.078 B	45.840	1:16.632	51.606	173.9	1:00:07.159								
21	2	4:52.683	2:56.668	1:14.644	41.371	196.3	1:04:59.842								
22	2	2:39.488	43.930	1:14.256	41.302	218.5	1:07:39.330								
23	2	2:39.005	43.694	1:13.839	41.472	233.5	1:10:18.335								
24	2	2:40.366	44.092	1:14.107	42.167	224.3	1:12:58.701								
25	2	2:42.337	43.777	1:15.770	42.790	234.0	1:15:41.038								
26	2	2:39.845	43.595	1:14.601	41.649	217.2	1:18:20.883								
27	2	2:39.739	43.925	1:14.165	41.649	221.1	1:21:00.622								
28	2	2:39.733	43.874	1:14.412	41.447	222.0	1:23:40.355								
29	2	2:40.525	44.297	1:14.647	41.581	199.9	1:26:20.880								
30	2	2:40.101	43.796	1:13.891	42.414	226.2	1:29:00.981								
31	2	2:41.379	44.298	1:15.080	42.001	212.5	1:31:42.360								
32	2	2:41.656	43.939	1:15.635	42.082	208.0	1:34:24.016								
33	2	2:42.370	45.049	1:15.462	41.859	205.2	1:37:06.386								
34	2	2:40.359	44.309	1:14.400	41.650	220.2	1:39:46.745								
35	2	2:40.806	44.099	1:15.143	41.564	232.0	1:42:27.551								
36	2	2:40.971	44.384	1:15.033	41.554	205.2	1:45:08.522								
37	2	2:40.454	44.145	1:14.843	41.466	225.3	1:47:48.976								
38	2	2:42.732	44.480	1:16.198	42.054	208.4	1:50:31.708								
39	2	4:10.493	44.473	1:56.441	1:29.579	229.6	1:54:42.201								
40	2	3:42.758	1:42.272	1:18.544	41.942		1:58:24.959								
41	2	2:41.580	44.522	1:15.536	41.522	217.2	2:01:06.539								
42	2	2:40.245	44.292	1:14.685	41.268	220.7	2:03:46.784								



Michelin Le Mans Cup


SPA-Francorchamps Round

Race

Sector Analysis

■ Personal Best
 ■ Session Best
 ■ Crossing the finish line in pit lane

Lap	D	Time	Sector 1	Sector 2	Sector 3	T. Spd	Elapsed	Lap	D	Time	Sector 1	Sector 2	Sector 3	T. Spd	Elapsed							
1	2	3:06.832	54.617	1:24.351	47.864	186.8	3:06.832	13	1	3:12.750 B	51.096	1:22.504	59.150	195.9	36:40.081							
2	2	2:49.790	49.265	1:18.003	42.522	188.8	5:56.622	14	1	6:39.906 B	2:53.177	2:07.192	1:39.537		43:19.987							
3	2	2:43.448	47.191	1:14.808	41.449	195.2	8:40.070	<div style="border: 1px solid black; padding: 5px;"> 22 United Autosports Ligier JS P3 - Nissan LMP3 1. James McGUIRE 2. Matthew BELL </div>							1	1	3:09.251	56.725	1:25.950	46.576	198.8	3:09.251
4	2	2:34.651	44.492	1:10.409	39.750	210.0	11:14.721								2	1	2:48.047	47.066	1:18.635	42.346	213.3	5:57.298
5	2	2:32.263	43.488	1:09.387	39.388	214.2	13:46.984	3	1	2:43.581	45.607	1:14.989	42.985	228.6	8:40.879							
6	2	2:36.273	43.833	1:11.421	41.019	218.9	16:23.257	4	1	2:39.334	44.458	1:14.238	40.638	212.9	11:20.213							
7	2	2:36.554	42.509	1:13.531	40.514	234.0	18:59.811	5	1	2:44.938	50.582	1:12.777	41.579	227.2	14:05.151							
8	2	2:40.700	43.735	1:16.277	40.688	216.3	21:40.511	6	1	2:41.987	44.358	1:15.136	42.493	232.5	16:47.138							
9	2	2:57.145 B	43.701	1:21.385	52.059	193.2	24:37.656	7	1	2:44.148	44.710	1:17.041	42.397	212.5	19:31.286							
10	2	3:53.909	1:51.867	1:18.933	43.109	170.9	28:31.565	8	1	2:58.349	43.978	1:28.817	45.554	222.0	22:29.635							
11	2	2:46.388	45.305	1:18.194	42.889	193.2	31:17.953	9	1	2:54.818	45.954	1:20.516	48.348	199.2	25:24.453							
12	2	2:46.430	44.664	1:16.545	45.221	204.5	34:04.383	10	1	3:09.216	47.987	1:22.112	59.117	209.6	28:33.669							
13	2	2:47.949	47.291	1:17.113	43.545	182.7	36:52.332	11	1	2:58.001	46.915	1:23.908	47.178	201.8	31:31.670							
14	2	3:53.308	46.382	1:39.358	1:27.568	179.7	40:45.640	12	1	2:57.917	47.580	1:23.136	47.201	185.5	34:29.587							
15	2	4:21.164	1:41.153	1:55.787	44.224		45:06.804	13	1	2:55.677	48.454	1:21.156	46.067	186.2	37:25.264							
16	2	2:47.925	45.863	1:17.942	44.120	191.4	47:54.729	14	1	4:30.209	55.429	2:05.320	1:29.460		41:55.473							
17	2	2:47.007	45.375	1:18.289	43.343	207.2	50:41.736	15	1	3:56.679	1:42.700	1:28.368	45.611		45:52.152							
18	2	2:46.137	45.313	1:16.875	43.949	215.0	53:27.873	16	1	2:52.663	46.781	1:21.035	44.847	194.9	48:44.815							
19	2	2:55.448 B	46.621	1:18.895	49.932	209.6	56:23.321	17	1	2:51.323	46.103	1:20.738	44.482	208.4	51:36.138							
20	1	4:46.910	2:47.451	1:17.102	42.357	184.9	1:01:10.231	18	1	2:50.233	45.468	1:19.687	45.078	205.2	54:26.371							
21	1	2:41.268	44.404	1:15.407	41.457	193.2	1:03:51.499	19	1	3:05.396 B	49.033	1:21.492	54.871	173.7	57:31.767							
22	1	2:41.748	44.543	1:15.591	41.614	199.9	1:06:33.247	20	2	4:53.649	2:55.864	1:16.394	41.391	213.7	1:02:25.416							
23	1	2:42.056	44.100	1:16.146	41.810	216.7	1:09:15.303	21	2	2:40.742	43.846	1:15.127	41.769	233.0	1:05:06.158							
24	1	2:42.589	44.799	1:15.905	41.885	220.7	1:11:57.892	22	2	2:41.305	44.156	1:15.330	41.819	236.1	1:07:47.463							
25	1	2:41.304	43.840	1:15.584	41.880	217.6	1:14:39.196	23	2	2:41.837	44.049	1:16.088	41.700	243.0	1:10:29.300							
26	1	2:42.459	44.420	1:16.253	41.786	216.3	1:17:21.655	24	2	2:41.869	44.165	1:15.863	41.841	216.3	1:13:11.169							
27	1	2:42.342	44.188	1:15.914	42.240	216.7	1:20:03.997	25	2	2:42.836	44.296	1:16.596	41.944	226.7	1:15:54.005							
28	1	2:42.892	44.061	1:16.698	42.133	204.1	1:22:46.889	26	2	2:43.879	44.496	1:16.796	42.587	219.4	1:18:37.884							
29	1	2:42.000	44.248	1:15.902	41.850	201.0	1:25:28.889	27	2	2:45.479	44.660	1:17.272	43.547	218.9	1:21:23.363							
30	1	2:42.818	44.629	1:16.128	42.061	208.8	1:28:11.707	28	2	2:42.862	44.513	1:16.266	42.083	221.1	1:24:06.225							
31	1	2:43.450	44.290	1:17.269	41.891	204.1	1:30:55.157	29	2	2:42.314	44.579	1:15.639	42.096	213.7	1:26:48.539							
32	1	2:42.101	43.957	1:15.752	42.392	203.7	1:33:37.258	30	2	2:42.006	44.691	1:15.237	42.078	226.2	1:29:30.545							
33	1	2:42.377	44.659	1:15.762	41.956	212.5	1:36:19.635	31	2	2:42.087	44.374	1:15.540	42.173	217.6	1:32:12.632							
34	1	2:41.562	44.814	1:15.033	41.715	207.6	1:39:01.197	32	2	2:41.640	44.320	1:15.208	42.112	224.3	1:34:54.272							
35	1	2:43.182	43.968	1:16.104	43.110	211.2	1:41:44.379	33	2	2:41.909	44.666	1:14.994	42.249	223.4	1:37:36.181							
36	1	2:48.256	47.622	1:17.970	42.664	151.3	1:44:32.635	34	2	2:41.517	44.401	1:14.991	42.125	228.1	1:40:17.698							
37	1	2:41.477	44.728	1:15.206	41.543	211.2	1:47:14.112	35	2	2:42.171	44.772	1:14.966	42.433	223.9	1:42:59.869							
38	1	2:41.772	44.629	1:15.210	41.933	208.4	1:49:55.884	36	2	2:42.764	44.952	1:15.068	42.744	226.2	1:45:42.633							
39	1	3:49.243	44.394	1:38.157	1:26.692	198.5	1:53:45.127	37	2	2:46.560	45.094	1:16.688	44.778	226.2	1:48:29.193							
40	1	4:04.605	1:42.366	1:39.655	42.584		1:57:49.732	38	2	2:46.505	45.758	1:16.963	43.784	195.9	1:51:15.698							
41	1	2:41.718	44.208	1:15.658	41.852	209.6	2:00:31.450	39	2	5:08.263	1:34.598	2:05.780	1:27.885		1:56:23.961							
42	1	2:41.470	44.167	1:15.600	41.703	216.7	2:03:12.920	40	2	2:48.665	50.277	1:15.955	42.433	214.2	1:59:12.626							
<div style="border: 1px solid black; padding: 5px;"> 21 DB Autosport Norma M 30 - Nissan LMP3 1. Jacques WOLFF 2. Nicolas SCHATZ </div>								41	2	2:42.723	45.021	1:15.247	42.455	231.0	2:01:55.349							
								<div style="border: 1px solid black; padding: 5px;"> 23 United Autosports Ligier JS P3 - Nissan LMP3 1. Richard MEINS 2. Christian ENGLAND </div>							1	1	3:00.410	53.009	1:21.585	45.816	182.1	3:00.410
2	1	2:45.623	48.874	1:14.842	41.907	204.1	5:46.033															
3	1	2:39.231	45.765	1:12.336	41.130	229.6	8:25.264															
4	1	2:38.954	45.038	1:12.671	41.245	208.0	11:04.218															
5	1	2:38.637	44.572	1:13.247	40.818	225.8	13:42.855															
6	1	2:41.301	44.713	1:13.888	42.700	231.5	16:24.156															
7	1	2:40.781	44.123	1:14.830	41.828	240.8	19:04.937															



Michelin Le Mans Cup


SPA-Francorchamps Round

Race

Sector Analysis

■ Personal Best
 ■ Session Best
 ■ Crossing the finish line in pit lane

Lap	D	Time	Sector 1	Sector 2	Sector 3	T. Spd	Elapsed	Lap	D	Time	Sector 1	Sector 2	Sector 3	T. Spd	Elapsed							
8	1	2:46.207	45.038	1:18.787	42.382	230.1	21:51.144	20	2	2:39.229	43.460	1:14.082	41.687	217.6	56:10.797							
9	1	2:48.395	44.505	1:19.716	44.174	232.5	24:39.539	21	2	2:37.221	43.488	1:13.011	40.722	222.5	58:48.018							
10	1	2:53.022	46.214	1:21.748	45.060	218.9	27:32.561	22	2	2:43.101 B	43.308	1:13.022	46.771	223.9	1:01:31.119							
11	1	2:52.210	47.449	1:20.736	44.025	210.0	30:24.771	23	1	5:12.101	3:05.917	1:20.814	45.370	164.9	1:06:43.220							
12	1	2:54.393	47.020	1:20.116	47.257	196.3	33:19.164	24	1	2:46.847	45.335	1:18.137	43.375	192.5	1:09:30.067							
13	1	2:49.767	46.285	1:19.653	43.829	208.4	36:08.931	25	1	2:45.932	45.014	1:17.775	43.143	220.7	1:12:15.999							
14	1	3:26.347	46.724	1:19.370	1:20.253	213.3	39:35.278	26	1	2:47.504	44.952	1:19.426	43.126	218.5	1:15:03.503							
15	1	4:54.140	1:41.951	2:06.526	1:05.663		44:29.418	27	1	2:46.674	45.255	1:18.429	42.990	191.8	1:17:50.177							
16	1	2:51.481	47.947	1:18.764	44.770	199.6	47:20.899	28	1	2:47.803	44.689	1:20.056	43.058	210.4	1:20:37.980							
17	1	2:49.191	46.169	1:19.022	44.000	205.6	50:10.090	29	1	2:45.602	44.510	1:17.934	43.158	206.8	1:23:23.582							
18	1	2:47.641	45.628	1:18.530	43.483	218.5	52:57.731	30	1	2:44.763	44.627	1:17.223	42.913	206.0	1:26:08.345							
19	1	2:55.752 B	45.779	1:18.597	51.376	228.1	55:53.483	31	1	2:45.020	44.397	1:17.136	43.487	213.3	1:28:53.365							
20	2	5:04.287	3:02.921	1:18.795	42.571	222.5	1:00:57.770	32	1	2:45.491	45.040	1:17.643	42.808	206.4	1:31:38.856							
21	2	2:44.347	45.131	1:16.654	42.562	227.6	1:03:42.117	33	1	2:44.880	45.321	1:16.949	42.610	218.9	1:34:23.736							
22	2	2:43.606	45.219	1:16.383	42.004	218.5	1:06:25.723	34	1	2:46.620	44.788	1:18.781	43.051	212.5	1:37:10.356							
23	2	2:44.946	44.707	1:17.868	42.371	242.4	1:09:10.669	35	1	2:46.120	45.007	1:18.098	43.015	212.1	1:39:56.476							
24	2	2:44.109	45.137	1:16.930	42.042	212.5	1:11:54.778	36	1	2:45.730	45.425	1:17.667	42.638	206.4	1:42:42.206							
25	2	2:42.534	44.596	1:16.211	41.727	230.1	1:14:37.312	37	1	2:48.556	45.439	1:18.820	44.297	195.9	1:45:30.762							
26	2	2:41.982	44.501	1:16.081	41.400	219.4	1:17:19.294	38	1	2:48.028	46.203	1:17.922	43.903	198.5	1:48:18.790							
27	2	2:42.796	44.562	1:15.933	42.301	218.0	1:20:02.090	<div style="border: 1px solid black; padding: 5px;"> 25 Lanan Racing Norma M 30 - Nissan LMP3 1. Michael BENHAM 2. Duncan TAPPY </div>							1	1	3:23.027	1:16.395	1:21.265	45.367	193.5	3:23.027
28	2	2:42.523	44.756	1:16.253	41.514	222.5	1:22:44.613								2	1	2:43.398	48.274	1:14.247	40.877	209.6	6:06.425
29	2	2:42.037	44.887	1:15.719	41.431	196.7	1:25:26.650	3	1	2:36.179	43.734	1:10.558	41.887	249.7	8:42.604							
30	2	2:42.916	44.983	1:15.839	42.094	223.4	1:28:09.566	4	1	2:31.271	42.999	1:10.223	38.049	226.2	11:13.875							
31	2	2:42.079	44.997	1:15.730	41.352	212.1	1:30:51.645	5	1	2:24.459	42.211	1:05.286	36.962	253.2	13:38.334							
32	2	2:40.509	44.154	1:15.033	41.322	234.5	1:33:32.154	6	1	2:23.975	40.806	1:05.998	37.171	260.5	16:02.309							
33	2	2:41.634	44.415	1:15.635	41.584	235.1	1:36:13.788	7	1	2:31.070	41.012	1:10.427	39.631	244.1	18:33.379							
34	2	2:41.203	44.539	1:15.002	41.662	218.0	1:38:54.991	8	1	2:32.055	41.505	1:11.777	38.773	234.0	21:05.434							
35	2	2:41.234	44.481	1:15.206	41.547	218.0	1:41:36.225	9	1	2:43.476	41.640	1:17.407	44.429	254.4	23:48.910							
36	2	2:40.648	44.400	1:14.745	41.503	220.2	1:44:16.873	10	1	3:10.699 B	46.922	1:28.044	55.733	175.9	26:59.609							
37	2	2:39.940	44.220	1:14.692	41.028	229.1	1:46:56.813	11	1	4:48.751	2:49.096	1:16.620	43.035	193.5	31:48.360							
38	2	2:41.192	44.362	1:14.996	41.834	212.5	1:49:38.005	12	1	2:52.340 B	44.973	1:17.067	50.300	205.2	34:40.700							
39	2	3:31.810	44.296	1:20.152	1:27.362	218.5	1:53:09.815	13	1	2:59.783	58.831	1:16.495	44.457	208.0	37:40.483							
40	2	4:21.418	1:42.197	1:57.176	42.045		1:57:31.233	14	1	4:39.091	1:00.004	2:08.337	1:30.750		42:19.574							
41	2	2:44.572	44.681	1:15.874	44.017	234.5	2:00:15.805	15	1	3:44.715	1:42.708	1:18.005	44.002	146.4	46:04.289							
42	2	2:47.367	45.698	1:17.092	44.577	201.0	2:03:03.172	16	1	2:51.896 B	45.171	1:16.610	50.115	214.2	48:56.185							
<div style="border: 1px solid black; padding: 5px;"> 24 Cool Racing Ligier JS P3 - Nissan LMP3 1. Alexandre COIGNY 2. Antonin BORGA </div>								17	1	2:56.646	58.308	1:15.633	42.705	218.5	51:52.831							
								18	1	2:48.415	44.321	1:19.786	44.308	220.2	54:41.246							
1	2	3:00.116	53.644	1:20.516	45.956	200.3	3:00.116	19	1	2:52.062 B	45.234	1:14.947	51.881	217.6	57:33.308							
2	2	2:37.690	47.348	1:10.797	39.545	232.5	5:37.806	20	2	5:10.603	3:12.557	1:17.179	40.867	204.5	1:02:43.911							
3	2	2:27.419	43.677	1:05.663	38.079	250.8	8:05.225	21	2	2:39.150	43.308	1:14.281	41.561	230.6	1:05:23.061							
4	2	2:24.068	42.533	1:04.123	37.412	254.4	10:29.293	22	2	2:38.178	43.263	1:14.044	40.871	223.0	1:08:01.239							
5	2	2:21.255	41.904	1:02.894	36.457	255.6	12:50.548	23	2	2:37.749	43.035	1:13.718	40.996	222.0	1:10:38.988							
6	2	2:22.267	41.139	1:03.853	37.275	255.6	15:12.815	24	2	2:38.836	44.445	1:13.566	40.825	216.7	1:13:17.824							
7	2	2:24.997	40.571	1:06.092	38.334	256.2	17:37.812	25	2	2:40.305	43.118	1:15.847	41.340	226.2	1:15:58.129							
8	2	2:30.071	40.722	1:09.891	39.458	229.1	20:07.883	26	2	2:40.246	43.708	1:14.827	41.711	209.6	1:18:38.375							
9	2	2:36.179	41.565	1:13.057	41.557	245.2	22:44.062	27	2	2:41.039	44.477	1:15.298	41.264	197.4	1:21:19.414							
10	2	2:53.776 B	43.751	1:18.849	51.176	205.2	25:37.838	28	2	2:39.739	43.516	1:15.011	41.212	223.0	1:23:59.153							
11	2	3:46.989	1:45.832	1:17.726	43.431	187.5	29:24.827	29	2	2:39.653	43.306	1:15.043	41.304	208.0	1:26:38.806							
12	2	2:44.533	45.605	1:15.235	43.693	212.5	32:09.360	30	2	2:41.686	43.933	1:15.144	42.609	207.2	1:29:20.492							
13	2	2:40.301	43.815	1:13.910	42.576	234.0	34:49.661	31	2	2:40.753	43.807	1:15.192	41.754	208.8	1:32:01.245							
14	2	2:40.871	44.383	1:14.452	42.036	210.0	37:30.532	32	2	2:40.238	43.762	1:15.261	41.215	193.8	1:34:41.483							
15	2	4:14.723	44.694	2:02.277	1:27.752	215.0	41:45.255	33	2	2:38.974	43.577	1:14.205	41.192	215.0	1:37:20.457							
16	2	3:50.604	1:42.405	1:26.837	41.362		45:35.859	34	2	2:40.781	43.910	1:14.910	41.961	192.8	1:40:01.238							
17	2	2:39.133	43.427	1:13.946	41.760	214.6	48:14.992	35	2	2:46.070	48.639	1:15.902	41.529	173.4	1:42:47.308							
18	2	2:39.185	44.352	1:13.454	41.379	234.5	50:54.177															
19	2	2:37.391	43.302	1:12.820	41.269	230.6	53:31.568															

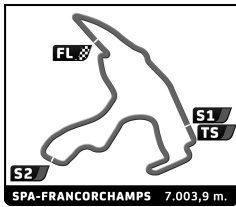


Michelin Le Mans Cup SPA-Francorchamps Round Race

Sector Analysis

■ Personal Best ■ Session Best B Crossing the finish line in pit lane

Lap	D	Time	Sector 1	Sector 2	Sector 3	T. Spd	Elapsed	Lap	D	Time	Sector 1	Sector 2	Sector 3	T. Spd	Elapsed							
36	2	2:41.330	43.851	1:15.718	41.761	204.5	1:45:28.638	30	2	2:46.890	44.956	1:18.954	42.980	185.9	1:30:29.484							
37	2	2:41.402	43.994	1:15.579	41.829	198.5	1:48:10.040	31	2	2:45.387	44.621	1:18.004	42.762	194.2	1:33:14.871							
38	2	2:38.523	43.343	1:14.315	40.865	208.4	1:50:48.563	32	2	2:45.104	44.744	1:17.860	42.500	215.0	1:35:59.975							
39	2	4:23.510	48.735	2:07.139	1:27.636		1:55:12.073	33	2	2:45.568	44.832	1:17.776	42.960	201.4	1:38:45.543							
40	2	3:24.416	1:27.144	1:16.404	40.868	206.8	1:58:36.489	34	2	2:46.376	45.899	1:17.638	42.839	180.0	1:41:31.919							
41	2	2:39.737	43.849	1:15.085	40.803	181.5	2:01:16.226	35	2	2:46.669	44.918	1:16.994	44.757	199.6	1:44:18.588							
42	2	2:38.509	43.400	1:14.439	40.670	215.0	2:03:54.735	36	2	2:47.722	45.327	1:18.737	43.658	201.8	1:47:06.310							
30 CD Sport Norma M 30 - Nissan LMP3 1. Anthony PONS 2. Laurents HÖRR								37								2	2:45.912	45.456	1:17.537	42.919	183.0	1:49:52.222
1	1	3:00.474	50.470	1:21.945	48.059	180.6	3:00.474	38	2	3:52.195	45.255	1:38.024	1:28.916	198.5	1:53:44.417							
2	1	2:48.137	49.984	1:16.036	42.117	180.6	5:48.611	39	2	4:08.730	1:42.586	1:42.463	43.681		1:57:53.147							
3	1	2:37.095	45.511	1:10.870	40.714	214.6	8:25.706	40	2	2:45.846	45.583	1:17.474	42.789	207.2	2:00:38.993							
4	1	2:31.713	44.347	1:08.288	39.078	213.7	10:57.419	41	2	2:46.127	45.387	1:17.771	42.969	193.8	2:03:25.120							
5	1	2:26.556	42.505	1:05.932	38.119	227.2	13:23.975	39 Graff Norma M 30 - Nissan LMP3 1. Eric TROUILLET 2. Adrien TROUILLET														
6	1	2:28.087	41.365	1:08.242	38.480	255.0	15:52.062	1	2	3:21.649	58.834	1:38.591	44.224	196.7	3:21.649							
7	1	2:32.062	41.079	1:11.278	39.705	223.0	18:24.124	2	2	2:44.625	48.763	1:14.925	40.937	211.2	6:06.274							
8	1	2:33.623	41.151	1:12.753	39.719	226.2	20:57.747	3	2	2:56.515	44.669	1:10.147	1:01.699	256.2	9:02.789							
9	1	2:55.878 B	41.430	1:18.463	55.985	224.8	23:53.625	4	2	2:26.231	42.116	1:06.315	37.800	258.6	11:29.020							
10	1	3:58.701	1:58.231	1:17.584	42.886	191.8	27:52.326	5	2	2:25.409	41.536	1:06.138	37.735	261.1	13:54.429							
11	1	2:48.682	45.776	1:17.742	45.164	197.7	30:41.008	6	2	2:29.939	42.117	1:08.716	39.106	259.9	16:24.368							
12	1	2:51.852	46.195	1:19.198	46.459	180.6	33:32.860	7	2	2:35.643	42.000	1:13.525	40.118	256.2	19:00.011							
13	1	2:55.801	47.467	1:21.618	46.716	165.2	36:28.661	8	2	2:36.480	42.076	1:14.648	39.756	239.2	21:36.491							
14	1	6:26.076 B	2:33.364	2:11.014	1:41.698		42:54.737	9	2	2:55.737 B	42.626	1:20.554	52.557	244.1	24:32.228							
32 United Autosports Ligier JS P3 - Nissan LMP3 1. Najaf HUSAIN 2. Colin BRAUN								10								2	4:07.289	2:03.866	1:19.370	44.053	180.6	28:39.517
1	1	3:12.146 B	52.601	1:20.790	58.755	177.6	3:12.146	11	2	2:48.866	45.728	1:18.597	44.541	196.7	31:28.383							
2	1	5:34.531	3:43.533	1:10.849	40.149	218.0	8:46.677	12	2	2:46.785	46.877	1:16.708	43.200	184.6	34:15.168							
3	1	2:34.729	44.163	1:09.925	40.641	226.2	11:21.406	13	2	2:43.897	45.089	1:15.895	42.913	194.9	36:59.065							
4	1	2:32.577	42.980	1:09.931	39.666	240.8	13:53.983	14	2	3:54.977	45.860	1:40.727	1:28.390	195.6	40:54.042							
5	1	2:36.006	42.802	1:13.103	40.101	241.3	16:29.989	15	2	4:15.598	1:42.069	1:51.211	42.318		45:09.640							
6	1	2:40.617	42.874	1:16.022	41.721	229.1	19:10.606	16	2	2:45.535	45.317	1:16.846	43.372	187.8	47:55.175							
7	1	2:43.164	43.880	1:17.327	41.957	223.4	21:53.770	17	2	2:41.882	45.208	1:14.935	41.739	236.6	50:37.057							
8	1	2:48.522	44.723	1:19.730	44.069	203.7	24:42.292	18	2	2:41.377	44.428	1:15.016	41.933	204.8	53:18.434							
9	1	2:55.777	46.640	1:23.565	45.572	206.4	27:38.069	19	2	2:41.223	44.105	1:15.530	41.588	209.6	55:59.657							
10	1	2:53.799	46.754	1:21.580	45.465	201.0	30:31.868	20	2	2:46.560 B	43.705	1:14.454	48.401	218.5	58:46.217							
11	1	2:54.747	46.377	1:20.850	47.520	174.5	33:26.615	21	1	4:58.253	2:58.786	1:16.818	42.649	200.7	1:03:44.470							
12	1	2:57.997	48.137	1:21.221	48.639	186.8	36:24.612	22	1	2:42.372	44.883	1:15.775	41.714	215.0	1:06:26.842							
13	1	3:35.411	45.828	1:20.050	1:29.533	202.9	40:00.023	23	1	2:42.703	44.436	1:16.264	42.003	212.9	1:09:09.545							
14	1	4:37.808	1:42.706	2:05.834	49.268		44:37.831	24	1	2:41.849	45.003	1:15.409	41.437	234.0	1:11:51.394							
15	1	2:49.695	46.392	1:19.531	43.772	209.2	47:27.526	25	1	2:44.278	44.300	1:18.229	41.749	235.1	1:14:35.672							
16	1	2:49.888	47.089	1:19.295	43.504	204.8	50:17.414	26	1	2:41.916	44.143	1:16.231	41.542	219.8	1:17:17.588							
17	1	2:47.194	45.332	1:18.794	43.068	205.6	53:04.608	27	1	2:43.557	44.335	1:17.510	41.712	228.1	1:20:01.145							
18	1	2:46.813	45.700	1:18.339	42.774	209.2	55:51.421	28	1	2:42.711	44.847	1:16.582	41.282	206.4	1:22:43.856							
19	1	2:49.463	45.194	1:18.860	45.409	210.4	58:40.884	29	1	2:42.026	44.787	1:16.021	41.218	201.0	1:25:25.882							
20	1	2:55.624 B	45.433	1:18.214	51.977	208.0	1:01:36.508	30	1	2:43.189	44.714	1:16.585	41.890	226.2	1:28:09.071							
21	2	3:49.998	1:45.714	1:19.018	45.266	191.1	1:05:26.506	31	1	2:48.620	45.005	1:20.679	42.936	212.9	1:30:57.691							
22	2	2:47.355	45.889	1:18.038	43.428	212.5	1:08:13.861	32	1	2:43.969	45.302	1:17.370	41.297	190.8	1:33:41.660							
23	2	2:45.115	44.985	1:17.317	42.813	217.6	1:10:58.976	33	1	2:45.468	45.291	1:18.091	42.086	189.4	1:36:27.128							
24	2	2:45.464	44.582	1:16.922	43.960	233.0	1:13:44.440	34	1	2:42.796	44.899	1:16.515	41.382	207.6	1:39:09.924							
25	2	2:51.433	44.507	1:23.665	43.261	227.6	1:16:35.873	35	1	2:43.283	44.998	1:16.709	41.576	207.2	1:41:53.207							
26	2	2:46.505	44.632	1:18.365	43.508	210.4	1:19:22.378	36	1	2:46.589	44.891	1:16.877	44.821	195.9	1:44:39.796							
27	2	2:45.931	44.925	1:17.901	43.105	205.2	1:22:08.309	37	1	2:43.374	45.274	1:16.594	41.506	199.9	1:47:23.170							
28	2	2:45.676	44.776	1:18.087	42.813	182.7	1:24:53.985	38	1	2:43.017	45.201	1:16.428	41.388	199.6	1:50:06.187							
29	2	2:48.609	45.519	1:19.578	43.512	162.5	1:27:42.594	39	1	3:58.626	44.437	1:46.208	1:27.981	210.8	1:54:04.813							
								40								1	3:55.721	1:42.029	1:30.531	43.161		1:58:00.534
								41								1	2:43.468	45.094	1:16.681	41.693	200.3	2:00:44.002
								42								1	2:44.847	44.781	1:16.592	43.474	223.9	2:03:28.849



Michelin Le Mans Cup


SPA-Francorchamps Round

Race

Sector Analysis

■ Personal Best ■ Session Best B Crossing the finish line in pit lane

Lap	D	Time	Sector 1	Sector 2	Sector 3	T. Spd	Elapsed	Lap	D	Time	Sector 1	Sector 2	Sector 3	T. Spd	Elapsed
40	Graff Norma M 30 - Nissan LMP3							9	1	2:52.442	43.706	1:22.473	46.263	222.0	24:33.738
	1.Adrien CHILA							10	1	3:17.900 B	48.461	1:30.295	59.144	167.5	27:51.638
	2.Marc-Antoine DANNIELOI							11	1	3:41.905	1:38.245	1:18.475	45.185	205.6	31:33.543
1	1	3:06.025	52.017	1:26.134	47.874	178.5	3:06.025	12	1	2:51.515	46.881	1:18.920	45.714	168.0	34:25.058
2	1	2:50.065	49.445	1:17.810	42.810	197.4	5:56.090	13	1	2:50.013	46.153	1:18.690	45.170	181.2	37:15.071
3	1	2:40.651	45.652	1:13.350	41.649	226.2	8:36.741	14	1	4:13.834	48.033	1:57.088	1:28.713	179.4	41:28.905
4	1	2:36.071	44.237	1:11.348	40.486	227.2	11:12.812	15	1	4:02.472	1:42.812	1:34.407	45.253		45:31.377
5	1	2:34.922	43.261	1:10.987	40.674	219.8	13:47.734	16	1	2:50.266	46.279	1:19.547	44.440	184.9	48:21.643
6	1	2:33.020	42.662	1:10.453	39.905	236.6	16:20.754	17	1	2:46.172	45.723	1:16.957	43.492	197.7	51:07.815
7	1	2:37.519	42.679	1:13.597	41.243	240.8	18:58.273	18	1	2:45.970	45.016	1:16.539	44.415	198.8	53:53.785
8	1	2:37.301	42.499	1:14.546	40.256	252.0	21:35.574	19	1	2:53.105 B	45.227	1:16.538	51.340	193.5	56:46.890
9	1	2:55.932 B	42.497	1:19.050	54.385	245.7	24:31.506	20	2	5:20.456	3:21.831	1:16.486	42.139	204.8	1:02:07.346
10	1	4:07.009	2:03.682	1:19.376	43.951	198.1	28:38.515	21	2	2:44.079	44.899	1:17.249	41.931	215.4	1:04:51.425
11	1	2:47.709	45.281	1:18.436	43.992	210.8	31:26.224	22	2	2:42.172	44.516	1:15.657	41.999	225.8	1:07:33.597
12	1	2:46.254	45.505	1:17.424	43.325	202.9	34:12.478	23	2	2:41.479	44.403	1:14.918	42.158	230.1	1:10:15.076
13	1	2:44.928	45.317	1:16.961	42.650	212.9	36:57.406	24	2	2:42.484	44.546	1:15.480	42.458	226.2	1:12:57.560
14	1	3:56.031	46.411	1:41.399	1:28.221	206.8	40:53.437	25	2	2:45.018	44.514	1:17.610	42.894	238.7	1:15:42.578
15	1	4:18.604	1:42.059	1:52.933	43.612		45:12.041	26	2	2:43.250	44.838	1:15.781	42.631	233.0	1:18:25.828
16	1	2:46.346	45.309	1:17.889	43.148	193.8	47:58.387	27	2	2:44.169	44.305	1:17.149	42.715	228.1	1:21:09.997
17	1	2:45.285	46.391	1:16.992	41.902	202.9	50:43.672	28	2	2:43.526	44.395	1:16.748	42.383	237.1	1:23:53.523
18	1	2:44.004	44.349	1:16.810	42.845	195.6	53:27.676	29	2	2:43.404	44.513	1:16.522	42.369	239.2	1:26:36.927
19	1	2:41.936	44.240	1:15.829	41.867	222.5	56:09.612	30	2	2:42.872	44.452	1:15.741	42.679	235.6	1:29:19.799
20	1	2:50.107 B	44.013	1:16.869	49.225	231.5	58:59.719	31	2	2:44.207	44.703	1:16.818	42.686	198.1	1:32:04.006
21	2	4:59.085	2:58.283	1:17.410	43.392	202.9	1:03:58.804	32	2	2:43.253	44.575	1:16.228	42.450	230.1	1:34:47.259
22	2	2:45.598	45.629	1:16.912	43.057	212.5	1:06:44.402	33	2	2:42.920	44.577	1:16.108	42.235	231.0	1:37:30.179
23	2	2:46.170	45.866	1:17.003	43.301	215.0	1:09:30.572	34	2	2:42.502	44.439	1:15.599	42.464	236.6	1:40:12.681
24	2	2:46.253	45.374	1:17.164	43.715	208.0	1:12:16.825	35	2	2:43.141	44.709	1:15.692	42.740	238.7	1:42:55.822
25	2	2:43.274	44.905	1:15.789	42.580	229.6	1:15:00.099	36	2	2:45.241	45.726	1:16.338	43.177	221.6	1:45:41.063
26	2	2:42.625	44.681	1:15.817	42.127	227.2	1:17:42.724	37	2	2:46.426	45.464	1:17.325	43.637	214.2	1:48:27.489
27	2	2:42.075	44.383	1:15.552	42.140	224.8	1:20:24.799	38	2	2:47.409	47.202	1:16.822	43.385	208.0	1:51:14.898
28	2	2:43.322	44.824	1:15.976	42.522	217.6	1:23:08.121	39	2	5:12.216	1:36.786	2:07.404	1:28.026		1:56:27.114
29	2	2:42.985	44.286	1:16.801	41.898	226.2	1:25:51.106	40	2	2:51.226	49.301	1:18.649	43.276	183.4	1:59:18.340
30	2	2:43.647	44.440	1:16.230	42.977	229.6	1:28:34.753	41	2	2:45.865	45.914	1:16.903	43.048	211.2	2:02:04.205
31	2	2:43.870	44.454	1:16.870	42.546	229.1	1:31:18.623								
32	2	2:42.965	44.669	1:16.221	42.075	223.9	1:34:01.588								
33	2	2:44.180	44.755	1:16.401	43.024	224.3	1:36:45.768								
34	2	2:42.088	44.537	1:15.610	41.941	230.6	1:39:27.856								
35	2	2:42.788	44.574	1:16.411	41.803	224.8	1:42:10.644								
36	2	2:41.790	44.438	1:15.558	41.794	234.0	1:44:52.434								
37	2	2:43.996	44.556	1:16.890	42.550	228.1	1:47:36.430								
38	2	2:41.824	44.697	1:15.339	41.788	222.0	1:50:18.254								
39	2	4:07.388	45.428	1:53.734	1:28.226	210.8	1:54:25.642								
40	2	3:49.347	1:42.212	1:24.529	42.606		1:58:14.989								
41	2	2:44.814	45.565	1:16.649	42.600	214.6	2:00:59.803								
42	2	2:44.330	44.807	1:16.883	42.640	217.2	2:03:44.133								
50	Kessel Racing Ferrari 488 GT3														
	1.Murod SULTANOV														
	2.Matteo CRESSONI														
1	1	3:14.107	59.358	1:27.366	47.383	191.8	3:14.107								
2	1	2:45.458	47.036	1:15.023	43.399	228.6	5:59.565								
3	1	2:43.837	45.919	1:13.829	44.089	214.2	8:43.402								
4	1	2:37.184	43.786	1:12.642	40.756	231.5	11:20.586								
5	1	2:30.603	42.875	1:08.173	39.555	251.4	13:51.189								
6	1	2:32.832	42.103	1:09.347	41.382	252.6	16:24.021								
7	1	2:38.741	42.979	1:15.374	40.388	254.4	19:02.762								
8	1	2:38.534	42.186	1:15.586	40.762	244.1	21:41.296								
51	Spirit Of Race Ferrari 488 GT3														
	1.Christoph ULRICH														
	2.Maurizio MEDIANI														
1	1	3:16.042	1:02.808	1:24.542	48.692	181.2	3:16.042								
2	1	2:51.496	50.011	1:17.086	44.399	201.8	6:07.538								
3	1	2:41.995	46.435	1:13.275	42.285	233.5	8:49.533								
4	1	2:38.574	43.911	1:12.208	42.455	235.6	11:28.107								
5	1	2:39.332	47.250	1:11.017	41.065	230.6	14:07.439								
6	1	2:40.208	43.156	1:14.380	42.672	253.8	16:47.647								
7	1	2:41.438	43.818	1:15.765	41.855	244.1	19:29.085								
8	1	2:46.015	43.344	1:19.063	43.608	191.1	22:15.100								
9	1	3:11.290 B	46.454	1:25.709	59.127	200.3	25:26.390								
10	1	3:48.563	1:42.886	1:19.771	45.906	193.2	29:14.953								
11	1	2:54.456	47.316	1:19.128	48.012	202.9	32:09.409								
12	1	2:55.818	49.119	1:20.878	45.821	187.8	35:05.227								
13	1	2:57.110	49.862	1:20.399	46.849	203.3	38:02.337								
14	1	5:04.476	1:26.286	2:08.273	1:29.917		43:06.813								
15	1	3:21.237	1:15.653	1:20.123	45.461	191.8	46:28.050								
16	1	2:52.134	47.267	1:20.275	44.592	193.2	49:20.184								
17	1	2:49.301	46.264	1:19.018	44.019	204.1	52:09.485								
18	1	2:49.668	46.536	1:19.381											



Michelin Le Mans Cup


SPA-Francorchamps Round

Race

Sector Analysis

■ Personal Best
 ■ Session Best
 ■ Crossing the finish line in pit lane

Lap	D	Time	Sector 1	Sector 2	Sector 3	T. Spd	Elapsed	Lap	D	Time	Sector 1	Sector 2	Sector 3	T. Spd	Elapsed							
22	2	2:43.443	44.810	1:16.190	42.443	205.6	1:08:29.537	35	1	2:57.671	48.589	1:21.814	47.268	166.5	1:41:40.816							
23	2	2:43.053	44.699	1:15.911	42.443	213.3	1:11:12.590	36	1	2:58.174	50.255	1:22.457	45.462	175.6	1:44:38.990							
24	2	2:42.932	44.938	1:15.707	42.287	210.0	1:13:55.522	37	1	2:57.140	51.744	1:20.686	44.710	173.1	1:47:36.130							
25	2	2:43.105	45.074	1:15.985	42.046	203.7	1:16:38.627	38	1	2:54.638	49.031	1:20.344	45.263	175.9	1:50:30.768							
26	2	2:44.812	44.912	1:17.170	42.730	214.2	1:19:23.439	39	1	4:24.603	50.990	2:04.122	1:29.491	162.5	1:54:55.371							
27	2	2:45.529	45.172	1:17.558	42.799	202.9	1:22:08.968	40	1	3:46.885	1:39.240	1:21.620	46.025	151.1	1:58:42.256							
28	2	2:45.455	45.218	1:17.543	42.694	202.5	1:24:54.423	41	1	2:55.406	48.807	1:21.576	45.023	175.1	2:01:37.662							
29	2	2:43.557	45.065	1:15.846	42.646	199.9	1:27:37.980	42	1	2:53.082	48.173	1:20.093	44.816	175.1	2:04:30.744							
30	2	2:44.726	45.157	1:17.198	42.371	196.7	1:30:22.706	<div style="border: 1px solid black; padding: 5px;"> 65 Graff Norma M 30 - Nissan LMP3 1. François HERIAU 2. Damien DELAFOSSE </div>														
31	2	2:44.314	44.975	1:16.853	42.486	200.7	1:33:07.020															
32	2	2:44.656	44.992	1:17.387	42.277	213.3	1:35:51.676															
33	2	2:45.241	45.523	1:17.531	42.187	203.7	1:38:36.917															
34	2	2:42.927	44.895	1:15.800	42.232	213.7	1:41:19.844															
35	2	2:43.096	45.030	1:15.881	42.185	208.8	1:44:02.940															
36	2	2:43.838	45.074	1:16.122	42.642	217.6	1:46:46.778															
37	2	2:43.969	45.188	1:16.338	42.443	210.0	1:49:30.747															
38	2	3:31.562	45.511	1:18.546	1:27.505	212.5	1:53:02.309															
39	2	4:25.892	1:42.495	2:00.177	43.220		1:57:28.201															
40	2	2:46.258	45.376	1:16.880	44.002	215.0	2:00:14.459															
41	2	2:46.672	46.147	1:17.634	42.891	207.2	2:03:01.131															
<div style="border: 1px solid black; padding: 5px;"> 59 RLR M Sport Ligier JS P3 - Nissan LMP3 1. Ross WARBURTON 2. Alex KAPADIA </div>															1	2	3:10.862	1:03.945	1:20.702	46.215	190.8	3:10.862
															2	2	2:40.145	46.516	1:12.998	40.631	225.8	5:51.007
															3	2	2:28.914	43.566	1:07.701	37.647	219.4	8:19.921
															4	2	2:24.492	42.186	1:05.293	37.013	252.0	10:44.413
								5	2	2:22.329	41.395	1:03.923	37.011	256.8	13:06.742							
								6	2	2:24.275	40.672	1:07.181	36.422	256.8	15:31.017							
								7	2	2:25.070	40.448	1:06.960	37.662	255.0	17:56.087							
								8	2	2:28.164	40.517	1:09.094	38.553	238.7	20:24.251							
								9	2	2:35.095	40.898	1:13.056	41.141	249.1	22:59.346							
								10	2	2:55.829	44.107	1:19.286	52.436	209.2	25:55.175							
								11	2	4:01.756	2:00.172	1:18.603	42.981	207.2	29:56.931							
								12	2	2:41.530	44.276	1:14.718	42.536	203.7	32:38.461							
								13	2	2:41.369	44.382	1:14.803	42.184	223.4	35:19.830							
								14	2	2:41.047	43.666	1:14.052	43.329	227.6	38:00.877							
								15	2	4:47.574	1:15.621	2:04.820	1:27.133		42:48.451							
								16	2	3:20.205	1:23.217	1:14.367	42.621	202.2	46:08.656							
17	2	2:41.537	43.924	1:15.649	41.964	206.8	48:50.193															
18	2	2:38.245	43.448	1:13.859	40.938	221.6	51:28.438															
19	2	2:38.171	43.517	1:13.690	40.964	234.0	54:06.609															
20	2	2:37.691	43.071	1:13.721	40.899	230.6	56:44.300															
21	2	2:36.333	42.991	1:12.651	40.691	240.8	59:20.633															
22	2	2:37.503	43.280	1:13.376	40.847	239.2	1:01:58.136															
23	2	2:45.604	43.126	1:13.414	49.064	238.7	1:04:43.740															
24	1	5:13.303	3:06.446	1:20.448	46.409	165.9	1:09:57.043															
25	1	2:52.496	49.299	1:19.135	44.062	172.0	1:12:49.539															
26	1	2:52.739	48.545	1:19.143	45.051	197.7	1:15:42.278															
27	1	2:53.038	48.778	1:18.973	45.287	171.2	1:18:35.316															
28	1	2:52.005	47.985	1:19.285	44.735	184.9	1:21:27.321															
29	1	2:51.149	47.913	1:19.095	44.141	179.7	1:24:18.470															
30	1	2:51.513	46.684	1:19.510	45.319	194.2	1:27:09.983															
31	1	2:52.015	47.254	1:20.642	44.119	188.1	1:30:01.998															
32	1	2:52.183	47.313	1:20.156	44.714	192.1	1:32:54.181															
33	1	2:53.399	48.260	1:20.604	44.535	185.5	1:35:47.580															
34	1	2:55.565	48.222	1:21.983	45.360	188.8	1:38:43.145															
<div style="border: 1px solid black; padding: 5px;"> 77 Kessel Racing Ferrari 488 GT3 GT3 1. Claudio SCHIAVONI 2. Andrea PICCINI </div>								1	1	3:09.381	1:01.936	1:21.166	46.279	206.0	3:09.381							

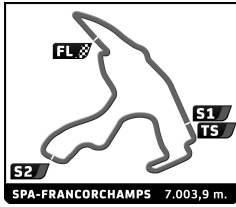


Michelin Le Mans Cup SPA-Francorchamps Round Race

Sector Analysis

■ Personal Best ■ Session Best B Crossing the finish line in pit lane

Lap	D	Time	Sector 1	Sector 2	Sector 3	T. Spd	Elapsed	Lap	D	Time	Sector 1	Sector 2	Sector 3	T. Spd	Elapsed						
2	1	2:49.140	47.851	1:18.138	43.151	230.1	5:58.521	15	2	4:47.123	1:42.023	2:05.674	59.426		44:31.984						
3	1	2:46.473	46.471	1:16.068	43.934	230.1	8:44.994	16	2	2:43.617	45.741	1:15.470	42.406	205.6	47:15.601						
4	1	2:42.793	45.878	1:14.406	42.509	224.3	11:27.787	17	2	2:41.959	45.193	1:15.234	41.532	206.4	49:57.560						
5	1	3:05.228	1:06.351	1:15.442	43.435	226.2	14:33.015	18	2	2:41.846	45.378	1:14.544	41.924	201.4	52:39.406						
6	1	2:42.788	44.900	1:14.981	42.907	234.5	17:15.803	19	2	2:39.959	44.385	1:14.158	41.416	218.9	55:19.365						
7	1	3:10.276	44.442	1:41.897	43.937	240.3	20:26.079	20	2	2:45.845B	44.271	1:13.262	48.312	228.6	58:05.210						
8	1	2:48.242	45.007	1:19.199	44.036	228.1	23:14.321	21	1	4:54.629	2:56.602	1:15.730	42.297	226.7	1:02:59.839						
9	1	2:52.197	45.613	1:21.574	45.010	209.2	26:06.518	22	1	2:39.987	44.098	1:14.180	41.709	242.4	1:05:39.826						
10	1	2:51.546	46.343	1:20.727	44.476	204.8	28:58.064	23	1	2:39.836	44.307	1:13.874	41.655	215.9	1:08:19.662						
11	1	2:54.160	46.855	1:21.240	46.065	219.4	31:52.224	24	1	2:41.899	44.854	1:15.599	41.446	209.2	1:11:01.561						
12	1	2:52.159	46.712	1:20.173	45.274	203.7	34:44.383	25	1	2:41.089	43.878	1:15.210	42.001	243.5	1:13:42.650						
13	1	2:55.220	47.667	1:21.749	45.804	198.8	37:39.603	26	1	2:39.868	43.905	1:14.163	41.800	238.7	1:16:22.518						
14	1	4:31.511	51.787	2:10.370	1:29.354		42:11.114	27	1	2:39.909	43.866	1:14.473	41.570	219.4	1:19:02.427						
15	1	3:54.682	1:43.784	1:23.703	47.195		46:05.796	28	1	2:39.553	43.863	1:14.102	41.588	234.5	1:21:41.980						
16	1	2:55.095	46.448	1:21.018	47.629	206.8	49:00.891	29	1	2:39.820	43.795	1:14.629	41.396	236.6	1:24:21.800						
17	1	2:54.072	47.575	1:20.680	45.817	194.5	51:54.963	30	1	2:42.010	44.189	1:16.263	41.558	201.0	1:27:03.810						
18	1	2:52.721	46.938	1:20.145	45.638	199.2	54:47.684	31	1	2:39.713	43.851	1:14.382	41.480	231.0	1:29:43.523						
19	1	3:02.967B	46.782	1:20.500	55.685	218.5	57:50.651	32	1	2:40.106	43.857	1:14.476	41.773	224.8	1:32:23.629						
20	2	4:57.621	2:56.513	1:18.213	42.895	219.4	1:02:48.272	33	1	2:40.407	43.772	1:15.096	41.539	214.6	1:35:04.036						
21	2	2:45.535	45.500	1:17.370	42.665	238.7	1:05:33.807	34	1	2:39.748	43.655	1:14.654	41.439	227.6	1:37:43.784						
22	2	2:44.969	45.273	1:16.792	42.904	217.2	1:08:18.776	35	1	2:40.178	43.893	1:14.733	41.552	211.6	1:40:23.962						
23	2	2:45.532	45.174	1:17.527	42.831	225.8	1:11:04.308	36	1	2:40.081	43.873	1:14.657	41.551	219.8	1:43:04.043						
24	2	2:44.237	44.696	1:16.856	42.685	234.5	1:13:48.545	37	1	2:40.416	44.167	1:14.400	41.849	217.2	1:45:44.459						
25	2	2:45.282	44.499	1:17.862	42.921	235.1	1:16:33.827	38	1	2:43.544	44.366	1:15.769	43.409	204.8	1:48:28.003						
26	2	2:44.270	44.562	1:17.242	42.466	221.6	1:19:18.097	39	1	2:44.202	44.587	1:16.332	43.283	212.1	1:51:12.205						
27	2	2:44.284	44.479	1:17.093	42.712	228.6	1:22:02.381	40	1	5:09.402	1:32.859	2:07.860	1:28.683		1:56:21.607						
28	2	2:45.850	45.117	1:17.752	42.981	215.9	1:24:48.231	41	1	2:47.041	49.507	1:15.240	42.294	222.0	1:59:08.648						
29	2	2:44.741	44.882	1:17.096	42.763	223.0	1:27:32.972	42	1	2:43.130	44.663	1:15.236	43.231	212.9	2:01:51.778						
30	2	2:44.632	44.630	1:17.100	42.902	225.3	1:30:17.604	88 Ebimotors Porsche 911 GT3 R GT3													
31	2	2:45.354	44.922	1:18.130	42.302	198.8	1:33:02.958	1.Paolo VENEROSI													
32	2	2:45.262	44.530	1:17.330	43.402	228.6	1:35:48.220	2.Alessandro BACCANI													
33	2	2:44.373	44.993	1:17.085	42.295	227.6	1:38:32.593	1	1	3:25.423	1:10.406	1:26.709	48.308	166.2	3:25.423						
34	2	2:43.741	44.552	1:16.765	42.424	221.6	1:41:16.334	2	1	2:53.088	51.313	1:18.901	42.874	198.1	6:18.511						
35	2	2:43.308	44.643	1:16.529	42.136	235.1	1:43:59.642	3	1	2:45.441	46.175	1:13.866	45.400	208.8	9:03.952						
36	2	2:43.687	44.967	1:16.501	42.219	237.1	1:46:43.329	4	1	2:38.111	44.472	1:12.536	41.103	216.3	11:42.063						
37	2	2:43.212	44.752	1:16.190	42.270	236.1	1:49:26.541	5	1	2:37.884	44.488	1:12.421	40.975	224.8	14:19.947						
38	2	3:31.232	44.581	1:18.663	1:27.988	231.0	1:52:57.773	6	1	2:38.999	42.882	1:14.138	41.979	221.6	16:58.946						
39	2	4:27.166	1:42.602	2:01.334	43.230		1:57:24.939	7	1	2:43.803	43.424	1:17.922	42.457	214.2	19:42.749						
40	2	2:44.433	45.073	1:16.827	42.533	229.6	2:00:09.372	8	1	2:50.933	44.301	1:21.387	45.245	201.8	22:33.682						
41	2	2:47.311	44.960	1:18.561	43.790	223.9	2:02:56.683	9	1	3:11.754B	46.482	1:25.654	59.618	212.9	25:45.436						
79 Ecurie Ecosse / Nielsen Ligier JS P3 - Nissan LMP3								1.Colin NOBLE													
								2.Alasdair McCAIG													
1	2	2:58.522	50.066	1:21.942	46.514	193.2	2:58.522	10	1	3:58.392	1:49.870	1:22.541	45.981	192.1	29:43.828						
2	2	2:43.535	48.917	1:14.029	40.589	210.8	5:42.057	11	1	2:52.512	46.933	1:20.572	45.007	202.5	32:36.340						
3	2	2:32.150	44.990	1:08.242	38.918	237.6	8:14.207	12	1	2:53.399	47.200	1:20.984	45.215	204.1	35:29.739						
4	2	2:27.716	43.821	1:05.989	37.906	249.7	10:41.923	13	1	2:53.290	46.906	1:20.006	46.378	211.2	38:23.029						
5	2	2:24.123	42.429	1:04.483	37.211	252.0	13:06.046	14	1	5:08.990	1:34.556	2:06.494	1:27.940		43:32.019						
6	2	2:26.392	40.956	1:08.123	37.313	255.0	15:32.438	15	1	3:06.588	59.667	1:21.334	45.587	210.4	46:38.607						
7	2	2:34.784	40.767	1:12.931	41.086	256.2	18:07.222	16	1	2:51.754	46.941	1:20.105	44.708	200.7	49:30.361						
8	2	2:37.714	41.814	1:14.996	40.904	227.2	20:44.936	17	1	2:51.627	47.064	1:20.438	44.125	227.6	52:21.988						
9	2	2:49.742	42.805	1:20.639	46.298	216.7	23:34.678	18	1	3:02.461B	46.956	1:20.765	54.740	206.0	55:24.449						
10	2	3:05.498B	46.770	1:24.910	53.818	189.4	26:40.176	19	2	5:09.244	3:06.060	1:18.573	44.611	177.3	1:00:33.693						
11	2	3:58.936	1:54.041	1:18.756	46.139	176.8	30:39.112	20	2	2:47.465	45.895	1:17.943	43.627	193.5	1:03:21.158						
12	2	2:49.717	46.071	1:16.896	46.750	166.5	33:28.829	21	2	2:45.857	45.171	1:17.463	43.223	228.1	1:06:07.015						
13	2	2:51.399	48.059	1:19.025	44.315	176.5	36:20.228	22	2	2:46.397	45.321	1:17.172	43.904	220.2	1:08:53.412						
14	2	3:24.633	45.824	1:15.247	1:23.562	187.2	39:44.861	23	2	2:45.912	45.461	1:17.147	43.304	226.2	1:11:39.324						
								24							2	2:47.267	45.167	1:17.749	44.351	221.6	1:14:26.591
								25							2	2:46.431	45.618	1:17.408	43.405	230.6	1:17:13.022
								26							2	2:46.106	44.989	1:17.456	43.661	219.8	1:19:59.128



Michelin Le Mans Cup SPA-Francorchamps Round Race

Sector Analysis

■ Personal Best
 ■ Session Best
 ■ Crossing the finish line in pit lane

Lap	D	Time	Sector 1	Sector 2	Sector 3	T. Spd	Elapsed	Lap	D	Time	Sector 1	Sector 2	Sector 3	T. Spd	Elapsed
27	2	2:50.923	45.243	1:20.925	44.755	233.0	1:22:50.051	41	2	2:41.781	44.556	1:15.442	41.783	223.9	2:00:13.411
28	2	2:47.887	45.733	1:18.442	43.712	233.0	1:25:37.938	42	2	2:38.672	43.899	1:13.697	41.076	236.6	2:02:52.083
29	2	2:46.800	45.383	1:17.699	43.718	228.1	1:28:24.738								
30	2	2:47.350	45.562	1:18.298	43.490	198.5	1:31:12.088								
31	2	2:48.431	45.347	1:18.877	44.207	223.9	1:34:00.519								
32	2	2:49.360	45.665	1:19.525	44.170	188.5	1:36:49.879								
33	2	2:48.757	45.598	1:19.350	43.809	200.7	1:39:38.636								
34	2	2:47.394	45.090	1:17.585	44.719	221.6	1:42:26.030								
35	2	2:54.881	45.403	1:21.560	47.918	197.7	1:45:20.911								
36	2	2:55.059	47.216	1:19.353	48.490	201.4	1:48:15.970								
37	2	3:03.858	47.851	1:27.106	48.901	188.5	1:51:19.828								
38	2	5:12.362	1:37.088	2:08.036	1:27.238		1:56:32.190								
39	2	3:02.069	47.917	1:25.757	48.395	166.7	1:59:34.259								
40	2	2:59.774	50.893	1:22.242	46.639	164.2	2:02:34.033								
98 Motorsport98 Ligier JS P3 - Nissan LMP3 1. Eric de DONCKER 2. Dino LUNARDI								99 N°Race Ligier JS P3 - Nissan LMP3 1. Alain COSTA 2. Johan-Boris SCHEIER							
1	1	3:18.916 B	56.268	1:26.072	56.576	186.5	3:18.916	1	1	3:09.069	54.605	1:26.926	47.538	172.3	3:09.069
2	1	3:26.378	1:36.853	1:09.451	40.074	233.0	6:45.294	2	1	2:49.828	50.341	1:16.341	43.146	199.9	5:58.897
3	1	2:33.560	44.343	1:08.816	40.401	245.2	9:18.854	3	1	2:39.591	44.919	1:14.337	40.335	221.6	8:38.488
4	1	2:35.005	44.226	1:09.938	40.841	226.7	11:53.859	4	1	2:37.662	48.744	1:10.398	38.520	235.6	11:16.150
5	1	2:38.449	44.328	1:11.707	42.414	236.6	14:32.308	5	1	2:32.091	42.597	1:09.142	40.352	237.6	13:48.241
6	1	2:39.744	43.798	1:14.470	41.476	235.6	17:12.052	6	1	2:33.162	43.022	1:10.482	39.658	235.1	16:21.403
7	1	2:39.232	43.512	1:14.757	40.963	239.7	19:51.284	7	1	2:37.499	42.211	1:13.774	41.514	247.4	18:58.902
8	1	2:43.264	44.067	1:15.937	43.260	239.2	22:34.548	8	1	2:36.884	42.615	1:14.194	40.075	240.3	21:35.786
9	1	2:52.685	46.079	1:21.153	45.453	200.3	25:27.233	9	1	2:54.749 B	42.702	1:20.111	51.936	246.8	24:30.535
10	1	2:56.661	48.686	1:20.558	47.417	197.4	28:23.894	10	1	4:05.446	2:04.261	1:17.947	43.238	195.6	28:35.981
11	1	3:00.995	52.186	1:21.582	47.227	199.6	31:24.889	11	1	2:49.250	45.360	1:18.404	45.486	193.5	31:25.231
12	1	3:02.503	51.615	1:21.462	49.426	158.4	34:27.392	12	1	2:54.479	48.460	1:20.347	45.672	191.1	34:19.710
13	1	2:53.844	48.833	1:19.092	45.919	178.2	37:21.236	13	1	2:51.796	48.386	1:18.613	44.797	194.9	37:11.506
14	1	4:22.316	49.272	2:04.165	1:28.879	177.1	41:43.552	14	1	4:07.920	49.169	1:51.540	1:27.211	177.3	41:19.426
15	1	3:59.383	1:42.230	1:32.142	45.011		45:42.935	15	1	4:07.409	1:41.685	1:42.076	43.648		45:26.835
16	1	2:50.829	47.550	1:19.131	44.148	185.9	48:33.764	16	1	2:47.096	46.042	1:17.695	43.359	190.1	48:13.931
17	1	2:49.270	47.208	1:18.560	43.502	202.5	51:23.034	17	1	2:48.792	46.881	1:18.424	43.487	166.5	51:02.723
18	1	2:50.146	46.409	1:19.445	44.292	217.6	54:13.180	18	1	2:47.456	46.098	1:17.459	43.899	201.8	53:50.179
19	1	2:56.088 B	46.467	1:18.334	51.287	209.6	57:09.268	19	1	2:52.551 B	45.232	1:16.697	50.622	204.8	56:42.730
20	2	4:56.675	2:58.037	1:16.635	42.003	197.0	1:02:05.943	20	2	5:00.865	2:59.766	1:18.322	42.777	200.7	1:01:43.595
21	2	2:38.978	45.420	1:12.906	40.652	230.1	1:04:44.921	21	2	2:43.182	45.053	1:15.938	42.191	217.6	1:04:26.777
22	2	2:36.369	43.464	1:12.261	40.644	244.1	1:07:21.290	22	2	2:49.078 B	44.740	1:15.453	48.885	213.7	1:07:15.855
23	2	2:37.647	44.428	1:12.485	40.734	241.3	1:09:58.937	23	2	2:53.438	56.109	1:15.392	41.937	218.0	1:10:09.293
24	2	2:37.804	43.524	1:13.467	40.813	246.8	1:12:36.741	24	2	2:42.214	44.522	1:15.491	42.201	218.0	1:12:51.507
25	2	2:36.909	43.209	1:12.953	40.747	247.4	1:15:13.650	25	2	2:43.487	45.236	1:16.104	42.147	233.0	1:15:34.994
26	2	2:37.722	43.171	1:13.065	41.486	244.1	1:17:51.372	26	2	2:41.259	44.481	1:15.083	41.695	213.7	1:18:16.253
27	2	2:40.936	44.058	1:16.086	40.792	208.4	1:20:32.308	27	2	2:41.193	44.209	1:15.033	41.951	221.6	1:20:57.446
28	2	2:38.014	43.586	1:13.396	41.032	240.3	1:23:10.322	28	2	2:41.482	44.141	1:15.212	42.129	229.1	1:23:38.928
29	2	2:38.254	43.784	1:13.782	40.688	230.6	1:25:48.576	29	2	2:41.424	44.348	1:15.388	41.688	211.6	1:26:20.352
30	2	2:37.602	43.290	1:13.494	40.818	240.3	1:28:26.178	30	2	2:43.434	45.739	1:15.636	42.059	215.4	1:29:03.786
31	2	2:39.032	43.931	1:13.872	41.229	236.6	1:31:05.210	31	2	2:42.135	44.389	1:15.771	41.975	212.9	1:31:45.921
32	2	2:38.282	43.397	1:13.772	41.113	232.0	1:33:43.492	32	2	2:43.518	44.743	1:16.287	42.488	215.0	1:34:29.439
33	2	2:39.535	44.157	1:14.325	41.053	215.0	1:36:23.027	33	2	2:45.242	44.966	1:17.525	42.751	196.3	1:37:14.681
34	2	2:38.637	44.020	1:13.494	41.123	229.1	1:39:01.664	34	2	2:44.336	45.106	1:16.318	42.912	218.5	1:39:59.017
35	2	2:40.440	44.158	1:14.952	41.330	208.8	1:41:42.104	35	2	2:44.038	44.509	1:16.537	42.992	204.1	1:42:43.055
36	2	2:38.614	44.152	1:13.625	40.837	232.0	1:44:20.718	36	2	2:43.947	45.364	1:16.423	42.160	184.0	1:45:27.002
37	2	2:38.739	44.202	1:13.754	40.783	231.0	1:46:59.457	37	2	2:47.533	44.526	1:16.481	46.526	213.3	1:48:14.535
38	2	2:39.077	43.821	1:13.370	41.886	234.0	1:49:38.534	38	2	2:43.477	45.182	1:15.932	42.363	224.3	1:50:58.012
39	2	3:31.897	44.449	1:19.810	1:27.638	217.2	1:53:10.431	39	2	4:27.921	56.682	2:04.744	1:26.495		1:55:25.933
40	2	4:21.199	1:42.096	1:56.852	42.251		1:57:31.630	40	2	3:18.749	1:19.323	1:16.846	42.580	209.2	1:58:44.682
								41	2	2:42.838	45.849	1:15.188	41.801	209.6	2:01:27.520
								42	2	2:42.992	45.225	1:15.584	42.183	209.6	2:04:10.512