

Michelin Le Mans Cup

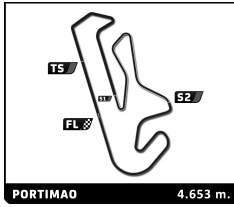
Portimao Round

Free Practice 1

Sector Analysis

■ Personal Best ■ Session Best B Crossing the finish line in pit lane

Lap	D	Time	Sector 1	Sector 2	Sector 3	T. Spd	Elapsed	Lap	D	Time	Sector 1	Sector 2	Sector 3	T. Spd	Elapsed									
2		Ecurie Ecosse / Nielsen 1. Anthony WELLS 2. James LITTLEJOHN						Ligier JS P3 - Nissan LMP3																
1	1	2:46.048	1:21.140	42.066	42.842		2:46.048	12	1	1:47.784	33.367	35.132	39.285	256.5	25:20.406									
2	1	1:50.588	34.411	36.488	39.689	252.9	4:36.636	13	1	1:49.556	34.268	35.804	39.484	257.8	27:09.962									
3	1	1:46.152	33.007	34.088	39.057	257.8	6:22.788	14	1	1:52.907	33.201	38.534	41.172	255.3	29:02.869									
4	1	1:44.156	32.256	33.608	38.292	258.4	8:06.944	15	1	3:04.976	47.794	1:02.456	1:14.726	236.8	32:07.845									
5	1	1:44.501	32.114	33.785	38.602	259.0	9:51.445	16	1	3:19.169 B	1:11.884	1:02.774	1:04.511		35:27.014									
6	1	1:43.778	32.082	33.744	37.952	257.1	11:35.223	17	1	6:10.182	4:45.918	39.948	44.316		41:37.196									
7	1	1:44.137	31.730	34.662	37.745	258.4	13:19.360	18	1	2:16.359 B	38.673	41.717	55.969	215.6	43:53.555									
8	1	1:42.917	31.710	33.389	37.818	260.2	15:02.277	19	1	7:47.159	6:19.298	42.129	45.732		51:40.714									
9	1	1:43.624	32.052	33.648	37.924	260.9	16:45.901	20	1	2:24.408 B	38.345	38.404	1:07.659	233.8	54:05.122									
10	1	1:54.038 B	33.722	34.142	46.174	260.9	18:39.939								8		Kessel Racing 1. Sergio PIANEZZOLA 2. Giacomo PICCINI		Ferrari 488 GT3 GT3					
11	1	12:55.595	...	59.938	1:13.356		31:35.534	1	2	2:14.803	52.724	40.088	41.991		2:14.803									
12	1	3:26.410	1:11.649	1:02.057	1:12.704		35:01.944	2	2	1:48.632	33.592	35.122	39.918	259.6	4:03.435									
13	1	1:47.723	35.475	33.863	38.385	217.3	36:49.667	3	2	1:45.486	32.539	34.425	38.522	261.5	5:48.921									
14	1	1:50.692	32.284	35.607	42.801	255.3	38:40.359	4	2	1:44.854	32.210	33.949	38.695	260.2	7:33.775									
15	1	2:05.853 B	33.445	39.438	52.970	252.9	40:46.212	5	2	1:44.780	32.372	33.727	38.681	262.1	9:18.555									
																6		2	1:44.811	32.186	33.660	38.965	262.1	11:03.366
																7		2	1:51.485	35.177	35.765	40.543	262.1	12:54.851
																8		2	1:44.811	32.269	33.745	38.797	262.8	14:39.662
																9		2	1:44.876	32.258	33.738	38.880	260.9	16:24.538
																10		2	1:54.091 B	32.287	33.733	48.071	262.8	18:18.629
																11		1	4:20.911	3:04.671	35.249	40.991		22:39.540
																12		1	1:46.481	32.967	34.292	39.222	260.2	24:26.021
																13		1	1:48.443	34.176	34.894	39.373	262.8	26:14.464
																14		1	1:46.384	32.527	34.607	39.250	262.8	28:00.848
																15		1	2:10.601	32.742	34.536	1:03.323	262.1	30:11.449
																16		1	3:30.746 B	1:11.906	1:02.506	1:16.334		33:42.195
																17		1	4:11.537	2:55.269	35.253	41.015		37:53.732
																18		1	1:49.698	32.876	36.258	40.564	260.2	39:43.430
																19		1	1:50.379	33.306	36.447	40.626	259.6	41:33.809
																20		1	2:01.665 B	33.675	36.261	51.729	260.2	43:35.474
3		DKR Engineering 1. Léonard HOOGENBOOM 2. Jens PETERSEN						Norma M 30 - Nissan LMP3																
1	1	2:44.862	1:22.536	40.468	41.858		2:44.862	1	2	2:52.419	1:34.037	37.835	40.547		2:52.419									
2	1	1:47.532	34.282	34.846	38.404	240.5	4:32.394	2	2	2:03.675	34.496	43.847	45.332	253.5	4:56.094									
3	1	1:42.281	31.406	33.644	37.231	266.0	6:14.675	3	2	1:43.132	32.064	33.465	37.303	255.9	6:39.226									
4	1	1:44.859	31.761	35.750	37.348	269.3	7:59.534	4	2	1:42.478	31.890	33.247	37.341	259.0	8:21.704									
5	1	1:42.048	31.514	33.365	37.169	267.3	9:41.582	5	2	1:42.933	31.894	33.284	37.755	260.2	10:04.637									
6	1	1:41.650	31.135	33.240	37.275	266.7	11:23.232	6	2	1:43.960	32.517	33.034	38.409	259.0	11:48.597									
7	1	1:42.271	31.697	33.484	37.090	269.3	13:05.503	7	2	1:52.809 B	34.497	33.702	44.610	260.2	13:41.406									
8	1	1:42.061	31.124	33.431	37.506	270.0	14:47.564	8	1	9:57.234	8:42.845	35.164	39.225		23:38.640									
9	1	1:43.421	31.995	33.815	37.611	269.3	16:30.985	9	1	1:45.730	32.810	34.242	38.678	255.3	25:24.370									
10	1	1:51.508 B	31.948	33.753	45.807	271.4	18:22.493	10	1	1:46.290	33.112	34.395	38.783	256.5	27:10.660									
11	2	3:24.270	2:08.702	36.514	39.054		21:46.763	11	1	1:45.795	32.788	34.317	38.690	257.8	28:56.455									
12	2	1:48.510	32.790			261.5	23:35.273	12	1	2:49.465	32.899	1:02.712	1:13.854	257.1	31:45.920									
13	2	1:45.675	32.617	34.738	38.320	263.4	25:20.948	13	1	3:22.025	1:11.579	1:02.418	1:08.028		35:07.945									
14	2	1:46.203	32.320			267.3	27:07.151	14	1	1:49.086	34.923	35.058	39.105	234.3	36:57.031									
15	2	1:46.235	32.104	36.188	37.943	264.7	28:53.386	15	1	1:46.225	32.565	34.771	38.889	254.7	38:43.256									
16	2	2:54.873 B	32.783	1:03.515	1:18.575	267.3	31:48.259	16	1	1:47.963	32.570	35.821	39.572	255.3	40:31.219									
17	2	5:06.943	3:53.842	34.831	38.270		36:55.202	17	1	2:01.269 B	33.804	37.091	50.374	254.7	42:32.488									
18	2	1:45.676	32.542	34.729	38.405	262.1	38:40.878	18	1	9:43.159	8:20.829	37.558	44.772		52:15.647									
19	2	1:46.811	33.101	35.070	38.640	266.0	40:27.689	19	1	2:45.555 B	36.519	37.469	1:31.567	242.2	55:01.202									
20	2	1:47.113	32.863	35.661	38.589	265.4	42:14.802								14		RLR MSport 1. John FARANO 2. Job VAN UITERT		Ligier JS P3 - Nissan LMP3					
21	2	2:00.823 B	33.635	38.063	49.125	266.0	44:15.625	1	2	2:52.419	1:34.037	37.835	40.547		2:52.419									
4		Brookspeed International 1. John SCHAUERMAN 2. Nicolas RONDET						Ligier JS P3 - Nissan LMP3																
1	2	3:19.932	1:58.426	40.539	40.967		3:19.932	2	2	2:03.675	34.496	43.847	45.332	253.5	4:56.094									
2	2	1:46.265	33.221	34.849	38.195	252.3	5:06.197	3	2	1:43.132	32.064	33.465	37.303	255.9	6:39.226									
3	2	1:43.118	31.966	33.641	37.511	256.5	6:49.315	4	2	1:42.809	31.814	33.356	37.839	259.6	8:32.469									
4	2	1:43.154	31.959	33.356	37.839	259.6	8:32.469	5	2	1:42.902	31.574	33.532	37.796	261.5	10:15.278									
5	2	1:42.809	31.814	33.610	37.385	261.5	10:15.278	6	2	1:42.860	31.846	33.524	37.490	263.4	13:41.040									
6	2	1:42.902	31.574	33.532	37.796	261.5	11:58.180	7	2	1:52.417 B	32.550	34.444	45.423	263.4	15:33.457									
7	2	1:42.860	31.846	33.524	37.490	263.4	13:41.040	8	1	4:16.687	2:55.251	39.251	42.185		19:50.144									
8	2	1:52.417 B	32.550	34.444	45.423	263.4	15:33.457	9	1	1:52.122	34.093	35.936	42.093	252.9	21:42.266									
9	1	4:16.687	2:55.251	39.251	42.185		19:50.144	10	1	1:50.356	34.751	35.956	39.649	225.0	23:32.622									
10	1	1:52.122	34.093	35.936	42.093	252.9	21:42.266								4		Brookspeed International 1. John SCHAUERMAN 2. Nicolas RONDET		Ligier JS P3 - Nissan LMP3					
11	1	1:50.356	34.751	35.956	39.649	225.0	23:32.622								4		Brookspeed International 1. John SCHAUERMAN 2. Nicolas RONDET		Ligier JS P3 - Nissan LMP3					



Michelin Le Mans Cup

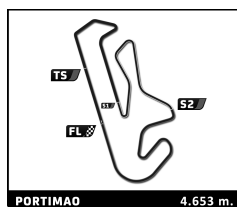
Portimao Round

Free Practice 1

Sector Analysis

Personal Best Session Best B Crossing the finish line in pit lane

Lap	D	Time	Sector 1	Sector 2	Sector 3	T. Spd	Elapsed	Lap	D	Time	Sector 1	Sector 2	Sector 3	T. Spd	Elapsed
20		DB Autosport					Norma M 30 - Nissan								
		1.Nicolas MAULINI					LMP3								
		2.Jean-Ludovic FOUBERT													
1	1	2:20.328	58.241	39.256	42.831		2:20.328	10	1	1:49.895	35.052	35.331	39.512	258.4	19:16.771
2	1	1:49.194	34.463	35.350	39.381	244.3	4:09.522	11	1	1:48.857	33.221	35.832	39.804	258.4	21:05.628
3	1	1:48.189	33.591	35.586	39.012	255.3	5:57.711	12	1	1:57.240 B	33.558	36.568	47.114	256.5	23:02.868
4	1	1:54.415 B	33.691	34.992	45.732	255.9	7:52.126	13	2	4:36.175	3:25.256	33.303	37.616		27:39.043
5	1	7:48.736	6:34.360	35.106	39.270		15:40.862	14	2	1:42.634	32.171	33.282	37.181	263.4	29:21.677
6	1	1:46.139	32.608	34.455	39.076	254.1	17:27.001	15	2	3:10.462 B	53.466	1:01.806	1:15.190	257.8	32:32.139
7	1	1:46.579	33.602	34.472	38.505	259.0	19:13.580	16	2	7:38.520	6:26.487	33.572	38.461		40:10.659
8	1	1:53.230 B	33.175	34.508	45.547	260.9	21:06.810	17	2	1:43.073	31.770	33.339	37.964	258.4	41:53.732
9	2	5:51.720	4:32.425	38.410	40.885		26:58.530	18	2	1:53.998 B	32.075	34.740	47.183	258.4	43:47.730
10	2	14:35.468	34.838	36.740	...	250.0	41:33.998	19	2	11:14.213 B	9:15.721	34.242	1:24.250		55:01.943
11	2	1:58.037	37.255	38.438	42.344	240.5	43:32.035								
12	2	1:58.633	35.329	38.996	44.308	248.8	45:30.668								
13	2	1:57.423	36.296	38.878	42.249	244.3	47:28.091								
14	2	1:59.524	37.856	38.520	43.148	243.2	49:27.615								
15	2	1:58.013	36.603	37.918	43.492	241.1	51:25.628								
16	2	2:17.217 B	35.825	37.401	1:03.991	241.1	53:42.845								
21		DB Autosport					Norma M 30 - Nissan								
		1.Jacques WOLFF					LMP3								
		2.Nicolas SCHATZ													
1	2	2:20.316	1:01.212	37.838	41.266		2:20.316	1	1	2:15.974	49.989	42.401	43.584		2:15.974
2	2	1:46.190	32.707	35.124	38.359	257.8	4:06.506	2	1	1:53.042	35.503	36.704	40.835	248.3	4:09.016
3	2	1:47.671	33.564	35.365	38.742	267.3	5:54.177	3	1	1:50.227	34.655	35.913	39.659	254.7	5:59.243
4	2	1:44.780	31.607	34.699	38.474	266.7	7:38.957	4	1	1:47.393	32.790	35.379	39.224	257.8	7:46.636
5	2	1:42.216	31.523	33.296	37.397	271.4	9:21.173	5	1	1:49.094	33.427	35.253	40.414	251.7	9:35.730
6	2	1:42.719	31.066	33.271	38.382	272.0	11:03.892	6	1	1:46.472	32.664	34.561	39.247	257.8	11:22.202
7	2	1:42.125	31.974	33.053	37.098	268.7	12:46.017	7	1	1:46.539	33.032	34.990	38.517	256.5	13:08.741
8	2	1:41.998	31.168	33.108	37.722	272.0	14:28.015	8	1	1:45.771	32.739	34.529	38.503	259.6	14:54.512
9	2	1:43.889	32.157	33.887	37.845	270.7	16:11.904	9	1	1:45.976	32.557	34.926	38.493	258.4	16:40.488
10	2	1:42.178	31.849	33.159	37.170	272.0	17:54.082	10	1	1:45.756	32.290	34.573	38.893	259.6	18:26.244
11	2	1:43.476	31.361	33.030	39.085	271.4	19:37.558	11	1	1:46.424	33.107	34.823	38.494	255.9	20:12.668
12	2	1:41.908	31.397	33.338	37.173	264.7	21:19.466	12	1	1:45.537	32.310	34.883	38.344	261.5	21:58.205
13	2	1:54.578 B	32.991	34.471	47.116	272.0	23:14.044	13	1	1:47.946	32.413	35.111	40.422	260.9	23:46.151
14	2	9:16.419 B	6:59.238	1:01.834	1:15.347		32:30.463	14	1	1:45.648	32.663	34.424	38.561	259.6	25:31.799
15	1	5:58.941	4:41.530	36.850	40.561		38:29.404	15	1	1:53.938	34.478	36.810	42.650	259.6	27:25.737
16	1	1:51.358	33.548	36.045	41.765	260.9	40:20.762	16	1	1:45.399	32.708	34.337	38.354	258.4	29:11.136
17	1	1:52.165	34.329	37.006	40.830	255.9	42:12.927	17	1	3:06.187 B	46.134	1:03.195	1:16.858	260.2	32:17.323
18	1	1:51.691	34.227	36.531	40.933	261.5	44:04.618	18	2	4:19.265	3:06.360	34.669	38.236		36:36.588
19	1	1:54.393	34.380	37.996	42.017	262.8	45:59.011	19	2	1:51.468	34.091	34.819	42.558	255.9	38:28.056
20	1	1:57.351	36.026	38.863	42.462	257.1	47:56.362	20	2	1:45.026	32.245	33.928	38.853	254.7	40:13.082
21	1	2:05.040 B	36.701	37.712	50.627	257.8	50:01.402	21	2	1:44.226	31.854	33.660	38.712	258.4	41:57.308
22	1	3:53.482 B	2:12.453	39.783	1:01.246		53:54.884	22	2	1:46.739	32.256	34.131	40.352	257.8	43:44.047
22		United Autosports					Ligier JS P3 - Nissan								
		1.James MCGUIRE					LMP3								
		2.Matthew BELL													
1	1	2:42.715	1:14.099	42.765	45.851		2:42.715	1	1	2:49.143	1:20.241	42.695	46.207		2:49.143
2	1	1:55.212	36.442	37.020	41.750	248.3	4:37.927	2	1	1:55.018	37.114	37.693	40.211	216.9	4:44.161
3	1	1:52.860	34.858	36.584	41.418	254.7	6:30.787	3	1	1:47.238	33.409	34.890	38.939	250.0	6:31.399
4	1	1:50.841	34.726	35.999	40.116	257.8	8:21.628	4	1	1:46.322	34.130	34.232	37.960	256.5	8:17.721
5	1	1:48.892	33.773	35.750	39.369	256.5	10:10.520	5	1	1:44.307	32.265	33.840	38.202	258.4	10:02.028
6	1	1:49.045	33.465	36.088	39.492	257.1	11:59.565	6	1	1:46.454	33.267	33.599	39.588	259.0	11:48.482
7	1	1:48.239	33.508	35.481	39.250	258.4	13:47.804	7	1	1:45.569	33.821	34.077	37.671	259.6	13:34.051
8	1	1:49.641	34.163	35.537	39.941	255.9	15:37.445	8	1	1:43.754	31.940	33.825	37.989	260.9	15:17.805
9	1	1:49.431	33.963	35.522	39.946	256.5	17:26.876	9	1	1:51.802 B	32.410	33.683	45.709	259.0	17:09.607
23		United Autosports					Ligier JS P3 - Nissan								
		1.Richard MEINS					LMP3								
		2.Christian ENGLAND													
10	1	1:49.895	35.052	35.331	39.512	258.4	19:16.771	10	1	9:02.369	7:50.087	34.040	38.242		26:11.976
11	1	1:48.857	33.221	35.832	39.804	258.4	21:05.628	11	1	1:44.205	32.058	33.903	38.244	259.6	27:56.181
12	1	1:57.240 B	33.558	36.568	47.114	256.5	23:02.868	12	1	1:58.887	32.020	34.425	52.442	255.9	29:55.068
13	2	4:36.175	3:25.256	33.303	37.616		27:39.043	13	1	3:36.184	1:12.622	1:05.920	1:17.642		33:31.252
14	2	1:42.634	32.171	33.282	37.181	263.4	29:21.677	14	1	2:36.031	1:13.082	44.292	38.657		36:07.283
15	2	3:10.462 B	53.466	1:01.806	1:15.190	257.8	32:32.139	15	1	1:44.639	32.088	34.024	38.527	255.3	37:51.922
16	2	7:38.520	6:26.487	33.572	38.461		40:10.659	16	1	1:55.735 B	32.000	33.996	49.739	255.9	39:47.657
17	2	1:43.073	31.770	33.339	37.964	258.4	41:53.732								
18	2	1:53.998 B	32.075	34.740	47.183	258.4	43:47.730								
19	2	11:14.213 B	9:15.721	34.242	1:24.250		55:01.943								
24		Cool Racing					Ligier JS P3 - Nissan								
		1.Alexandre COIGNY					LMP3								
		2.Antonin BORGA													
1	1	2:49.143	1:20.241	42.695	46.207		2:49.143	1	1	1:51.802 B	32.410	33.683	45.709	259.0	17:09.607
2	1	1:55.018	37.114	37.693	40.211	216.9	4:44.161	2	1	1:44.307	32.265	33.840	38.202	258.4	10:02.028
3	1	1:47.238	33.409	34.890	38.939	250.0	6:31.399	3	1	1:46.454	33.267	33.599	39.588	259.0	11:48.482
4	1	1:46.322	34.130	34.232	37.960	256.5	8:17.721	4	1	1:45.569	33.821	34.077	37.671	259.6	13:34.051
5	1	1:44.307	32.265	33.840	38.202	258.4	10:02.028	5	1	1:43.754	31.940	33.825	37.989	260.9	15:17.805
6	1	1:46.454	33.267	33.599	39.588	259.0	11:48.482	6	1	1:51.802 B	32.410	33.683	45.709	259.0	17:09.607
7	1	1:45.569	33.821	34.077	37.671	259.6	13:34.051	7	1	1:44.205	32.058	33.903	38.244	259.6	27:56.181
8	1	1:43.754	31.940	33.825	37.989	260.9	15:17.805	8	1	1:58.887	32.020	34.425	52.442	255.9	29:55.068
9	1	1:51.802 B	32.410	33.683	45.709	259.0	17:09.607	9	1	3:36.184	1:12.622	1:05.920	1:17.642		33:31.252
10	1	9:02.369	7:50.087	34.040	38.242		26:11.976	10	1	2:36.031	1:13.082	44.292	38.657		36:07.283
11	1	1:44.205	32.058	33.903	38.244	259.6	27:56.181	11	1	1:44.639	32.088	34.024	38.527	255.3	37:51.922
12	1	1:58.887	32.020	34.425	52.442	255.9	29:55.068	12	1	1:55.735 B	32.000	33.996	49.739	255.9	39:47.657
13	1	3:36.184	1:12.622	1:05.920	1:17.642		33:31.252								
14	1	2:36.031	1:13.082	44.292	3										



Michelin Le Mans Cup

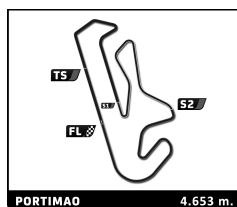
Portimao Round

Free Practice 1

Sector Analysis

■ Personal Best
 ■ Session Best
 ■ Crossing the finish line in pit lane

Lap	D	Time	Sector 1	Sector 2	Sector 3	T. Spd	Elapsed	Lap	D	Time	Sector 1	Sector 2	Sector 3	T. Spd	Elapsed								
17	2	3:59.949	2:45.630	35.331	38.988		43:47.606	1	1	2:09.524	47.656	39.985	41.883		2:09.524								
18	2	1:47.062	32.826	35.865	38.371	257.1	45:34.668	2	1	1:49.214	34.749	35.295	39.170	250.6	3:58.738								
19	2	1:54.485 B	33.786	36.750	43.949	256.5	47:29.153	3	1	1:46.134	32.987	34.675	38.472	252.3	5:44.872								
20	2	5:50.942 B	4:20.707	35.242	54.993		53:20.095	4	1	1:45.822	33.274	34.306	38.242	255.9	7:30.694								
25 Lanan Racing Norma M 30 - Nissan LMP3 1. Michael BENHAM 2. Duncan TAPPY								5								1	1	1:43.679	32.005	33.877	37.797	259.0	9:14.373
1	2	2:13.585	51.808	40.463	41.314		2:13.585	6	1	1:44.345	32.195	33.840	38.310	259.0	10:58.718								
2	2	1:46.777	33.423	34.737	38.617	260.2	4:00.362	7	1	1:44.422	32.260	34.141	38.021	258.4	12:43.140								
3	2	1:44.726	31.511	34.894	38.321	266.0	5:45.088	8	1	1:44.384	32.512	33.857	38.015	258.4	14:27.524								
4	2	1:41.867	32.006	33.085	36.776	268.0	7:26.955	9	1	1:44.060	32.363	33.707	37.990	257.8	16:11.584								
5	2	1:40.443	30.862	32.738	36.843	267.3	9:07.398	10	1	1:53.603 B	33.029	34.613	45.961	260.2	18:05.187								
6	2	1:40.873	31.015	32.863	36.995	268.7	10:48.271	11	1	3:49.846	2:34.263	34.681	40.902		21:55.033								
7	2	1:43.644	33.917	32.956	36.771	268.0	12:31.915	12	1	1:46.645	33.891	34.220	38.534	251.2	23:41.678								
8	2	1:40.829	31.045	32.771	37.013	269.3	14:12.744	13	1	1:45.845	32.506	34.246	39.093	257.8	25:27.523								
9	2	1:40.920	31.037	32.907	36.976	268.7	15:53.664	14	1	1:45.189	32.799	34.235	38.155	256.5	27:12.712								
10	2	1:44.322	31.229	33.158	39.935	272.7	17:37.986	15	1	1:52.661 B	32.262	34.645	45.754	257.8	29:05.373								
11	2	1:41.064	31.055	33.047	36.962	268.7	19:19.050	16	2	5:32.930	3:15.454	1:02.672	1:14.804		34:38.303								
12	2	1:50.436 B	31.252	34.858	44.326	270.0	21:09.486	17	2	2:02.603	50.653	34.028	37.922		36:40.906								
13	1	4:20.832	3:08.204	34.177	38.451		25:30.318	18	2	1:43.460	31.956	33.639	37.865	255.9	38:24.366								
14	1	1:47.998	34.524	34.447	39.027	266.0	27:18.316	19	2	1:43.625	32.091	33.852	37.682	257.8	40:07.991								
15	1	1:44.459	32.041	34.154	38.264	266.0	29:02.775	20	2	1:43.480	31.749	34.029	37.702	257.8	41:51.471								
16	1	2:59.941 B	40.012	1:03.404	1:16.525	264.7	32:02.716	21	2	1:53.448 B	32.007	34.500	46.941	257.8	43:44.919								
17	1	6:20.734	5:07.214	35.044	38.476		38:23.450	22	2	6:57.951 B	5:30.245	37.484	50.222		50:42.870								
18	1	1:48.072	32.906	34.957	40.209	262.8	40:11.522	23	2	4:53.443 B	2:56.083	36.364	1:20.996		55:36.313								
19	1	1:46.925	32.147	34.277	40.501	266.0	41:58.447	39 Graff Norma M 30 - Nissan LMP3 1. Eric TROUILLET 2. Adrien TROUILLET															
20	1	1:58.043 B	33.290	36.054	48.699	260.9	43:56.490	1	1	2:23.937	1:03.603	39.124	41.210		2:23.937								
30 CD Sport Norma M 30 - Nissan LMP3 1. Laurents HÖRR 2. Fabien LAVERGNE								2	1	1:50.239	34.883	35.663	39.693	261.5	4:14.176								
1	1	3:08.483	1:45.158	41.099	42.226		3:08.483	3	1	1:45.987	32.807	34.723	38.457	263.4	6:00.163								
2	1	1:49.440	34.253	35.818	39.369	248.3	4:57.923	4	1	1:46.193	32.588	34.680	38.925	267.3	7:46.356								
3	1	1:45.525	32.872	34.484	38.169	260.2	6:43.448	5	1	1:45.380	32.601	34.320	38.459	264.7	9:31.736								
4	1	2:01.134 B	34.203	36.089	50.842	257.8	8:44.582	6	1	1:44.538	32.114	34.110	38.314	268.0	11:16.274								
5	1	3:49.832	2:37.955	34.286	37.591		12:34.414	7	1	1:45.222	32.198	33.639	39.385	267.3	13:01.496								
6	1	1:42.734	31.500	33.479	37.755	269.3	14:17.148	8	1	1:44.146	32.040	33.838	38.268	267.3	14:45.642								
7	1	1:44.248	31.139	33.269	39.840	270.0	16:01.396	9	1	1:44.750	32.110	33.804	38.836	266.7	16:30.392								
8	1	1:42.278	31.212	33.019	38.047	271.4	17:43.674	10	1	1:44.160	32.249	33.676	38.235	257.8	18:14.552								
9	1	1:42.862	32.319	32.940	37.603	273.4	19:26.536	11	1	1:43.764	31.981	33.710	38.073	267.3	19:58.316								
10	1	1:42.454	31.332	33.286	37.836	271.4	21:08.990	12	1	1:50.914 B	32.775	34.306	43.833	268.0	21:49.230								
11	1	1:50.356 B	31.508	34.001	44.847	269.3	22:59.346	13	1	6:27.105	5:12.886	35.458	38.761		28:16.335								
12	2	4:23.082	2:59.986	38.298	44.798		27:22.428	14	1	2:17.380	32.015	34.101	1:11.264	264.7	30:33.715								
13	2	1:47.346	33.205	34.988	39.153	264.7	29:09.774	15	1	3:33.437 B	1:12.786	1:02.986	1:17.665		34:07.152								
14	2	3:03.981	46.029	1:03.093	1:14.859	267.3	32:13.755	16	2	3:20.776	2:04.715	36.485	39.576		37:27.928								
15	2	3:06.131	1:12.349	1:03.141	50.641		35:19.886	17	2	1:45.381	32.232	34.111	39.038	262.8	39:13.309								
16	2	1:47.882	33.632	35.069	39.181	262.1	37:07.768	18	2	1:52.210	33.722	36.940	41.548	263.4	41:05.519								
17	2	1:47.099	32.731	35.151	39.217	264.7	38:54.867	19	2	1:51.236	33.375	35.544	42.317	262.1	42:56.755								
18	2	1:47.058	32.881	35.232	38.945	266.7	40:41.925	20	2	2:00.250 B	34.743	37.533	47.974	260.9	44:57.005								
19	2	1:50.434	32.825	36.885	40.724	267.3	42:32.359	21	1	8:35.542 B	6:52.282	39.895	1:03.365		53:32.547								
20	2	2:02.745 B	35.152	38.587	49.006	265.4	44:35.104	22	1	5:46.924 B	3:33.560	47.857	1:25.507		59:19.471								
21	2	6:22.780	5:00.142	39.080	43.558		50:57.884	40 Graff Norma M 30 - Nissan LMP3 1. Adrien CHILA 2. Marc-Antoine DANNIELOI															
22	2	2:18.563 B	35.530	36.807	1:06.226	259.0	53:16.447	1	2	2:42.599	1:12.099	44.223	46.277		2:42.599								
23	2	3:14.403 B	1:10.932	43.804	1:19.667		56:30.850	2	2	1:56.659	38.395	37.929	40.335	237.9	4:39.258								
32 United Autosport Ligier JS P3 - Nissan LMP3 1. Najaf HUSAIN 2. Colin BRAUN								3	2	1:51.095	33.861	36.873	40.361	261.5	6:30.353								
1	2	2:42.599	1:12.099	44.223	46.277		2:42.599	4	2	1:45.783	32.915	34.453	38.415	264.7	8:16.136								
2	2	1:56.659	38.395	37.929	40.335	237.9	4:39.258	5	2	1:44.558	32.430	33.658	38.470	267.3	10:00.694								



Michelin Le Mans Cup

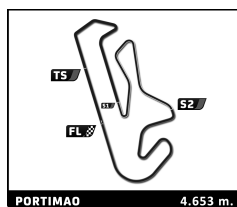
Portimao Round

Free Practice 1

Sector Analysis

Personal Best Session Best B Crossing the finish line in pit lane

Lap	D	Time	Sector 1	Sector 2	Sector 3	T. Spd	Elapsed	Lap	D	Time	Sector 1	Sector 2	Sector 3	T. Spd	Elapsed							
6	2	1:57.049	37.146	38.719	41.184	215.1	11:57.743	14	1	1:51.997	34.375	36.057	41.565	255.9	28:43.046							
7	2	1:44.600	32.871	33.774	37.955	264.7	13:42.343	15	1	2:45.789	34.202	55.086	1:16.501	255.3	31:28.835							
8	2	1:43.899	31.888	34.016	37.995	270.0	15:26.242	16	1	3:35.382 B	1:12.335	1:03.864	1:19.183		35:04.217							
9	2	1:52.990 B	31.610	33.350	48.030	270.0	17:19.232	17	1	5:16.810	3:43.946	42.076	50.788		40:21.027							
10	2	4:41.705	3:29.835	33.286	38.584		22:00.937	18	1	2:23.912 B	40.255	43.834	59.823	231.8	42:44.939							
11	2	1:44.199	32.149	33.646	38.404	268.0	23:45.136	19	1	7:05.712	5:28.192	45.252	52.268		49:50.651							
12	2	1:43.728	31.695	33.962	38.071	268.7	25:28.864	20	1	2:34.464 B	41.878	44.318	1:08.268	227.8	52:25.115							
13	2	1:44.586	32.029	34.071	38.486	271.4	27:13.450	21	2	7:22.210 B	5:04.575	46.231	1:31.404		59:47.325							
14	2	1:52.387 B	31.816	35.302	45.269	269.3	29:05.837	51 Spirit of Race Ferrari 488 GT3														
15	1	7:19.201	6:04.673	35.728	38.800		36:25.038	1.Christoph ULRICH GT3														
16	1	1:45.791	32.535	34.451	38.805	264.7	38:10.829	2.Maurizio MEDIANI														
17	1	1:48.724	33.259	35.845	39.620	266.0	39:59.553	1	2	2:51.656 B	1:19.083	40.333	52.240		2:51.656							
18	1	1:47.405	32.915	35.298	39.192	264.1	41:46.958	2	2	2:52.339	1:30.861	39.622	41.856		5:43.995							
19	1	1:50.151	33.885	36.122	40.144	265.4	43:37.109	3	2	1:52.639	35.502	37.532	39.605	257.8	7:36.634							
20	1	1:51.897	33.867	36.907	41.123	265.4	45:29.006	4	2	1:48.289	33.697	35.333	39.259	245.5	9:24.923							
21	1	1:52.586	34.730	37.123	40.733	262.8	47:21.592	5	2	1:46.140	32.605	34.545	38.990	259.6	11:11.063							
22	1	1:53.511	35.136	36.558	41.817	260.9	49:15.103	6	2	1:46.066	32.548	34.552	38.966	259.0	12:57.129							
23	1	1:53.322	35.497	36.487	41.338	260.2	51:08.425	7	2	1:52.884 B	32.848	34.289	45.747	260.2	14:50.013							
24	1	2:10.311 B	34.779	35.893	59.639	262.1	53:18.736	8	2	3:36.082	2:20.265	36.269	39.548		18:26.095							
43 Keoracing Ligier JS P3 - Nissan LMP3								9								2	1:45.477	32.280	34.424	38.773	260.2	20:11.572
1.Johan JOKINEN								10								2	1:45.592	32.436	34.130	39.026	260.2	21:57.164
2.Paul SCHEUSCHNER								11								2	1:57.091 B	32.535	38.071	46.485	260.9	23:54.255
1	1	2:37.825	1:09.441	42.706	45.678		2:37.825	12	2	3:44.443	2:30.359	34.809	39.275		27:38.698							
2	1	1:57.248	36.324	37.932	42.992	235.8	4:35.073	13	2	1:55.164 B	32.439	35.095	47.630	259.6	29:33.862							
3	1	1:57.603	38.415	37.621	41.567	230.8	6:32.676	14	1	7:39.241	6:21.883	35.864	41.494		37:13.103							
4	1	1:46.042	33.170	34.261	38.611	259.0	8:18.718	15	1	1:51.180	34.028	36.073	41.079	255.9	39:04.283							
5	1	1:49.371	33.870	36.946	38.555	246.6	10:08.089	16	1	1:57.516	34.704	40.469	42.343	254.7	41:01.799							
6	1	1:53.403 B	32.107	34.415	46.881	259.0	12:01.492	17	1	1:50.281	33.817	35.766	40.698	255.9	42:52.080							
7	1	6:11.152	5:00.135	33.414	37.603		18:12.644	18	1	2:07.375 B	35.057	40.190	52.128	258.4	44:59.455							
8	1	1:42.001	31.666	32.856	37.479	260.9	19:54.645	19	1	7:27.017 B	5:47.749	38.797	1:00.471		52:26.472							
9	1	1:44.563	33.263	33.509	37.791	262.8	21:39.208	59 RLR M Sport Ligier JS P3 - Nissan LMP3														
10	1	1:41.564	31.540	32.927	37.097	261.5	23:20.772	1.Ross WARBURTON														
11	1	1:53.742 B	31.786	32.829	49.127	261.5	25:14.514	2.Alex KAPADIA														
12	2	5:24.454	3:43.893	34.361	1:06.200		30:38.968	1	2	2:21.187	1:04.372	37.423	39.392		2:21.187							
13	2	3:25.999	1:11.097	1:01.591	1:13.311		34:04.967	2	2	1:45.938	32.989	34.402	38.547	254.7	4:07.125							
14	2	2:25.041	1:09.292	34.294	41.455		36:30.008	3	2	1:45.076	32.336	35.060	37.680	259.0	5:52.201							
15	2	1:45.098	32.501	33.967	38.630	255.9	38:15.106	4	2	1:44.429	32.543	33.837	38.049	262.8	7:36.630							
16	2	1:45.612	32.204	34.377	39.031	256.5	40:00.718	5	2	1:43.029	32.036	33.276	37.717	257.1	9:19.659							
17	2	1:53.809 B	32.586	35.229	45.994	259.0	41:54.527	6	2	1:44.474	31.622	33.598	39.254	261.5	11:04.133							
18	2	8:58.942 B	7:15.549	38.290	1:05.103		50:53.469	7	2	1:45.600	33.236	33.637	38.727	246.0	12:49.733							
50 Kessel Racing Ferrari 488 GT3								8								2	1:42.481	31.603	33.235	37.643	260.2	14:32.214
1.John HARTSHORNE								9								2	1:49.540 B	31.673	33.254	44.613	259.6	16:21.754
2.Oliver HANCOCK								10								2	7:40.798	6:29.254	33.942	37.602		24:02.552
1	2	2:08.502	45.166	39.960	43.376		2:08.502	11	2	1:42.027	31.529	33.060	37.438	259.0	25:44.579							
2	2	1:54.302	35.552	37.074	41.676	252.9	4:02.804	12	2	1:51.641 B	31.563	33.053	47.025	257.1	27:36.220							
3	2	1:49.051	34.439	35.089	39.523	252.9	5:51.855	13	1	9:12.121	7:53.179	37.481	41.461		36:48.341							
4	2	1:50.939	33.524	34.789	42.626	259.6	7:42.794	14	1	1:48.608	33.205	35.566	39.837	252.3	38:36.949							
5	2	1:45.599	32.587	34.071	38.941	259.6	9:28.393	15	1	1:48.891	33.262	35.453	40.176	254.1	40:25.840							
6	2	1:45.243	32.352	33.984	38.907	260.9	11:13.636	16	1	1:51.870	34.520	36.886	40.464	254.1	42:17.710							
7	2	1:45.061	32.158	33.996	38.907	260.9	12:58.697	17	1	2:14.227 B	35.409	40.183	58.635	254.1	44:31.937							
8	2	1:53.573 B	32.382	34.795	46.396	260.9	14:52.270	65 Graff Norma M 30 - Nissan LMP3														
9	1	4:21.025	3:01.316	38.163	41.546		19:13.295	1.Alexander WEST														
10	1	1:55.310	34.861	37.284	43.165	256.5	21:08.605	2.Damien DELAFOSSE														
11	1	1:56.768	36.952	36.328	43.488	254.7	23:05.373	1	2	2:24.155	1:06.151	37.182	40.822		2:24.155							
12	1	1:52.918	34.660	36.344	41.914	254.7	24:58.291	2	2	1:47.204	34.214	34.425	38.565	259.6	4:11.359							
13	1	1:52.758	34.876	35.849	42.033	253.5	26:51.049	3	2	1:46.730	32.568	35.658	38.504	264.1	5:58.089							



Michelin Le Mans Cup

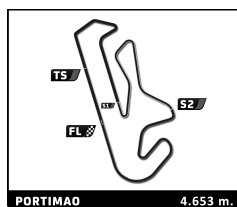
Portimao Round

Free Practice 1

Sector Analysis

■ Personal Best
 ■ Session Best
 ■ Crossing the finish line in pit lane

Lap	D	Time	Sector 1	Sector 2	Sector 3	T. Spd	Elapsed	Lap	D	Time	Sector 1	Sector 2	Sector 3	T. Spd	Elapsed
4	2	1:45.703	32.790	33.789	39.124	266.7	7:43.792	9	1	1:49.685	33.897	34.883	40.905	256.5	17:42.875
5	2	1:45.593	32.295	34.957	38.341	268.7	9:29.385	10	1	2:00.796 B	36.167	35.889	48.740	254.1	19:43.671
6	2	1:45.409	32.502	33.843	39.064	266.7	11:14.794	11	2	6:18.543	5:04.536	34.572	39.435		26:02.214
7	2	1:44.404	32.245	33.752	38.407	268.7	12:59.198	12	2	1:44.835	32.421	33.792	38.622	257.8	27:47.049
8	2	1:47.805	32.573	37.132	38.100	269.3	14:47.003	13	2	2:02.884 B	32.151	33.955	56.778	259.6	29:49.933
9	2	1:51.643 B	32.195	35.001	44.447	267.3	16:38.646	14	2	5:43.319	3:51.398	1:04.803	47.118		35:33.252
10	2	5:29.244	4:17.690	33.689	37.865		22:07.890	15	2	1:45.465	32.576	33.978	38.911	256.5	37:18.717
11	2	1:43.414	31.988	33.787	37.639	264.7	23:51.304	16	2	1:45.505	32.464	33.912	39.129	259.0	39:04.222
12	2	1:43.570	32.024	33.805	37.741	265.4	25:34.874	17	2	2:06.953 B	34.071	39.421	53.461	257.8	41:11.175
13	2	1:45.443	31.940	34.172	39.331	264.7	27:20.317	<div style="border: 1px solid black; padding: 5px;"> 79 Ecurie Ecosse / Nielsen Ligier JS P3 - Nissan LMP3 1. Colin NOBLE 2. Alasdair MCCAIG 1 2 2:13.190 49.279 42.087 41.824 2:13.190 2 2 1:51.275 35.060 36.114 40.101 250.0 4:04.465 3 2 1:49.634 34.332 36.234 39.068 255.3 5:54.099 4 2 1:46.979 32.988 34.991 39.000 252.9 7:41.078 5 2 1:45.799 32.791 34.382 38.626 259.0 9:26.877 6 2 1:45.451 32.387 34.483 38.581 258.4 11:12.328 7 2 1:45.113 32.369 34.512 38.232 259.0 12:57.441 8 2 1:46.345 32.814 34.553 38.978 263.4 14:43.786 9 2 1:46.540 32.575 34.554 39.411 257.1 16:30.326 10 2 1:55.768 B 33.961 34.458 47.349 246.0 18:26.094 11 2 3:21.142 B 1:55.480 35.880 49.782 21:47.236 12 2 2:29.622 B 1:05.144 35.684 48.794 24:16.858 13 2 3:03.352 1:48.377 35.242 39.733 27:20.210 14 2 1:46.928 33.502 34.501 38.925 252.9 29:07.138 15 2 3:01.732 45.542 1:01.975 1:14.215 258.4 32:08.870 16 2 3:08.427 1:12.155 1:02.865 53.407 35:17.297 17 2 1:51.623 34.485 35.762 41.376 247.7 37:08.920 18 2 1:50.017 33.304 36.297 40.416 254.1 38:58.937 19 2 1:52.244 34.512 36.191 41.541 252.3 40:51.181 20 2 1:54.999 35.219 37.283 42.497 249.4 42:46.180 21 2 2:00.795 B 34.986 36.913 48.896 252.9 44:46.975 22 1 3:57.924 2:36.004 39.874 42.046 48:44.899 23 1 1:52.875 35.251 35.883 41.741 248.3 50:37.774 24 1 2:00.239 B 34.214 35.087 50.938 251.2 52:38.013 </div>							
14	2	1:44.544	32.682	34.092	37.770	254.7	29:04.861								
15	2	3:01.368 B	43.574	1:02.372	1:15.422	266.7	32:06.229								
16	1	4:35.710	3:16.356	38.445	40.909		36:41.939								
17	1	1:47.894	32.794	35.749	39.351	261.5	38:29.833								
18	1	1:53.661	33.562	36.429	43.670	263.4	40:23.494								
19	1	1:50.407	34.309	36.012	40.086	261.5	42:13.901								
20	1	1:51.429	33.966	36.802	40.661	264.7	44:05.330								
21	1	1:57.346	34.836	39.723	42.787	263.4	46:02.676								
22	1	2:14.434 B	38.569	40.722	55.143	217.3	48:17.110								
23	1	6:35.438 B	4:04.874	39.848	1:50.716		54:52.548								
<div style="border: 1px solid black; padding: 5px;"> 71 AF Corse Ferrari 488 GT3 1. Piergiuseppe PERAZZINI 2. Marco CIOCI 1 2 3:06.304 B 1:25.076 44.559 56.669 3:06.304 2 2 3:30.005 2:07.678 40.437 41.890 6:36.309 3 2 1:54.261 37.282 36.302 40.677 222.2 8:30.570 4 2 1:48.384 33.548 35.337 39.499 257.1 10:18.954 5 2 1:47.250 33.317 34.682 39.251 260.2 12:06.204 6 2 1:55.238 B 32.914 34.315 48.009 260.9 14:01.442 7 2 5:02.252 3:48.611 34.534 39.107 19:03.694 8 2 1:46.297 32.737 34.362 39.198 260.2 20:49.991 9 2 1:46.761 32.803 34.381 39.577 260.9 22:36.752 10 2 1:46.707 32.895 34.179 39.633 259.6 24:23.459 11 2 1:46.818 32.935 34.376 39.507 260.9 26:10.277 12 2 2:00.981 B 34.287 35.856 50.838 259.6 28:11.258 13 1 7:23.898 5:22.706 1:06.863 54.329 35:35.156 14 1 1:56.762 35.969 38.733 42.060 254.7 37:31.918 15 1 1:54.805 35.266 37.469 42.070 255.3 39:26.723 16 1 1:54.537 35.153 36.753 42.631 254.1 41:21.260 17 1 2:12.165 B 35.823 40.590 55.752 254.1 43:33.425 18 1 5:15.653 3:48.203 41.632 45.818 48:49.078 19 1 2:01.684 37.336 39.372 44.976 243.2 50:50.762 20 1 2:04.108 37.139 38.594 48.375 248.3 52:54.870 21 1 2:12.397 38.153 39.080 55.164 227.8 55:07.267 22 1 2:55.835 B 41.515 48.011 1:26.309 198.9 58:03.102 </div>															
<div style="border: 1px solid black; padding: 5px;"> 77 Kessel Racing Ferrari 488 GT3 1. Claudio SCHIAVONI 2. Andrea PICCINI 1 1 2:21.017 48.883 44.398 47.736 2:21.017 2 1 1:59.688 37.193 39.266 43.229 217.3 4:20.705 3 1 1:52.116 34.316 35.776 42.024 252.3 6:12.821 4 1 1:58.953 B 35.162 36.666 47.125 254.7 8:11.774 5 1 2:13.184 56.982 35.758 40.444 10:24.958 6 1 1:49.612 33.674 35.439 40.499 254.7 12:14.570 7 1 1:49.902 33.508 36.118 40.276 256.5 14:04.472 8 1 1:48.718 33.328 35.131 40.259 257.1 15:53.190 </div>															
<div style="border: 1px solid black; padding: 5px;"> 83 Kessel Racing Ferrari 488 GT3 1. Manuela GOSTNER 2. Giorgio SERNAGIOTTO 1 1 3:25.842 B 1:44.717 44.257 56.868 3:25.842 2 1 2:43.580 1:21.667 39.071 42.842 6:09.422 3 1 1:59.906 35.683 41.642 42.581 257.8 8:09.328 4 1 1:49.693 33.649 35.524 40.520 260.2 9:59.021 5 1 1:49.203 33.217 35.287 40.699 260.9 11:48.224 6 1 1:52.038 35.378 36.161 40.499 260.9 13:40.262 7 1 1:50.711 35.211 35.231 40.269 259.6 15:30.973 8 1 1:48.439 32.967 35.357 40.115 261.5 17:19.412 9 1 1:58.469 B 34.183 36.879 47.407 261.5 19:17.881 10 1 3:52.144 2:36.599 35.457 40.088 23:10.025 11 1 1:48.397 32.983 35.090 40.324 261.5 24:58.422 12 1 1:48.319 33.272 34.662 40.385 259.6 26:46.741 13 1 1:48.697 33.479 35.258 39.960 260.9 28:35.438 14 1 2:37.293 32.775 48.937 1:15.581 260.2 31:12.731 15 1 3:38.119 B 1:12.269 1:04.173 1:21.677 34:50.850 16 1 2:12.620 57.051 35.328 40.241 37:03.470 17 1 1:48.477 32.895 35.248 40.334 260.2 38:51.947 </div>															



Michelin Le Mans Cup

Portimao Round

Free Practice 1

Sector Analysis

PORTIMAO 4.653 m

■ Personal Best ■ Session Best B Crossing the finish line in pit lane

Lap	D	Time	Sector 1	Sector 2	Sector 3	T. Spd	Elapsed	Lap	D	Time	Sector 1	Sector 2	Sector 3	T. Spd	Elapsed
18	1	1:48.583	33.332	35.021	40.230	259.6	40:40.530								
19	1	2:06.077 B	33.137	39.225	53.715	260.9	42:46.607								
20	2	4:12.377	2:38.926	47.172	46.279		46:58.984								
21	2	2:15.759 B	37.465	39.069	59.225	250.0	49:14.743								
22	2	7:35.174 B	5:18.992	44.628	1:31.554		56:49.917								

88		Ebmotors		Porsche 911 GT3 R			
		1. Paolo VENEROSI		GT3			
		2. Alessandro BACCANI					
1	2	2:29.718	1:02.412	42.614	44.692		2:29.718
2	2	1:53.094	35.388			254.7	4:22.812
3	2	1:50.110	33.718	35.150	41.242	262.1	6:12.922
4	2	1:50.239	33.130	37.057	40.052	262.1	8:03.161
5	2	1:49.267	33.710	34.834	40.723	261.5	9:52.428
6	2	1:47.862	33.243	35.065	39.554	261.5	11:40.290
7	2	1:48.473	33.333	34.652	40.488	263.4	13:28.763
8	2	1:47.898	33.177	34.495	40.226	262.1	15:16.661
9	2	2:01.615 B	34.555			261.5	17:18.276
10	1	5:46.577	4:28.166	36.128	42.283		23:04.853
11	1	1:52.138	34.149	35.490	42.499	258.4	24:56.991
12	1	1:49.358	33.579	35.147	40.632	259.0	26:46.349
13	1	1:50.825	33.481	36.694	40.650	260.2	28:37.174
14	1	2:42.468 B	33.710	50.224	1:18.534	262.1	31:19.642
15	2	4:59.527	3:43.313	35.501	40.713		36:19.169
16	2	1:47.981	33.316	34.852	39.813	261.5	38:07.150
17	2	1:56.680	35.607	38.564	42.509	262.1	40:03.830
18	2	1:57.247	33.306	38.998	44.943	261.5	42:01.077
19	2	2:21.897 B	37.929	41.833	1:02.135	259.0	44:22.974
20	2	8:51.105 B	6:07.066	44.453	1:59.586		53:14.079

98		Motorsport98		Ligier JS P3 - Nissan			
		1. Eric DE DONCKER		LMP3			
		2. Dino LUNARDI					
1	2	2:11.500	51.969	38.959	40.572		2:11.500
2	2	2:05.954 B	33.388	34.975	57.591	250.0	4:17.454
3	2	4:32.052	3:19.221	34.462	38.369		8:49.506
4	2	1:43.976	31.967	33.797	38.212	255.9	10:33.482
5	2	1:43.130	31.812	33.528	37.790	258.4	12:16.612
6	2	1:43.370	31.722	33.990	37.658	261.5	13:59.982
7	2	1:50.705 B	31.710	33.381	45.614	260.9	15:50.687
8	1	4:02.018	2:45.827	35.914	40.277		19:52.705
9	1	1:49.667	33.802	36.356	39.509	257.8	21:42.372
10	1	1:47.234	32.989	34.771	39.474	253.5	23:29.606
11	1	1:47.402	33.067	35.241	39.094	256.5	25:17.008
12	1	1:47.279	32.869	35.069	39.341	258.4	27:04.287
13	1	1:47.015	33.159	35.024	38.832	256.5	28:51.302
14	1	2:50.521 B	33.095	1:01.028	1:16.398	259.0	31:41.823
15	1	7:27.270	6:07.561	39.019	40.690		39:09.093
16	1	1:57.936	35.414	39.888	42.634	256.5	41:07.029
17	1	2:14.656 B	36.806	44.362	53.488	253.5	43:21.685