

# Michelin Le Mans Cup

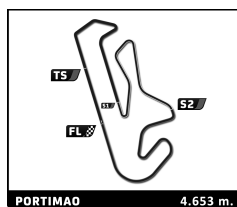
## Portimao Round

### Free Practice 2

### Sector Analysis

■ Personal Best 
 ■ Session Best 
 ■ Crossing the finish line in pit lane

Lap	D	Time	Sector 1	Sector 2	Sector 3	T. Spd	Elapsed	Lap	D	Time	Sector 1	Sector 2	Sector 3	T. Spd	Elapsed
<b>2</b>		<b>Ecurie Ecosse / Nielsen</b>					Ligier JS P3 - Nissan								
		1. Anthony WELLS					LMP3								
		2. James LITTLEJOHN													
1	1	2:34.957	1:10.527	41.933	42.497		2:34.957	3	1	1:48.337	33.184	35.014	40.139	255.3	5:52.608
2	1	1:49.510	34.853	35.015	39.642	242.7	4:24.467	4	1	1:47.862	33.182	34.802	39.878	254.7	7:40.470
3	1	1:46.516	33.071	34.058	39.387	246.6	6:10.983	5	1	1:51.769	32.921	34.647	44.201	255.3	9:32.239
4	1	1:46.005	32.880	34.261	38.864	248.8	7:56.988	6	1	1:50.050	33.194	36.128	40.728	255.3	11:22.289
5	1	2:10.689 <b>B</b>	35.371	37.286	58.032	250.0	10:07.677	7	1	1:55.989 <b>B</b>	34.313	35.104	46.572	255.9	13:18.278
6	1	3:37.521	2:17.863	35.266	44.392		13:45.198	8	1	3:53.932	2:32.433	39.039	42.460		17:12.210
7	1	1:47.255	32.602	34.033	40.620	248.8	15:32.453	9	1	1:55.422	34.735	38.511	42.176	252.3	19:07.632
8	1	1:46.977	33.703	34.267	39.007	248.3	17:19.430	10	1	1:46.633	32.870	34.114	39.649	255.9	20:54.265
9	1	1:45.924	<b>32.520</b>	34.581	38.823	251.2	19:05.354	11	1	1:46.010	32.383	34.003	39.624	257.8	22:40.275
10	1	<b>1:45.582</b>	32.547	34.259	<b>38.776</b>	252.9	20:50.936	12	1	1:45.173	32.476	<b>33.752</b>	38.945	257.1	24:25.448
11	1	1:45.978	32.663	<b>34.027</b>	39.288	254.1	22:36.914	13	1	1:45.225	32.347	34.048	<b>38.830</b>	257.1	26:10.673
12	1	1:53.499 <b>B</b>	32.715	34.366	46.418	251.7	24:30.413	14	1	<b>1:45.026</b>	32.229	33.753	39.044	257.1	27:55.699
13	1	6:49.303 <b>B</b>	4:31.593	1:01.554	1:16.156		31:19.716	15	1	2:24.775 <b>B</b>	<b>32.202</b>	35.467	1:17.106	257.8	30:20.474
<b>3</b>		<b>DKR Engineering</b>					Norma M 30 - Nissan								
		1. Léonard HOOGENBOOM					LMP3								
		2. Jens PETERSEN													
1	2	2:36.161	1:06.710	45.458	43.993		2:36.161	1	2	2:32.837	1:09.777	42.053	41.007		2:32.837
2	2	2:00.072	36.132	35.964	47.976	224.1	4:36.233	2	2	1:47.880	34.180	35.067	38.633	208.9	4:20.717
3	2	1:46.519	32.968	34.908	38.643	257.8	6:22.752	3	2	1:44.115	32.346	33.421	38.348	249.4	6:04.832
4	2	1:46.541	32.751	34.844	38.946	260.9	8:09.293	4	2	1:43.854	32.005	33.213	38.636	251.7	7:48.686
5	2	2:12.710	32.421	51.583	48.706	260.2	10:22.003	5	2	1:45.197	32.054	33.975	39.168	251.2	9:33.883
6	2	1:46.547	32.657		256.5	12:08.550	6	2	1:45.853	32.127	34.690	39.036	252.9	11:19.736	
7	2	1:53.645	33.665	41.457	<b>38.523</b>	258.4	14:02.195	7	2	1:44.020	31.981	33.280	38.759	252.9	13:03.756
8	2	1:46.887	32.786	35.201	38.900	260.9	15:49.082	8	2	<b>1:43.100</b>	31.878	<b>33.111</b>	<b>38.111</b>	251.2	14:46.856
9	2	1:46.510	<b>32.349</b>	34.468	39.693	260.9	17:35.592	9	2	1:43.731	<b>31.664</b>	33.317	38.750	251.7	16:30.587
10	2	<b>1:45.818</b>	32.661	34.626	38.531	262.8	19:21.410	10	2	1:53.667 <b>B</b>	31.879	33.217	48.571	252.3	18:24.254
11	2	1:46.003	32.582	34.695	38.726	261.5	21:07.413	11	1	5:19.862	4:05.192	35.532	39.138		23:44.116
12	2	1:52.828 <b>B</b>	32.478	34.718	45.632	261.5	23:00.241	12	1	1:48.949	33.059	34.596	41.294	252.3	25:33.065
13	2	5:58.339	4:45.438	<b>34.250</b>	38.651		28:58.580	13	1	1:50.212	36.009	34.436	39.767	249.4	27:23.277
14	2	3:24.044 <b>B</b>	1:00.688	1:02.335	1:21.021	99.6	32:22.624	14	1	1:58.807 <b>B</b>	32.782	34.311	51.714	250.0	29:22.084
<b>4</b>		<b>Brookspeed International</b>					Ligier JS P3 - Nissan								
		1. John SCHAERMAN					LMP3								
		2. Nicolas RONDET													
1	1	3:19.954	1:45.102	45.793	49.059		3:19.954	1	2	2:24.633	59.500	42.258	42.875		2:24.633
2	1	2:00.502	39.487	38.828	42.187	218.2	5:20.456	2	2	1:51.426	35.206	36.187	40.033	251.7	4:16.059
3	1	1:55.840	35.715	37.206	42.919	244.9	7:16.296	3	2	1:47.970	33.438	34.764	39.768	257.1	6:04.029
4	1	2:03.096	35.909	37.522	49.665	223.1	9:19.392	4	2	1:47.835	32.778	34.959	40.098	259.6	7:51.864
5	1	1:53.103	35.611	36.046	41.446	242.2	11:12.495	5	2	1:54.155	32.776	38.064	43.315	259.0	9:46.019
6	1	1:51.472	34.313	35.716	41.443	244.9	13:03.967	6	2	1:47.513	32.808	34.754	39.951	258.4	11:33.532
7	1	1:52.340	34.525	36.304	41.511	239.5	14:56.307	7	2	1:46.394	<b>32.457</b>	34.515	39.422	259.6	13:19.926
8	1	1:52.243	34.303	35.617	42.323	245.5	16:48.550	8	2	1:47.419	32.740	34.802	39.877	259.6	15:07.345
9	1	1:50.567	34.195	36.070	40.302	247.1	18:39.117	9	2	1:48.291	33.248	34.829	40.214	259.6	16:55.636
10	1	1:51.171	33.781	37.530	39.860	245.5	20:30.288	10	2	1:52.970	35.666	37.641	39.663	261.5	18:48.606
11	1	1:49.034	33.700	35.259	40.075	248.8	22:19.322	11	2	1:56.115 <b>B</b>	33.105	34.879	48.131	259.6	20:44.721
12	1	1:49.129	33.679	35.496	39.954	247.7	24:08.451	12	1	4:20.386	3:06.445	34.877	39.064		25:05.107
13	1	1:49.764	33.805	36.389	39.570	249.4	25:58.215	13	1	<b>1:44.217</b>	32.549	<b>33.560</b>	<b>38.108</b>	260.9	26:49.324
14	1	<b>1:48.048</b>	33.511	<b>35.041</b>	<b>39.496</b>	249.4	27:46.263	14	1	1:45.184	32.664	33.856	38.664	264.7	28:34.508
15	1	2:27.109 <b>B</b>	<b>33.339</b>	36.253	1:17.517	251.2	30:13.372								
<b>8</b>		<b>Kessel Racing</b>					Ferrari 488 GT3								
		1. Sergio PIANEZOLA					GT3								
		2. Giacomo PICCINI													
1	1	2:13.428	52.760	38.480	42.188		2:13.428	1	1	2:46.476	1:12.431	47.272	46.773		2:46.476
2	1	1:50.843	34.593	35.480	40.770	252.9	4:04.271	2	1	1:50.862	34.237	35.208	41.417	252.9	4:37.338
								3	1	<b>1:47.310</b>	32.946	34.716	39.648	257.8	6:24.648
								4	1	1:50.059	34.396	35.323	40.340	257.8	8:14.707
								5	1	2:00.971	37.616	38.887	44.468	241.1	10:15.678
								6	1	1:50.378	33.807	35.797	40.774	250.6	12:06.056



# Michelin Le Mans Cup

## Portimao Round

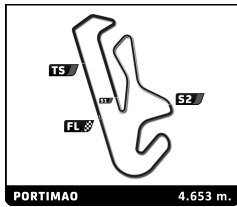
### Free Practice 2

#### Sector Analysis

PORTIMAO 4.653 m

Personal Best Session Best B Crossing the finish line in pit lane

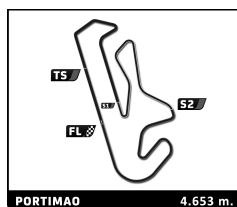
Lap	D	Time	Sector 1	Sector 2	Sector 3	T. Spd	Elapsed	Lap	D	Time	Sector 1	Sector 2	Sector 3	T. Spd	Elapsed
7	1	1:50.549	33.644	36.145	40.760	256.5	13:56.605	12	2	1:43.771	32.109	33.736	37.926	252.9	25:11.842
8	1	1:51.004	35.716	35.380	39.908	259.0	15:47.609	13	2	1:42.761	32.003	33.217	37.541	253.5	26:54.603
9	1	1:49.094	33.040	34.765	41.289	260.2	17:36.703	14	2	1:44.290	32.732	33.661	37.897	254.1	28:38.893
10	1	1:48.662	33.047	35.958	39.657	260.9	19:25.365	15	2	3:00.593 B	43.406	1:02.115	1:15.072		31:39.486
11	1	1:47.620	33.181	34.851	39.588	260.9	21:12.985	<b>25 Lanan Racing</b> Norma M 30 - Nissan LMP3							
12	1	1:54.882 B	32.940	34.769	47.173	260.2	23:07.867	1. Michael BENHAM							
13	2	4:04.998	2:52.369	34.029	38.600		27:12.865	2. Duncan TAPPY							
14	2	1:45.959	33.125	34.332	38.502	261.5	28:58.824	1	2	2:03.042	43.285	38.570	41.187		2:03.042
15	2	3:26.588 B	1:03.144	1:00.813	1:22.631	89.0	32:25.412	2	2	1:44.276	32.478	33.897	37.901	253.5	3:47.318
<b>22 United Autosports</b> Ligier JS P3 - Nissan LMP3								3	2	1:42.276	31.457	33.163	37.656	260.2	5:29.594
1. James MCGUIRE								4	2	1:42.389	31.228	33.212	37.949	262.1	7:11.983
2. Matthew BELL								5	2	1:42.325	31.214	33.072	38.039	260.2	8:54.308
1	2	3:22.654	2:04.178	38.047	40.429		3:22.654	6	2	1:46.581	34.156	33.795	38.630	209.7	10:40.889
2	2	1:47.562	34.222	34.539	38.801	244.3	5:10.216	7	2	1:45.828	31.491	35.986	38.351	262.1	12:26.717
3	2	1:43.722	32.102	33.214	38.406	247.7	6:53.938	8	2	1:42.063	31.459	32.998	37.606	261.5	14:08.780
4	2	1:49.896 B	31.721	33.181	44.994	247.7	8:43.834	9	2	1:49.525 B	31.571	33.435	44.519	266.7	15:58.305
5	2	4:23.100	3:11.698	33.542	37.860		13:06.934	10	1	7:37.800	6:23.805	35.112	38.883		23:36.105
6	2	1:43.917	31.949	33.417	38.551	251.7	14:50.851	11	1	1:44.510	31.840	34.261	38.409	258.4	25:20.615
7	2	1:42.798	31.623	33.005	38.170	250.0	16:33.649	12	1	1:43.268	31.570	33.485	38.213	262.8	27:03.883
8	2	1:52.176 B	31.711	33.393	47.072	251.7	18:25.825	13	1	1:44.992	32.673	33.993	38.326	263.4	28:48.875
9	1	6:46.010	5:28.968	36.504	40.538		25:11.835	14	1	2:57.490 B	38.946	1:00.899	1:17.645	246.0	31:46.365
10	1	1:50.141	34.531	35.440	40.170	246.6	27:01.976	<b>30 CD Sport</b> Norma M 30 - Nissan LMP3							
11	1	1:51.663	34.478	35.883	41.302	247.1	28:53.639	1. Laurents HÖRR							
12	1	3:03.846 B	57.945	54.948	1:10.953	105.7	31:57.485	2. Fabien LAVERGNE							
<b>23 United Autosports</b> Ligier JS P3 - Nissan LMP3								1	1	3:27.592	2:02.879	41.838	42.875		3:27.592
1. Richard MEINS								2	1	1:48.662	34.074	35.148	39.440	253.5	5:16.254
2. Christian ENGLAND								3	1	1:46.379	32.959	34.657	38.763	257.8	7:02.633
1	2	2:54.201	1:23.157	40.766	50.278		2:54.201	4	1	1:45.539	32.997	33.919	38.623	260.9	8:48.172
2	2	1:50.466	34.553	35.879	40.034	241.1	4:44.667	5	1	2:05.868	50.579	36.674	38.615	257.8	10:54.040
3	2	1:46.007	34.061	33.922	38.024	246.0	6:30.674	6	1	1:44.299	32.380	33.889	38.030	259.0	12:38.339
4	2	1:43.911	32.331	33.689	37.891	250.0	8:14.585	7	1	1:45.905	32.312	33.932	39.661	260.2	14:24.244
5	2	1:46.589	32.098	33.859	40.632	249.4	10:01.174	8	1	1:52.067 B	32.846	33.991	45.230	257.1	16:16.311
6	2	1:43.624	32.195	33.028	38.401	246.0	11:44.798	9	2	3:43.749	2:22.632	38.642	42.475		20:00.060
7	2	1:43.153	31.842	33.320	37.991	251.7	13:27.951	10	2	1:47.769	34.028	34.295	39.446	254.7	21:47.829
8	2	1:43.310	31.948	33.225	38.137	252.3	15:11.261	11	2	1:45.562	32.964	34.265	38.333	262.8	23:33.391
9	2	1:44.546	31.804	33.276	39.466	251.7	16:55.807	12	2	1:43.304	31.902	33.589	37.813	262.8	25:16.695
10	2	1:45.985	33.242	34.602	38.141	255.3	18:41.792	13	2	1:52.926	32.086	34.729	46.111	264.7	27:09.621
11	2	1:44.133	32.083	34.467	37.583	252.3	20:25.925	14	2	2:32.862 B	38.068	42.334	1:12.460	261.5	29:42.483
12	2	1:43.102	31.969	33.245	37.888	252.9	22:09.027	<b>32 United Autosports</b> Ligier JS P3 - Nissan LMP3							
13	2	1:55.180 B	33.207	35.446	46.527	251.7	24:04.207	1. Najaf HUSAIN							
14	1	4:49.028	3:26.543	39.488	42.997		28:53.235	2. Colin BRAUN							
15	1	3:00.648 B	56.950	55.219	1:08.479	118.0	31:53.883	1	2	3:02.579	1:21.623	40.495	1:00.461		3:02.579
<b>24 Cool Racing</b> Ligier JS P3 - Nissan LMP3								2	2	1:50.904	36.723	35.455	38.726	226.4	4:53.483
1. Alexandre COIGNY								3	2	1:46.578	32.331	33.861	40.386	250.6	6:40.061
2. Antonin BORGA								4	2	1:44.225	32.331	33.657	38.237	248.3	8:24.286
1	1	3:06.495	1:35.815	44.386	46.294		3:06.495	5	2	1:52.246	36.977	36.008	39.261	250.0	10:16.532
2	1	1:54.757	38.337	36.667	39.753	216.9	5:01.252	6	2	1:45.661	33.139	34.000	38.522	250.0	12:02.193
3	1	1:46.491	33.649	34.257	38.585	248.8	6:47.743	7	2	1:44.274	32.358	33.455	38.461	249.4	13:46.467
4	1	1:46.572	32.253	34.093	40.226	252.3	8:34.315	8	2	1:52.618 B	32.341	33.515	46.762	252.3	15:39.085
5	1	1:47.205	33.622	33.834	39.749	246.6	10:21.520	9	2	7:30.682	6:15.180	33.759	41.743		23:09.767
6	1	1:45.308	32.360	34.011	38.937	250.0	12:06.828	10	2	1:43.177	31.945	33.129	38.103	250.0	24:52.944
7	1	1:49.952	33.495	35.972	40.485	250.6	13:56.780	11	2	1:42.981	31.788	33.205	37.988	250.0	26:35.925
8	1	1:47.526	34.133	34.017	39.376	251.7	15:44.306	12	2	1:42.610	31.737	33.039	37.834	251.7	28:18.535
9	1	1:44.464	31.969	33.900	38.595	251.7	17:28.770	13	2	2:51.620 B	31.775	1:03.955	1:15.890	252.3	31:10.155
10	1	1:52.897 B	32.392	33.720	46.785	254.1	19:21.667								
11	2	4:06.404	2:54.208	34.153	38.043		23:28.071								



Michelin Le Mans Cup  
Portimao Round  
Free Practice 2  
Sector Analysis

Personal Best    Session Best    B Crossing the finish line in pit lane

Lap	D	Time	Sector 1	Sector 2	Sector 3	T. Spd	Elapsed	Lap	D	Time	Sector 1	Sector 2	Sector 3	T. Spd	Elapsed																																																																					
<b>39</b>	Graf		Norma M 30 - Nissan																																																																																	
	1.Eric TROUILLET		LMP3																																																																																	
	2.Adrien TROUILLET																																																																																			
	1	1	2:23.802	58.458	41.880	43.464		2:23.802	4	1	2:06.513	35.541	39.425	51.547	247.1	9:22.626																																																																				
	2	1	1:50.270	34.671	36.241	39.358	252.9	4:14.072	5	1	1:54.304	35.504	36.252	42.548	244.3	11:16.930																																																																				
	3	1	1:47.110	33.134	34.413	39.563	259.0	6:01.182	6	1	2:05.694B	35.035	37.320	53.339	248.8	13:22.624																																																																				
	4	1	1:45.532	32.568	34.283	38.681	259.6	7:46.714	7	1	4:17.683	2:40.951	46.204	50.528		17:40.307																																																																				
	5	1	1:46.728	32.540	34.971	39.217	259.6	9:33.442	8	1	2:07.169	39.356	41.591	46.222	230.3	19:47.476																																																																				
	6	1	1:47.020	32.360	34.450	40.210	260.9	11:20.462	9	1	1:57.256	37.165	37.329	42.762	242.2	21:44.732																																																																				
	7	1	1:48.257	32.549	36.513	39.195	259.6	13:08.719	10	1	1:55.106	35.213	37.372	42.521	250.0	23:39.838																																																																				
	8	1	1:52.997B	32.628	34.420	45.949	259.6	15:01.716	11	1	1:52.816	34.641	35.911	42.264	251.7	25:32.654																																																																				
	9	2	3:48.186	2:32.617	36.458	39.111		18:49.902	12	1	2:00.743	38.458	40.175	42.110	252.3	27:33.397																																																																				
	10	2	1:48.191	33.180	35.317	39.694	259.0	20:38.093	13	1	2:22.253B	34.981	36.830	1:10.442	252.3	29:55.650																																																																				
	11	2	1:45.176	32.543	33.886	38.747	258.4	22:23.269	<b>51</b> Spirit of Race 1.Christoph ULRICH 2.Maurizio MEDIANI Ferrari 488 GT3 GT3 1 1 2:53.887 1:10.211 50.801 52.875 2:53.887 2 1 1:55.812 36.048 37.717 42.047 245.5 4:49.699 3 1 1:54.271 33.989 35.462 44.820 252.9 6:43.970 4 1 1:52.074 34.346 35.436 42.292 252.9 8:36.044 5 1 1:52.528 36.227 35.054 41.247 254.7 10:28.572 6 1 1:49.614 33.651 34.928 41.035 251.7 12:18.186 7 1 1:50.150 33.664 35.628 40.858 253.5 14:08.336 8 1 1:50.101 34.382 35.126 40.593 254.7 15:58.437 9 1 1:51.108 33.898 35.587 41.623 253.5 17:49.545 10 1 1:50.428 34.408 35.402 40.618 253.5 19:39.973 11 1 1:49.196 33.473 35.124 40.599 253.5 21:29.169 12 1 1:55.948B 33.654 35.228 47.066 255.3 23:25.117 13 1 3:48.298 2:20.032 42.855 45.411 27:13.415 14 1 2:03.819B 34.972 35.829 53.018 250.0 29:17.234																																																																											
12	2	1:51.378B	32.313	33.874	45.191	260.9	24:14.647	<b>59</b> RLR MSport 1.Ross WARBURTON 2.Alex KAPADIA Ligier JS P3 - Nissan LMP3 1 1 3:18.102 1:48.557 42.974 46.571 3:18.102 2 1 1:55.729 36.063 37.816 41.850 241.6 5:13.831 3 1 1:48.329 33.477 35.435 39.417 248.3 7:02.160 4 1 2:01.955B 34.492 35.445 52.018 248.3 9:04.115 5 1 2:19.830 59.677 36.369 43.784 11:23.945 6 1 1:52.544 35.466 36.493 40.585 247.1 13:16.489 7 1 1:49.964 33.844 35.194 40.926 245.5 15:06.453 8 1 1:48.138 33.158 34.966 40.014 247.1 16:54.591 9 1 1:50.323 33.481 35.562 41.280 246.0 18:44.914 10 1 2:09.643B 37.372 39.575 52.696 220.9 20:54.557 11 2 5:22.643 4:02.244 41.972 38.427 26:17.200 12 2 1:43.182 32.076 33.261 37.845 250.6 28:00.382 13 2 2:25.709B 31.596 37.216 1:16.897 253.5 30:26.091																																																																												
13	2	6:28.644B	4:22.302	50.290	1:16.052		30:43.291									<b>65</b> Graf 1.Alexander WEST 2.Damien DELAFOSSE Norma M 30 - Nissan LMP3 1 2 2:47.433 1:12.077 46.377 48.979 2:47.433 2 2 2:00.228 40.162 39.281 40.785 190.5 4:47.661 3 2 1:50.872 34.222 35.220 41.430 243.2 6:38.533 4 2 3:19.043B 32.844 33.753 2:12.446 250.0 9:57.576 5 2 4:01.030 2:46.462 35.470 39.098 13:58.606 6 2 1:46.880 33.939 34.110 38.831 255.3 15:45.486 7 2 1:44.316 32.201 33.805 38.310 257.8 17:29.802 8 2 1:57.177B 33.509 35.621 48.047 260.2 19:26.979 9 1 4:16.473 3:00.141 36.623 39.709 23:43.452 10 1 1:49.663 33.302 36.319 40.042 257.8 25:33.115																																																																				
Graf		Norma M 30 - Nissan																																																																																		
1.Adrien CHILA		LMP3																																																																																		
2.Marc-Antoine DANNIELOI																																																																																				
1	2	2:28.728	1:01.115	42.424	45.189		2:28.728																<b>43</b> Keoracing 1.Johan JOKINEN 2.Paul SCHEUSCHNER Ligier JS P3 - Nissan LMP3 1 1 2:41.734 1:15.940 43.136 42.658 2:41.734 2 1 1:47.894 33.869 34.749 39.276 249.4 4:29.628 3 1 1:44.915 31.960 33.537 39.418 252.9 6:14.543 4 1 1:48.130 32.279 33.404 42.447 255.3 8:02.673 5 1 2:25.669B 31.946 37.599 1:16.124 253.5 10:28.342 6 1 3:36.955 2:21.338 34.613 41.004 14:05.297 7 1 1:45.277 32.143 34.121 39.013 252.3 15:50.574 8 1 1:44.010 32.179 33.319 38.512 249.4 17:34.584 9 1 1:42.976 31.604 33.088 38.284 255.3 19:17.560 10 1 1:45.167 33.103 33.756 38.308 256.5 21:02.727 11 1 1:42.347 31.423 32.815 38.109 255.9 22:45.074 12 1 1:50.776B 32.120 33.289 45.367 258.4 24:35.850 13 2 3:59.635 2:45.701 33.874 40.060 28:35.485 14 2 2:53.567B 37.829 1:01.376 1:14.362 254.1 31:29.052																																																													
2	2	2:02.078B	36.355	38.227	47.496	246.6	4:30.806																							<b>50</b> Kessel Racing 1.John HARTSHORNE 2.Oliver HANCOCK Ferrari 488 GT3 GT3 1 1 3:10.651 1:37.175 44.669 48.807 3:10.651 2 1 2:07.888 39.592 41.159 47.137 223.6 5:18.539 3 1 1:57.574 36.105 37.612 43.857 247.7 7:16.113																																																						
3	2	2:33.589	1:19.958	34.958	38.673		7:04.395																														<b>40</b> Graf 1.Adrien CHILA 2.Marc-Antoine DANNIELOI Norma M 30 - Nissan LMP3 1 2 2:28.728 1:01.115 42.424 45.189 2:28.728 2 2 2:02.078B 36.355 38.227 47.496 246.6 4:30.806 3 2 2:33.589 1:19.958 34.958 38.673 7:04.395 4 2 1:48.585 32.852 35.106 40.627 257.8 8:52.980 5 2 1:49.331 35.029 33.931 40.371 249.4 10:42.311 6 2 1:45.567 33.043 33.830 38.694 256.5 12:27.878 7 2 2:02.461B 32.741 33.447 56.273 260.2 14:30.339 8 2 4:34.074 3:19.716 35.317 39.041 19:04.413 9 2 1:44.835 32.342 33.707 38.786 260.2 20:49.248 10 2 1:44.622 32.620 33.279 38.723 255.3 22:33.870 11 2 1:42.983 31.620 33.384 37.979 262.8 24:16.853 12 2 1:43.080 31.721 33.036 38.323 262.8 25:59.933 13 2 1:47.375 31.934 37.400 38.041 263.4 27:47.308 14 2 2:11.687B 32.604 33.907 1:05.176 264.7 29:58.995																																															
4	2	1:48.585	32.852	35.106	40.627	257.8	8:52.980																																					<b>39</b> Graf 1.Eric TROUILLET 2.Adrien TROUILLET Norma M 30 - Nissan LMP3 1 1 2:23.802 58.458 41.880 43.464 2:23.802 2 1 1:50.270 34.671 36.241 39.358 252.9 4:14.072 3 1 1:47.110 33.134 34.413 39.563 259.0 6:01.182 4 1 1:45.532 32.568 34.283 38.681 259.6 7:46.714 5 1 1:46.728 32.540 34.971 39.217 259.6 9:33.442 6 1 1:47.020 32.360 34.450 40.210 260.9 11:20.462 7 1 1:48.257 32.549 36.513 39.195 259.6 13:08.719 8 1 1:52.997B 32.628 34.420 45.949 259.6 15:01.716 9 2 3:48.186 2:32.617 36.458 39.111 18:49.902 10 2 1:48.191 33.180 35.317 39.694 259.0 20:38.093 11 2 1:45.176 32.543 33.886 38.747 258.4 22:23.269 12 2 1:51.378B 32.313 33.874 45.191 260.9 24:14.647 13 2 6:28.644B 4:22.302 50.290 1:16.052 30:43.291																																								
5	2	1:49.331	35.029	33.931	40.371	249.4	10:42.311																																												<b>51</b> Spirit of Race 1.Christoph ULRICH 2.Maurizio MEDIANI Ferrari 488 GT3 GT3 1 1 2:53.887 1:10.211 50.801 52.875 2:53.887 2 1 1:55.812 36.048 37.717 42.047 245.5 4:49.699 3 1 1:54.271 33.989 35.462 44.820 252.9 6:43.970 4 1 1:52.074 34.346 35.436 42.292 252.9 8:36.044 5 1 1:52.528 36.227 35.054 41.247 254.7 10:28.572 6 1 1:49.614 33.651 34.928 41.035 251.7 12:18.186 7 1 1:50.150 33.664 35.628 40.858 253.5 14:08.336 8 1 1:50.101 34.382 35.126 40.593 254.7 15:58.437 9 1 1:51.108 33.898 35.587 41.623 253.5 17:49.545 10 1 1:50.428 34.408 35.402 40.618 253.5 19:39.973 11 1 1:49.196 33.473 35.124 40.599 253.5 21:29.169 12 1 1:55.948B 33.654 35.228 47.066 255.3 23:25.117 13 1 3:48.298 2:20.032 42.855 45.411 27:13.415 14 1 2:03.819B 34.972 35.829 53.018 250.0 29:17.234																																	
6	2	1:45.567	33.043	33.830	38.694	256.5	12:27.878																																																			<b>59</b> RLR MSport 1.Ross WARBURTON 2.Alex KAPADIA Ligier JS P3 - Nissan LMP3 1 1 3:18.102 1:48.557 42.974 46.571 3:18.102 2 1 1:55.729 36.063 37.816 41.850 241.6 5:13.831 3 1 1:48.329 33.477 35.435 39.417 248.3 7:02.160 4 1 2:01.955B 34.492 35.445 52.018 248.3 9:04.115 5 1 2:19.830 59.677 36.369 43.784 11:23.945 6 1 1:52.544 35.466 36.493 40.585 247.1 13:16.489 7 1 1:49.964 33.844 35.194 40.926 245.5 15:06.453 8 1 1:48.138 33.158 34.966 40.014 247.1 16:54.591 9 1 1:50.323 33.481 35.562 41.280 246.0 18:44.914 10 1 2:09.643B 37.372 39.575 52.696 220.9 20:54.557 11 2 5:22.643 4:02.244 41.972 38.427 26:17.200 12 2 1:43.182 32.076 33.261 37.845 250.6 28:00.382 13 2 2:25.709B 31.596 37.216 1:16.897 253.5 30:26.091																										
7	2	2:02.461B	32.741	33.447	56.273	260.2	14:30.339																																																										<b>65</b> Graf 1.Alexander WEST 2.Damien DELAFOSSE Norma M 30 - Nissan LMP3 1 2 2:47.433 1:12.077 46.377 48.979 2:47.433 2 2 2:00.228 40.162 39.281 40.785 190.5 4:47.661 3 2 1:50.872 34.222 35.220 41.430 243.2 6:38.533 4 2 3:19.043B 32.844 33.753 2:12.446 250.0 9:57.576 5 2 4:01.030 2:46.462 35.470 39.098 13:58.606 6 2 1:46.880 33.939 34.110 38.831 255.3 15:45.486 7 2 1:44.316 32.201 33.805 38.310 257.8 17:29.802 8 2 1:57.177B 33.509 35.621 48.047 260.2 19:26.979 9 1 4:16.473 3:00.141 36.623 39.709 23:43.452 10 1 1:49.663 33.302 36.319 40.042 257.8 25:33.115																			
8	2	4:34.074	3:19.716	35.317	39.041		19:04.413																																																																	<b>40</b> Graf 1.Adrien CHILA 2.Marc-Antoine DANNIELOI Norma M 30 - Nissan LMP3 1 2 2:28.728 1:01.115 42.424 45.189 2:28.728 2 2 2:02.078B 36.355 38.227 47.496 246.6 4:30.806 3 2 2:33.589 1:19.958 34.958 38.673 7:04.395 4 2 1:48.585 32.852 35.106 40.627 257.8 8:52.980 5 2 1:49.331 35.029 33.931 40.371 249.4 10:42.311 6 2 1:45.567 33.043 33.830 38.694 256.5 12:27.878 7 2 2:02.461B 32.741 33.447 56.273 260.2 14:30.339 8 2 4:34.074 3:19.716 35.317 39.041 19:04.413 9 2 1:44.835 32.342 33.707 38.786 260.2 20:49.248 10 2 1:44.622 32.620 33.279 38.723 255.3 22:33.870 11 2 1:42.983 31.620 33.384 37.979 262.8 24:16.853 12 2 1:43.080 31.721 33.036 38.323 262.8 25:59.933 13 2 1:47.375 31.934 37.400 38.041 263.4 27:47.308 14 2 2:11.687B 32.604 33.907 1:05.176 264.7 29:58.995												
9	2	1:44.835	32.342	33.707	38.786	260.2	20:49.248								<b>43</b> Keoracing 1.Johan JOKINEN 2.Paul SCHEUSCHNER Ligier JS P3 - Nissan LMP3 1 1 2:41.734 1:15.940 43.136 42.658 2:41.734 2 1 1:47.894 33.869 34.749 39.276 249.4 4:29.628 3 1 1:44.915 31.960 33.537 39.418 252.9 6:14.543 4 1 1:48.130 32.279 33.404 42.447 255.3 8:02.673 5 1 2:25.669B 31.946 37.599 1:16.124 253.5 10:28.342 6 1 3:36.955 2:21.338 34.613 41.004 14:05.297 7 1 1:45.277 32.143 34.121 39.013 252.3 15:50.574 8 1 1:44.010 32.179 33.319 38.512 249.4 17:34.584 9 1 1:42.976 31.604 33.088 38.284 255.3 19:17.560 10 1 1:45.167 33.103 33.756 38.308 256.5 21:02.727 11 1 1:42.347 31.423 32.815 38.109 255.9 22:45.074 12 1 1:50.776B 32.120 33.289 45.367 258.4 24:35.850 13 2 3:59.635 2:45.701 33.874 40.060 28:35.485 14 2 2:53.567B 37.829 1:01.376 1:14.362 254.1 31:29.052																																																																					
10	2	1:44.622	32.620	33.279	38.723	255.3	22:33.870	<b>50</b> Kessel Racing 1.John HARTSHORNE 2.Oliver HANCOCK Ferrari 488 GT3 GT3 1 1 3:10.651 1:37.175 44.669 48.807 3:10.651 2 1 2:07.888 39.592 41.159 47.137 223.6 5:18.539 3 1 1:57.574 36.105 37.612 43.857 247.7 7:16.113																																																																												
11	2	1:42.983	31.620	33.384	37.979	262.8	24:16.853															<b>51</b> Spirit of Race 1.Christoph ULRICH 2.Maurizio MEDIANI Ferrari 488 GT3 GT3 1 1 2:53.887 1:10.211 50.801 52.875 2:53.887 2 1 1:55.812 36.048 37.717 42.047 245.5 4:49.699 3 1 1:54.271 33.989 35.462 44.820 252.9 6:43.970 4 1 1:52.074 34.346 35.436 42.292 252.9 8:36.044 5 1 1:52.528 36.227 35.054 41.247 254.7 10:28.572 6 1 1:49.614 33.651 34.928 41.035 251.7 12:18.186 7 1 1:50.150 33.664 35.628 40.858 253.5 14:08.336 8 1 1:50.101 34.382 35.126 40.593 254.7 15:58.437 9 1 1:51.108 33.898 35.587 41.623 253.5 17:49.545 10 1 1:50.428 34.408 35.402 40.618 253.5 19:39.973 11 1 1:49.196 33.473 35.124 40.599 253.5 21:29.169 12 1 1:55.948B 33.654 35.228 47.066 255.3 23:25.117 13 1 3:48.298 2:20.032 42.855 45.411 27:13																																																														



# Michelin Le Mans Cup

## Portimao Round

### Free Practice 2

#### Sector Analysis

Personal Best Session Best B Crossing the finish line in pit lane

Lap	D	Time	Sector 1	Sector 2	Sector 3	T. Spd	Elapsed	Lap	D	Time	Sector 1	Sector 2	Sector 3	T. Spd	Elapsed
<b>71</b> <b>AF Corse</b> Ferrari 488 GT3 1. Piergiuseppe PERAZZINI 2. Marco CIOCI															
1	1	2:48.625	1:17.052	43.643	47.930		2:48.625								
2	1	1:55.965	37.881	36.826	41.258	224.1	4:44.590								
3	1	1:58.662	35.250	35.807	47.605	252.3	6:43.252								
4	1	1:51.508	33.819	35.808	41.881	252.3	8:34.760								
5	1	1:58.499	B	34.873	35.806	47.820	251.2	10:33.259							
6	1	3:08.185	1:51.088	35.863	41.234		13:41.444								
7	1	1:50.918	34.145	35.503	41.270	252.9	15:32.362								
8	1	1:51.260	34.921	35.558	40.781	254.1	17:23.622								
9	1	<b>1:50.037</b>	<b>33.766</b>	35.470	40.801	254.7	19:13.659								
10	1	1:59.483	B	34.606	36.060	48.817	254.7	21:13.142							
11	1	3:43.380	2:16.500	42.254	44.626		24:56.522								
12	1	1:51.430	35.002	35.808	40.620	252.9	26:47.952								
13	1	1:50.801	35.420	<b>35.264</b>	<b>40.117</b>	252.9	28:38.753								
14	1	3:05.005	B	44.663	1:03.326	1:17.016	255.9	31:43.758							
<b>77</b> <b>Kessel Racing</b> Ferrari 488 GT3 1. Claudio SCHIAVONI 2. Andrea PICCINI															
1	2	2:35.940	1:11.025	41.815	43.100		2:35.940								
2	2	1:51.017	34.605	35.557	40.855	249.4	4:26.957								
3	2	1:52.105	32.955	34.112	45.038	254.7	6:19.062								
4	2	<b>1:45.950</b>	<b>32.549</b>	<b>33.805</b>	<b>39.596</b>	255.3	8:05.012								
5	2	2:04.650	B	<b>32.336</b>	35.341	56.973	255.9	10:09.662							
6	1	4:10.074	2:51.466	36.537	42.071		14:19.736								
7	1	2:46.742	47.795	35.621	1:23.326	251.2	17:06.478								
8	1	1:51.852	35.029	35.683	41.140	248.8	18:58.330								
9	1	1:51.006	34.090	35.469	41.447	251.2	20:49.336								
10	1	1:54.339	34.219	36.023	44.097	251.7	22:43.675								
11	1	2:07.138	B	34.779	38.344	54.015	252.3	24:50.813							
12	1	6:08.472	B	3:47.201	54.113	1:27.158	30:59.285								
<b>88</b> <b>Ebimotors</b> Porsche 911 GT3 R 1. Paolo VENEROSI 2. Alessandro BACCANI															
1	2	2:20.728	57.245	40.183	43.300		2:20.728								
2	2	1:50.477	34.246	35.302	40.929	254.1	4:11.205								
3	2	<b>1:48.669</b>	<b>33.769</b>	<b>34.607</b>	<b>40.293</b>	255.9	5:59.874								
4	2	1:53.315	<b>33.226</b>	34.762	45.327	256.5	7:53.189								
5	2	1:56.968	33.281	35.609	48.078	256.5	9:50.157								
6	2	1:49.270	33.284	35.257	40.729	256.5	11:39.427								
7	2	1:58.553	B	33.388	34.816	50.349	257.1	13:37.980							
8	1	4:28.435	3:02.276	42.035	44.124		18:06.415								
9	1	1:56.743	37.641	37.802	41.300	222.2	20:03.158								
10	1	1:49.482	33.938	34.964	40.580	254.1	21:52.640								
11	1	1:49.774	33.790	35.565	40.419	255.3	23:42.414								
12	1	1:50.312	33.394	35.216	41.702	255.9	25:32.726								
13	1	1:56.857	39.686	36.770	40.401	252.3	27:29.583								
14	1	2:18.208	B	33.270	34.808	1:10.130	256.5	29:47.791							
<b>98</b> <b>Motorsport98</b> Ligier JS P3 - Nissan LMP3 1. Eric DE DONCKER 2. Dino LUNARDI															
1	2	2:38.367	1:14.148	42.446	41.773		2:38.367								
2	2	1:48.838	34.646	35.201	38.991	246.6	4:27.205								
3	2	1:46.744	33.175	33.928	39.641	254.1	6:13.949								
4	2	1:44.053	32.055	33.562	38.436	252.9	7:58.002								
5	2	2:16.578	B	32.818	35.217	1:08.543	253.5	10:14.580							
6	2	5:47.260	4:35.193	33.729	38.338		16:01.840								
7	2	1:44.342	32.272	33.916	38.154	253.5	17:46.182								
8	2	<b>1:43.529</b>	<b>32.245</b>	<b>33.509</b>	<b>37.775</b>	252.9	19:29.711								
9	2	1:51.630	B	<b>31.842</b>	<b>33.410</b>	46.378	254.7	21:21.341							
10	1	4:12.589	2:53.913	39.075	39.601		25:33.930								
11	1	1:52.510	37.618	35.637	39.255	253.5	27:26.440								
12	1	2:09.904	B	33.226	34.354	1:02.324	251.7	29:36.344							
<b>83</b> <b>Kessel Racing</b> Ferrari 488 GT3 1. Manuela GOSTNER 2. Giorgio SERNAGIOTTO															
1	1	2:52.340	1:08.807	51.145	52.388		2:52.340								