

MLMC Collective Test Day

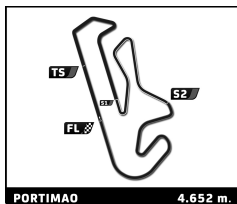
Portimao Round

Morning Session

Sector Analysis

■ Personal Best
■ Session Best
■ Crossing the finish line in pit lane

Lap	D	Time	Sector 1	Sector 2	Sector 3	T. Spd	Elapsed	Lap	D	Time	Sector 1	Sector 2	Sector 3	T. Spd	Elapsed	
2	Ecurie Ecosse / Nielsen Ligier JS P3 - Nissan								15	1	2:41.728 B	40.768	51.514	1:09.446	257.8	32:54.576
	16	1	12:42.094 B	...	43.419	53.994	45:36.670									
	1. Anthony WELLS LMP3															
	2. James LITTLEJOHN															
	1	2	3:46.711	2:29.810	36.734	40.167			3:46.711							
	2	2	1:47.907	34.297	34.302	39.308	248.3		5:34.618							
	3	2	1:45.209	32.834	34.033	38.342	252.3		7:19.827							
	4	2	1:47.429	32.391	35.298	39.740	253.5		9:07.256							
	5	2	1:43.808	32.176	33.250	38.382	254.1		10:51.064							
	6	2	1:46.917	32.068	34.052	40.797	255.3		12:37.981							
	7	2	1:44.035	32.399	33.170	38.466	252.3		14:22.016							
	8	2	1:43.319	32.010	33.165	38.144	257.8		16:05.335							
	9	2	1:43.818	32.366	33.293	38.159	258.4		17:49.153							
	10	2	1:43.210	31.792	33.068	38.350	256.5		19:32.363							
	11	2	1:45.666	31.641	34.183	39.842	259.0		21:18.029							
	12	2	1:42.545	31.707	32.964	37.874	257.1		23:00.574							
	13	2	1:56.101 B	33.351	35.452	47.298	257.1		24:56.675							
	14	2	5:24.446	4:11.524	33.648	39.274			30:21.121							
	15	2	2:19.156 B	31.896	33.406	1:13.854	255.9		32:40.277							
	16	1	6:34.368	5:20.012	34.935	39.421			39:14.645							
	17	1	1:57.149 B	32.833	34.468	49.848	252.9		41:11.794							
	18	1	7:03.300	5:50.144	34.340	38.816			48:15.094							
	19	1	1:46.299	32.648	34.240	39.411	252.9		50:01.393							
	20	1	1:44.445	32.307	33.700	38.438	252.9		51:45.838							
	21	1	1:44.217	32.127	33.779	38.311	255.3		53:30.055							
	22	1	1:44.014	31.973	33.378	38.663	255.9		55:14.069							
	23	1	1:44.556	32.253	33.813	38.490	252.9		56:58.625							
	24	1	1:57.361 B	32.442	37.171	47.748	255.9		58:55.986							
	25	1	15:52.228	...	34.366	38.993			1:14:48.214							
	26	1	1:44.803	32.341	33.879	38.583	255.9		1:16:33.017							
	27	1	1:43.746	32.127	33.562	38.057	255.3		1:18:16.763							
	28	1	1:46.974	31.986	36.726	38.262	257.8		1:20:03.737							
	29	1	2:41.765 B	32.263	50.185	1:19.317	255.9		1:22:45.502							
	30	1	5:58.004	4:45.891	33.759	38.354			1:28:43.506							
	31	1	1:44.493	32.233	33.942	38.318	257.8		1:30:27.999							
	32	1	1:43.738	32.155	33.533	38.050	257.1		1:32:11.737							
	33	1	1:43.600	31.878	33.463	38.259	258.4		1:33:55.337							
34	1	1:51.963 B	31.778	33.700	46.485	259.0	1:35:47.300									
35	2	13:38.737	...	33.712	38.237		1:49:26.037									
36	2	2:19.656 B	31.888	33.076	1:14.692	257.1	1:51:45.693									
3	DKR Engineering Norma M 30 - Nissan								1. Léonard HOOGENBOOM LMP3							
	2. Jens PETERSEN															
	1	2	4:29.381	3:12.085	37.368	39.928			4:29.381							
	2	2	1:46.476	33.076	35.078	38.322	260.2		6:15.857							
	3	2	1:44.949	32.316	34.587	38.046	264.7		8:00.806							
	4	2	1:46.474	32.331		265.4	9:47.280									
	5	2	1:43.984	31.923	34.251	37.810	264.7		11:31.264							
	6	2	1:44.004	32.095	34.016	37.893	266.0		13:15.268							
	7	2	1:43.408	31.586	33.995	37.827	265.4		14:58.676							
	8	2	1:43.522	31.623	33.783	38.116	267.3		16:42.198							
	9	2	1:43.187	31.509	33.573	38.105	266.7		18:25.385							
	10	2	1:50.270 B	31.755	33.801	44.714	266.7		20:15.655							
	11	1	4:28.141	3:10.947	36.797	40.397			24:43.796							
	12	1	1:50.055	34.417	35.983	39.655	257.8		26:33.851							
	13	1	1:49.786	33.832	36.244	39.710	259.6		28:23.637							
	14	1	1:49.211	33.781	35.881	39.549	259.0		30:12.848							
4	Brookspeed International Ligier JS P3 - Nissan								1. John SCHAUERMAN LMP3							
	2. Nicolas RONDET															
	1	2	3:12.715	1:44.127	43.925	44.663			3:12.715							
	2	2	1:52.382	34.563	36.888	40.931	252.3		5:05.097							
	3	2	1:51.984	34.194	35.973	41.817	250.0		6:57.081							
	4	2	1:58.750 B	33.391	35.398	49.961	254.1		8:55.831							
	5	2	7:16.146	6:02.411	34.373	39.362			16:11.977							
	6	2	1:49.098	34.008	35.921	39.169	256.5		18:01.075							
	7	2	1:47.054	33.557	34.602	38.895	255.9		19:48.129							
	8	2	1:45.683	32.760	33.845	39.078	255.3		21:33.812							
	9	2	2:01.186 B	33.238	37.671	50.277	257.1		23:34.998							
	10	2	6:25.003	5:09.911	34.432	40.660			30:00.001							
	11	2	2:01.798 B	32.611	33.997	55.190	255.9		32:01.799							
	12	1	8:08.166	6:43.663	40.166	44.337			40:09.965							
	13	1	1:55.088	35.538	37.239	42.311	240.5		42:05.053							
	14	1	1:54.426	34.503	36.300	43.623	247.1		43:59.479							
	15	1	1:52.383	34.472	36.401	41.510	250.6		45:51.862							
	16	1	1:50.809	34.260	36.084	40.465	250.0		47:42.671							
	17	1	1:49.584	33.851	35.876	39.857	253.5		49:32.255							
	18	1	1:49.323	33.286	35.903	40.134	254.7		51:21.578							
	19	1	1:50.011	33.932	35.529	40.550	249.4		53:11.589							
	20	1	1:49.664	33.815	35.493	40.356	251.2		55:01.253							
	21	1	1:50.371	33.677	35.982	40.712	255.3		56:51.624							
	22	1	1:55.906	36.318	36.655	42.933	252.9		58:47.530							
	23	1	1:54.033	37.438	36.153	40.442	250.0		1:00:41.563							
	24	1	3:35.966 B	1:14.387	1:02.909	1:18.670	74.9		1:04:17.529							
	25	1	24:41.225	...	41.064	44.635			1:28:58.754							
	26	1	1:53.861	35.254	38.596	40.011	247.1		1:30:52.615							
	27	1	1:48.326	33.218	35.634	39.474	254.7		1:32:40.941							
	28	1	1:53.287	36.407	36.466	40.414	252.9		1:34:34.228							
	29	1	1:48.074	33.438	35.171	39.465	255.3		1:36:22.302							
	30	1	2:00.305 B	33.239	35.832	51.234	257.1		1:38:22.607							
31	2	11:25.504	...	34.729	39.999		1:49:48.111									
32	2	2:20.226 B	32.279	38.434	1:09.513	258.4	1:52:08.337									
8	Kessel Racing Ferrari 488 GT3								1. Sergio PIANEZOLA GT3							
	2. Giacomo PICCINI															
	1	2	2:52.124	1:29.988	39.634	42.502			2:52.124							
	2	2	1:49.718	35.045	35.045	39.628	230.3		4:41.842							
	3	2	1:46.953	32.993	34.702	39.258	259.0		6:28.795							
	4	2	1:45.832	32.773	34.205	38.854	259.6		8:14.627							
	5	2	1:45.097	32.700	33.771	38.626	260.2		9:59.724							
	6	2	1:45.019	32.360	33.745	38.914	260.2		11:44.743							
	7	2	1:59.000 B	34.401	36.290	48.309	259.0		13:43.743							
	8	2	3:39.770	2:24.709	35.099	39.962			17:23.513							
	9	2	1:47.529	32.594	35.154	39.781	259.0		19:11.042							
	10	2	1:45.509	32.439	33.882	39.188	259.0		20:56.551							
	11	2	1:58.500 B	32.355	33.899	52.246	257.8		22:55.051							
	12	1	6:37.208	5:19.646	36.711	40.851			29:32.259							
	13	1	1:50.653	33.800	35.226	41.627	254.7		31:22.912							
	14	1	3:11.727 B	52.344	1:02.566	1:16.817	167.7		34:34.639							
15	1	5:45.196	4:29.654	35.423	40.119		40:19.835									
16	1	1:48.965	34.022	35.044	39.899	258.4	42:08.800									



MLMC Collective Test Day

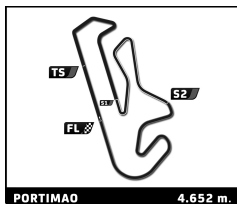
Portimao Round

Morning Session

Sector Analysis

■ Personal Best
 ■ Session Best
 ■ Crossing the finish line in pit lane

Lap	D	Time	Sector 1	Sector 2	Sector 3	T. Spd	Elapsed	Lap	D	Time	Sector 1	Sector 2	Sector 3	T. Spd	Elapsed							
17	1	1:47.879	32.998	34.907	39.974	256.5	43:56.679	31	2	1:42.663	32.255	33.236	37.172	270.7	1:34:02.807							
18	1	1:46.903	33.116	34.618	39.169	257.8	45:43.582	32	2	1:42.122	31.075	33.050	37.997	270.7	1:35:44.929							
19	1	1:46.964	33.211	34.472	39.281	257.8	47:30.546	33	2	1:41.712	31.455	33.018	37.239	267.3	1:37:26.641							
20	1	1:46.808	32.980	34.455	39.373	258.4	49:17.354	34	2	3:02.775 B	46.336	59.841	1:16.598	188.2	1:40:29.416							
21	1	1:53.981 B	33.135	34.435	46.411	257.8	51:11.335	35	2	10:31.736 B	9:03.204	35.603	52.929		1:51:01.152							
22	1	3:38.788	2:24.633	34.586	39.569		54:50.123	22 United Autosports Ligier JS P3 - Nissan LMP3 1. James McGUIRE 2. Matthew BELL														
23	1	1:46.717	32.999	34.377	39.341	257.8	56:36.840	1	2	2:26.052	1:07.815	37.275	40.962		2:26.052							
24	1	1:46.658	32.827	34.616	39.215	258.4	58:23.498	2	2	2:04.079	35.187	48.756	40.136	224.1	4:30.131							
25	1	1:46.682	32.640	34.549	39.493	258.4	1:00:10.180	3	2	1:46.665	33.504	34.234	38.927	250.0	6:16.796							
26	1	2:45.399 B	32.687	55.511	1:17.201	259.0	1:02:55.579	4	2	1:48.898	32.642	33.993	42.263	241.6	8:05.694							
27	2	7:45.170	6:27.018	35.264	42.888		1:10:40.749	5	2	1:42.886	32.071	33.196	37.619	251.7	9:48.580							
28	2	1:45.434	32.638	33.899	38.897	259.0	1:12:26.183	6	2	1:59.283 B	34.055	35.858	49.370	254.1	11:47.863							
29	2	1:47.322	32.369	33.594	41.359	260.2	1:14:13.505	7	1	7:27.278	6:06.260	38.755	42.263		19:15.141							
30	2	1:52.482	32.379	35.638	44.465	260.2	1:16:05.987	8	1	2:04.336 B	37.409	37.375	49.552	249.4	21:19.477							
31	2	1:45.246	32.306	34.245	38.695	260.2	1:17:51.233	9	1	3:27.038	2:08.652	36.457	41.929		24:46.515							
32	2	1:44.727	32.145	33.714	38.868	261.5	1:19:35.960	10	1	1:52.356	34.512	36.592	41.252	250.0	26:38.871							
33	2	2:20.779 B	33.540	37.860	1:09.379	259.6	1:21:56.739	11	1	1:51.562	34.448	36.434	40.680	247.1	28:30.433							
34	1	8:07.947	6:45.025	39.678	43.244		1:30:04.686	12	1	1:52.417	34.040	36.099	42.278	250.6	30:22.850							
35	1	1:51.873	35.187	35.704	40.982	245.5	1:31:56.559	13	1	2:21.094 B	34.130	37.470	1:09.494	251.2	32:43.944							
36	1	1:46.716	32.663	35.248	38.805	260.9	1:33:43.275	14	1	6:39.376	5:22.651	36.197	40.528		39:23.320							
37	1	1:45.123	32.233	34.220	38.700	260.2	1:35:28.398	15	1	1:51.676	34.080	35.887	41.709	251.7	41:14.996							
38	1	1:45.168	32.332	33.990	38.846	259.6	1:37:13.566	16	1	1:50.872	34.049	36.029	40.794	250.6	43:05.868							
39	1	3:13.365 B	54.088	1:02.659	1:16.618	189.1	1:40:26.931	17	1	1:50.900	34.175	35.763	40.962	252.9	44:56.768							
40	2	9:20.160	8:06.288	34.456	39.416		1:49:47.091	18	1	1:48.547	33.284	35.609	39.654	252.9	46:45.315							
21 DB Autosport Norma M 30 - Nissan LMP3 1. Jacques WOLFF 2. Nicolas SCHATZ								19								1	1:49.839	33.903	35.190	40.746	251.7	48:35.154
1	2	3:08.205	1:46.707	39.810	41.688		3:08.205	20	1	1:47.951	33.008	35.213	39.730	254.7	50:23.105							
2	2	1:47.040	33.766	34.811	38.463	259.0	4:55.245	21	1	1:47.994	33.178	34.949	39.867	253.5	52:11.099							
3	2	1:44.952	32.249	33.553	39.150	262.1	6:40.197	22	1	1:49.093	32.950	35.207	40.936	253.5	54:00.192							
4	2	1:42.377	31.670	33.135	37.572	263.4	8:22.574	23	1	1:48.637	34.059	35.107	39.471	253.5	55:48.829							
5	2	1:59.542 B	31.508	36.634	51.400	268.7	10:22.116	24	1	1:47.929	33.195	35.237	39.497	255.3	57:36.758							
6	2	14:23.288	...	33.741	38.575		24:45.404	25	1	1:48.569	33.443	35.684	39.442	254.7	59:25.327							
7	2	1:43.689	32.710	33.585	37.394	264.7	26:29.093	26	1	7:52.876 B	6:18.000	44.667	50.209	255.9	1:07:18.203							
8	2	1:41.589	31.148	33.016	37.425	268.0	28:10.682	27	2	11:22.797	...	35.152	38.360		1:18:41.000							
9	2	1:43.957	32.633	33.477	37.847	268.0	29:54.639	28	2	1:43.358	32.113	33.364	37.881	254.1	1:20:24.358							
10	2	1:54.107 B	31.186	33.038	49.883	268.7	31:48.746	29	2	3:04.170 B	45.083	1:02.200	1:16.887	255.3	1:23:28.528							
11	1	9:11.737	7:49.800	38.847	43.090		41:00.483	30	2	5:13.242	3:55.240	33.688	44.314		1:28:41.770							
12	1	1:51.615	34.688	36.490	40.437	252.3	42:52.098	31	2	1:43.422	32.785	33.331	37.306	252.9	1:30:25.192							
13	1	1:49.766	33.645	35.666	40.455	258.4	44:41.864	32	2	1:42.104	31.789	33.014	37.301	258.4	1:32:07.296							
14	1	1:48.309	33.583	34.992	39.734	259.0	46:30.173	33	2	1:42.923	31.703	33.401	37.819	259.6	1:33:50.219							
15	1	1:49.744	33.397	35.397	40.950	261.5	48:19.917	34	2	1:41.667	31.525	32.987	37.155	258.4	1:35:31.886							
16	1	1:47.877	33.522	34.885	39.470	262.8	50:07.794	35	2	1:41.761	31.548	32.997	37.216	259.6	1:37:13.647							
17	1	1:46.419	32.841	34.569	39.009	262.8	51:54.213	36	2	3:10.117 B	52.293	1:02.019	1:15.805	201.9	1:40:23.764							
18	1	1:45.922	32.554	34.485	38.883	264.1	53:40.135	37	1	9:25.777	8:11.050	35.295	39.432		1:49:49.541							
19	1	1:59.092 B	33.040	34.585	51.467	264.1	55:39.227	38	1	2:21.311 B	33.390	39.259	1:08.662	259.0	1:52:10.852							
20	1	6:26.102 B	4:44.420	38.769	1:02.913		1:02:05.329	23 United Autosports Ligier JS P3 - Nissan LMP3 1. Richard MEINS 2. Christian ENGLAND														
21	1	8:55.429	7:37.875	35.695	41.859		1:11:00.758	1	2	2:26.611	1:07.557	39.126	39.928		2:26.611							
22	1	1:48.544	33.778	35.214	39.552	259.0	1:12:49.302	2	2	2:03.271 B	35.368	37.640	50.263	228.3	4:29.882							
23	1	1:46.897	33.119	35.008	38.770	263.4	1:14:36.199	3	2	4:57.718	3:43.384	35.674	38.660		9:27.600							
24	1	1:46.786	32.772	34.821	39.193	266.0	1:16:22.985	4	2	1:44.768	32.394	34.419	37.955	254.1	11:12.368							
25	1	1:49.338	32.515	36.078	40.745	267.3	1:18:12.323	5	2	1:44.137	32.120	33.978	38.039	255.3	12:56.505							
26	1	1:46.485	32.776	34.628	39.081	266.0	1:19:58.808	6	2	1:43.619	31.965	34.020	37.634	255.9	14:40.124							
27	1	2:23.457 B	33.337	38.280	1:11.840	264.1	1:22:22.265	7	2	1:43.535	31.903	34.022	37.610	258.4	16:23.659							
28	2	6:32.677	5:19.530	34.443	38.704		1:28:54.942															
29	2	1:43.035	31.703	33.269	38.063	267.3	1:30:37.977															
30	2	1:42.167	31.080	32.857	38.230	268.7	1:32:20.144															



MLMC Collective Test Day

Portimao Round

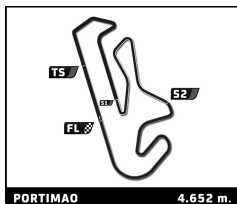
Morning Session

Sector Analysis

PORTIMAO 4.652 m

Personal Best Session Best B Crossing the finish line in pit lane

Lap	D	Time	Sector 1	Sector 2	Sector 3	T. Spd	Elapsed	Lap	D	Time	Sector 1	Sector 2	Sector 3	T. Spd	Elapsed
8	2	1:43.282	31.850	33.699	37.733	257.1	18:06.941	22	1	8:49.911	7:35.632	35.305	38.974		1:10:36.337
9	2	1:44.348	31.762	34.270	38.316	256.5	19:51.289	23	1	1:45.468	32.560	34.223	38.685	258.4	1:12:21.805
10	2	1:43.601	31.796	33.816	37.989	257.8	21:34.890	24	1	1:46.304	32.876	34.797	38.631	261.5	1:14:08.109
11	2	1:44.470	32.174	34.183	38.113	258.4	23:19.360	25	1	1:45.410	32.399	34.610	38.401	260.9	1:15:53.519
12	2	1:43.650	31.887	33.803	37.960	256.5	25:03.010	26	1	1:45.659	32.477	34.130	39.052	262.1	1:17:39.178
13	2	1:56.167 B	32.175	33.666	50.326	255.3	26:59.177	27	1	8:02.170 B	32.489	34.729	6:54.952	262.8	1:25:41.348
14	1	14:45.960	...	39.211	43.299		41:45.137	28	2	10:39.195	9:22.059	37.200	39.936		1:36:20.543
15	1	1:56.469	35.504	36.566	44.399	250.0	43:41.606	29	2	1:54.065 B	32.559	34.254	47.252	253.5	1:38:14.608
16	1	1:51.067	34.005	35.505	41.557	250.0	45:32.673	30	2	11:23.153	...	34.071	38.536		1:49:37.761
17	1	1:50.398	33.640	35.926	40.832	250.0	47:23.071	31	2	2:13.121 B	31.796	33.750	1:07.575	263.4	1:51:50.882
18	1	1:50.087	34.196	35.486	40.405	245.5	49:13.158	25 Lanan Racing Norma M 30 - Nissan LMP3							
19	1	1:48.007	33.651	34.688	39.668	249.4	51:01.165	1. Michael BENHAM							
20	1	1:47.787	33.618	34.621	39.548	251.2	52:48.952	2. Duncan TAPPY							
21	1	1:46.729	33.165	34.296	39.268	253.5	54:35.681	1	1	3:38.150	2:10.075	44.472	43.603		3:38.150
22	1	1:46.908	32.963	34.193	39.752	253.5	56:22.589	2	1	1:52.532	34.724	37.602	40.206	254.1	5:30.682
23	1	1:46.701	33.051	34.663	38.987	254.1	58:09.290	3	1	1:45.183	32.409	34.467	38.307	257.1	7:15.865
24	1	1:46.988	32.953	34.482	39.553	254.1	59:56.278	4	1	1:46.710	34.157	34.072	38.481	259.0	9:02.575
25	1	2:13.041 B	33.673	38.756	1:00.612	253.5	1:02:09.319	5	1	1:45.339	31.792	33.350	40.197	264.7	10:47.914
26	2	8:41.523	7:23.136	38.482	39.905		1:10:50.842	6	1	1:45.390	32.179	34.763	38.448	263.4	12:33.304
27	2	1:45.013	32.645	34.579	37.789	252.9	1:12:35.855	7	1	1:43.861	32.019	33.596	38.246	264.7	14:17.165
28	2	1:42.426	31.471	33.622	37.333	255.9	1:14:18.281	8	1	1:44.728	32.057	33.744	38.927	264.7	16:01.893
29	2	1:57.835	31.421	33.976	52.438	258.4	1:16:16.116	9	1	1:44.344	32.066	33.929	38.349	260.9	17:46.237
30	2	1:46.098	31.458	35.538	39.102	257.8	1:18:02.214	10	1	1:46.219	32.237	34.139	39.843	264.7	19:32.456
31	2	1:42.265	31.510	33.517	37.238	256.5	1:19:44.479	11	1	2:08.410	54.548	35.316	38.546	206.1	21:40.866
32	2	2:31.254 B	32.142	40.679	1:18.433	258.4	1:22:15.733	12	1	1:44.787	32.039	33.867	38.881	263.4	23:25.653
33	2	6:08.714	4:57.599	33.630	37.485		1:28:24.447	13	1	1:45.890	33.412	33.713	38.765	263.4	25:11.543
34	2	1:42.007	31.342	33.600	37.065	257.1	1:30:06.454	14	1	1:43.375	31.651	33.484	38.240	262.8	26:54.918
35	2	1:42.077	31.494	33.318	37.265	260.2	1:31:48.531	15	1	1:43.446	31.774	33.659	38.013	264.7	28:38.364
36	2	1:43.469	32.434	33.698	37.337	258.4	1:33:32.000	16	1	1:44.504	31.676	33.575	39.253	266.0	30:22.868
37	2	1:41.665	31.209	33.398	37.058	260.2	1:35:13.665	17	1	2:19.991 B	32.451	34.638	1:12.902	260.2	32:42.859
38	2	1:52.783 B	31.374	33.399	48.010	260.2	1:37:06.448	18	2	11:02.593	9:42.615	39.074	40.904		43:45.452
39	1	12:34.745	...	35.844	39.953		1:49:41.193	19	2	1:43.732	32.055	34.051	37.626	260.2	45:29.184
40	1	2:13.645 B	34.140	34.800	1:04.705	243.8	1:51:54.838	20	2	1:41.171	31.190	33.107	36.874	264.1	47:10.355
24 Cool Racing Ligier JS P3 - Nissan LMP3								1. Alexandre COIGNY 3. Iradj ALEXANDER							
2. Antonin BORGA															
1	3	6:19.387 B	4:57.579	36.911	44.897		6:19.387	21	2	1:42.029	31.156	32.976	37.897	264.7	48:52.384
2	3	4:47.965	3:35.344	34.604	38.017		11:07.352	22	2	1:40.680	30.997	32.751	36.932	266.0	50:33.064
3	3	1:43.059	31.847	33.577	37.635	257.8	12:50.411	23	2	1:44.444	31.338	33.593	39.513	268.7	52:17.508
4	3	1:42.783	31.587	33.376	37.820	260.9	14:33.194	24	2	1:49.277 B	31.030	33.025	45.222	267.3	54:06.785
5	3	1:42.868	31.692	33.568	37.608	261.5	16:16.062	25	2	8:00.111 B	6:21.292	35.633	1:03.186		1:02:06.896
6	3	1:42.770	31.608	33.329	37.833	259.6	17:58.832	26	2	12:50.439	...	33.826	37.251		1:14:57.335
7	3	1:43.188	31.612	33.774	37.802	261.5	19:42.020	27	2	1:40.914	31.075	32.905	36.934	264.7	1:16:38.249
8	3	1:49.837 B	32.431	33.731	43.675	263.4	21:31.857	28	2	1:40.918	31.280	32.738	36.900	266.0	1:18:19.167
9	3	5:54.392	4:41.437	34.540	38.415		27:26.249	29	2	1:42.061	31.102	34.121	36.838	268.0	1:20:01.228
10	3	1:48.939 B	31.604	33.559	43.776	261.5	29:15.188	30	2	2:17.674 B	31.297	36.234	1:10.143	267.3	1:22:18.902
11	3	10:28.842	9:16.571	34.030	38.241		39:44.030	31	1	11:40.146	...	40.024	46.874		1:33:59.048
12	3	1:44.973	33.129	33.410	38.434	262.1	41:29.003	32	1	1:49.624	33.752	37.138	38.734	256.5	1:35:48.672
13	3	1:43.013	31.944	33.236	37.833	260.9	43:12.016	33	1	8:55.586 B	31.861	7:10.773	1:12.952	262.1	1:44:44.258
14	3	1:43.151	31.523	33.495	38.133	260.2	44:55.167	34	1	6:20.453 B	4:48.902	37.371	54.180		1:51:04.711
15	3	1:47.937 B	31.548	33.457	42.932	260.9	46:43.104	32 United Autosports Ligier JS P3 - Nissan LMP3							
16	1	5:36.257	4:19.388	34.848	42.021		52:19.361	1. Najaf HUSAIN							
17	1	1:47.800	33.956	34.628	39.216	254.7	54:07.161	2. Colin BRAUN							
18	1	1:46.733	33.007	34.610	39.116	255.9	55:53.894	1	1	2:34.431 B	1:02.580	39.477	52.374		2:34.431
19	1	1:47.391	32.790	34.896	39.705	260.2	57:41.285	2	1	6:33.952	5:15.935	37.008	41.009		9:08.383
20	1	1:53.115	34.722	35.045	43.348	259.0	59:34.400	3	1	1:48.356	33.751	35.244	39.361	252.3	10:56.739
21	1	2:12.026 B	33.665	41.524	56.837	257.1	1:01:46.426	4	1	1:47.619	33.283	35.251	39.085	253.5	12:44.358
								5	1	1:47.339	33.215	34.775	39.349	253.5	14:31.697
								6	1	1:47.031	33.062	34.745	39.224	254.1	16:18.728



MLMC Collective Test Day

Portimao Round


Morning Session

Sector Analysis

■ Personal Best
 ■ Session Best
 ■ Crossing the finish line in pit lane

Lap	D	Time	Sector 1	Sector 2	Sector 3	T. Spd	Elapsed	Lap	D	Time	Sector 1	Sector 2	Sector 3	T. Spd	Elapsed
7	1	1:55.381 B	33.134	34.530	47.717	254.7	18:14.109	24	2	1:43.654	31.663	33.304	38.687	264.1	53:59.022
8	1	7:04.433	5:46.627	37.523	40.283		25:18.542	25	2	1:43.161	31.787	33.401	37.973	264.7	55:42.183
9	1	1:46.489	33.244	34.319	38.926	251.2	27:05.031	26	2	1:49.406 B	31.644	33.457	44.305	265.4	57:31.589
10	1	1:45.697	32.833	34.332	38.532	252.3	28:50.728	27	2	16:38.464	...	37.797	43.347		1:14:10.053
11	1	1:45.235	32.653	34.143	38.439	253.5	30:35.963	28	2	1:45.251	32.830	34.237	38.184	259.0	1:15:55.304
12	1	2:27.452 B	32.427	38.915	1:16.110	255.9	33:03.415	29	2	1:42.980	31.443	33.402	38.135	262.8	1:17:38.284
13	1	6:43.189	5:31.340	33.673	38.176		39:46.604	30	2	1:42.737	31.587	33.385	37.765	264.7	1:19:21.021
14	1	1:48.793	32.893	35.143	40.757	255.9	41:35.397	31	2	1:54.637 B	31.251	33.092	50.294	266.0	1:21:15.658
15	1	1:45.473	33.543	33.809	38.121	254.7	43:20.870	32	2	7:39.826	6:26.731	34.213	38.882		1:28:55.484
16	1	1:44.474	32.879	33.739	37.856	254.7	45:05.344	33	2	2:10.371	55.134	33.722	41.515	265.4	1:31:05.855
17	1	1:44.015	32.211	33.753	38.051	255.3	46:49.359	34	2	1:43.411	31.492	33.623	38.296	266.0	1:32:49.266
18	1	1:44.172	32.265	33.835	38.072	255.3	48:33.531	35	2	1:43.307	31.357	34.038	37.912	265.4	1:34:32.573
19	1	1:43.919	32.117	34.120	37.682	255.9	50:17.450	36	2	1:42.618	31.372	33.396	37.850	266.0	1:36:15.191
20	1	1:57.122 B	32.042	35.456	49.624	256.5	52:14.572	37	2	1:55.045 B	31.236	33.238	50.571	266.7	1:38:10.236
21	2	4:41.407	3:27.129	35.440	38.838		56:55.979	38	2	12:35.157 B	...	34.541	47.820		1:50:45.393
22	2	1:45.131	32.876	34.251	38.004	253.5	58:41.110								
23	2	1:43.517	32.742	33.233	37.542	255.3	1:00:24.627								
24	2	3:10.181 B	51.471	1:02.119	1:16.591	242.7	1:03:34.808								
25	2	6:57.570	5:44.989	33.702	38.879		1:10:32.378								
26	2	1:42.369	32.094	32.869	37.406	254.7	1:12:14.747								
27	2	1:41.958	31.550	32.603	37.805	256.5	1:13:56.705								
28	2	1:41.572	31.467	32.906	37.199	258.4	1:15:38.277								
29	2	1:41.212	31.235	32.866	37.111	259.6	1:17:19.489								
30	2	1:51.118 B	31.204	33.526	46.388	259.0	1:19:10.607								
31	2	9:19.878	8:03.228	33.822	42.828		1:28:30.485								
32	2	1:41.134	31.439	32.749	36.946	256.5	1:30:11.619								
33	2	1:41.793	31.308	32.975	37.510	258.4	1:31:53.412								
34	2	1:41.310	31.485	32.798	37.027	259.0	1:33:34.722								
35	2	1:41.231	31.346	32.905	36.980	259.0	1:35:15.953								
36	2	1:50.964 B	31.786	32.992	46.186	260.9	1:37:06.917								
37	1	12:26.563	...	35.513	38.918		1:49:33.480								

39		Graff		Norma M 30 - Nissan LMP3											
		1.Eric TROUILLET													
		2.Adrien TROUILLET													
1	2	3:17.052	1:51.647	40.809	44.596		3:17.052	1	1	3:29.682	1:57.875	44.345	47.462		3:29.682
2	2	1:51.710	35.967	36.379	39.364	213.0	5:08.762	2	1	2:09.277	40.335	39.453	49.489	196.0	5:38.959
3	2	1:47.199	33.240	34.606	39.353	261.5	6:55.961	3	1	1:58.984	38.005	38.721	42.258	216.0	7:37.943
4	2	1:45.895	32.543	34.583	38.769	262.1	8:41.856	4	1	1:52.322	34.743	37.512	40.067	256.5	9:30.265
5	2	1:44.811	32.215	34.153	38.443	264.1	10:26.667	5	1	1:48.714	34.004	35.394	39.316	262.1	11:18.979
6	2	1:44.314	32.071	33.761	38.482	264.1	12:10.981	6	1	1:47.618	34.200	34.888	38.530	260.2	13:06.597
7	2	1:46.449	33.615	34.468	38.366	266.0	13:57.430	7	1	1:45.972	33.006	34.470	38.496	262.8	14:52.569
8	2	1:43.866	32.160	33.619	38.087	264.7	15:41.296	8	1	1:54.056	32.748	36.872	44.436	264.1	16:46.625
9	2	1:56.986 B	34.332	35.712	46.942	265.4	17:38.282	9	1	1:56.647 B	33.546	34.760	48.341	263.4	18:43.272
10	2	4:34.463	3:22.133	34.076	38.254		22:12.745	10	1	4:06.239	2:52.380	34.846	39.013		22:49.511
11	2	1:44.890	32.649	33.751	38.490	263.4	23:57.635	11	1	1:46.748	32.815	34.340	39.593	260.9	24:36.259
12	2	1:55.118	41.933	34.830	38.355	264.1	25:52.753	12	1	1:46.538	33.175	34.331	39.032	260.9	26:22.797
13	2	1:44.383	32.323	33.619	38.441	264.1	27:37.136	13	1	1:45.822	32.817	34.234	38.771	262.8	28:08.619
14	2	1:45.210	32.098	34.603	38.509	265.4	29:22.346	14	1	1:48.379	33.485	33.893	41.001	263.4	29:56.998
15	2	1:43.471	31.827	33.587	38.057	263.4	31:05.817	15	1	1:58.910 B	32.624	34.695	51.591	262.1	31:55.908
16	2	2:58.635 B	37.030	1:04.301	1:17.304	264.7	34:04.452	16	2	9:47.358	8:13.194	35.436	58.728		41:43.266
17	2	7:46.544	6:33.336	34.715	38.493		41:50.996	17	2	1:47.686	34.033	34.459	39.194	257.8	43:30.952
18	2	1:45.562	32.430	34.277	38.855	262.1	43:36.558	18	2	1:46.619	32.874	34.842	38.903	262.1	45:17.571
19	2	1:44.705	31.783	34.234	38.688	262.8	45:21.263	19	2	1:45.033	32.655	33.638	38.740	262.1	47:02.604
20	2	1:43.722	31.983	33.549	38.190	262.8	47:04.985	20	2	2:02.570	32.793	33.539	56.238	261.5	49:05.174
21	2	1:43.955	32.242	33.470	38.243	263.4	48:48.940	21	2	1:45.426	32.717	34.098	38.611	262.8	50:50.600
22	2	1:43.318	31.674	33.401	38.243	264.7	50:32.258	22	2	1:45.964	32.949	33.206	39.809	262.1	52:36.564
23	2	1:43.110	31.522	33.379	38.209	263.4	52:15.368	23	2	1:43.404	32.263	33.184	37.957	261.5	54:19.968
								24	2	1:43.876	31.842	33.586	38.448	264.1	56:03.844
								25	2	1:50.728 B	31.986	33.480	45.262	263.4	57:54.572
								26	2	14:26.777	...	36.474	39.944		1:12:21.349
								27	2	1:45.107	32.887	33.910	38.310	259.0	1:14:06.456
								28	2	1:43.151	31.827	33.335	37.989	263.4	1:15:49.607
								29	2	1:43.214	31.774	33.353	38.087	264.7	1:17:32.821
								30	2	1:42.665	31.722	33.166	37.777	264.1	1:19:15.486
								31	2	1:52.187 B	31.612	33.212	47.363	266.7	1:21:07.673
								32	1	10:12.357	8:57.915	34.992	39.450		1:31:20.030
								33	1	1:44.625	32.163	33.848	38.614	263.4	1:33:04.655
								34	1	1:45.784	32.941	34.518	38.325	266.7	1:34:50.439
								35	1	1:45.014	32.227	33.930	38.857	264.7	1:36:35.453
								36	1	1:57.363 B	32.910	35.872	48.581	266.7	1:38:32.816
								37	1	11:02.952	9:50.778	33.980	38.194		1:49:35.768
								38	1	2:12.688 B	32.381	34.392	1:05.915	265.4	1:51:48.456



MLMC Collective Test Day


Portimao Round

Morning Session

Sector Analysis

■ Personal Best
 ■ Session Best
 ■ Crossing the finish line in pit lane

Lap	D	Time	Sector 1	Sector 2	Sector 3	T. Spd	Elapsed	Lap	D	Time	Sector 1	Sector 2	Sector 3	T. Spd	Elapsed
43		Keoracing					Ligier JS P3 - Nissan								
		1.Johan JOKINEN					LMP3								
		2.Jérôme DE SADELEER													
1	1	3:25.837	B	1:49.066	41.481	55.290		3:25.837							
2	1	2:55.475		1:38.312	36.899	40.264		6:21.312							
3	1	1:54.784		33.965	38.847	41.972	251.7	8:16.096							
4	1	1:55.488	B	32.906	34.367	48.215	255.3	10:11.584							
5	1	3:54.817		2:40.169	34.705	39.943		14:06.401							
6	1	1:45.322		33.282	33.827	38.213	257.1	15:51.723							
7	1	1:43.777		32.218	33.460	38.099	256.5	17:35.500							
8	1	1:43.344		32.301	33.291	37.752	255.3	19:18.844							
9	1	1:44.133		32.767	33.569	37.797	257.1	21:02.977							
10	1	1:43.362		31.750	33.490	38.122	256.5	22:46.339							
11	1	1:42.275		31.592	33.130	37.553	254.7	24:28.614							
12	1	1:52.463	B	33.351	33.770	45.342	256.5	26:21.077							
13	1	5:05.082		3:52.259	34.236	38.587		31:26.159							
14	1	3:10.457	B	49.993	1:02.745	1:17.719	241.6	34:36.616							
15	1	5:03.256		3:47.861	36.047	39.348		39:39.872							
16	1	1:43.274		32.214	33.170	37.890	254.7	41:23.146							
17	1	1:43.557		32.088	33.455	38.014	257.1	43:06.703							
18	1	1:43.492		31.932	33.263	38.297	257.8	44:50.195							
19	1	1:42.278		31.640	33.124	37.514	254.7	46:32.473							
20	1	1:44.590		31.536	35.080	37.974	255.9	48:17.063							
21	1	1:42.327		31.479	33.375	37.473	257.1	49:59.390							
22	1	1:42.368		31.279	33.488	37.601	257.1	51:41.758							
23	1	1:43.669		31.343	34.725	37.601	257.8	53:25.427							
24	1	1:48.631	B	31.543	33.017	44.071	257.1	55:14.058							
25	1	16:01.712		...	34.983	38.794		1:11:15.770							
26	1	1:43.118		31.752	33.904	37.462	255.9	1:12:58.888							
27	1	1:42.866		31.869	33.302	37.695	259.0	1:14:41.754							
28	1	1:42.038		31.295	32.977	37.766	259.0	1:16:23.792							
29	1	1:44.528		32.004	34.582	37.942	261.5	1:18:08.320							
30	1	1:48.863	B	31.585	33.017	44.261	260.9	1:19:57.183							
31	1	8:36.788		7:20.902	37.842	38.044		1:28:33.971							
32	1	1:42.859		32.455	32.942	37.462	257.1	1:30:16.830							
33	1	1:41.062		30.998	32.767	37.297	261.5	1:31:57.892							
34	1	1:41.966		31.413	33.392	37.161	262.8	1:33:39.858							
35	1	1:41.321		31.146	32.733	37.442	261.5	1:35:21.179							
36	1	1:49.191	B	30.983	32.796	45.412	260.9	1:37:10.370							
37	1	12:30.921		...	35.133	39.513		1:49:41.291							
38	1	2:10.457	B	32.392	33.907	1:04.158	257.1	1:51:51.748							
50		Kessel Racing					Ferrari 488 GT3								
		1.John HARTSHORNE					GT3								
		2.Oliver HANCOCK													
1	2	3:05.065	B	1:34.016	39.081	51.968		3:05.065							
2	2	4:04.742		2:48.300	36.386	40.056		7:09.807							
3	2	1:48.610		33.985	35.058	39.567	255.3	8:58.417							
4	2	1:56.046	B	33.147	34.543	48.356	256.5	10:54.463							
5	2	6:31.304		5:16.545	35.291	39.468		17:25.767							
6	2	1:54.977	B	32.919	34.643	47.415	257.1	19:20.744							
7	2	6:28.404		5:13.678	35.240	39.486		25:49.148							
8	2	1:46.822		32.956	34.623	39.243	255.3	27:35.970							
9	2	1:55.654	B	32.917	35.815	46.922	258.4	29:31.624							
10	2	10:08.170		8:52.048	36.549	39.573		39:39.794							
11	2	1:48.437		33.523	34.454	40.460	249.4	41:28.231							
12	2	1:55.831	B	33.806	34.253	47.772	257.1	43:24.062							
51		Spirit of Race					Ferrari 488 GT3								
		1.Christoph ULRICH					GT3								
		2.Maurizio MEDIANI													
1	2	3:11.354		1:50.182	39.034	42.138		3:11.354							
2	2	1:49.681		33.984	35.454	40.243	255.3	5:01.035							
3	2	1:48.022		33.560	34.849	39.613	257.8	6:49.057							
4	2	1:47.749		33.023	35.025	39.701	257.8	8:36.806							
5	2	1:47.155		33.085	34.546	39.524	259.0	10:23.961							
6	2	1:46.057		32.733	34.251	39.073	258.4	12:10.018							
7	2	1:58.834	B	34.470	36.427	47.937	259.0	14:08.852							
8	2	3:34.810		2:18.526	36.101	40.183		17:43.662							
9	2	1:46.485		32.833	34.506	39.146	257.8	19:30.147							
10	2	1:49.353		32.816	34.968	41.569	258.4	21:19.500							
11	2	1:46.686		32.889	34.488	39.309	258.4	23:06.186							
12	2	1:55.149	B	32.736	34.758	47.655	257.8	25:01.335							
13	2	4:16.001		3:01.947	34.457	39.597		29:17.336							
14	2	1:45.924		32.592	34.056	39.276	257.8	31:03.260							
15	2	3:00.029	B	38.089	1:04.590	1:17.350	257.8	34:03.289							
16	2	6:12.229		4:50.777	38.732	42.720		40:15.518							
17	2	1:54.501		34.767	36.552	43.182	254.7	42:10.019							
18	2	1:52.839		34.840	36.460	41.539	240.5	44:02.858							
19	2	1:51.270		35.000	35.623	40.647	255.9	45:54.128							
20	2	1:49.948		34.057	35.278	40.613	255.9	47:44.076							
21	2	1:49.719		33.833	35.375	40.511	257.1	49:33.795							
22	2	1:49.958		33.949	35.395	40.614	257.8	51:23.753							
23	2	1:49.115		33.781	35.100	40.234	257.1	53:12.868							
24	2	1:49.893		33.722	35.792	40.379	257.8	55:02.761							
25	2	1:50.166		33.671	35.268	41.227	257.8	56:52.927							
26	2	1:59.274		34.038	35.747	49.489	257.8	58:52.201							
27	2	1:50.608		34.081	35.577	40.950	257.8	1:00:42.809							
28	2	3:42.738	B	1:16.053	1:06.756	1:19.929	71.9	1:04:25.547							
29	1	15:05.960		...	39.227	41.851		1:19:31.507							
30	1	2:23.914	B	34.016	38.117	1:11.781	253.5	1:21:55.421							
31	1	7:48.880		6:28.986	38.072	41.822		1:29:44.301							
32	1	1:49.138		33.957	35.217	39.964	253.5	1:31:33.439							
33	1	1:47.346		33.045	34.944	39.357	258.4	1:33:20.785							
34	1	1:47.789		33.808	34.336	39.645	259.0	1:35:08.574							
35	1	1:47.355		32.935	34.799	39.621	258.4	1:36:55.929							
36	1	3:03.075	B	35.975	1:03.376	1:23.724	259.0	1:39:59.004							



MLMC Collective Test Day

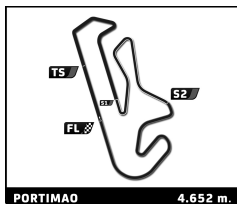
Portimao Round

Morning Session

Sector Analysis

■ Personal Best
 ■ Session Best
 ■ Crossing the finish line in pit lane

Lap	D	Time	Sector 1	Sector 2	Sector 3	T. Spd	Elapsed	Lap	D	Time	Sector 1	Sector 2	Sector 3	T. Spd	Elapsed		
59	RLR MSport Ligier JS P3 - Nissan LMP3								24	1	1:50.418	34.331	36.847	39.240	256.5	1:18:03.274	
	1.Ross WARBURTON								25	1	1:45.196	32.186	33.999	39.011	262.1	1:19:48.470	
	2.Alex KAPADIA								26	1	2:29.740 B	32.146	37.826	1:19.768	260.9	1:22:18.210	
	1	1	6:35.129	5:18.825	35.236	41.068			6:35.129	27	1	6:42.630	5:24.861	37.293	40.476		1:29:00.840
	2	1	1:43.854	32.072	33.595	38.187	251.2		8:18.983	28	1	1:49.670	34.126	36.325	39.219	263.4	1:30:50.510
	3	1	1:44.133	31.861	34.235	38.037	252.9		10:03.116	29	1	1:45.596	32.088	33.945	39.563	264.1	1:32:36.106
	4	1	1:42.768	31.764	33.187	37.817	253.5		11:45.884	30	1	1:43.513	31.734	33.759	38.020	264.7	1:34:19.619
	5	1	1:42.556	31.560	33.245	37.751	257.8		13:28.440	31	1	1:43.587	31.582	33.690	38.315	266.7	1:36:03.206
	6	1	1:42.435	31.595	33.035	37.825	257.1		15:10.895	32	1	1:54.901 B	31.861	34.098	48.942	266.0	1:37:58.107
	7	1	1:42.803	31.833	33.200	37.770	257.1		16:53.698	33	1	13:44.692 B	...	37.329	1:19.977		1:51:42.799
	8	1	1:42.879	31.768	32.913	38.198	256.5		18:36.577								
	9	1	1:54.906 B	32.633	35.367	46.906	257.1		20:31.483								
	10	2	4:49.436	3:29.794	38.368	41.274			25:20.919								
	11	2	2:05.556 B	33.791	35.884	55.881	251.2		27:26.475								
	12	2	12:16.445	...	38.071	41.589			39:42.920								
	13	2	1:52.270	35.614	35.690	40.966	251.2		41:35.190								
	14	2	1:48.885	33.606	35.448	39.831	249.4		43:24.075								
	15	2	1:49.739	34.098	35.506	40.135	251.7		45:13.814								
	16	2	1:48.435	33.492	34.641	40.302	250.6		47:02.249								
	17	2	1:52.594	35.372	35.932	41.290	250.0		48:54.843								
	18	2	1:47.737	33.574	34.611	39.552	252.3		50:42.580								
	19	2	2:04.603 B	35.520	37.093	51.990	252.9		52:47.183								
	20	1	22:45.597	...	33.965	38.791			1:15:32.780								
	21	1	1:43.931	32.077	33.537	38.317	254.1		1:17:16.711								
	22	1	1:43.798	31.791	33.494	38.513	253.5		1:19:00.509								
	23	1	6:18.974 B	33.653	33.417	5:11.904	247.7		1:25:19.483								
	24	1	6:46.188	5:33.648	33.729	38.811			1:32:05.671								
	25	1	1:47.729	32.261	34.199	41.269	251.2		1:33:53.400								
26	1	2:04.179 B	32.400	33.673	58.106	252.9	1:35:57.579										
27	1	14:11.123	...	35.069	39.053		1:50:08.702										
65	Graff Norma M 30 - Nissan LMP3																
	1.Alexander WEST																
	2.Damien DELAFOSSE																
	1	1	5:45.613	4:22.460	40.263	42.890			5:45.613								
	2	1	1:55.001	36.412	37.684	40.905	216.0		7:40.614								
	3	1	1:52.852	35.563	37.669	39.620	255.3		9:33.466								
	4	1	1:48.078	33.181	35.572	39.325	260.9		11:21.544								
	5	1	1:48.345	33.259	35.985	39.101	261.5		13:09.889								
	6	1	1:45.855	32.745	34.370	38.740	262.8		14:55.744								
	7	1	1:47.964	32.553	34.722	40.689	264.7		16:43.708								
	8	1	1:46.314	32.674	34.454	39.186	262.1		18:30.022								
	9	1	1:47.767	33.688	35.283	38.796	242.2		20:17.789								
	10	1	1:49.581	32.667	34.330	42.584	264.1		22:07.370								
	11	1	2:10.918 B	40.351	39.303	51.264	186.9		24:18.288								
	12	1	6:58.860	5:42.652	35.601	40.607			31:17.148								
	13	1	2:49.952 B	34.855	56.741	1:18.356	259.0		34:07.100								
	14	1	7:39.077	6:20.475	36.059	42.543			41:46.177								
	15	1	1:52.361	34.869	36.535	40.957	260.9		43:38.538								
	16	1	1:58.065	32.690	46.389	38.986	258.4		45:36.603								
	17	1	1:46.147	32.276	34.425	39.446	261.5		47:22.750								
	18	1	1:45.095	32.467	34.055	38.573	260.9		49:07.845								
	19	1	1:45.045	32.251	34.101	38.693	264.7		50:52.890								
	20	1	1:57.234 B	32.692	34.189	50.353	266.0		52:50.124								
	21	1	6:56.559	5:42.016	35.156	39.387			59:46.683								
	22	1	2:15.717 B	33.815	40.469	1:01.433	263.4		1:02:02.400								
	23	1	14:10.456	...	47.426	46.442			1:16:12.856								
	77	Kessel Racing Ferrari 488 GT3															
		1.Claudio SCHIAVONI															
2.Andrea PICCINI																	
1		2	2:51.789	1:29.217	39.681	42.891		2:51.789									
2		2	1:49.436	34.809	34.936	39.691	249.4	4:41.225									
3		2	1:46.640	33.130	34.423	39.087	255.3	6:27.865									
4		2	1:45.180	32.594	33.898	38.688	258.4	8:13.045									
5		2	1:44.958	32.316	33.731	38.911	259.6	9:58.003									
6		2	1:54.249 B	32.210	33.723	48.316	257.1	11:52.252									
7		2	4:18.542	3:04.049	34.102	40.391		16:10.794									
8		2	1:45.719	32.520	33.904	39.295	257.1	17:56.513									
9		2	1:44.837	32.411	33.800	38.626	257.1	19:41.350									
10		2	1:48.951	32.521	33.794	42.636	257.8	21:30.301									
11		2	1:55.722 B	32.328	33.975	49.419	257.8	23:26.023									
12		1	5:34.363	4:12.287	39.956	42.120		29:00.386									
13		1	1:53.122	34.616	36.967	41.539	254.1	30:53.508									
14		1	2:41.580 B	34.045	46.219	1:21.316	254.7	33:35.088									
15		1	7:28.057	6:06.200	38.073	43.784		41:03.145									
16		1	1:54.658	35.651	36.546	42.461	250.6	42:57.803									
17		1	1:53.954	35.213	36.437	42.304	252.3	44:51.757									
18		1	1:53.493	34.728	36.901	41.864	251.7	46:45.250									
19		1	1:55.265	35.621	37.165	42.479	251.2	48:40.515									
20		1	1:52.204	34.311	36.451	41.442	254.1	50:32.719									
21		1	1:52.113	34.641	36.101	41.371	252.3	52:24.832									
22		1	1:51.409	34.267	36.055	41.087	254.7	54:16.241									
23		1	2:02.869 B	34.434	37.385	51.050	254.7	56:19.110									
24		1	20:00.821	...	36.507	41.664		1:16:19.931									
25		1	1:54.416	34.375	36.544	43.497	252.9	1:18:14.347									
26	1	2:05.141 B	33.877	38.506	52.758	254.1	1:20:19.488										
27	1	9:07.608	7:44.817	39.004	43.787		1:29:27.096										
28	1	1:56.313	35.047	36.932	44.334	251.2	1:31:23.409										
29	1	1:50.044	33.885	35.559	40.600	254.1	1:33:13.453										
30	1	1:49.563	33.460	35.796	40.307	255.9	1:35:03.016										
31	1	1:49.234	33.661	35.294	40.279	255.9	1:36:52.250										
32	1	2:42.715 B	33.230	45.497	1:23.988	256.5	1:39:34.965										
33	1	10:50.194	9:33.080	36.135	40.979		1:50:25.159										
34	1	2:12.386 B	41.847	38.075	52.464	179.4	1:52:37.545										
83	Kessel Racing Ferrari 488 GT3																
	1.Manuela GOSTNER																
	2.Giorgio SERNAGIOTTO																
	1	1	6:42.088	5:03.649	47.474	50.965			6:42.088								
	2	1	2:05.068	39.191	40.931	44.946	227.8		8:47.156								
	3	1	1:57.292	36.359	37.664	43.269	248.3		10:44.448								
	4	1	1:56.227	35.426	38.410	42.391	253.5		12:40.675								
5	1	1:54.493	34.568	36.516	43.409	256.5	14:35.168										
6	1	1:54.585	34.848	37.600	42.137	257.8	16:29.753										



MLMC Collective Test Day

Portimao Round

Morning Session

Sector Analysis

■ Personal Best
 ■ Session Best
 ■ Crossing the finish line in pit lane

Lap	D	Time	Sector 1	Sector 2	Sector 3	T. Spd	Elapsed	Lap	D	Time	Sector 1	Sector 2	Sector 3	T. Spd	Elapsed							
7	1	1:55.622	34.542	36.749	44.331	255.9	18:25.375	22	1	1:46.967	32.940	34.592	39.435	262.8	51:07.253							
8	1	2:16.342 B	37.441	40.015	58.886	221.8	20:41.717	23	1	1:56.230 B	32.968	35.692	47.570	262.8	53:03.483							
9	1	4:29.842	3:09.913	37.389	42.540		25:11.559	24	1	7:36.280	6:11.066	40.409	44.805		1:00:39.763							
10	1	1:53.421	34.725	36.405	42.291	252.9	27:04.980	25	1	3:33.020 B	1:09.161	1:05.348	1:18.511	82.7	1:04:12.783							
11	1	1:53.725	34.811	36.934	41.980	240.5	28:58.705	26	1	7:06.969	5:45.859	37.995	43.115		1:11:19.752							
12	1	1:51.941	33.894	36.285	41.762	256.5	30:50.646	27	1	1:51.846	34.482	36.114	41.250	257.1	1:13:11.598							
13	1	2:41.878 B	33.770	48.390	1:19.718	257.8	33:32.524	28	1	1:53.653	36.635	36.012	41.006	260.2	1:15:05.251							
14	1	6:45.404	5:22.161	39.532	43.711		40:17.928	29	1	1:50.887	34.344	35.572	40.971	260.2	1:16:56.138							
15	1	1:56.370	36.669	37.486	42.215	256.5	42:14.298	30	1	1:50.872	34.041	35.795	41.036	260.2	1:18:47.010							
16	1	1:52.715	34.127	36.610	41.978	259.0	44:07.013	31	1	1:50.927	33.857	35.856	41.214	260.2	1:20:37.937							
17	1	1:52.171	33.877	36.473	41.821	257.8	45:59.184	32	1	3:23.740 B	1:05.106	1:02.721	1:15.913	78.5	1:24:01.677							
18	1	1:51.326	33.893	36.166	41.267	258.4	47:50.510	33	1	6:59.082	5:40.579	37.156	41.347		1:31:00.759							
19	1	1:50.344	33.457	35.769	41.118	258.4	49:40.854	34	1	1:51.673	34.037	36.009	41.627	260.2	1:32:52.432							
20	1	2:03.812 B	33.607	37.820	52.385	259.0	51:44.666	35	1	1:50.329	33.975	35.962	40.392	260.2	1:34:42.761							
21	2	4:08.106	2:52.295	35.381	40.430		55:52.772	36	1	1:51.482	34.560	35.663	41.259	260.9	1:36:34.243							
22	2	1:48.040	33.395	34.851	39.794	259.6	57:40.812	37	1	2:39.913 B	34.137	49.935	1:15.841	259.6	1:39:14.156							
23	2	1:48.360	34.283	34.801	39.276	260.9	59:29.172	<div style="border: 1px solid black; padding: 5px;"> 98 Motorsport98 Ligier JS P3 - Nissan LMP3 1. Eric de DONCKER 2. Dino LUNARDI </div>							1	1	3:29.032 B	1:53.973	39.028	56.031		3:29.032
24	2	1:59.487 B	32.706	34.402	52.379	260.9	1:01:28.659								2	1	4:41.796	3:27.034	35.599	39.163		8:10.828
25	2	9:13.499	7:57.788	35.471	40.240		1:10:42.158	3	1	1:43.805	32.691	33.605	37.509	251.2	9:54.633							
26	2	1:46.642	32.721	34.756	39.165	260.2	1:12:28.800	4	1	1:43.390	32.358	33.435	37.597	256.5	11:38.023							
27	2	1:46.430	32.586	34.239	39.605	262.8	1:14:15.230	5	1	1:43.335	31.954	33.481	37.900	257.8	13:21.358							
28	2	1:46.369	32.385	34.677	39.307	262.1	1:16:01.599	6	1	1:42.727	31.676	33.609	37.442	259.0	15:04.085							
29	2	1:46.209	32.597	34.510	39.102	262.8	1:17:47.808	7	1	1:42.745	31.833	33.243	37.669	259.6	16:46.830							
30	2	1:45.998	32.518	34.284	39.196	262.1	1:19:33.806	8	1	1:43.408	32.051	33.258	38.099	263.4	18:30.238							
31	2	2:17.649 B	33.095	35.557	1:08.997	262.1	1:21:51.455	9	1	1:53.562 B	31.882	33.438	48.242	260.2	20:23.800							
32	1	7:30.439	6:04.711	41.279	44.449		1:29:21.894	10	1	7:30.692	6:19.343	33.531	37.818		27:54.492							
33	1	1:53.113	35.517	36.578	41.018	255.9	1:31:15.007	11	1	1:42.585	31.820	33.120	37.645	256.5	29:37.077							
34	1	1:49.236	33.337	35.416	40.483	259.0	1:33:04.243															
35	1	1:49.131	33.096	36.193	39.842	260.9	1:34:53.374															
36	1	1:47.848	32.788	34.804	40.256	260.9	1:36:41.222															
37	1	2:43.513 B	32.724	50.230	1:20.559	259.0	1:39:24.735															
38	1	11:16.334	9:59.594	35.954	40.786		1:50:41.069															
39	1	3:22.725 B	57.680	1:04.315	1:20.730	170.9	1:54:03.794															
Porsche 911 GT3 R																						
GT3																						
<div style="border: 1px solid black; padding: 5px; display: inline-block;"> 88 Ebimotors 1. Paolo VENEROSI 2. Riccardo PERA </div>																						
1	1	4:05.917	2:32.560	45.500	47.857		4:05.917															
2	1	2:05.106	39.205	40.869	45.032	201.1	6:11.023															
3	1	2:01.608	37.416	39.714	44.478	232.8	8:12.631															
4	1	1:58.492	36.327	38.827	43.338	252.3	10:11.123															
5	1	1:57.118	36.266	38.011	42.841	254.1	12:08.241															
6	1	1:57.996	37.654	37.832	42.510	254.7	14:06.237															
7	1	1:55.847	35.746	37.025	43.076	260.2	16:02.084															
8	1	1:57.207	35.931	37.599	43.677	237.9	17:59.291															
9	1	1:56.368	35.651	37.600	43.117	254.7	19:55.659															
10	1	1:54.424	34.926	37.287	42.211	259.6	21:50.083															
11	1	1:52.814	34.460	36.534	41.820	258.4	23:42.897															
12	1	1:53.528	34.710	36.696	42.122	259.0	25:36.425															
13	1	1:54.477	34.957	37.656	41.864	258.4	27:30.902															
14	1	1:53.358	34.417	36.284	42.657	260.2	29:24.260															
15	1	2:07.082 B	34.934	36.731	55.417	259.0	31:31.342															
16	1	8:47.464	7:28.235	38.070	41.159		40:18.806															
17	1	1:51.296	35.061	36.022	40.213	260.9	42:10.102															
18	1	1:47.851	33.377	34.808	39.666	262.1	43:57.953															
19	1	1:47.214	33.060	34.676	39.478	264.1	45:45.167															
20	1	1:47.799	33.165	34.688	39.946	262.1	47:32.966															
21	1	1:47.320	33.057	34.644	39.619	262.1	49:20.286															