

# Michelin Le Mans Cup

## Monza Round

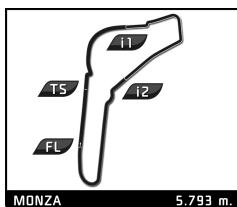
### Free Practice 1

**Amended**

MONZA 5.793 m. Sector Analysis

Lap under Red Flag   Invalidated Lap   Personal Best   Session Best   Crossing the pit lane

Lap	D	Time	Sector 1	Sector 2	Sector 3	T. Spd	Elapsed	Lap	D	Time	Sector 1	Sector 2	Sector 3	T. Spd	Elapsed
<b>2</b> Pzoberer Zürichsee by TFT 1.Nicolas LEUTWILER 2.Julien ANDLAUER Porsche 911 GT3 R GT3								23 2 2:14.280 <b>B</b> 36.774 43.280 54.226 279.8 53:39.159							
1	2	2:51.965	1:18.959	47.984	45.022	120.8	2:51.965	1	1	2:37.230	1:01.357	49.370	46.503	133.2	2:37.230
2	2	2:00.425	38.102	39.781	42.542	176.5	4:52.390	2	1	2:02.360	38.779	42.145	41.436	208.1	4:39.590
3	2	1:50.293	35.152	37.481	37.660	263.4	6:42.683	3	1	1:54.489	37.566	38.733	38.190	241.1	6:34.079
4	2	1:49.057	34.893	36.811	<b>37.353</b>	270.7	8:31.740	4	1	1:51.086	35.213	38.298	37.575	269.3	8:25.165
5	2	1:53.436	34.635	37.672	41.129	272.7	10:25.176	5	1	1:55.846	38.197	40.086	37.563	272.0	10:21.011
6	2	1:56.447 <b>B</b>	34.752	36.817	44.878	272.0	12:21.623	6	1	1:49.618	35.303	37.068	37.247	270.0	12:10.629
7	2	4:29.455	3:09.126	37.061	43.268	174.2	16:51.078	7	1	1:48.699	35.358	36.733	36.608	271.4	13:59.328
8	2	<b>1:48.823</b>	<b>34.620</b>	<b>36.792</b>	37.411	269.3	18:39.901	8	1	1:48.316	35.005	36.610	36.701	273.4	15:47.644
9	2	1:55.372 <b>B</b>	34.750	37.286	43.336	270.7	20:35.273	9	1	1:47.809	34.824	36.455	<b>36.530</b>	272.0	17:35.453
10	1	3:52.245	2:36.025	37.980	38.240	154.7	24:27.518	10	1	1:47.805	34.608	<b>36.361</b>	36.836	274.1	19:23.258
11	1	1:51.158	35.144	37.547	38.467	270.7	26:18.676	11	1	1:58.630 <b>B</b>	34.711	37.004	46.915	273.4	21:21.888
12	1	1:50.971	35.011	38.046	37.914	270.0	28:09.647	12	1	4:31.333	3:16.787	37.589	36.957	182.1	25:53.221
13	1	1:49.558	34.857	37.257	37.444	272.7	29:59.205	13	1	1:48.634	35.050	36.840	36.744	272.0	27:41.855
14	1	1:49.668	34.772	37.064	37.832	270.0	31:48.873	14	1	1:47.864	34.735	36.584	36.545	272.7	29:29.719
15	1	1:50.087	34.992	37.098	37.997	272.0	33:38.960	15	1	1:48.128	34.793	36.655	36.680	272.7	31:17.847
16	1	1:49.947	34.993	37.315	37.639	269.3	35:28.907	16	1	2:02.668 <b>B</b>	34.756	40.695	47.217	274.8	33:20.515
17	1	1:58.110 <b>B</b>	34.922	37.077	46.111	270.7	37:27.017	17	2	4:12.089	2:55.807	38.209	38.073	179.7	37:32.604
18	1	8:07.707	6:48.941	39.937	38.829	201.1	45:34.724	18	2	1:49.754	34.721	37.507	37.526	273.4	39:22.358
19	1	1:51.363	35.347	38.119	37.897	269.3	47:26.087	19	2	1:49.848	34.953	37.403	37.492	272.7	41:12.206
20	1	1:54.008	37.225	38.789	37.994	268.7	49:20.095	20	2	1:49.368	34.641	37.148	37.579	272.0	43:01.574
21	1	1:50.135	35.177	37.214	37.744	269.3	51:10.230	21	2	1:49.839	34.897	37.539	37.403	272.7	44:51.413
22	1	1:50.389	34.745	37.212	38.432	270.0	53:00.619	22	2	1:49.080	34.550	37.320	37.210	274.1	46:40.493
23	1	1:55.485 <b>B</b>	34.781	37.285	43.419	271.4	54:56.104	23	2	1:49.216	34.565	37.047	37.604	273.4	48:29.709
24	1	3:45.701	2:30.136	37.607	37.958	213.9	58:41.805	24	2	1:48.280	34.585	36.529	37.166	274.1	50:17.989
25	1	1:49.572	34.908	37.075	37.589	270.0	1:00:31.377	25	2	<b>1:47.763</b>	<b>34.435</b>	36.476	36.852	272.7	52:05.752
<b>3</b> DKR Engineering 1.Jean GLORIEUX 2.Laurents HORR Duqueine M30 - D08 - Nissan LMP3								26 2 2:21.998 <b>B</b> 40.250 43.045 58.703 274.1 54:27.750							
1	2	3:04.025	1:37.764	44.514	41.747	153.0	3:04.025	1	2	2:13.803	49.280	41.876	42.647	155.6	2:13.803
2	2	1:56.097	36.830	39.793	39.474	212.2	5:00.122	2	2	1:50.254	35.427	37.430	37.397	261.5	4:04.057
3	2	2:05.846 <b>B</b>	37.550	38.348	49.948	226.4	7:05.968	3	2	1:47.738	34.876	36.420	36.442	265.4	5:51.795
4	1	7:52.551	6:38.030	37.229	37.292	179.7	14:58.519	4	2	1:49.629	34.537	38.241	36.851	276.2	7:41.424
5	1	1:48.126	34.873	36.458	36.795	272.0	16:46.645	5	2	1:46.691	34.371	36.015	36.305	274.8	9:28.115
6	1	2:01.857 <b>B</b>	34.829	38.350	48.678	278.4	18:48.502	6	2	1:46.818	34.385	36.234	36.199	274.8	11:14.933
7	1	3:30.158	2:07.859	41.335	40.964	150.0	22:18.660	7	2	1:45.623	34.186	35.676	<b>35.761</b>	274.1	13:00.556
8	1	1:51.592	35.640	37.541	38.411	245.5	24:10.252	8	2	1:51.718 <b>B</b>	34.004	<b>35.475</b>	42.239	274.1	14:52.274
9	1	1:48.156	34.772	36.691	36.693	276.2	25:58.408	9	1	3:46.425	2:30.868	37.773	37.784	201.9	18:38.699
10	1	1:47.194	34.691	36.174	36.329	277.6	27:45.602	10	1	1:49.596	34.860	37.809	36.927	264.7	20:28.295
11	1	1:46.070	34.019	35.910	36.141	281.2	29:31.672	11	1	1:48.879	35.064	36.853	36.962	260.2	22:17.174
12	1	1:47.097	34.530	36.150	36.417	279.1	31:18.769	12	1	1:48.886	34.760	37.264	36.862	272.7	24:06.060
13	1	1:55.136	37.473	39.788	37.875	230.3	33:13.905	13	1	1:48.854	35.209	36.824	36.821	253.5	25:54.914
14	1	1:47.174	34.154	36.084	36.936	281.2	35:01.079	14	1	1:48.349	35.087	36.567	36.695	255.9	27:43.263
15	1	1:47.745	34.193	36.628	36.924	282.0	36:48.824	15	1	1:47.525	34.720	36.400	36.405	268.0	29:30.788
16	1	1:46.024	34.000	35.916	36.108	280.5	38:34.848	16	1	1:47.587	34.628	36.273	36.686	262.8	31:18.375
17	1	1:46.234	34.009	35.975	36.250	280.5	40:21.082	17	1	1:52.611	34.749	39.119	38.743	268.0	33:10.986
18	1	1:46.705	<b>33.833</b>	36.037	36.835	281.2	42:07.787	18	1	1:48.021	34.443	36.368	37.210	272.7	34:59.007
19	1	1:46.177	34.003	35.973	36.201	280.5	43:53.964	19	1	1:59.170 <b>B</b>	35.191	37.128	46.851	272.0	36:58.177
20	1	1:53.746 <b>B</b>	34.342	35.788	43.616	280.5	45:47.710	20	1	3:52.995	2:37.995	37.405	37.595	215.1	40:51.172
21	2	3:52.227	2:30.993	44.761	36.473	218.6	49:39.937								
22	2	<b>1:44.942</b>	33.944	<b>35.565</b>	<b>35.433</b>	280.5	51:24.879								



# Michelin Le Mans Cup

## Monza Round

### Free Practice 1

#### Sector Analysis

**Amended**

MONZA 5.793 m.

Lap under Red Flag   Invalidated Lap   Personal Best   Session Best   B Crossing the pit lane

Lap	D	Time	Sector 1	Sector 2	Sector 3	T. Spd	Elapsed	Lap	D	Time	Sector 1	Sector 2	Sector 3	T. Spd	Elapsed
21	1	1:49.803	35.062	37.062	37.679	266.7	42:40.975	12	1	1:51.728	35.384	37.826	38.518	270.0	26:17.137
22	1	1:47.581	34.528	36.383	36.670	269.3	44:28.556	13	1	1:51.647	35.124	38.092	38.431	271.4	28:08.784
23	1	1:48.806	34.619	37.119	37.068	274.1	46:17.362	14	1	2:00.971 <b>B</b>	35.179	37.955	47.837	270.7	30:09.755
24	1	1:48.280	34.630	36.874	36.776	274.1	48:05.642	15	1	4:07.768	2:51.172	37.936	38.660	185.2	34:17.523
25	1	1:56.350 <b>B</b>	34.684	36.722	44.944	266.0	50:01.992	16	1	1:52.292	35.260	37.856	39.176	270.0	36:09.815
26	2	4:52.574	3:36.561	38.654	37.359	187.5	54:54.566	17	1	1:52.681	35.698	38.095	38.888	268.7	38:02.496
27	2	1:45.695	33.912	35.787	35.996	276.9	56:40.261	18	1	1:51.232	35.227	37.703	38.302	271.4	39:53.728
28	2	1:46.791	34.287	36.148	36.356	274.8	58:27.052	19	1	1:52.140	35.156	37.672	39.312	269.3	41:45.868
29	2	1:45.163	33.709	35.658	35.796	275.5	1:00:12.215	20	1	1:52.004	35.889	37.642	38.473	242.2	43:37.872

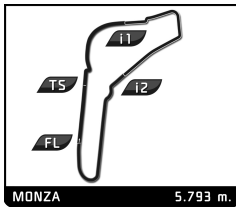
7		Nielsen Racing		Duqueine M30 - D08 - Nissan			
		1. Anthony WELLS		LMP3			
		2. Colin NOBLE					
1	1	2:42.335	1:16.934	43.727	41.674	118.6	2:42.335
2	1	1:55.015	36.489	39.434	39.092	244.3	4:37.350
3	1	1:51.863	36.208	37.954	37.701	256.5	6:29.213
4	1	1:51.709	34.869	37.053	39.787	272.7	8:20.922
5	1	1:49.724	35.400	37.067	37.257	271.4	10:10.646
6	1	2:09.804 <b>B</b>	34.710	36.754	58.340	272.7	12:20.450

8		Iron Lynx		Ferrari 488 GT3			
		1. Giacomo PICCINI		GT3			
		2. Rino MASTRONARDI					
1	2	2:32.439	57.171	46.840	48.428	135.3	2:32.439
2	2	2:01.732	38.889	41.232	41.611	209.3	4:34.171
3	2	2:03.689	37.716	39.908	46.065	215.1	6:37.860
4	2	1:52.551	35.228	38.576	38.747	268.0	8:30.411
5	2	1:57.329	35.032	42.587	39.710	270.7	10:27.740
6	2	1:50.918	35.038	37.563	38.317	268.7	12:18.658
7	2	1:50.089	34.771	37.259	38.059	274.1	14:08.747
8	2	1:50.092	34.892	37.323	37.877	272.7	15:58.839
9	2	2:00.840 <b>B</b>	35.047	37.677	48.116	273.4	17:59.679
10	2	6:12.950	4:37.989	46.322	48.639	139.0	24:12.629
11	2	2:16.484 <b>B</b>	39.675	42.774	54.035	199.6	26:29.113
12	2	4:29.294	3:10.890	39.451	38.953	137.9	30:58.407
13	2	1:53.003	36.449	38.160	38.394	222.7	32:51.410
14	2	1:49.610	34.822	37.205	37.583	273.4	34:41.020
15	2	1:49.159	34.664	36.903	37.592	274.1	36:30.179
16	2	1:48.727	34.577	36.806	37.344	274.8	38:18.906
17	2	1:48.701	34.581	36.841	37.279	272.7	40:07.607
18	2	1:59.690 <b>B</b>	34.689	37.690	47.311	276.2	42:07.297

9		Iron Lynx		Ferrari 488 GT3			
		1. Emanuele Maria TABACCI		GT3			
		2. Nicollo SCHIRO					
1	2	2:27.887	57.996	45.942	43.949	133.8	2:27.887
2	2	1:57.063	37.557	39.910	39.596	217.7	4:24.950
3	2	1:52.271	35.463	38.085	38.723	263.4	6:17.221
4	2	1:51.270	35.131	37.796	38.343	271.4	8:08.491
5	2	1:50.619	35.039	37.536	38.044	271.4	9:59.110
6	2	1:50.748	35.272	37.528	37.948	270.0	11:49.858
7	2	2:00.742 <b>B</b>	35.035	37.420	48.287	271.4	13:50.600
8	1	4:53.328	3:29.304	39.378	44.646	114.0	18:43.928
9	1	1:52.409	35.749	38.069	38.591	269.3	20:36.337
10	1	1:53.959	35.263	38.017	40.679	270.0	22:30.296
11	1	1:55.113	36.501	39.066	39.546	240.5	24:25.409

10		Nielsen Racing		Duqueine M30 - D08 - Nissan			
		1. Rob HODES		LMP3			
		2. Garrett GRIST					
1	1	2:51.565	1:19.911	47.877	43.777	143.8	2:51.565
2	1	1:58.806	37.233	40.462	41.111	234.3	4:50.371
3	1	1:54.358	35.959	39.774	38.625	266.0	6:44.729
4	1	1:52.533	35.625	38.142	38.766	269.3	8:37.262
5	1	2:23.360 <b>B</b>	42.580	47.966	52.814	271.4	11:00.622
6	1	4:29.161	3:05.532	41.842	41.787	154.1	15:29.783
7	1	1:56.470	36.500	40.336	39.634	214.3	17:26.253
8	1	1:54.674	36.864	39.096	38.714	250.6	19:20.927
9	1	1:51.124	35.498	37.732	37.894	231.8	21:12.051
10	1	1:49.769	35.245	37.222	37.302	270.0	23:01.820
11	1	1:53.577	38.420	37.780	37.377	271.4	24:55.397
12	1	1:49.145	34.801	37.317	37.027	266.0	26:44.542
13	1	1:50.265	35.716	37.317	37.232	268.7	28:34.807
14	1	1:50.100	34.696	38.001	37.403	281.2	30:24.907
15	1	1:48.262	34.988	36.499	36.775	270.0	32:13.169
16	1	1:47.877	34.705	36.654	36.518	271.4	34:01.046
17	1	1:47.715	34.515	36.501	36.699	272.0	35:48.761
18	1	1:47.889	34.704	36.534	36.651	274.1	37:36.650
19	1	1:47.588	34.503	36.463	36.622	272.7	39:24.238
20	1	1:48.244	34.385	36.589	37.270	272.0	41:12.482
21	1	1:49.203	34.744	37.027	37.432	270.0	43:01.685
22	1	1:46.979	34.403	36.314	36.262	275.5	44:48.664
23	1	1:46.326	34.403	35.950	35.973	272.0	46:34.990
24	1	1:46.470	34.251	36.016	36.203	274.1	48:21.460
25	1	1:47.191	34.513	36.368	36.310	271.4	50:08.651
26	1	1:46.786	34.394	36.191	36.201	272.0	51:55.437
27	1	1:46.394	34.285	35.914	36.195	272.7	53:41.831
28	1	1:46.677	34.303	36.242	36.132	274.8	55:28.508
29	1	1:48.892	34.433	36.423	38.036	272.7	57:17.400
30	1	1:54.074 <b>B</b>	34.404	36.636	43.034	274.1	59:11.474

11		Racing Experience		Duqueine M30 - D08 - Nissan			
		1. David HAUSER		LMP3			
		2. Nicolas MELIN					
1	2	2:36.546	1:09.301	45.429	41.816	155.4	2:36.546



# Michelin Le Mans Cup

## Monza Round

### Free Practice 1

#### Sector Analysis

**Amended**

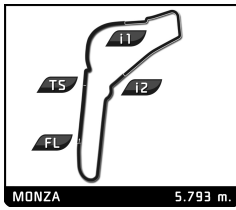
Lap under Red Flag   Invalidated Lap   Personal Best   Session Best   Crossing the pit lane

Lap	D	Time	Sector 1	Sector 2	Sector 3	T. Spd	Elapsed
2	2	1:57.693	37.291	40.666	39.736	226.9	4:34.239
3	2	1:51.240	36.064	38.168	37.008	250.0	6:25.479
4	2	1:48.033	34.693	36.947	36.393	274.1	8:13.512
5	2	1:50.314	34.218	39.465	36.631	275.5	10:03.826
6	2	1:48.459	34.546	37.327	36.586	274.8	11:52.285
7	2	1:54.551 <b>B</b>	34.575	37.079	42.897	277.6	13:46.836
8	2	5:05.771	3:50.837	37.952	36.982	214.3	18:52.607
9	2	1:48.147	34.606	37.070	36.471	271.4	20:40.754
10	2	1:48.396	34.228	36.857	37.311	274.8	22:29.150
11	2	1:46.932	34.459	36.430	36.043	273.4	24:16.082
12	2	1:48.630	35.772	36.738	36.120	255.3	26:04.712
13	2	1:47.061	34.037	36.582	36.442	275.5	27:51.773
14	2	1:53.626 <b>B</b>	34.262	36.612	42.752	274.1	29:45.399
15	1	4:40.882	3:26.697	37.666	36.519	207.7	34:26.281
16	1	1:47.150	34.924	36.198	36.028	271.4	36:13.431
17	1	1:47.262	34.526	36.387	36.349	276.9	38:00.693
18	1	1:46.335	34.273	35.809	36.253	276.9	39:47.028
19	1	1:46.200	34.251	35.991	35.958	274.8	41:33.228
20	1	1:45.724	34.247	35.626	35.851	276.9	43:18.952
21	1	<b>1:45.065</b>	<b>33.953</b>	<b>35.444</b>	35.668	276.9	45:04.017
22	1	1:45.233	34.048	35.589	<b>35.596</b>	276.9	46:49.250
23	1	1:45.351	34.069	35.502	35.780	276.9	48:34.601
24	1	1:45.497	34.117	35.756	35.624	277.6	50:20.098
25	1	1:45.766	34.196	35.522	36.048	276.2	52:05.864

20		Grainmarket Racing		Duqueine M30 - D08 - Nissan		LMP3	
		1.Mark CRADER					
		2.Alex MORTIMER					
1	2	2:47.528	1:20.220	44.848	42.460	138.1	2:47.528
2	2	1:56.719	37.417	40.142	39.160	201.5	4:44.247
3	2	1:51.042	35.839	37.807	37.396	259.6	6:35.289
4	2	1:53.201	35.380	37.509	40.312	267.3	8:28.490
5	2	1:51.273	35.101	38.531	37.641	270.0	10:19.763
6	2	1:48.559	34.874	36.485	37.200	270.7	12:08.322
7	2	1:47.837	34.892	36.401	36.544	268.0	13:56.159
8	2	1:47.603	34.768	36.267	36.568	270.7	15:43.762
9	2	1:47.552	34.773	36.462	<b>36.317</b>	270.7	17:31.314
10	2	1:54.407	35.111	37.363	41.933	270.7	19:25.721
11	2	1:51.284	34.649	36.304	40.331	272.0	21:17.005
12	2	<b>1:47.222</b>	34.646	36.099	36.477	269.3	23:04.227
13	2	1:53.525 <b>B</b>	<b>34.451</b>	<b>36.081</b>	42.993	271.4	24:57.752
14	1	<del>4:06.816</del>	2:50.373	38.992	37.451	153.2	29:04.568
15	1	<del>1:49.602</del>	35.190	37.110	37.302	268.7	30:54.170
16	1	<del>1:49.278</del>	35.003	37.055	37.220	270.0	32:43.448
17	1	<del>1:50.466</del>	35.132	37.547	37.787	270.0	34:33.914
18	1	<del>1:48.853</del>	34.800	36.788	37.265	271.4	36:22.767
19	1	<del>1:50.280</del>	35.443	36.959	37.878	268.7	38:13.047
20	1	<del>1:49.027</del>	35.221	36.717	37.089	270.7	40:02.074
21	1	<del>1:48.709</del>	35.239	36.550	36.920	269.3	41:50.783
22	1	<del>1:48.813</del>	35.058	36.704	37.051	270.0	43:39.596
23	1	<del>1:50.238</del>	35.054	36.668	38.516	271.4	45:29.834
24	1	<del>1:49.888</del>	35.969	36.759	37.160	268.7	47:19.722
25	1	<del>1:48.700</del>	35.204	36.679	36.817	269.3	49:08.422
26	1	<del>1:58.836</del> <b>B</b>	35.205	37.374	46.257	271.4	51:07.258

21		Mühlner Motorsport		Duqueine M30 - D08 - Nissan		LMP3	
		1.Moritz KRANZ					
		2.Alex KAPADIA					
1	2	2:27.459	1:02.191	43.612	41.656	154.5	2:27.459
2	2	1:52.471	35.893	38.234	38.344	247.1	4:19.930
3	2	1:49.795	35.411	37.343	37.041	266.7	6:09.725
4	2	1:47.730	34.809	36.511	36.410	271.4	7:57.455
5	2	1:46.643	34.451	35.949	36.243	270.7	9:44.098
6	2	1:55.196 <b>B</b>	34.414	37.007	43.775	274.8	11:39.294
7	1	5:41.637	4:27.905	37.485	36.247	191.8	17:20.931
8	1	2:31.208 <b>B</b>	44.604	49.528	57.076	274.1	19:52.139
9	1	4:09.920	2:47.251	43.353	39.316	146.3	24:02.059
10	1	1:51.687	35.266	37.524	38.897	243.8	25:53.746
11	1	1:53.180	34.681	37.033	41.466	267.3	27:46.926
12	1	1:46.056	34.385	35.909	35.762	272.0	29:32.982
13	1	1:46.078	<b>33.989</b>	36.055	36.034	276.9	31:19.060
14	1	1:55.847 <b>B</b>	35.398	37.965	42.484	225.9	33:14.907
15	2	4:39.914	3:17.415	42.233	40.266	160.2	37:54.821
16	2	1:49.108	35.277	37.187	36.644	251.7	39:43.929
17	2	1:46.538	34.423	35.760	36.355	274.8	41:30.467
18	2	1:46.112	34.173	35.870	36.069	274.8	43:16.579
19	2	1:46.162	34.439	35.873	35.850	275.5	45:02.741
20	2	1:45.563	34.159	35.786	35.618	274.8	46:48.304
21	2	1:55.112 <b>B</b>	34.054	35.859	45.199	275.5	48:43.416
22	1	4:22.932	3:08.756	36.210	37.966	215.6	53:06.348
23	1	1:46.965	34.252	35.981	36.732	274.1	54:53.313
24	1	1:45.849	34.024	35.660	36.165	275.5	56:39.162
25	1	<b>1:45.145</b>	34.179	<b>35.407</b>	<b>35.559</b>	276.2	58:24.307
26	1	1:46.221	33.995	35.856	36.370	276.9	1:00:10.528

23		United Autosports		Ligier JS P320 - Nissan		LMP3	
		1.John SCHAUERMAN					
		2.Wayne BOYD					
1	1	<del>2:33.337</del>	1:03.446	46.594	43.297	132.0	2:33.337
2	1	<del>2:03.393</del>	41.363	41.854	40.176	244.9	4:36.730
3	1	<del>1:55.545</del>	36.828	39.696	39.021	230.3	6:32.275
4	1	<del>1:52.511</del>	35.247	39.138	38.126	271.4	8:24.786
5	1	<del>1:50.753</del>	36.093	37.331	37.329	272.0	10:15.539
6	1	<del>1:49.022</del>	34.612	37.422	36.988	272.0	12:04.561
7	1	<del>1:48.208</del>	34.486	36.986	36.736	272.7	13:52.769
8	1	<del>1:48.217</del>	34.564	36.730	36.923	272.0	15:40.986
9	1	<del>1:48.657</del>	34.947	36.820	36.890	272.7	17:29.643
10	1	<del>1:51.151</del>	35.583	37.432	38.136	246.0	19:20.794
11	1	<del>1:56.419</del> <b>B</b>	34.563	36.787	45.069	274.8	21:17.213
12	1	<del>4:54.700</del>	3:36.816	39.770	38.114	142.1	26:11.913
13	1	<del>1:50.880</del>	34.930	38.739	37.211	272.0	28:02.793
14	1	<del>1:48.273</del>	34.779	36.893	36.601	271.4	29:51.066
15	1	<del>1:47.976</del>	34.359	36.878	36.739	272.7	31:39.042
16	1	<del>1:47.364</del>	34.468	36.344	36.552	272.7	33:26.406
17	1	<del>1:47.260</del>	34.320	36.322	36.618	273.4	35:13.666
18	1	<del>1:47.726</del>	34.412	36.701	36.613	273.4	37:01.392
19	1	<del>1:58.378</del>	36.075	42.805	39.498	276.9	38:59.770
20	1	<del>1:47.262</del>	34.422	36.296	36.544	274.1	40:47.032
21	1	<del>1:52.489</del>	35.008	39.237	38.244	271.4	42:39.521



# Michelin Le Mans Cup

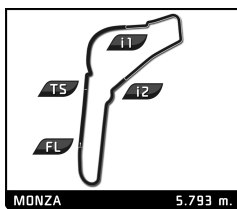
## Monza Round

### Free Practice 1

#### Sector Analysis

**Amended**

Lap under Red Flag												Invalidated Lap												Personal Best												Session Best												Crossing the pit lane																																																																																																																																																																															
Lap	D	Time	Sector 1	Sector 2	Sector 3	T. Spd	Elapsed	Lap	D	Time	Sector 1	Sector 2	Sector 3	T. Spd	Elapsed	Lap	D	Time	Sector 1	Sector 2	Sector 3	T. Spd	Elapsed	Lap	D	Time	Sector 1	Sector 2	Sector 3	T. Spd	Elapsed	Lap	D	Time	Sector 1	Sector 2	Sector 3	T. Spd	Elapsed																																																																																																																																																																																								
22	1	1:47.027	34.351	36.122	36.554	273.4	44:26.548	14	1	1:45.968	34.269	35.877	35.822	275.5	27:55.256	15	1	1:52.541 B	34.127	35.734	42.680	274.8	29:47.797	16	2	3:56.371	2:42.823	36.663	36.885	192.5	33:44.168	17	2	1:46.697	34.437	36.123	36.137	274.1	35:30.865	18	2	1:47.666	34.178	36.046	37.442	274.8	37:18.531	19	2	1:46.557	34.365	36.310	35.882	274.8	39:05.088	20	2	1:44.625	33.988	35.258	35.379	275.5	57:20.792	21	2	1:53.924 B	34.186	36.509	43.229	277.6	42:44.783	22	2	7:39.904	6:26.727	36.756	36.421	213.0	50:24.687	23	2	1:47.177	34.971	36.030	36.176	268.0	52:11.864	24	2	1:46.525	34.441	35.969	36.115	269.3	53:58.389	25	2	1:46.692	34.641	35.919	36.132	269.3	55:45.081	26	2	1:46.078	34.369	35.654	36.055	271.4	57:31.159	27	2	1:46.558	34.196	36.359	36.003	273.4	59:17.717	28	2	1:45.926	34.401	35.567	35.958	270.7	1:01:03.643																																																																																																
<b>24</b> <b>United Autosports</b> Ligier JS P320 - Nissan LMP3																																																																																																																																																																																																																															
1. Daniel SCHNEIDER																																																																																																																																																																																																																															
2. Andrew MEYRICK																																																																																																																																																																																																																															
1	2	2:27.612	1:02.533	43.574	41.505	146.9	2:27.612	1	1	3:29.317	1:59.726	47.386	42.205	160.0	3:29.317	2	1	1:55.857	37.078	39.681	39.098	219.5	5:25.174	3	1	1:50.613	35.281	37.958	37.374	270.7	7:15.787	4	1	1:49.300	34.904	37.389	37.007	273.4	9:05.087	5	1	1:48.971	34.821	37.377	36.773	274.8	10:54.058	6	1	1:48.078	34.506	36.992	36.580	276.2	12:42.136	7	1	1:48.854	35.772	36.730	36.352	241.1	14:30.990	8	1	1:48.992	34.528	36.724	37.740	276.2	16:19.982	9	1	1:47.683	34.728	36.585	36.370	274.1	18:07.665	10	1	1:47.758	34.768	36.606	36.384	275.5	19:55.423	11	1	1:47.818	34.553	36.587	36.678	276.2	21:43.241	12	1	1:54.840	36.994	36.782	41.064	196.7	23:38.081	13	1	1:48.063	34.791	36.762	36.510	277.6	25:26.144	14	1	1:47.513	34.473	36.528	36.512	276.2	27:13.657	15	1	1:55.553 B	34.676	37.198	43.679	277.6	29:09.210	16	2	4:41.610	3:28.609	36.598	36.403	211.8	33:50.820	17	2	1:46.866	34.132	36.656	36.078	277.6	35:37.686	18	2	1:45.376	33.956	35.517	35.903	277.6	37:23.062	19	2	1:52.612 B	34.192	35.886	42.534	277.6	39:15.674	20	2	5:33.183 B	4:15.365	35.930	41.888	216.0	44:48.857	21	2	5:41.608	4:17.435	42.496	41.677	175.0	50:30.465	22	2	1:51.542	37.250	37.241	37.051	233.3	52:22.007	23	2	1:46.622	34.285	35.350	36.987	274.1	54:08.629	24	2	1:44.492	33.929	35.192	35.371	276.2	55:53.121	25	2	1:44.344	33.959	35.103	35.282	277.6	57:37.465	26	2	1:44.069	33.791	35.061	35.217	279.1	59:21.534	27	2	1:47.129	33.571	36.433	37.125	279.8	1:01:08.663
<b>26</b> <b>Graff</b> Ligier JS P320 - Nissan LMP3																																																																																																																																																																																																																															
1. Matthias KAISER																																																																																																																																																																																																																															
2. Rory PENTTINEN																																																																																																																																																																																																																															
1	1	2:22.124	1:00.568	41.833	39.723	142.3	2:22.124	1	1	2:09.234	47.053	41.578	40.603	158.1	2:09.234	2	1	1:53.004	36.530	38.475	37.999	226.4	4:02.238	3	1	1:48.797	35.375	36.846	36.576	265.4	5:51.035	4	1	1:47.788	34.621	36.975	36.192	274.8	7:38.823	5	1	1:48.609	34.517	38.080	36.012	275.5	9:27.432																																																																																																																																																																																
<b>27</b> <b>MV2S Racing</b> Ligier JS P320 - Nissan LMP3																																																																																																																																																																																																																															
1. Christophe CRESPEL																																																																																																																																																																																																																															
2. Fabien LAVERGNE																																																																																																																																																																																																																															
<b>25</b> <b>United Autosports</b> Ligier JS P320 - Nissan LMP3																																																																																																																																																																																																																															
1. Daniel SCHNEIDER																																																																																																																																																																																																																															
2. Andrew MEYRICK																																																																																																																																																																																																																															
<b>27</b> <b>MV2S Racing</b> Ligier JS P320 - Nissan LMP3																																																																																																																																																																																																																															
1. Christophe CRESPEL																																																																																																																																																																																																																															
2. Fabien LAVERGNE																																																																																																																																																																																																																															
<b>26</b> <b>Graff</b> Ligier JS P320 - Nissan LMP3																																																																																																																																																																																																																															
1. Matthias KAISER																																																																																																																																																																																																																															
2. Rory PENTTINEN																																																																																																																																																																																																																															
<b>37</b> <b>Cool Racing</b> Ligier JS P320 - Nissan LMP3																																																																																																																																																																																																																															
1. Nicolas MAULINI																																																																																																																																																																																																																															
2. Edouard CAUHAUPE																																																																																																																																																																																																																															



# Michelin Le Mans Cup

## Monza Round

### Free Practice 1

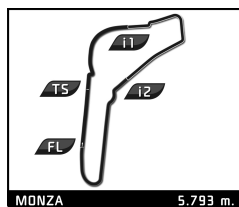
**Amended**

MONZA 5.793 m. Sector Analysis

Lap under Red Flag   Invalidated Lap   Personal Best   Session Best   Crossing the pit lane

Lap	D	Time	Sector 1	Sector 2	Sector 3	T. Spd	Elapsed	Lap	D	Time	Sector 1	Sector 2	Sector 3	T. Spd	Elapsed
6	1	1:48.452	34.935	36.895	36.622	274.8	11:15.884	27	2	1:49.019	34.782	36.893	37.344	270.0	1:01:08.402
7	1	1:46.034	34.385	35.787	35.862	270.7	13:01.918	<b>67</b> Kessel Racing Ferrari 488 GT3							
8	1	1:45.347	34.253	35.423	35.671	277.6	14:47.265	1.Murat CUHADAROGLU 2.David FUMANELLI							
9	1	1:46.477	34.256	36.471	35.750	275.5	16:33.742	1	1	3:34.480	1:57.721	47.825	48.934	163.4	3:34.480
10	1	1:45.497	34.292	35.583	35.622	275.5	18:19.239	2	1	2:00.047	38.537	41.034	40.476	240.0	5:34.527
11	1	1:45.419	34.259	35.499	35.661	275.5	20:04.658	3	1	1:59.657	40.310	39.045	40.302	269.3	7:34.184
12	1	1:45.275	34.151	35.576	35.548	274.1	21:49.933	4	1	1:58.388	37.609	40.893	39.886	270.0	9:32.572
13	1	1:46.562	35.195	35.473	35.894	220.9	23:36.495	5	1	1:55.278	35.981	38.617	40.680	262.8	11:27.850
14	1	1:45.340	34.082	35.564	35.694	276.9	25:21.835	6	1	1:52.767	35.418	38.398	38.951	270.0	13:20.617
15	1	1:53.317 B	34.042	35.896	43.379	279.8	27:15.152	7	1	1:54.314	36.516	38.462	39.336	242.2	15:14.931
16	2	4:05.947	2:53.289	36.333	36.325	125.9	31:21.099	8	1	1:52.734	35.390	37.994	39.350	269.3	17:07.665
17	2	1:49.054	34.151	37.933	36.970	276.2	33:10.153	9	1	2:03.571 B	37.787	38.724	47.060	210.1	19:11.236
18	2	1:45.527	33.992	35.647	35.888	277.6	34:55.680	10	2	4:07.044	2:46.504	39.012	41.528	189.8	23:18.280
19	2	1:44.997	33.975	35.405	35.617	275.5	36:40.677	11	2	1:50.470	35.070	37.364	38.036	270.0	25:08.750
20	2	1:45.288	33.931	35.513	35.844	276.9	38:25.965	12	2	1:49.721	34.785	37.239	37.697	270.7	26:58.471
21	2	1:45.998	33.905	36.427	35.666	275.5	40:11.963	13	2	1:57.529 B	34.946	37.479	45.104	270.7	28:56.000
22	2	1:45.652	34.730	35.305	35.617	276.9	41:57.615	14	2	6:07.779	4:39.329	44.635	43.815	156.3	35:03.779
23	2	1:45.342	34.071	35.879	35.392	275.5	43:42.957	15	2	1:53.440	36.050	38.849	38.541	254.1	36:57.219
24	2	1:45.145	33.792	35.598	35.755	276.2	45:28.102	16	2	1:49.898	34.920	37.232	37.746	272.7	38:47.117
25	2	1:44.602	33.806	35.357	35.439	276.2	47:12.704	17	2	1:48.469	34.589	36.736	37.144	273.4	40:35.586
26	2	1:44.512	34.040	35.261	35.211	276.2	48:57.216	18	2	1:48.578	34.538	36.774	37.266	272.7	42:24.164
27	2	1:44.007	33.789	35.069	35.149	276.2	50:41.223	19	2	1:48.836	34.760	36.814	37.262	272.0	44:13.000
28	2	1:45.074	33.718	35.785	35.571	277.6	52:26.297	20	2	1:48.104	34.473	36.638	36.993	272.0	46:01.104
29	2	1:56.232 B	33.843	35.394	46.995	276.2	54:22.529	21	2	1:58.530 B	35.097	37.389	46.044	272.0	47:59.634
<b>50</b> Kessel Racing Ferrari 488 GT3															
1.John HARTSHORNE															
2.Oliver HANCOCK															
1	2	2:44.139	1:09.182	49.743	45.214	139.0	2:44.139	22	1	4:40.745	3:23.063	38.662	39.020	86.3	52:50.379
2	2	2:09.841	40.697	45.716	43.428	220.4	4:53.980	23	1	1:55.175	35.402	40.753	39.020	269.3	54:35.554
3	2	1:53.011	35.878	38.153	38.980	248.3	6:46.991	24	1	1:52.231	35.154	38.145	38.932	270.0	56:27.785
4	2	1:58.605 B	35.363	38.447	44.795	266.0	8:45.596	25	1	1:52.298	35.066	38.081	39.151	269.3	58:20.083
5	1	3:55.633	2:31.162	42.108	42.363	200.7	12:41.229	26	1	1:51.830	35.006	37.996	38.828	270.7	1:00:11.913
6	1	2:00.823	37.732	41.932	41.159	240.0	14:42.052	<b>69</b> Cool Racing Ligier JS P320 - Nissan							
7	1	1:57.944	36.795	40.420	40.729	248.8	16:39.996	1.Maurice SMITH 2.Matt BELL							
8	1	1:56.819	36.831	39.816	40.172	250.0	18:36.815	1	1	2:10.159	47.724	42.134	40.301	165.9	2:10.159
9	1	1:56.085	35.677	39.781	40.627	266.7	20:32.900	2	1	1:53.406	36.378	38.585	38.443	237.4	4:03.565
10	1	1:56.624	35.954	39.805	40.865	264.7	22:29.524	3	1	1:51.081	35.728	38.039	37.314	262.8	5:54.646
11	1	2:04.057 B	36.498	39.448	48.111	255.9	24:33.581	4	1	1:49.193	34.778	37.566	36.849	272.7	7:43.839
12	1	3:47.964	2:10.836	49.991	47.137	149.0	28:21.545	5	1	1:48.482	34.781	36.967	36.734	272.7	9:32.321
13	1	2:11.975	42.228	45.237	44.510	194.9	30:33.520	6	1	1:47.251	34.514	36.338	36.399	272.7	11:19.572
14	1	2:09.540 B	38.762	41.688	49.090	220.0	32:43.060	7	1	1:47.244	34.409	36.419	36.416	274.1	13:06.816
15	1	4:14.237	2:51.998	41.501	40.738	178.8	36:57.297	8	1	1:46.976	34.430	36.263	36.283	273.4	14:53.792
16	1	1:55.058	36.257	38.903	39.898	239.5	38:52.355	9	1	1:47.108	34.529	36.119	36.460	271.4	16:40.900
17	1	1:53.806	35.619	38.463	39.724	266.0	40:46.161	10	1	1:47.842	35.113	36.394	36.335	251.7	18:28.742
18	1	1:56.213	35.677	39.920	40.616	264.7	42:42.374	11	1	1:46.807	34.438	35.930	36.439	273.4	20:15.549
19	1	1:53.648	35.500	38.577	39.571	269.3	44:36.022	12	1	1:47.560	34.804	36.229	36.527	268.0	22:03.109
20	1	1:53.666	35.588	38.590	39.488	268.7	46:29.688	13	1	1:49.129	35.399	37.358	36.372	262.1	23:52.238
21	1	1:53.106	35.649	38.329	39.128	268.7	48:22.794	14	1	1:46.709	34.415	36.153	36.141	272.7	25:38.947
22	1	2:00.184 B	35.622	38.331	46.231	269.3	50:22.978	15	1	1:46.485	34.246	35.924	36.315	272.7	27:25.432
23	2	3:26.842	2:11.507	37.567	37.768	209.3	53:49.820	16	1	1:46.224	34.238	36.031	35.955	273.4	29:11.656
24	2	1:50.274	35.644	37.151	37.479	223.6	55:40.094	17	1	1:46.890	34.456	36.261	36.173	272.7	30:58.546
25	2	1:49.867	34.963	37.295	37.609	270.0	57:29.961	18	1	1:46.977	34.651	36.217	36.109	268.0	32:45.523
26	2	1:49.422	34.772	37.072	37.578	270.7	59:19.383	19	1	1:46.422	34.248	36.170	36.004	273.4	34:31.945
								20	1	1:46.110	34.272	35.957	35.881	272.7	36:18.055





# Michelin Le Mans Cup

## Monza Round

### Free Practice 1

**Amended**

### Sector Analysis

Lap under Red Flag   Invalidated Lap   Personal Best   Session Best   B Crossing the pit lane

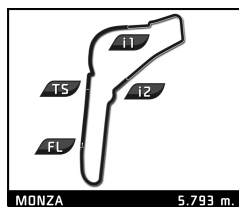
Lap	D	Time	Sector 1	Sector 2	Sector 3	T. Spd	Elapsed	Lap	D	Time	Sector 1	Sector 2	Sector 3	T. Spd	Elapsed
21	1	1:55.594 <b>B</b>	34.291	37.435	43.868	275.5	38:13.649	12	2	1:54.567 <b>B</b>	34.620	<b>36.792</b>	43.155	274.1	29:06.400
22	2	3:45.843	2:33.901	36.176	35.766	216.9	41:59.492	13	1	5:33.755	4:16.761	38.349	38.645	209.7	34:40.155
23	2	1:45.062	34.129	35.523	35.410	273.4	43:44.554	14	1	1:56.361	39.579	38.221	38.561	272.7	36:36.516
24	2	1:45.890	33.885	36.350	35.655	274.8	45:30.444	15	1	1:50.950	34.897	37.664	38.389	272.7	38:27.466
25	2	1:45.118	34.597	35.239	35.282	268.0	47:15.562	16	1	1:50.736	34.953	37.632	38.151	273.4	40:18.202
26	2	<b>1:44.089</b>	<b>33.740</b>	35.127	<b>35.222</b>	274.1	48:59.651	17	1	1:50.392	34.823	37.466	38.103	273.4	42:08.594
27	2	1:44.269	33.746	35.216	35.307	274.1	50:43.920	18	1	1:49.955	34.776	37.420	37.759	274.1	43:58.549
28	2	1:44.927	33.913	35.328	35.686	274.1	52:28.847	19	1	1:57.053 <b>B</b>	35.018	37.894	44.141	272.7	45:55.602
29	2	1:44.615	33.851	<b>35.066</b>	35.698	273.4	54:13.462	20	1	3:43.720	2:10.982	49.554	43.184	157.7	49:39.322
30	2	2:12.392 <b>B</b>	35.757	41.784	54.851	225.9	56:25.854	21	1	1:56.428	37.028	40.017	39.383	215.6	51:35.750

70		Optimum Motorsport		McLaren 720S GT3			
		1. Brendan IRIBE		GT3			
		2. Oliver MILLROY					
1	1	5:48.991	4:26.233	41.777	40.981	173.6	5:48.991
2	1	1:58.377	36.720	41.485	40.172	264.1	7:47.368
3	1	1:54.526	36.404	38.835	39.287	267.3	9:41.894
4	1	1:52.845	35.564	38.750	38.531	269.3	11:34.739
5	1	1:51.438	35.689	37.752	37.997	244.9	13:26.177
6	1	1:50.518	35.413	37.354	37.751	271.4	15:16.695
7	1	1:51.045	35.597	37.450	37.998	271.4	17:07.740
8	1	1:50.568	35.369	37.463	37.736	270.7	18:58.308
9	1	1:50.314	34.975	36.968	38.371	270.7	20:48.622
10	1	1:50.546	35.408	37.202	37.936	271.4	22:39.168
11	1	1:49.537	34.771	37.094	37.672	272.0	24:28.705
12	1	2:01.999 <b>B</b>	34.708	37.803	49.488	272.0	26:30.704
13	2	3:33.709	2:15.824	37.581	40.304	151.7	30:04.413
14	2	1:50.178	34.976	37.287	37.915	271.4	31:54.591
15	2	1:50.334	34.849	37.547	37.938	270.0	33:44.925
16	2	1:49.692	34.967	37.087	37.638	268.7	35:34.617
17	2	1:49.326	34.613	<b>36.877</b>	37.836	271.4	37:23.943
18	2	1:55.690 <b>B</b>	34.797	37.062	43.831	272.0	39:19.633
19	2	5:50.759	4:33.849	38.891	38.019	210.9	45:10.392
20	2	1:49.608	34.883	37.010	37.715	269.3	47:00.000
21	2	1:50.099	34.673	37.729	37.697	269.3	48:50.099
22	2	<b>1:49.128</b>	<b>34.599</b>	36.915	<b>37.614</b>	270.7	50:39.227
23	2	1:55.628 <b>B</b>	34.639	36.964	44.025	271.4	52:34.855
24	1	3:18.286 <b>B</b>	1:54.815	37.909	45.562	210.1	55:53.141
25	2	3:48.984	2:33.897	37.175	37.912	210.9	59:42.125
26	2	1:49.411	34.800	36.906	37.705	270.7	1:01:31.536

74		Kessel Racing		Ferrari 488 GT3			
		1. Michael BRONISZEWSKI		GT3			
		2. David PEREL					
1	2	3:30.673	2:07.176	42.430	41.067	173.4	3:30.673
2	2	2:00.462	36.544	39.680	44.238	217.3	5:31.135
3	2	1:54.168	38.154	38.002	38.012	270.7	7:25.303
4	2	1:50.371	35.174	37.480	37.717	268.0	9:15.674
5	2	1:49.488	34.880	37.192	37.416	272.0	11:05.162
6	2	1:49.105	34.685	36.869	37.551	272.0	12:54.267
7	2	1:55.143 <b>B</b>	34.746	37.068	43.329	272.7	14:49.410
8	2	6:51.967	5:36.902	37.419	37.646	178.5	21:41.377
9	2	1:51.402	36.603	37.125	37.674	195.3	23:32.779
10	2	<b>1:48.602</b>	<b>34.616</b>	36.820	<b>37.166</b>	273.4	25:21.381
11	2	1:50.452	36.155	36.907	37.390	221.8	27:11.833

75		Idec Sport		Ligier JS P320 - Nissan			
		1. Patrice LAFARGUE		LMP3			
		2. Dimitri ENJALBERT					
1	2	2:47.554	1:22.430	43.695	41.429	129.3	2:47.554
2	2	1:52.494	36.526	38.179	37.789	220.4	4:40.048
3	2	1:50.470	35.981	36.845	37.644	223.6	6:30.518
4	2	1:48.606	34.642	36.590	37.374	270.0	8:19.124
5	2	1:53.404 <b>B</b>	<b>34.281</b>	36.392	42.731	276.2	10:12.528
6	2	4:22.946	3:09.053	37.498	36.395	217.7	14:35.474
7	2	1:46.504	34.405	36.011	36.088	277.6	16:21.978
8	2	<b>1:46.308</b>	<b>34.304</b>	<b>35.915</b>	36.089	276.9	18:08.286
9	2	2:01.042 <b>B</b>	34.406	36.653	49.983	274.8	20:09.328
10	2	4:36.731	3:24.776	36.038	<b>35.917</b>	216.9	24:46.059
11	2	1:57.818 <b>B</b>	37.874	36.450	43.494	279.8	26:43.877
12	1	7:05.644	5:49.944	38.570	37.130	206.9	33:49.521
13	1	1:48.677	34.920	36.793	36.964	272.7	35:38.198
14	1	1:47.878	34.933	36.541	36.404	262.1	37:26.076
15	1	1:47.793	34.555	37.116	36.122	268.7	39:13.869
16	1	1:47.759	34.425	36.929	36.405	274.1	41:01.628
17	1	1:47.228	34.780	36.375	36.073	263.4	42:48.856
18	1	1:47.646	34.378	36.909	36.359	257.8	44:36.502
19	1	2:01.049 <b>B</b>	36.533	37.836	46.680	224.5	46:37.551
20	1	8:22.194	7:07.342	37.758	37.094	168.0	54:59.745
21	1	1:47.444	34.605	36.563	36.276	268.7	56:47.189
22	1	1:47.104	34.547	36.426	36.131	273.4	58:34.293
23	1	1:47.279	34.520	36.414	36.345	274.8	1:00:21.572

77		Iron Lynx		Ferrari 488 GT3			
		1. Claudio SCHIAVONI		GT3			
		2. Andrea PICCINI					
1	2	3:27.498	1:51.174	48.086	48.238	121.5	3:27.498
2	2	2:09.291 <b>B</b>	38.362	42.662	48.267	231.3	5:36.789
3	2	3:09.425	1:44.817	41.384	43.224	132.7	8:46.214
4	2	1:55.210	35.219	41.671	38.320	271.4	10:41.424
5	2	1:50.147	34.997	37.346	37.804	269.3	12:31.571
6	2	1:49.503	35.075	37.010	37.418	270.7	14:21.074
7	2	1:49.097	34.889	<b>36.828</b>	37.380	270.0	16:10.171
8	2	1:49.019	34.785	36.834	37.400	270.0	17:59.190
9	2	1:49.014	34.745	36.903	37.366	270.0	19:48.204



# Michelin Le Mans Cup

## Monza Round

### Free Practice 1

**Amended**

MONZA 5.793 m. Sector Analysis

Lap under Red Flag   Invalidated Lap   ■ Personal Best   ■ Session Best   **B** Crossing the pit lane

Lap	D	Time	Sector 1	Sector 2	Sector 3	T. Spd	Elapsed	Lap	D	Time	Sector 1	Sector 2	Sector 3	T. Spd	Elapsed
10	2	1:49.126	<span style="color: green;">34.649</span>	36.980	37.497	270.7	21:37.330								
11	2	2:07.982 <b>B</b>	37.189	39.278	51.515	185.2	23:45.312								
12	2	7:30.737	6:14.249	38.000	38.488	195.3	31:16.049								
13	2	1:49.587	34.806	36.964	37.817	270.0	33:05.636								
14	2	1:51.586	34.770	37.697	39.119	270.7	34:57.222								
15	2	1:55.546	37.044	39.721	38.781	272.0	36:52.768								
16	2	1:49.417	34.923	36.886	37.608	272.0	38:42.185								
17	2	<span style="color: green;">1:48.848</span>	34.671	36.873	<span style="color: green;">37.304</span>	270.7	40:31.033								
18	2	2:05.527 <b>B</b>	34.918	39.184	51.425	270.0	42:36.560								

98		Motorsport98		Ligier JS P320 - Nissan			
		1. Eric DE DONCKER		LMP3			
		2. Dino LUNARDI					
1	1	2:39.261	1:11.525	44.950	42.786	166.4	2:39.261
2	1	1:55.283	36.767	40.084	38.432	216.0	4:34.544
3	1	1:51.775	36.085	38.299	37.391	232.3	6:26.319
4	1	1:48.533	34.758	36.902	36.873	271.4	8:14.852
5	1	1:50.402	34.591	38.668	37.143	270.0	10:05.254
6	1	1:47.766	34.470	36.639	36.657	274.1	11:53.020
7	1	1:55.904 <b>B</b>	34.532	37.018	44.354	274.8	13:48.924
8	2	4:00.167	2:47.703	35.838	36.626	216.0	17:49.091
9	2	1:46.298	34.160	36.384	35.754	272.7	19:35.389
10	2	1:44.930	33.916	35.470	35.544	272.7	21:20.319
11	2	1:44.930	33.949	35.451	35.530	273.4	23:05.249
12	2	1:53.731 <b>B</b>	34.035	35.738	43.958	272.0	24:58.980
13	2	6:48.134	5:35.914	36.189	36.031	216.4	31:47.114
14	2	1:45.267	34.052	35.581	35.634	274.1	33:32.381
15	2	<span style="color: green;">1:44.651</span>	33.931	<span style="color: green;">35.184</span>	35.536	274.8	35:17.032
16	2	1:51.482 <b>B</b>	<span style="color: green;">33.720</span>	35.322	42.440	276.2	37:08.514
17	2	4:37.314	3:25.762	35.694	35.858	216.4	41:45.828
18	2	1:44.815	33.957	35.363	<span style="color: green;">35.495</span>	272.7	43:30.643
19	2	1:51.615 <b>B</b>	33.921	35.388	42.306	275.5	45:22.258
20	1	4:04.997	2:46.671	40.842	37.484	206.1	49:27.255
21	1	1:47.988	34.433	36.761	36.794	272.7	51:15.243
22	1	1:47.647	34.238	36.593	36.816	272.7	53:02.890
23	1	1:48.824	34.981	36.973	36.870	271.4	54:51.714
24	1	1:47.485	34.410	36.500	36.575	274.1	56:39.199
25	1	1:48.528	34.709	36.529	37.290	259.0	58:27.727
26	1	1:46.692	34.202	36.274	36.216	276.2	1:00:14.419