

Michelin Le Mans Cup

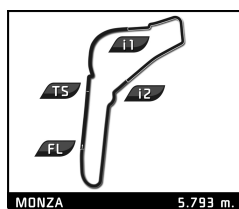
Monza Round

Bronze Driver Collective Test

Sector Analysis

Lap under Red Flag Invalidated Lap Personal Best Session Best B Crossing the pit lane

Lap	D	Time	Sector 1	Sector 2	Sector 3	T. Spd	Elapsed	Lap	D	Time	Sector 1	Sector 2	Sector 3	T. Spd	Elapsed
2	Pzoberer Zürichsee by TFT 1.Nicolas LEUTWILER 2.Julien ANDLAUER							Porsche 911 GT3 R GT3							
1	1	3:07.121	1:25.220	48.654	53.247	124.3	3:07.121	1	1	2:42.336	1:16.099	44.527	41.710	118.9	2:42.336
2	1	1:52.196	35.595	38.307	38.294	269.3	4:59.317	2	1	1:54.457	37.198	39.229	38.030	198.2	4:36.793
3	1	1:50.128	34.974	37.462	37.692	274.1	6:49.445	3	1	1:49.514	34.743	38.006	36.765	265.4	6:26.307
4	1	1:49.101	34.657	37.108	37.336	273.4	8:38.546	4	1	1:47.929	34.388	36.809	36.732	276.2	8:14.236
5	1	1:49.221	34.548	37.301	37.372	275.5	10:27.767	5	1	1:47.789	34.501	36.549	36.739	277.6	10:02.025
6	1	1:49.301	34.741	36.818	37.742	274.1	12:17.068	6	1	1:47.535	34.656	36.417	36.462	271.4	11:49.560
7	1	1:48.529	34.456	36.875	37.198	274.8	14:05.597	7	1	2:02.363 B	34.275	42.670	45.418	275.5	13:51.923
8	1	1:54.944 B	34.519	36.925	43.500	274.8	16:00.541	8	1	3:45.839	2:31.405	36.982	37.452	208.9	17:37.762
9	1	3:48.326	2:33.484	37.171	37.671	160.0	19:48.867	9	1	1:47.825	34.630	36.609	36.586	275.5	19:25.587
10	1	1:48.812	34.550	36.877	37.385	271.4	21:37.679	10	1	1:48.471	34.568	36.331	37.572	277.6	21:14.058
11	1	1:49.080	34.548	37.209	37.323	272.7	23:26.759	11	1	1:49.687	35.287	36.694	37.706	226.4	23:03.745
12	1	1:48.951	34.711	36.947	37.293	274.8	25:15.710	12	1	1:49.173	34.689	37.026	37.458	270.7	24:52.918
13	1	1:48.788	34.503	36.948	37.337	275.5	27:04.498	13	1	1:48.705	34.700	37.005	37.000	271.4	26:41.623
3	DKR Engineering 1.Jean GLORIEUX 2.Laurents HORR							Duqueine M30 - D08 - Nissan LMP3							
1	1	3:21.602	2:00.823	40.339	40.440	117.6	3:21.602	1	1	2:35.618	1:12.752	42.395	40.471	147.5	2:35.618
2	1	1:48.848	35.117	36.040	37.691	268.7	5:10.450	2	1	1:53.046	35.761	38.409	38.876	248.3	4:28.664
3	1	1:46.498	34.307	35.570	36.621	280.5	6:56.948	3	1	1:48.295	34.804	36.613	36.878	273.4	6:16.959
4	1	1:45.694	33.896	35.568	36.230	279.8	8:42.642	4	1	1:46.968	34.525	36.171	36.272	274.8	8:03.927
5	1	1:54.289	33.929	35.852	44.508	282.7	10:36.931	5	1	1:46.745	34.468	36.133	36.144	276.2	9:50.672
6	1	1:45.025	33.983	35.400	35.642	280.5	12:21.956	6	1	1:46.324	34.233	36.029	36.062	276.2	11:36.996
7	1	1:44.705	33.534	35.327	35.844	282.7	14:06.661	7	1	1:50.466	34.057	36.009	40.400	276.2	13:27.462
8	1	1:52.242	38.579	37.607	36.056	227.8	15:58.903	8	1	1:46.450	34.369	35.982	36.099	275.5	15:13.912
9	1	1:45.827	33.940	35.870	36.017	285.7	17:44.730	9	1	1:50.139	34.251	36.998	38.890	276.9	17:04.051
10	1	2:13.841	39.036	42.667	52.138	284.2	19:58.571	10	1	1:46.302	34.199	36.070	36.033	275.5	18:50.353
11	1	1:45.570	34.012	35.600	35.958	282.0	21:44.141	11	1	1:46.073	34.169	35.875	36.029	275.5	20:36.426
12	1	1:44.675	33.617	35.330	35.728	282.7	23:28.816	12	1	1:52.600	38.718	37.690	36.192	276.2	22:29.026
13	1	1:58.866	38.214	44.222	36.430	262.8	25:27.682	13	1	1:47.803	34.160	35.772	37.871	276.2	24:16.829
14	1	1:45.796	33.598	35.341	36.857	282.7	27:13.478	14	1	1:47.251	34.067	36.354	36.830	276.9	26:04.080
15	1	1:44.652	33.657	35.307	35.688	282.0	28:58.130	15	1	1:46.218	34.272	35.857	36.089	276.2	27:50.298
16	1	1:48.644	33.793	35.691	39.160	282.7	30:46.774	16	1	1:48.368	34.161	36.465	37.742	276.2	29:38.666
5	CD Sport 1.Nicholas ADCOCK 2.Michael JENSEN							Ligier JS P320 - Nissan LMP3							
1	2	2:46.914	1:19.840	44.525	42.549	138.1	2:46.914	1	2	2:34.083	59.234	47.796	47.053	139.5	2:34.083
2	2	2:09.154	37.290	44.136	47.728	216.4	4:56.068	2	2	2:08.363	43.474	41.912	42.977	204.5	4:42.446
3	2	1:50.699	35.179	37.658	37.862	266.0	6:46.767	3	2	1:54.741	37.153	38.678	38.910	206.9	6:37.187
4	2	1:48.844	34.585	37.100	37.159	274.1	8:35.611	4	2	1:50.380	34.949	37.359	38.072	276.2	8:27.567
5	2	1:54.030	34.585	37.445	42.000	276.2	10:29.641	5	2	1:49.295	34.645	37.078	37.572	276.2	10:16.862
6	2	1:55.070	34.402	36.901	43.767	275.5	12:24.711	6	2	1:48.913	34.509	36.829	37.575	276.9	12:05.775
7	2	1:49.269	34.950	36.793	37.526	274.1	14:13.980	7	2	1:48.686	34.588	36.695	37.403	276.2	13:54.461
8	2	1:48.521	34.431	36.796	37.294	272.0	16:02.501	8	2	1:48.551	34.399	36.818	37.334	277.6	15:43.012
9	2	1:47.989	34.547	36.536	36.906	274.8	17:50.490	9	2	1:48.664	34.490	36.873	37.301	274.8	17:31.676
10	2	1:57.669 B	34.651	37.212	45.806	274.1	19:48.159	10	2	1:48.591	34.506	36.735	37.350	276.2	19:20.267
11	2	4:02.533	2:48.893	36.712	36.928	212.2	23:50.692	11	2	1:48.421	34.424	36.621	37.376	276.2	21:08.688
12	2	1:48.508	34.643	36.643	37.222	273.4	25:39.200	12	2	2:01.346 B	34.361	36.873	50.112	274.1	23:10.034
13	2	1:50.635	36.611	36.821	37.203	272.7	27:29.835								
14	2	1:48.511	34.455	36.530	37.526	275.5	29:18.346								
15	2	1:49.721	34.773	36.392	38.556	275.5	31:08.067								
6	CD Sport 1.Jacques WOLFF 2.Joffrey DE NARDA							Ligier JS P320 - Nissan LMP3							
1	1	2:42.336	1:16.099	44.527	41.710	118.9	2:42.336	1	1	2:35.618	1:12.752	42.395	40.471	147.5	2:35.618
2	1	1:54.457	37.198	39.229	38.030	198.2	4:36.793	2	1	1:53.046	35.761	38.409	38.876	248.3	4:28.664
3	1	1:49.514	34.743	38.006	36.765	265.4	6:26.307	3	1	1:48.295	34.804	36.613	36.878	273.4	6:16.959
4	1	1:47.929	34.388	36.809	36.732	276.2	8:14.236	4	1	1:46.968	34.525	36.171	36.272	274.8	8:03.927
5	1	1:47.789	34.501	36.549	36.739	277.6	10:02.025	5	1	1:46.745	34.468	36.133	36.144	276.2	9:50.672
6	1	1:47.535	34.656	36.417	36.462	271.4	11:49.560	6	1	1:46.324	34.233	36.029	36.062	276.2	11:36.996
7	1	2:02.363 B	34.275	42.670	45.418	275.5	13:51.923	7	1	1:50.466	34.057	36.009	40.400	276.2	13:27.462
8	1	3:45.839	2:31.405	36.982	37.452	208.9	17:37.762	8	1	1:46.450	34.369	35.982	36.099	275.5	15:13.912
9	1	1:47.825	34.630	36.609	36.586	275.5	19:25.587	9	1	1:50.139	34.251	36.998	38.890	276.9	17:04.051
10	1	1:48.471	34.568	36.331	37.572	277.6	21:14.058	10	1	1:46.302	34.199	36.070	36.033	275.5	18:50.353
11	1	1:49.687	35.287	36.694	37.706	226.4	23:03.745	11	1	1:46.073	34.169	35.875	36.029	275.5	20:36.426
12	1	1:49.173	34.689	37.026	37.458	270.7	24:52.918	12	1	1:52.600	38.718	37.690	36.192	276.2	22:29.026
13	1	1:48.705	34.700	37.005	37.000	271.4	26:41.623	13	1	1:47.803	34.160	35.772	37.871	276.2	24:16.829
14	1	1:49.037	35.089	36.908	37.040	271.4	28:30.660	14	1	1:47.251	34.067	36.354	36.830	276.9	26:04.080
15	1	1:49.812	34.226	38.060	37.526	276.9	30:20.472	15	1	1:46.218	34.272	35.857	36.089	276.2	27:50.298
7	Nielsen Racing 1.Anthony WELLS 2.Colin NOBLE							Duqueine M30 - D08 - Nissan LMP3							
1	1	2:35.618	1:12.752	42.395	40.471	147.5	2:35.618	1	1	2:35.618	1:12.752	42.395	40.471	147.5	2:35.618
2	1	1:53.046	35.761	38.409	38.876	248.3	4:28.664	2	1	1:53.046	35.761	38.409	38.876	248.3	4:28.664
3	1	1:48.295	34.804	36.613	36.878	273.4	6:16.959	3	1	1:48.295	34.804	36.613	36.878	273.4	6:16.959
4	1	1:46.968	34.525	36.171	36.272	274.8	8:03.927	4	1	1:46.968	34.525	36.171	36.272	274.8	8:03.927
5	1	1:46.745	34.468	36.133	36.144	276.2	9:50.672	5	1	1:46.745	34.468	36.133	36.144	276.2	9:50.672
6	1	1:46.324	34.233	36.029	36.062	276.2	11:36.996	6	1	1:46.324	34.233	36.029	36.062	276.2	11:36.996
7	1	1:50.466	34.057	36.009	40.400	276.2	13:27.462	7	1	1:50.466	34.057	36.009	40.400	276.2	13:27.462
8	1	1:46.450	34.369	35.982	36.099	275.5	15:13.912	8	1	1:46.450	34.369	35.982	36.099	275.5	15:13.912
9	1	1:50.139	34.251	36.998	38.890	276.9	17:04.051	9	1	1:50.139	34.251	36.998	38.890	276.9	



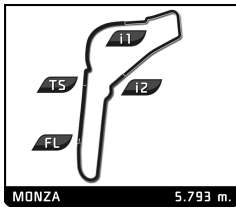
Michelin Le Mans Cup

Monza Round

Bronze Driver Collective Test

Sector Analysis

Lap under Red Flag											Invalidated Lap	Personal Best	Session Best	B Crossing the pit lane		
Lap	D	Time	Sector 1	Sector 2	Sector 3	T. Spd	Elapsed	Lap	D	Time	Sector 1	Sector 2	Sector 3	T. Spd	Elapsed	
9	Iron Lynx Ferrari 488 GT3															
	1.Emanuele Maria TABACCI															
	2.Nicollò SCHIRÒ															
	1	1	2:44.582	1:12.047	46.633	45.902	155.4	2:44.582	15	2	1:47.290	34.182	36.764	36.344	275.5	27:43.918
	2	1	2:03.366	38.386	40.614	44.366	193.5	4:47.948	16	2	1:58.058 B	35.565	38.533	43.960	273.4	29:41.976
	3	1	1:53.167	36.380	38.363	38.424	220.4	6:41.115								
	4	1	1:49.621	34.525	37.324	37.772	275.5	8:30.736								
	5	1	2:43.801 B	34.715	1:15.347	53.739	275.5	11:14.537								
	6	1	4:01.340	2:40.611	37.965	42.764	189.5	15:15.877								
	7	1	1:49.782	34.668	37.330	37.784	274.1	17:05.659								
	8	1	1:50.201	34.768	37.588	37.845	274.1	18:55.860								
	9	1	1:59.864	42.430	38.728	38.706	274.8	20:55.724								
	10	1	1:49.529	34.787	37.044	37.698	274.1	22:45.253								
	11	1	1:49.639	34.860	37.148	37.631	274.1	24:34.892								
	12	1	1:49.559	34.538	37.286	37.735	275.5	26:24.451								
13	1	1:49.657	34.574	37.369	37.714	276.9	28:14.108									
14	1	1:51.950	34.528	38.762	38.660	275.5	30:06.058									
10	Nielsen Racing Duqueine M30 - D08 - Nissan															
	1.Rob HODES															
	2.Garett GRIST															
	1	1	2:58.467	1:34.062	42.755	41.650	133.3	2:58.467								
	2	1	1:54.387	36.123	38.658	39.606	244.9	4:52.854								
	3	1	1:50.044	35.116	37.544	37.384	271.4	6:42.898								
	4	1	1:49.747	35.116	37.196	37.435	250.6	8:32.645								
	5	1	1:50.962	37.041	37.102	36.819	276.2	10:23.607								
	6	1	1:48.844	34.989	36.510	37.345	274.8	12:12.451								
	7	1	1:47.771	34.570	36.647	36.554	274.8	14:00.222								
	8	1	1:47.521	34.314	36.323	36.884	274.8	15:47.743								
	9	1	1:47.930	34.771	36.694	36.465	274.8	17:35.673								
	10	1	1:47.557	34.392	36.512	36.653	274.1	19:23.230								
	11	1	1:47.560	34.425	36.656	36.479	274.1	21:10.790								
	12	1	1:47.234	34.512	36.333	36.389	270.7	22:58.024								
13	1	1:46.494	34.201	36.036	36.257	275.5	24:44.518									
14	1	1:46.628	34.157	36.404	36.067	274.8	26:31.146									
15	1	1:50.678	37.800	36.607	36.271	276.9	28:21.824									
16	1	1:46.711	34.186	36.197	36.328	274.1	30:08.535									
11	Racing Experience Duqueine M30 - D08 - Nissan															
	1.David HAUSER															
	2.Nicolas MELIN															
	1	2	2:29.039	1:06.752	41.858	40.429	151.3	2:29.039								
	2	2	1:51.560	35.899	38.317	37.344	251.7	4:20.599								
	3	2	1:49.231	35.312	37.354	36.565	265.4	6:09.830								
	4	2	1:50.542	34.546	39.252	36.744	272.0	8:00.372								
	5	2	1:48.123	34.471	37.036	36.616	274.8	9:48.495								
	6	2	1:47.260	34.232	36.600	36.428	274.1	11:35.755								
	7	2	1:47.234	34.232	36.650	36.352	272.0	13:22.989								
	8	2	1:50.180	34.256	36.787	39.137	274.8	15:13.169								
	9	2	1:47.704	34.429	36.808	36.467	276.2	17:00.873								
	10	2	1:47.287	34.242	36.660	36.385	272.7	18:48.160								
	11	2	1:46.863	34.141	36.242	36.480	275.5	20:35.023								
	12	2	1:47.117	34.111	36.294	36.712	274.1	22:22.140								
13	2	1:47.854	34.073	36.778	37.003	275.5	24:09.994									
14	2	1:46.634	34.028	36.226	36.380	276.2	25:56.628									
20	Grainmarket Racing Duqueine M30 - D08 - Nissan															
	1.Mark CRADER															
	2.Alex MORTIMER															
	1	1	2:37.971	1:13.716	43.853	40.402	134.8	2:37.971								
	2	1	1:53.814	37.539	38.183	38.092	210.9	4:31.785								
	3	1	1:49.051	35.239	36.799	37.013	268.7	6:20.836								
	4	1	1:48.237	34.532	36.734	36.971	272.0	8:09.073								
	5	1	1:49.022	34.895	36.413	37.714	271.4	9:58.095								
	6	1	1:48.167	34.837	36.625	36.705	272.0	11:46.262								
	7	1	1:47.687	34.947	36.160	36.580	272.0	13:33.949								
	8	1	1:47.315	34.741	36.260	36.314	272.0	15:21.264								
	9	1	1:47.956	34.611	36.123	37.222	273.4	17:09.220								
	10	1	1:47.089	34.457	36.206	36.426	272.0	18:56.309								
	11	1	1:51.909	35.317	38.769	37.823	261.5	20:48.218								
	12	1	1:47.740	34.591	36.539	36.610	271.4	22:35.958								
13	1	1:46.954	34.743	35.980	36.231	272.7	24:22.912									
14	1	1:49.720	34.969	36.317	38.434	271.4	26:12.632									
15	1	1:47.062	34.569	36.076	36.417	272.7	27:59.694									
16	1	1:47.772	34.500	36.756	36.516	271.4	29:47.466									
17	1	1:51.290	34.663	36.237	40.390	272.0	31:38.756									
21	Mühlner Motorsport Duqueine M30 - D08 - Nissan															
	1.Moritz KRANZ															
	2.Alex KAPADIA															
	1	1	2:22.579	1:04.933	39.658	37.988	148.1	2:22.579								
	2	1	1:56.015 B	36.101	37.223	42.691	270.0	4:18.594								
	3	1	3:52.318	2:38.244	36.604	37.470	213.4	8:10.912								
	4	1	1:46.312	34.210	35.832	36.270	275.5	9:57.224								
	5	1	1:51.990 B	34.727	35.796	41.467	276.2	11:49.214								
	6	1	4:21.586	3:04.929	38.520	38.137	191.8	16:10.800								
	7	1	1:47.481	34.821	36.423	36.237	271.4	17:58.281								
	8	1	1:45.303	34.298	35.419	35.586	276.2	19:43.584								
	9	1	1:44.430	34.007	35.094	35.329	276.2	21:28.014								
	10	1	1:44.655	34.084	35.134	35.437	276.9	23:12.669								
	11	1	1:44.227	33.880	35.166	35.181	276.9	24:56.896								
	12	1	1:44.915	33.876	35.276	35.763	277.6	26:41.811								
13	1	1:44.589	34.155	35.202	35.232	279.1	28:26.400									
14	1	1:45.641	33.965	36.242	35.434	277.6	30:12.041									
23	United Autosports Ligier JS P320 - Nissan															
	1.John SCHAUERMAN															
	2.Wayne BOYD															
	1	1	2:22.702	58.868	42.250	41.584	163.6	2:22.702								
	2	1	1:52.683	36.445	38.183	38.055	244.9	4:15.385								
	3	1	1:49.858	35.500	37.369	36.989	272.0	6:05.243								
	4	1	1:48.916	34.835	37.404	36.677	276.2	7:54.159								
	5	1	1:48.500	34.968	36.655	36.877	274.8	9:42.659								
	6	1	1:47.730	34.477	36.663	36.590	275.5	11:30.389								
	7	1	1:47.427	34.276	36.548	36.603	276.2	13:17.816								
	8	1	1:48.629	34.423	37.718	36.488	277.6	15:06.445								
	9	1	1:47.657	34.303	36.780	36.574	275.5	16:54.102								
	10	1	1:57.671 B	34.368	37.395	45.908	276.2	18:51.773								
	11	1	3:24.514	2:10.169	37.265	37.080	215.6	22:16.287								



Michelin Le Mans Cup

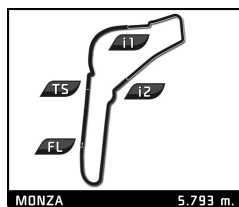
Monza Round

Bronze Driver Collective Test

Sector Analysis

Lap under Red Flag Invalidated Lap Personal Best Session Best Crossing the pit lane

Lap	D	Time	Sector 1	Sector 2	Sector 3	T. Spd	Elapsed	Lap	D	Time	Sector 1	Sector 2	Sector 3	T. Spd	Elapsed		
12	1	1:48.062	34.490	37.012	36.560	274.1	24:04.349	8	1	1:47.289	34.342	36.287	36.660	278.4	14:51.955		
13	1	1:47.789	34.460	36.669	36.660	274.8	25:52.138	9	1	1:50.395	34.155	37.030	39.210	279.8	16:42.350		
14	1	1:47.239	34.268	36.478	36.493	274.8	27:39.377	10	1	1:47.711	34.301	36.581	36.829	277.6	18:30.061		
15	1	1:49.359	34.349	38.159	36.851	273.4	29:28.736	11	1	1:47.572	34.118	36.972	36.482	276.2	20:17.633		
16	1	1:54.916	34.261	36.435	44.220	273.4	31:23.652	12	1	1:46.950	34.216	36.353	36.381	276.9	22:04.583		
24	United Autosports 1. Daniel SCHNEIDER 2. Andrew MEYRICK							Ligier JS P320 - Nissan LMP3									
1	1	2:40.859	1:11.186	44.672	45.001	153.2	2:40.859	13	1	1:47.230	34.341	36.485	36.404	277.6	23:51.813		
2	1	1:54.668	36.785	38.622	39.261	223.1	4:35.527	14	1	1:47.710	34.420	36.392	36.898	279.8	25:39.523		
3	1	1:58.397	34.823	41.270	42.304	268.7	6:33.924	15	1	1:49.354	35.542	36.779	37.033	273.4	27:28.877		
4	1	1:46.911	34.528	36.247	36.136	275.5	8:20.835	16	1	1:47.954	34.100	36.922	36.932	277.6	29:16.831		
5	1	1:46.257	34.577	35.758	35.922	277.6	10:07.092	17	1	2:00.298 B	34.260	36.687	49.351	275.5	31:17.129		
6	1	1:46.588	34.616	35.932	36.040	277.6	11:53.680	37	Cool Racing 1. Nicolas MAULINI 2. Edouard CAUHAUPE							Ligier JS P320 - Nissan LMP3	
7	1	1:45.778	34.044	35.947	35.787	282.7	13:39.458	1	1	2:07.713	50.369	39.253	38.091	172.0	2:07.713		
8	1	1:45.708	34.158	35.494	36.056	277.6	15:25.166	2	1	1:48.090	35.357	36.873	35.860	248.3	3:55.803		
9	1	1:45.867	34.340	35.700	35.827	274.1	17:11.033	3	1	1:46.041	34.584	35.834	35.623	275.5	5:41.844		
10	1	1:46.117	34.144	36.028	35.945	278.4	18:57.150	4	1	1:45.005	34.116	35.403	35.486	276.2	7:26.849		
11	1	1:48.970	34.897	37.222	36.851	260.9	20:46.120	5	1	1:44.765	34.137	35.298	35.330	276.2	9:11.614		
12	1	1:46.417	34.022	36.312	36.083	276.9	22:32.537	6	1	1:47.830	33.928	36.491	37.411	279.8	10:59.444		
13	1	1:45.842	34.075	35.870	35.897	279.8	24:18.379	7	1	1:44.405	33.912	35.158	35.335	276.2	12:43.849		
14	1	1:47.621	33.967	35.798	37.856	277.6	26:06.000	8	1	1:54.651 B	33.955	37.426	43.270	280.5	14:38.500		
15	1	1:45.923	34.100	35.839	35.984	277.6	27:51.923	9	1	6:35.735	5:23.355	36.178	36.202	181.8	21:14.235		
16	1	1:49.426	34.161	37.057	38.208	269.3	29:41.349	10	1	1:45.157	34.100	35.388	35.669	272.7	22:59.392		
17	1	1:45.791	34.002	35.708	36.081	276.9	31:27.140	11	1	1:45.492	34.093	35.383	36.016	277.6	24:44.884		
26	Graff 1. Matthias KAISER 2. Rory PENTTINEN							Ligier JS P320 - Nissan LMP3									
1	2	2:08.276	48.140	40.555	39.581	181.5	2:08.276	12	1	1:46.521	34.072	36.681	35.768	280.5	26:31.405		
2	2	1:48.766	35.486	36.795	36.485	237.4	3:57.042	13	1	1:44.646	33.735	35.619	35.292	280.5	28:16.051		
3	2	1:47.545	34.431	36.177	36.937	276.9	5:44.587	14	1	1:46.166	33.819	36.829	35.518	279.1	30:02.217		
4	2	1:46.526	34.208	36.305	36.013	276.9	7:31.113	50	Kessel Racing 1. John HARTSHORNE 2. Oliver HANCOCK							Ferrari 488 GT3 GT3	
5	2	1:45.709	34.275	35.686	35.748	277.6	9:16.822	1	1	3:07.472	1:33.521	46.504	47.447	137.4	3:07.472		
6	2	1:45.479	34.049	35.699	35.731	278.4	11:02.301	2	1	2:03.723	38.390	42.802	42.531	231.8	5:11.195		
7	2	1:46.537	34.090	36.815	35.632	277.6	12:48.838	3	1	1:57.709	36.875	40.012	40.822	241.1	7:08.904		
8	2	1:53.619 B	34.152	35.440	44.027	276.9	14:42.457	4	1	1:55.224	35.940	39.363	39.921	268.7	9:04.128		
9	2	6:01.168	4:48.788	36.247	36.133	215.1	20:43.625	5	1	1:55.896	36.027	39.626	40.243	238.9	11:00.024		
10	2	1:46.348	34.472	36.088	35.788	275.5	22:29.973	6	1	1:55.516	36.006	39.660	39.850	255.3	12:55.540		
11	2	1:45.982	33.999	35.721	36.262	277.6	24:15.955	7	1	1:53.475	35.472	38.591	39.412	270.7	14:49.015		
12	2	1:46.970	34.138	36.893	35.939	278.4	26:02.925	8	1	1:54.483	35.163	38.857	40.463	272.0	16:43.498		
13	2	1:45.582	34.079	35.573	35.930	278.4	27:48.507	9	1	1:53.477	35.311	38.552	39.614	270.0	18:36.975		
14	2	1:48.432	33.894	36.790	37.748	282.7	29:36.939	10	1	1:53.228	35.263	38.475	39.490	270.7	20:30.203		
15	2	1:45.319	34.011	35.428	35.880	279.1	31:22.258	11	1	1:53.440	35.048	38.666	39.726	272.7	22:23.643		
27	MV2S Racing 1. Christophe CRESPE 2. Fabien LAVERGNE							Ligier JS P320 - Nissan LMP3									
1	1	2:13.595	52.081	41.560	39.954	180.9	2:13.595	12	1	1:54.606	35.484	38.929	40.193	271.4	24:18.249		
2	1	1:51.571	35.826	38.091	37.654	251.2	4:05.166	13	1	1:55.982	36.687	39.017	40.278	225.5	26:14.231		
3	1	1:48.442	34.682	37.154	36.606	274.8	5:53.608	14	1	1:55.749	35.474	40.830	39.445	269.3	28:09.980		
4	1	1:47.363	34.397	36.471	36.495	277.6	7:40.971	15	1	2:16.125 B	35.218	42.445	58.462	272.7	30:26.105		
5	1	1:47.955	34.235	36.924	36.796	279.8	9:28.926	67	Kessel Racing 1. Murat CUHADAROGU 2. David FUMANELLI							Ferrari 488 GT3 GT3	
6	1	1:47.878	34.427	36.140	37.311	278.4	11:16.804	1	1	2:55.294	1:28.410	43.624	43.260	148.8	2:55.294		
7	1	1:47.862	34.374	36.845	36.643	278.4	13:04.666	2	1	1:59.154	36.483	40.151	42.520	264.1	4:54.448		
								3	1	2:03.404	43.536	39.537	40.331	272.7	6:57.852		
								4	1	1:53.460	35.400	38.793	39.267	270.7	8:51.312		
								5	1	1:54.008	35.282	39.290	39.436	272.7	10:45.320		



Michelin Le Mans Cup

Monza Round

Bronze Driver Collective Test

Sector Analysis

Lap under Red Flag Invalidated Lap Personal Best Session Best Crossing the pit lane

Lap	D	Time	Sector 1	Sector 2	Sector 3	T. Spd	Elapsed	Lap	D	Time	Sector 1	Sector 2	Sector 3	T. Spd	Elapsed
6	1	1:56.492	35.152	42.073	39.267	272.0	12:41.812	4	1	1:52.873	35.152	37.923	39.798	275.5	9:32.066
7	1	1:57.502	35.324	38.465	43.713	272.0	14:39.314	5	1	1:50.013	34.719	37.469	37.825	276.2	11:22.079
8	1	1:52.490	35.275	38.013	39.202	272.0	16:31.804	6	1	1:50.049	34.583	37.386	38.080	276.2	13:12.128
9	1	1:52.749	35.156	38.426	39.167	271.4	18:24.553	7	1	1:49.967	34.683	37.380	37.904	276.9	15:02.095
10	1	2:03.087	36.363	43.798	42.926	271.4	20:27.640	8	1	1:49.862	34.674	37.335	37.853	274.8	16:51.957
11	1	1:52.309	35.162	38.120	39.027	271.4	22:19.949	9	1	1:56.067 B	34.615	37.423	44.029	274.8	18:48.024
12	1	1:53.715	35.948	38.814	38.953	272.0	24:13.664	10	1	4:14.163	2:50.192	39.643	44.328	211.4	23:02.187
13	1	1:53.308	35.100	39.139	39.069	272.7	26:06.972	11	1	1:50.255	34.756	37.463	38.036	275.5	24:52.442
14	1	1:52.867	35.062	38.894	38.911	274.8	27:59.839	12	1	2:05.341 B	34.645	40.216	50.480	275.5	26:57.783
15	1	1:53.860	35.677	38.625	39.558	253.5	29:53.699								
16	1	1:52.847	35.100	38.815	38.932	273.4	31:46.546								

69 Cool Racing
 1. Maurice SMITH
 2. Matt BELL
 Ligier JS P320 - Nissan LMP3

1	1	2:00.832	43.754	39.287	37.791	205.3	2:00.832
2	1	1:49.783	35.355	37.359	37.069	266.0	3:50.615
3	1	1:47.711	34.736	36.394	36.581	273.4	5:38.326
4	1	1:46.339	34.087	36.198	36.054	274.1	7:24.665
5	1	1:45.875	34.191	35.786	35.898	274.8	9:10.540
6	1	1:49.427	34.164	37.128	38.135	275.5	10:59.967
7	1	1:46.697	34.236	36.138	36.323	276.2	12:46.664
8	1	1:47.128	34.196	36.301	36.631	275.5	14:33.792
9	1	1:46.634	34.217	36.097	36.320	274.8	16:20.426
10	1	1:53.189 B	34.240	36.021	42.928	274.8	18:13.615
11	1	5:05.470	3:52.465	36.586	36.419	211.8	23:19.085
12	1	1:46.046	34.094	35.904	36.048	273.4	25:05.131
13	1	1:45.890	34.053	35.840	35.997	274.8	26:51.021
14	1	1:45.460	34.025	35.524	35.911	275.5	28:36.481
15	1	1:46.462	34.206	36.187	36.069	276.2	30:22.943

70 Optimum Motorsport
 1. Brendan IRIBE
 2. Oliver MILLROY
 McLaren 720S GT3 GT3

1	1	2:49.916	1:23.045	42.340	44.531	131.9	2:49.916
2	1	2:00.512	36.109	44.286	40.117	255.9	4:50.428
3	1	1:51.630	35.598	38.039	37.993	265.4	6:42.058
4	1	1:50.403	35.148	37.587	37.668	270.7	8:32.461
5	1	1:50.969	35.369	37.513	38.087	268.0	10:23.430
6	1	1:51.149	35.592	37.914	37.643	270.0	12:14.579
7	1	1:49.398	34.705	37.204	37.489	273.4	14:03.977
8	1	1:49.710	34.700	37.407	37.603	272.7	15:53.687
9	1	1:49.348	34.935	36.918	37.495	272.0	17:43.035
10	1	1:55.859 B	34.822	37.281	43.756	272.0	19:38.894
11	1	3:45.442	2:30.569	37.172	37.701	209.7	23:24.336
12	1	1:50.150	35.078	37.516	37.556	271.4	25:14.486
13	1	1:49.305	34.859	37.027	37.419	271.4	27:03.791
14	1	1:50.257	34.812	37.237	38.208	272.0	28:54.048
15	1	1:52.319	34.889	37.366	40.064	270.7	30:46.367

74 Kessel Racing
 1. Michael BRONISZEWSKI
 2. David PEREL
 Ferrari 488 GT3 GT3

1	1	3:43.924	2:10.609	47.979	45.336	148.4	3:43.924
2	1	2:03.053	37.328	40.647	45.078	230.8	5:46.977
3	1	1:52.216	35.345	38.437	38.434	272.0	7:39.193

75 Idec Sport
 1. Patrice LAFARGUE
 2. Dimitri ENJALBERT
 Ligier JS P320 - Nissan LMP3

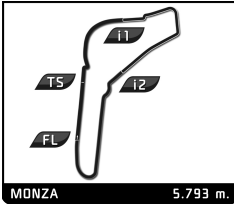
1	1	4:08.870	2:36.071	48.564	44.235	155.2	4:08.870
2	1	1:53.924	37.250	38.863	37.811	215.1	6:02.794
3	1	1:48.257	34.807	36.909	36.541	272.7	7:51.051
4	1	1:46.796	34.487	36.175	36.134	276.2	9:37.847
5	1	1:46.620	34.265	36.364	35.991	272.7	11:24.467
6	1	1:47.006	34.080	36.226	36.700	274.8	13:11.473
7	1	1:53.178 B	34.172	36.440	42.566	273.4	15:04.651
8	1	4:25.519	3:11.166	37.129	37.224	167.2	19:30.170
9	1	1:46.296	34.132	36.323	35.841	277.6	21:16.466
10	1	1:46.586	34.333	36.001	36.252	273.4	23:03.052
11	1	1:47.273	34.460	36.748	36.065	272.0	24:50.325
12	1	1:45.721	33.990	36.034	35.697	279.8	26:36.046
13	1	1:48.172	34.096	36.137	37.939	279.8	28:24.218
14	1	1:46.499	34.079	36.304	36.116	276.2	30:10.717

77 Iron Lynx
 1. Claudio SCHIAVONI
 2. Andrea PICCINI
 Ferrari 488 GT3 GT3

1	1	3:24.770	1:49.073	47.330	48.367	173.6	3:24.770
2	1	2:07.835	40.996	42.827	44.012	213.4	5:32.605
3	1	2:01.095	37.035	41.786	42.274	245.5	7:33.700
4	1	2:02.647 B	35.958	39.551	47.138	269.3	9:36.347
5	1	3:38.207	2:12.861	42.224	43.122	196.4	13:14.554
6	1	2:02.613	37.138	40.444	45.031	238.9	15:17.167
7	1	1:53.801	35.388	38.549	39.864	271.4	17:10.968
8	1	1:56.300	36.581	40.051	39.668	235.8	19:07.268
9	1	1:52.122	35.284	38.030	38.808	272.0	20:59.390
10	1	1:51.376	35.216	37.609	38.551	272.7	22:50.766
11	1	1:51.871	35.166	38.159	38.546	272.0	24:42.637
12	1	2:02.659	35.040	40.002	47.617	273.4	26:45.296
13	1	1:51.218	35.029	37.939	38.250	273.4	28:36.514
14	1	2:04.406 B	35.526	39.732	49.148	254.7	30:40.920

98 Motorsport98
 1. Eric DE DONCKER
 2. Dino LUNARDI
 Ligier JS P320 - Nissan LMP3

1	1	3:36.271	2:18.036	39.656	38.579	180.9	3:36.271
2	1	1:49.840	35.051	37.255	37.534	268.7	5:26.111
3	1	1:49.093	34.857	36.899	37.337	272.7	7:15.204
4	1	1:48.872	34.433	36.927	37.512	274.1	9:04.076
5	1	1:58.539 B	34.380	39.022	45.137	273.4	11:02.615
6	1	6:13.234	4:57.782	37.801	37.651	178.5	17:15.849
7	1	1:47.852	34.420	36.457	36.975	271.4	19:03.701



Michelin Le Mans Cup

Monza Round

Bronze Driver Collective Test

Sector Analysis

		Lap under Red Flag		Invalidated Lap		Personal Best		Session Best		Crossing the pit lane					
Lap	D	Time	Sector 1	Sector 2	Sector 3	T. Spd	Elapsed	Lap	D	Time	Sector 1	Sector 2	Sector 3	T. Spd	Elapsed
8	1	1:49.006	34.498	37.163	37.345	272.7	20:52.707								
9	1	1:47.671	34.391	36.393	36.887	274.8	22:40.378								
10	1	1:47.232	34.376	36.321	36.535	274.8	24:27.610								
11	1	1:47.918	34.628	36.383	36.907	270.7	26:15.528								
12	1	1:49.333	34.299	37.610	37.424	276.2	28:04.861								
13	1	1:47.262	34.224	36.405	36.633	275.5	29:52.123								
14	1	1:47.286	34.496	36.104	36.686	274.8	31:39.409								