

Michelin Le Mans Cup

Monza Round

Race

Sector Analysis

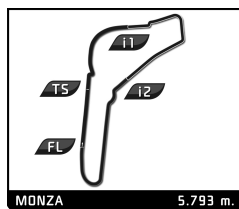
Lap under Red Flag Invalidated Lap Personal Best Session Best Crossing the pit lane

Lap	D	Time	Sector 1	Sector 2	Sector 3	T. Spd	Elapsed	Lap	D	Time	Sector 1	Sector 2	Sector 3	T. Spd	Elapsed
42	2	1:44.522	33.675	35.345	35.502	279.8	1:29:59.946	11	1	2:30.143	46.660	50.066	53.417	190.1	23:21.181
43	2	1:45.312	33.720	35.931	35.661	281.2	1:31:45.258	12	1	1:49.840	35.418	37.130	37.292	247.7	25:11.021
44	2	1:45.312	33.705	35.513	36.094	279.8	1:33:30.570	13	1	1:55.288	35.419	37.225	42.644	213.9	27:06.309
45	2	1:45.103	33.874	35.597	35.632	278.4	1:35:15.673	14	1	2:36.759	53.168	48.174	55.417	130.9	29:43.068
46	2	1:44.663	33.759	35.523	35.381	278.4	1:37:00.336	15	1	2:33.409	49.167	55.672	48.570	156.7	32:16.477
47	2	1:44.554	33.689	35.328	35.537	279.1	1:38:44.890	16	1	1:52.206	35.667	37.560	38.979	255.3	34:08.683
48	2	1:45.001	33.691	35.579	35.731	279.8	1:40:29.891	17	1	2:15.975	36.445	43.745	55.785	199.6	36:24.658
49	2	1:44.959	33.681	35.523	35.755	278.4	1:42:14.850	18	1	3:38.036	54.710	1:14.632	1:28.694	163.9	40:02.694
50	2	1:44.764	33.732	35.457	35.575	276.9	1:43:59.614	19	1	2:33.392	47.333	50.478	55.581	162.4	42:36.086
51	2	1:44.826	33.729	35.501	35.596	279.1	1:45:44.440	20	1	1:51.722	36.261	37.866	37.595	261.5	44:27.808
52	2	1:45.443	33.979	35.616	35.848	281.2	1:47:29.883	21	1	1:51.101	35.006	37.538	38.557	257.8	46:18.909
53	2	1:45.074	33.715	35.634	35.725	280.5	1:49:14.957	22	1	1:50.245	35.086	37.415	37.744	268.7	48:09.154
54	2	1:50.872 B	33.700	35.771	41.401	282.0	1:51:05.829	23	1	1:50.205	34.622	37.324	38.259	268.7	49:59.359
55	2	3:02.779	1:50.462	36.178	36.139	217.7	1:54:08.608	24	1	1:58.724 B	34.995	37.542	46.187	260.2	51:58.083
56	2	1:45.829	33.872	35.988	35.969	279.1	1:55:54.437	25	2	4:03.530	2:48.720	37.493	37.317	209.3	56:01.613
57	2	1:45.958	33.925	36.038	35.995	279.8	1:57:40.395	26	2	1:47.032	34.568	36.393	36.071	270.0	57:48.645
58	2	1:46.453	33.974	36.308	36.171	280.5	1:59:26.848	27	2	1:46.670	34.076	35.871	36.723	274.1	59:35.315
59	2	1:47.421	34.190	36.469	36.762	275.5	2:01:14.269	28	2	1:47.185	34.352	37.010	35.823	270.0	1:01:22.500

5		CD Sport		Ligier JS P320 - Nissan			
		1.Nicholas ADCOCK		LMP3			
		2.Michael JENSEN					
1	2	2:00.292	41.157	40.079	39.056	198.5	2:00.292
2	2	1:51.745	35.761	37.616	38.368	260.9	3:52.037
3	2	1:49.975	35.384	37.225	37.366	259.0	5:42.012
4	2	1:48.756	34.894	36.812	37.050	269.3	7:30.768
5	2	1:48.554	34.738	36.727	37.089	272.0	9:19.322
6	2	1:48.145	34.686	36.594	36.865	273.4	11:07.467
7	2	1:48.171	34.528	36.637	37.006	272.7	12:55.638
8	2	1:53.901	34.750	37.139	42.012	273.4	14:49.539
9	2	3:10.897	48.116	1:19.218	1:03.563	186.2	18:00.436
10	2	2:49.442	52.609	54.445	1:02.388	124.7	20:49.878
11	2	2:30.897	47.195	49.895	53.807	179.7	23:20.775
12	2	1:51.048	36.119	37.445	37.484	243.8	25:11.823
13	2	1:55.917	35.907	37.160	42.850	211.8	27:07.740
14	2	2:36.337	52.626	48.538	55.173	137.2	29:44.077
15	2	2:33.162	48.821	55.835	48.506	167.7	32:17.239
16	2	3:00.464	35.541	37.174	1:47.749	266.7	35:17.703
17	2	2:02.631	36.273	38.543	47.815	208.5	37:20.334
18	2	2:58.978	36.175	52.929	1:29.874	233.3	40:19.312
19	2	2:41.501 B	51.819	47.101	1:02.581	145.2	43:00.813

6		CD Sport		Ligier JS P320 - Nissan			
		1.Jacques WOLFF		LMP3			
		2.Jeffrey DE NARDA					
1	1	2:00.498	41.772	40.025	38.701	190.5	2:00.498
2	1	1:52.077	36.357	37.546	38.174	244.9	3:52.575
3	1	1:50.000	35.634	37.252	37.114	247.1	5:42.575
4	1	1:48.964	34.873	37.333	36.758	260.2	7:31.539
5	1	1:48.213	34.575	36.755	36.883	260.2	9:19.752
6	1	1:48.406	34.653	36.896	36.857	262.1	11:08.158
7	1	1:50.305	34.739	37.336	38.230	274.1	12:58.463
8	1	1:53.623	34.793	37.899	40.931	266.0	14:52.086
9	1	3:10.050	47.228	1:18.821	1:04.001	193.2	18:02.136
10	1	2:48.902	51.775	54.181	1:02.946	128.9	20:51.038

29	2	1:45.429	33.952	35.703	35.774	272.7	1:03:07.929
30	2	3:49.517	57.975	1:20.503	1:31.039	274.1	1:06:57.446
31	2	4:17.106	1:25.176	1:20.256	1:31.674		1:11:14.552
32	2	2:00.073	47.144	36.385	36.544	228.8	1:13:14.625
33	2	1:46.851	34.388	36.188	36.275	270.0	1:15:01.476
34	2	1:47.192	34.202	36.331	36.659	270.7	1:16:48.668
35	2	1:46.542	34.245	36.012	36.285	273.4	1:18:35.210
36	2	1:46.142	34.001	36.029	36.112	274.1	1:20:21.352
37	2	1:45.909	34.106	35.850	35.953	274.8	1:22:07.261
38	2	1:45.836	33.967	35.643	36.226	275.5	1:23:53.097
39	2	1:46.352	34.126	35.822	36.404	274.1	1:25:39.449



Michelin Le Mans Cup

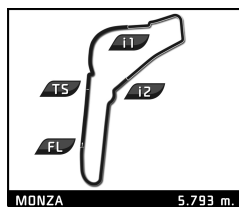
Monza Round

Race

MONZA 5.793 m. Sector Analysis

Lap under Red Flag Invalidated Lap Personal Best Session Best B Crossing the pit lane

Lap	D	Time	Sector 1	Sector 2	Sector 3	T. Spd	Elapsed	Lap	D	Time	Sector 1	Sector 2	Sector 3	T. Spd	Elapsed
2	1	1:50.097	36.131	37.098	36.868	253.5	3:45.934	46	1	1:49.088	34.458	37.313	37.317	276.9	1:39:04.605
3	1	1:49.623	34.742	36.795	38.086	267.3	5:35.557	47	1	1:49.026	34.540	37.141	37.345	274.8	1:40:53.631
4	1	1:47.543	34.569	36.449	36.525	273.4	7:23.100	48	1	1:48.778	34.467	36.919	37.392	276.9	1:42:42.409
5	1	1:48.831	35.098	37.228	36.505	276.9	9:11.931	49	1	1:49.573	34.565	37.121	37.887	276.2	1:44:31.982
6	1	3:07.935 B	34.649	36.686	1:56.600	267.3	12:19.866	50	1	1:49.412	34.682	37.226	37.504	276.9	1:46:21.394
8 Iron Lynx Ferrari 488 GT3 1. Giacomo PICCINI 2. Rino MASTRONARDI								9 Iron Lynx Ferrari 488 GT3 1. Emanuele Maria TABACCI 2. Niccolò SCHIRÒ							
1	2	2:01.256	42.179	40.001	39.076	186.2	2:01.256	51	1	1:49.527	34.734	37.203	37.590	276.2	1:48:10.921
2	2	1:53.597	36.539	38.507	38.551	260.2	3:54.853	52	1	1:50.648	34.802	38.201	37.645	274.1	1:50:01.569
3	2	1:51.648	35.284	37.942	38.422	261.5	5:46.501	53	1	1:50.395	34.704	37.375	38.316	276.2	1:51:51.964
4	2	1:50.573	34.917	37.513	38.143	268.7	7:37.074	54	1	1:49.234	34.625	37.091	37.518	276.2	1:53:41.198
5	2	1:50.215	34.894	37.477	37.844	271.4	9:27.289	55	1	1:49.573	34.705	37.138	37.730	276.9	1:55:30.771
6	2	1:49.609	34.630	37.052	37.927	274.1	11:16.898	56	1	1:49.612	34.653	37.209	37.750	276.9	1:57:20.383
7	2	1:49.917	34.555	37.385	37.977	275.5	13:06.815	57	1	1:50.544	34.848	37.578	38.118	274.1	1:59:10.927
8	2	2:37.800	34.739	53.300	1:09.761	270.0	15:44.615	58	1	1:51.279	35.041	38.228	38.010	272.0	2:01:02.206
9	2	3:06.977	1:05.936	1:06.882	54.159		18:51.592	59	1	1:50.393	34.823	37.549	38.021	274.8	2:02:52.599
10	2	2:02.284	37.678	38.874	45.732	235.8	20:53.876	1	1	2:03.051	42.224	41.261	39.566	168.2	2:03.051
11	2	2:29.175	46.962	48.874	53.339	143.0	23:23.051	2	1	1:52.697	35.565	38.775	38.357	269.3	3:55.748
12	2	1:51.210	35.329	37.756	38.125	252.3	25:14.261	3	1	1:51.527	35.639	37.958	37.930	250.0	5:47.275
13	2	1:56.362	35.204	39.330	41.828	247.1	27:10.623	4	1	1:51.487	35.312	38.240	37.935	269.3	7:38.762
14	2	2:36.259	52.058	49.144	55.057	126.0	29:46.882	5	1	1:50.419	35.017	37.584	37.818	264.7	9:29.181
15	2	2:32.218	48.715	55.331	48.172	153.2	32:19.100	6	1	1:50.496	34.925	37.309	38.262	270.0	11:19.677
16	2	2:00.824	35.390	37.874	47.560	266.0	34:19.924	7	1	1:50.456	34.953	37.620	37.883	271.4	13:10.133
17	2	2:11.432	40.840	39.590	51.002	192.9	36:31.356	8	1	2:36.279	35.098	52.019	1:09.162	264.7	15:46.412
18	2	3:35.561	50.892	1:14.789	1:29.880	211.8	40:06.917	9	1	3:06.765	1:06.784	1:06.748	53.233		18:53.177
19	2	2:30.419	46.644	51.479	52.296	191.2	42:37.336	10	1	2:03.455	38.444	39.116	45.895	205.3	20:56.632
20	2	1:52.629	36.004	38.237	38.388	244.9	44:29.965	11	1	2:28.652	46.058	48.820	53.774	141.9	23:25.284
21	2	1:51.158	35.098	38.003	38.057	254.7	46:21.123	12	1	1:52.531	36.366	37.806	38.359	236.8	25:17.815
22	2	1:50.317	34.677	37.179	38.461	274.1	48:11.440	13	1	1:55.926	35.366	38.427	42.133	255.3	27:13.741
23	2	1:49.671	34.597	37.140	37.934	277.6	50:01.111	14	1	2:35.639	50.441	50.037	55.161	139.7	29:49.380
24	2	1:49.830	34.757	37.072	38.001	274.1	51:50.941	15	1	2:31.486	48.467	54.883	48.136	152.5	32:20.866
25	2	1:49.634	34.730	36.985	37.919	275.5	53:40.575	16	1	2:00.435	35.538	37.607	47.290	246.0	34:21.301
26	2	1:49.386	34.527	37.020	37.839	276.2	55:29.961	17	1	2:12.051	40.757	39.708	51.586	168.5	36:33.352
27	2	1:49.169	34.514	36.880	37.775	276.2	57:19.130	18	1	3:36.129	52.643	1:13.937	1:29.549	190.8	40:09.481
28	2	1:50.233	34.643	37.274	38.316	274.8	59:09.363	19	1	2:28.796	46.704	51.808	50.284	176.8	42:38.277
29	2	1:56.966 B	34.723	37.396	44.847	272.7	1:01:06.329	20	1	1:52.987	36.570	38.102	38.315	252.3	44:31.264
30	1	6:37.730	3:42.311	1:22.200	1:33.219		1:07:44.059	21	1	1:51.937	35.288	38.027	38.622	244.3	46:23.201
31	1	4:02.048	1:27.459	1:22.407	1:12.182		1:11:46.107	22	1	1:50.588	35.160	37.569	37.859	268.7	48:13.789
32	1	1:51.864	35.653	37.786	38.425	267.3	1:13:37.971	23	1	1:49.763	34.869	37.304	37.590	274.8	50:03.552
33	1	1:50.000	35.175	37.186	37.639	271.4	1:15:27.971	24	1	1:51.762	34.739	38.503	38.520	273.4	51:55.314
34	1	1:48.940	34.721	36.948	37.271	274.8	1:17:16.911	25	1	1:50.370	34.782	37.463	38.125	273.4	53:45.684
35	1	1:48.813	34.771	36.911	37.131	274.8	1:19:05.724	26	1	1:50.816	34.696	38.009	38.111	273.4	55:36.500
36	1	1:48.662	34.642	36.766	37.254	274.8	1:20:54.386	27	1	1:50.273	34.939	37.268	38.066	262.1	57:26.773
37	1	1:48.846	34.553	37.008	37.285	274.8	1:22:43.232	28	1	1:51.200	35.021	38.079	38.100	264.7	59:17.973
38	1	1:48.636	34.562	36.798	37.276	274.1	1:24:31.868	29	1	1:56.158 B	34.958	37.553	43.647	270.7	1:01:14.131
39	1	1:48.916	34.664	36.909	37.343	274.8	1:26:20.784	30	2	5:57.171	3:02.193	1:22.058	1:32.920	191.2	1:07:11.302
40	1	1:48.858	34.651	36.859	37.348	274.8	1:28:09.642	31	2	4:19.892	1:27.451	1:22.100	1:30.341		1:11:31.194
41	1	1:48.562	34.606	36.730	37.226	274.8	1:29:58.204	32	2	1:55.273	38.074	38.542	38.657	242.2	1:13:26.467
42	1	1:49.148	34.637	36.900	37.611	274.8	1:31:47.352	33	2	1:50.508	35.126	37.573	37.809	270.7	1:15:16.975
43	1	1:49.660	34.866	37.336	37.458	264.1	1:33:37.012	34	2	1:48.935	34.597	36.952	37.386	270.7	1:17:05.910
44	1	1:49.424	34.558	37.060	37.806	274.8	1:35:26.436	35	2	1:49.220	34.856	36.987	37.377	272.0	1:18:55.130
45	1	1:49.081	34.646	37.011	37.424	275.5	1:37:15.517	36	2	1:49.010	34.585	36.974	37.451	274.8	1:20:44.140



Michelin Le Mans Cup

Monza Round

Race

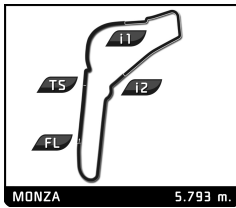
MONZA 5.793 m. Sector Analysis

Lap under Red Flag Invalidated Lap Personal Best Session Best Crossing the pit lane

Lap	D	Time	Sector 1	Sector 2	Sector 3	T. Spd	Elapsed	Lap	D	Time	Sector 1	Sector 2	Sector 3	T. Spd	Elapsed
37	2	1:49.522	34.930	37.108	37.484	267.3	1:22:33.662	28	2	1:45.637	34.136	35.706	35.795	272.0	1:00:53.793
38	2	1:49.192	34.658	36.986	37.548	272.7	1:24:22.854	29	2	1:45.545	33.996	35.823	35.726	272.0	1:02:39.338
39	2	1:49.069	34.593	37.014	37.462	276.2	1:26:11.923	30	2	3:16.611	34.050	1:09.766	1:32.795	272.0	1:05:55.949
40	2	1:50.164	34.673	37.832	37.659	273.4	1:28:02.087	31	2	4:21.625	1:26.796	1:21.893	1:32.936		1:10:17.574
41	2	1:50.221	34.571	37.624	38.026	274.1	1:29:52.308	32	2	2:30.427	1:16.846	37.233	36.348		1:12:48.001
42	2	1:49.436	34.757	37.024	37.655	275.5	1:31:41.744	33	2	1:46.061	34.430	35.751	35.880	270.0	1:14:34.062
43	2	1:50.811	35.413	37.389	38.009	267.3	1:33:32.555	34	2	1:45.471	34.218	35.495	35.758	271.4	1:16:19.533
44	2	1:49.699	34.868	37.298	37.533	273.4	1:35:22.254	35	2	1:44.910	33.907	35.501	35.502	273.4	1:18:04.443
45	2	1:50.110	34.641	37.467	38.002	274.1	1:37:12.364	36	2	1:45.020	34.082	35.452	35.486	273.4	1:19:49.463
46	2	1:49.403	34.607	37.239	37.557	271.4	1:39:01.767	37	2	1:44.774	33.837	35.466	35.471	274.1	1:21:34.237
47	2	1:49.355	34.553	37.253	37.549	274.1	1:40:51.122	38	2	1:44.898	33.959	35.388	35.551	274.1	1:23:19.135
48	2	1:49.484	34.736	37.219	37.529	272.7	1:42:40.606	39	2	1:45.643	34.054	35.511	36.078	274.1	1:25:04.778
49	2	1:49.442	34.610	37.218	37.614	272.7	1:44:30.048	40	2	1:46.194	34.242	36.149	35.803	282.0	1:26:50.972
50	2	1:50.113	34.699	37.463	37.951	272.7	1:46:20.161	41	2	1:46.840	34.151	35.972	36.717	274.8	1:28:37.812
51	2	1:49.679	34.744	37.208	37.727	273.4	1:48:09.840	42	2	1:45.345	34.140	35.627	35.578	272.7	1:30:23.157
52	2	1:49.501	34.484	37.270	37.747	273.4	1:49:59.341	43	2	1:45.335	33.975	35.668	35.692	274.1	1:32:08.492
53	2	1:49.653	34.652	37.339	37.662	276.9	1:51:48.994	44	2	1:45.435	34.063	35.700	35.672	274.1	1:33:53.927
54	2	1:50.355	34.747	37.651	37.957	273.4	1:53:39.349	45	2	1:45.665	33.982	36.144	35.539	278.4	1:35:39.592
55	2	1:50.329	35.139	37.498	37.692	273.4	1:55:29.678	46	2	1:47.666	34.531	36.582	36.553	280.5	1:37:27.258
56	2	1:49.798	34.690	37.344	37.764	274.1	1:57:19.476	47	2	1:46.474	33.965	36.224	36.285	275.5	1:39:13.732
57	2	1:49.641	34.629	37.244	37.768	274.1	1:59:09.117	48	2	1:45.145	33.933	35.616	35.596	273.4	1:40:58.877
58	2	1:50.455	34.796	37.269	38.390	272.7	2:00:59.572	49	2	2:01.661 B	41.906	36.341	43.414	276.9	1:43:00.538
59	2	1:50.272	35.101	37.442	37.729	269.3	2:02:49.844	50	2	3:01.324	1:49.766	35.819	35.739	215.1	1:46:01.862

10		Nielsen Racing		Duqueine M30 - D08 - Nissan											
		1. Rob HODES		LMP3											
		2. Garrett GRIST													
1	1	1:55.615	38.482	39.372	37.761	227.4	1:55.615								
2	1	1:48.996	34.970	37.088	36.938	270.0	3:44.611								
3	1	1:49.972	35.552	36.898	37.522	270.0	5:34.583								
4	1	1:48.344	34.700	36.781	36.863	271.4	7:22.927								
5	1	1:48.675	35.148	36.723	36.804	271.4	9:11.602								
6	1	1:48.176	34.463	36.749	36.964	271.4	10:59.778								
7	1	1:48.376	34.738	36.915	36.723	270.0	12:48.154								
8	1	1:48.447	34.539	36.805	37.103	270.7	14:36.601								
9	1	3:16.281	53.080	1:18.796	1:04.405	241.1	17:52.882								
10	1	2:50.707	53.665	54.331	1:02.711	123.9	20:43.589								
11	1	2:33.342	45.723	51.506	56.113	188.5	23:16.931								
12	1	1:49.529	35.212	37.199	37.118	266.7	25:06.460								
13	1	1:53.466	35.292	37.158	41.016	252.9	26:59.926								
14	1	2:38.046	56.781	47.577	53.688		29:37.972								
15	1	2:36.721	50.499	56.033	50.189	185.2	32:14.693								
16	1	1:49.976	35.192	37.172	37.612	268.0	34:04.669								
17	1	2:18.098	37.077	45.001	56.020	260.2	36:22.767								
18	1	3:37.348	54.575	1:14.668	1:28.105	160.0	40:00.115								
19	1	2:34.647	48.124	50.578	55.945	131.4	42:34.762								
20	1	1:50.039	35.488	37.370	37.181	260.9	44:24.801								
21	1	1:49.737	35.304	37.325	37.108	270.7	46:14.538								
22	1	1:48.671	35.022	36.823	36.826	270.7	48:03.209								
23	1	1:48.100	34.686	36.682	36.732	271.4	49:51.309								
24	1	1:54.407 B	34.657	36.763	42.987	270.0	51:45.716								
25	2	3:48.590	2:34.287	37.358	36.945	203.8	55:34.306								
26	2	1:46.699	34.355	36.082	36.262	272.0	57:21.005								
27	2	1:47.151	34.207	36.261	36.683	272.0	59:08.156								

11		Racing Experience		Duqueine M30 - D08 - Nissan											
		1. David HAUSER		LMP3											
		2. Nicolas MÉLIN													
1	2	1:54.300	38.039	39.172	37.089	229.8	1:54.300								
2	2	1:47.746	34.493	36.787	36.466	276.2	3:42.046								
3	2	1:47.511	34.450	36.662	36.399	276.2	5:29.557								
4	2	1:47.209	34.145	36.690	36.374	276.2	7:16.766								
5	2	1:46.909	34.223	36.524	36.162	275.5	9:03.675								
6	2	1:47.272	34.317	36.605	36.350	276.2	10:50.947								
7	2	1:47.063	34.281	36.526	36.256	274.1	12:38.010								
8	2	1:50.291	34.130	36.360	39.801	274.8	14:28.301								
9	2	3:20.631	58.754	1:19.392	1:02.485	193.5	17:48.932								
10	2	2:51.206	54.178	54.307	1:02.721	125.0	20:40.138								
11	2	2:33.669	45.521	50.799	57.349	172.2	23:13.807								
12	2	5:23.106	4:05.960	39.051	38.095	272.7	28:36.913								
13	2	1:50.638	35.102	38.167	37.369	252.3	30:27.551								
14	2	1:58.821	34.638	38.776	45.407	275.5	32:26.372								
15	2	2:03.429	34.462	38.960	50.007	271.4	34:29.801								
16	2	2:09.314	38.041	40.278	50.995	197.4	36:39.115								
17	2	3:36.373	53.004	1:14.578	1:28.791	213.0	40:15.488								
18	2	2:25.301	50.661	46.864	47.776	142.1	42:40.789								



Michelin Le Mans Cup

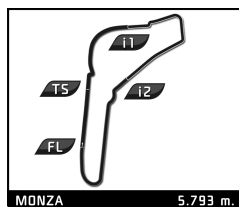
Monza Round

Race

Sector Analysis

Lap under Red Flag Invalidated Lap Personal Best Session Best B Crossing the pit lane

Lap	D	Time	Sector 1	Sector 2	Sector 3	T. Spd	Elapsed	Lap	D	Time	Sector 1	Sector 2	Sector 3	T. Spd	Elapsed
19	2	1:52.354	36.387	38.551	37.416	229.3	44:33.143	11	1	2:30.927	46.865	50.514	53.548	161.0	23:19.917
20	2	1:49.312	34.408	37.103	37.801	276.9	46:22.455	12	1	1:50.407	35.518	37.634	37.255	266.0	25:10.324
21	2	1:48.260	34.283	36.494	37.483	278.4	48:10.715	13	1	1:54.576	35.284	36.892	42.400	241.6	27:04.900
22	2	1:47.891	34.403	36.562	36.926	275.5	49:58.606	14	1	2:37.080	53.825	48.083	55.172	137.9	29:41.980
23	2	1:47.491	34.246	36.658	36.587	276.2	51:46.097	15	1	2:33.958	49.175	55.706	49.077	163.6	32:15.938
24	2	1:47.169	34.239	36.715	36.215	276.2	53:33.266	16	1	1:51.755	35.670	37.315	38.770	258.4	34:07.693
25	2	1:49.871	34.364	37.582	37.925	276.9	55:23.137	17	1	2:15.960	36.203	44.256	55.501	208.5	36:23.653
26	2	1:55.216 B	34.351	36.998	43.867	276.9	57:18.353	18	1	3:37.907	54.536	1:14.626	1:28.745	165.6	40:01.560
27	1	4:07.115	2:50.409	39.534	37.172	208.9	1:01:25.468	19	1	2:33.992	47.291	51.003	55.698	129.5	42:35.552
28	1	1:48.233	35.086	36.940	36.207	262.8	1:03:13.701	20	1	1:50.708	35.904	37.142	37.662	253.5	44:26.260
29	1	3:56.488	1:00.536	1:22.605	1:33.347	260.9	1:07:10.189	21	1	1:49.110	35.062	37.083	36.965	270.0	46:15.370
30	1	4:20.484	1:27.593	1:22.683	1:30.208		1:11:30.673	22	1	1:48.729	34.814	36.893	37.022	272.0	48:04.099
31	1	1:50.901	37.123	36.971	36.807	241.6	1:13:21.574	23	1	1:48.477	34.807	36.664	37.006	271.4	49:52.576
32	1	1:47.037	34.856	36.190	35.991	269.3	1:15:08.611	24	1	1:56.657 B	35.129	36.923	44.605	259.6	51:49.233
33	1	1:46.590	34.431	35.938	36.221	273.4	1:16:55.201	25	2	4:03.582	2:45.209	40.283	38.090	194.6	55:52.815
34	1	1:46.709	34.543	36.067	36.099	275.5	1:18:41.910	26	2	1:48.649	35.395	36.767	36.487	269.3	57:41.464
35	1	1:46.411	34.381	35.910	36.120	276.2	1:20:28.321	27	2	1:47.926	35.239	36.616	36.071	272.0	59:29.390
36	1	1:46.096	34.372	35.827	35.897	275.5	1:22:14.417	28	2	1:47.005	34.729	36.343	35.933	272.0	1:01:16.395
37	1	1:46.125	34.422	35.740	35.963	274.8	1:24:00.542	29	2	1:46.457	34.493	36.069	35.895	270.7	1:03:02.852
38	1	1:45.912	34.229	35.748	35.935	275.5	1:25:46.454	30	2	3:47.110	50.817	1:22.609	1:33.684	270.0	1:06:49.962
39	1	1:46.089	34.438	35.758	35.893	275.5	1:27:32.543	31	2	4:23.770	1:27.492	1:22.725	1:33.553		1:11:13.732
40	1	1:46.166	34.339	35.889	35.938	276.2	1:29:18.709	32	2	2:00.167	46.836	36.851	36.480	223.6	1:13:13.899
41	1	1:45.891	34.236	35.715	35.940	276.2	1:31:04.600	33	2	1:46.879	34.810	36.003	36.066	268.0	1:15:00.778
42	1	1:45.784	34.288	35.671	35.825	276.9	1:32:50.384	34	2	1:46.329	34.438	35.928	35.963	269.3	1:16:47.107
43	1	1:47.682	34.354	36.588	36.740	274.1	1:34:38.066	35	2	1:46.195	34.465	35.883	35.847	270.0	1:18:33.302
44	1	1:46.738	34.635	35.995	36.108	274.8	1:36:24.804	36	2	1:46.944	34.816	36.161	35.967	270.7	1:20:20.246
45	1	1:46.266	34.380	35.926	35.960	275.5	1:38:11.070	37	2	1:45.876	34.259	35.747	35.870	271.4	1:22:06.122
46	1	1:46.075	34.313	35.903	35.859	275.5	1:39:57.145	38	2	1:45.712	34.251	35.746	35.715	271.4	1:23:51.834
47	1	1:46.225	34.482	35.778	35.965	276.2	1:41:43.370	39	2	1:45.722	34.405	35.663	35.654	271.4	1:25:37.556
48	1	1:46.216	34.253	35.952	36.011	276.9	1:43:29.586	40	2	1:45.693	34.335	35.649	35.709	271.4	1:27:23.249
49	1	1:46.970	34.483	35.947	36.540	277.6	1:45:16.556	41	2	1:46.241	34.219	35.979	36.043	273.4	1:29:09.490
50	1	1:46.456	34.334	36.088	36.034	275.5	1:47:03.012	42	2	1:45.932	34.380	35.840	35.712	270.7	1:30:55.422
51	1	1:47.000	34.359	36.482	36.159	276.2	1:48:50.012	43	2	1:45.703	34.349	35.666	35.688	270.7	1:32:41.125
52	1	1:46.948	34.418	36.223	36.307	276.2	1:50:36.960	44	2	1:45.859	34.216	35.835	35.808	270.7	1:34:26.984
53	1	1:46.920	34.414	36.146	36.360	277.6	1:52:23.880	45	2	1:45.891	34.296	35.817	35.778	270.7	1:36:12.875
54	1	1:47.538	34.473	36.215	36.850	276.9	1:54:11.418	46	2	1:45.816	34.408	35.741	35.667	270.0	1:37:58.691
55	1	1:53.364 B	34.216	36.095	43.053	276.9	1:56:04.782	47	2	1:46.416	34.381	36.088	35.947	272.0	1:39:45.107
56	1	3:05.424	1:51.532	36.756	37.136	216.0	1:59:10.206	48	2	1:45.840	34.370	35.729	35.741	270.7	1:41:30.947
57	1	1:48.185	34.782	36.846	36.557	271.4	2:00:58.391	49	2	1:45.963	34.303	35.831	35.829	271.4	1:43:16.910
58	1	1:47.264	34.593	36.396	36.275	272.7	2:02:45.655	50	2	1:46.071	34.445	35.814	35.812	271.4	1:45:02.981
20 Grainmarket Racing 1.Mark CRADER 2.Alex MORTIMER LMP3								Duqueine M30 - D08 - Nissan							
								LMP3							
1	1	1:59.869	41.219	39.612	39.038	168.2	1:59.869	51	2	1:53.802 B	34.878	36.234	42.690	271.4	1:46:56.783
2	1	1:49.907	35.422	37.175	37.310	247.7	3:49.776	52	2	3:05.466	1:53.017	36.390	36.059	215.6	1:50:02.249
3	1	1:49.602	35.348	36.952	37.302	255.9	5:39.378	53	2	1:47.773	34.544	36.863	36.366	274.1	1:51:50.022
4	1	1:49.067	35.375	36.754	36.938	268.7	7:28.445	54	2	1:47.312	34.558	36.637	36.117	273.4	1:53:37.334
5	1	1:47.998	34.972	36.379	36.647	270.7	9:16.443	55	2	1:46.635	34.632	36.070	35.933	269.3	1:55:23.969
6	1	1:48.529	34.991	36.600	36.938	270.7	11:04.972	56	2	1:46.601	34.501	36.024	36.076	270.0	1:57:10.570
7	1	1:48.422	34.822	36.783	36.817	271.4	12:53.394	57	2	1:46.742	34.495	36.166	36.081	270.7	1:58:57.312
8	1	1:54.737	34.969	36.805	42.963	271.4	14:48.131	58	2	1:47.294	34.519	36.299	36.476	270.7	2:00:44.606
9	1	3:11.234	48.147	1:19.650	1:03.437	179.4	17:59.365	59	2	1:47.296	34.639	36.422	36.235	269.3	2:02:31.902
10	1	2:49.625	52.284	55.163	1:02.178	130.9	20:48.990	21 Mühlner Motorsport 1.Moritz KRANZ 2.Alex KAPADIA LMP3							
Duqueine M30 - D08 - Nissan															
LMP3								1	2	2:02.194 B	37.655	38.271	46.268	223.1	2:02.194



Michelin Le Mans Cup

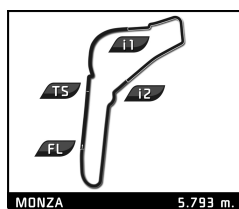
Monza Round

Race

MONZA 5.793 m. Sector Analysis

Lap under Red Flag Invalidated Lap Personal Best Session Best Crossing the pit lane

Lap	D	Time	Sector 1	Sector 2	Sector 3	T. Spd	Elapsed	Lap	D	Time	Sector 1	Sector 2	Sector 3	T. Spd	Elapsed
2	2	2:28.130	1:14.060	37.249	36.821	210.9	4:30.324	26	2	1:48.109	35.308	36.918	35.883	270.0	57:50.012
3	2	1:46.975	34.628	36.328	36.019	270.7	6:17.299	27	2	1:45.638	34.132	35.746	35.760	275.5	59:35.650
4	2	1:46.244	34.431	35.967	35.846	274.8	8:03.543	28	2	1:47.152	34.474	36.799	35.879	275.5	1:01:22.802
5	2	1:46.221	34.382	35.906	35.933	276.9	9:49.764	29	2	1:45.731	34.161	35.734	35.836	276.9	1:03:08.533
6	2	1:46.671	34.130	36.581	35.960	277.6	11:36.435	30	2	3:53.165	58.936	1:21.721	1:32.508	274.1	1:07:01.698
7	2	1:46.647	34.318	35.740	36.589	279.1	13:23.082	31	2	4:21.322	1:26.453	1:21.905	1:32.964		1:11:23.020
8	2	2:23.778	34.253	40.906	1:08.619	276.2	15:46.860	32	2	1:52.706	40.356	36.295	36.055	242.2	1:13:15.726
9	2	3:06.826	1:07.062	1:06.771	52.993		18:53.686	33	2	1:46.127	34.374	35.716	36.037	272.0	1:15:01.853
10	2	2:03.491	38.342	39.294	45.855	199.3	20:57.177	34	2	1:46.351	34.322	36.190	35.839	274.1	1:16:48.204
11	2	2:28.150	45.989	48.679	53.482		23:25.327	35	2	1:45.428	34.006	35.679	35.743	274.1	1:18:33.632
12	2	1:49.615	35.160	37.983	36.472	244.9	25:14.942	36	2	1:45.234	34.205	35.489	35.540	276.2	1:20:18.866
13	2	1:53.916	34.901	37.695	41.320	233.8	27:08.858	37	2	1:44.903	33.959	35.416	35.528	273.4	1:22:03.769
14	2	2:36.917	52.518	49.070	55.329	138.3	29:45.775	38	2	1:45.029	33.963	35.513	35.553	272.7	1:23:48.798
15	2	2:32.209	48.245	55.951	48.013	160.2	32:17.984	39	2	1:44.813	33.891	35.374	35.548	274.1	1:25:33.611
16	2	1:50.970	35.736	36.582	38.652	257.8	34:08.954	40	2	1:44.826	33.757	35.546	35.523	276.2	1:27:18.437
17	2	2:15.926	36.314	43.841	55.771	191.5	36:24.880	41	2	1:44.644	33.908	35.294	35.442	273.4	1:29:03.081
18	2	3:38.492	55.131	1:14.488	1:28.873	144.0	40:03.372	42	2	1:44.642	33.949	35.293	35.400	268.7	1:30:47.723
19	2	2:33.124	46.970	50.498	55.656	140.8	42:36.496	43	2	1:44.556	33.834	35.256	35.466	273.4	1:32:32.279
20	2	1:48.574	35.813	36.312	36.449	262.1	44:25.070	44	2	1:44.968	33.904	35.426	35.638	273.4	1:34:17.247
21	2	1:46.189	34.271	36.078	35.840	277.6	46:11.259	45	2	1:45.051	34.144	35.332	35.575	274.8	1:36:02.298
22	2	1:46.176	34.175	35.832	36.169	277.6	47:57.435	46	2	1:44.635	33.833	35.346	35.456	274.1	1:37:46.933
23	2	1:45.692	34.281	35.837	35.574	276.9	49:43.127	47	2	1:45.047	33.859	35.604	35.584	276.9	1:39:31.980
24	2	1:45.552	34.179	35.751	35.622	275.5	51:28.679	48	2	1:44.542	33.807	35.288	35.447	274.1	1:41:16.522
25	2	1:45.437	34.108	35.835	35.494	276.9	53:14.116	49	2	1:45.166	34.205	35.418	35.543	271.4	1:43:01.688
26	2	1:52.521 B	34.121	35.716	42.684	276.9	55:06.637	50	2	1:44.933	33.828	35.690	35.415	276.2	1:44:46.621
23 United Autosports Ligier JS P320 - Nissan															
1. John SCHAUERMAN LMP3															
2. Wayne BOYD															
1	1	1:58.497	40.501	40.095	37.901	203.8	1:58.497	51	2	1:45.547	33.794	36.174	35.579	275.5	1:46:32.168
2	1	1:49.144	34.912	37.296	36.936	271.4	3:47.641	52	2	1:51.346 B	33.869	35.428	42.049	274.8	1:48:23.514
3	1	1:48.444	34.839	36.842	36.763	274.8	5:36.085	53	2	3:01.766	1:50.360	35.712	35.694	215.1	1:51:25.280
4	1	1:49.073	35.393	36.915	36.765	260.9	7:25.158	54	2	1:45.061	33.987	35.505	35.569	273.4	1:53:10.341
5	1	1:48.126	34.572	36.922	36.632	275.5	9:13.284	55	2	1:45.200	34.076	35.539	35.585	275.5	1:54:55.541
6	1	1:48.896	34.614	36.810	37.472	274.8	11:02.180	56	2	1:44.741	33.909	35.372	35.460	274.8	1:56:40.282
7	1	1:49.347	34.614	37.611	37.122	273.4	12:51.527	57	2	1:45.050	33.974	35.564	35.512	274.8	1:58:25.332
8	1	1:53.852	34.694	37.264	41.894	273.4	14:45.379	58	2	1:44.872	33.953	35.375	35.544	277.6	2:00:10.204
9	1	3:10.568	48.437	1:19.795	1:02.336	263.4	17:55.947	59	2	1:45.242	33.779	35.558	35.905	276.9	2:01:55.446
10	1	2:50.898	53.907	55.287	1:01.704	125.6	20:46.845	24 United Autosports Ligier JS P320 - Nissan							
11	1	2:30.955	47.090	51.203	52.662	201.5	23:17.800	1. Daniel SCHNEIDER LMP3							
12	1	1:51.367	35.743	38.654	36.970	251.2	25:09.167	2. Andrew MEYRICK							
13	1	1:53.715	35.315	36.918	41.482	252.3	27:02.882	1	1	1:54.126	38.039	38.245	37.842	232.3	1:54.126
14	1	2:36.743	54.674	47.896	54.173	122.4	29:39.625	2	1	1:48.834	35.325	36.775	36.734	252.9	3:42.960
15	1	2:35.506	49.974	55.754	49.778	185.9	32:15.131	3	1	1:47.917	35.161	36.295	36.461	262.8	5:30.877
16	1	2:19.209 B	35.301	37.572	1:06.336	264.1	34:34.340	4	1	1:47.509	34.716	36.413	36.380	272.7	7:18.386
17	1	3:21.393	1:55.354	40.990	45.049	196.0	37:55.733	5	1	1:47.211	34.663	36.255	36.293	272.7	9:05.597
18	1	2:26.570	36.063	38.890	1:11.617	268.0	40:22.303	6	1	1:47.070	34.621	36.180	36.269	273.4	10:52.667
19	1	2:27.698	52.038	45.194	50.466	142.9	42:50.001	7	1	1:47.235	34.609	36.164	36.462	274.8	12:39.902
20	1	1:55.084	38.035	38.207	38.842	247.1	44:45.085	8	1	1:51.437	34.486	36.098	40.853	276.9	14:31.339
21	1	1:51.869	34.991	37.775	39.103	268.0	46:36.954	9	1	3:19.246	57.186	1:18.803	1:03.257	179.7	17:50.585
22	1	1:50.455	35.091	37.373	37.991	270.7	48:27.409	10	1	2:51.101	53.925	54.033	1:03.143	136.4	20:41.686
23	1	1:58.395 B	35.020	37.138	46.237	275.5	50:25.804	11	1	2:32.533	46.164	49.894	56.475	182.4	23:14.219
24	2	3:47.455	2:33.802	37.190	36.463	210.5	54:13.259	12	1	1:48.256	35.095	36.315	36.846	259.0	25:02.475
25	2	1:48.644	34.555	36.989	37.100	267.3	56:01.903	13	1	1:55.149	35.070	36.446	43.633	257.8	26:57.624
								14	1	2:38.416	56.512	48.220	53.684		29:36.040
								15	1	2:36.371	50.826	54.372	51.173	131.4	32:12.411
								16	1	1:49.354	35.565	37.014	36.775	251.2	34:01.765



Michelin Le Mans Cup

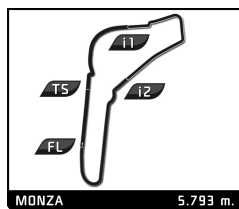
Monza Round

Race

Sector Analysis

Lap under Red Flag Invalidated Lap Personal Best Session Best Crossing the pit lane

Lap	D	Time	Sector 1	Sector 2	Sector 3	T. Spd	Elapsed	Lap	D	Time	Sector 1	Sector 2	Sector 3	T. Spd	Elapsed	
17	1	2:19.300	38.883	45.295	55.122	185.6	36:21.065	46	1	1:47.489	34.589	36.693	36.207	276.9	1:37:26.798	
18	1	3:37.821	55.512	1:14.391	1:27.918	161.4	39:58.886	47	1	1:46.375	33.954	36.499	35.922	279.8	1:39:13.173	
19	1	2:34.980	48.685	50.636	55.659	140.8	42:33.866	48	1	1:45.486	33.848	35.661	35.977	276.2	1:40:58.659	
20	1	1:54.393	35.203	36.842	42.348	262.8	44:28.259	49	1	1:46.253	34.370	35.917	35.966	278.4	1:42:44.912	
21	1	2:26.455 B	48.806	46.477	51.172	183.1	46:54.714	50	1	1:46.334	33.927	36.129	36.278	279.1	1:44:31.246	
26	Graff		Ligier JS P320 - Nissan													
	1. Matthias KAISER		LMP3													
		2. Rory PENTTINEN														
1	2	1:49.825	36.272	36.975	36.578	222.2	1:49.825	51	1	1:46.889	33.944	36.867	36.078	279.8	1:46:18.135	
2	2	1:47.264	34.657	36.171	36.436	270.7	3:37.089	52	1	1:46.265	34.104	36.074	36.087	276.9	1:48:04.400	
3	2	1:46.618	34.356	36.017	36.245	274.8	5:23.707	53	1	1:46.267	34.056	36.086	36.125	276.2	1:49:50.667	
4	2	1:46.256	34.221	36.053	35.982	274.8	7:09.963	54	1	1:52.503 B	34.199	36.190	42.114	273.4	1:51:43.170	
5	2	1:46.345	34.387	35.956	36.002	275.5	8:56.308	55	1	3:04.030	1:51.492	36.321	36.217	215.6	1:54:47.200	
6	2	1:46.286	34.240	35.821	36.225	276.9	10:42.594	56	1	1:46.377	34.280	36.065	36.032	276.2	1:56:33.577	
7	2	1:46.313	34.181	35.980	36.152	276.2	12:28.907	57	1	1:46.291	34.215	36.010	36.066	276.2	1:58:19.868	
8	2	1:46.445	34.212	35.729	36.504	276.9	14:15.352	58	1	1:46.075	34.051	35.970	36.054	277.6	2:00:05.943	
9	2	3:32.104	1:09.284	1:20.501	1:02.319		17:47.456	59	1	1:47.375	34.297	36.566	36.512	277.6	2:01:53.318	
27	MV2S Racing		Ligier JS P320 - Nissan													
	1. Christophe CRESP		LMP3													
		2. Fabien LAVERGNE														
1	1	1:59.018	40.021	39.156	39.841	208.1	1:59.018	1	1	1:59.018	40.021	39.156	39.841	208.1	1:59.018	
2	1	1:50.210	35.587	37.256	37.367	256.5	3:49.228	2	1	1:50.210	35.587	37.256	37.367	256.5	3:49.228	
3	1	1:49.074	34.909	37.282	36.883	270.7	5:38.302	3	1	1:49.074	34.909	37.282	36.883	270.7	5:38.302	
4	1	1:48.334	34.654	37.051	36.629	273.4	7:26.636	4	1	1:48.334	34.654	37.051	36.629	273.4	7:26.636	
5	1	1:48.160	34.448	36.797	36.915	275.5	9:14.796	5	1	1:48.160	34.448	36.797	36.915	275.5	9:14.796	
6	1	1:49.409	34.657	37.415	37.337	274.8	11:04.205	6	1	1:49.409	34.657	37.415	37.337	274.8	11:04.205	
7	1	1:48.450	34.578	36.984	36.888	272.7	12:52.655	7	1	1:48.450	34.578	36.984	36.888	272.7	12:52.655	
8	1	1:54.341	34.561	37.577	42.203	274.8	14:46.996	8	1	1:54.341	34.561	37.577	42.203	274.8	14:46.996	
9	1	3:10.385	48.108	1:19.510	1:02.767	217.3	17:57.381	9	1	3:10.385	48.108	1:19.510	1:02.767	217.3	17:57.381	
10	1	2:50.765	53.209	55.421	1:02.135	131.1	20:48.146	10	1	2:50.765	53.209	55.421	1:02.135	131.1	20:48.146	
11	1	2:30.913	47.171	50.280	53.462	167.4	23:19.059	11	1	2:30.913	47.171	50.280	53.462	167.4	23:19.059	
12	1	1:50.944	35.288	38.317	37.339	268.0	25:10.003	12	1	1:50.944	35.288	38.317	37.339	268.0	25:10.003	
13	1	1:53.657	35.032	37.079	41.546	262.1	27:03.660	13	1	1:53.657	35.032	37.079	41.546	262.1	27:03.660	
14	1	2:37.372	54.592	47.898	54.882	133.5	29:41.032	14	1	2:37.372	54.592	47.898	54.882	133.5	29:41.032	
15	1	2:34.626	49.361	55.790	49.475	158.4	32:15.658	15	1	2:34.626	49.361	55.790	49.475	158.4	32:15.658	
16	1	2:33.305 B	35.342	37.511	1:20.452	262.8	34:48.963	16	1	2:33.305 B	35.342	37.511	1:20.452	262.8	34:48.963	
17	1	5:54.996	4:30.142	39.373	45.481	208.1	40:43.959	17	1	5:54.996	4:30.142	39.373	45.481	208.1	40:43.959	
18	1	2:05.696	39.322	40.726	45.648	214.3	42:49.655	18	1	2:05.696	39.322	40.726	45.648	214.3	42:49.655	
19	1	1:52.503	35.470	38.541	38.492	252.3	44:42.158	19	1	1:52.503	35.470	38.541	38.492	252.3	44:42.158	
20	1	1:51.827	34.963	37.599	39.265	267.3	46:33.985	20	1	1:51.827	34.963	37.599	39.265	267.3	46:33.985	
21	1	1:50.303	34.751	38.155	37.397	260.9	48:24.288	21	1	1:50.303	34.751	38.155	37.397	260.9	48:24.288	
22	1	1:48.189	34.572	36.961	36.656	274.8	50:12.477	22	1	1:48.189	34.572	36.961	36.656	274.8	50:12.477	
23	1	1:48.812	34.826	36.523	37.463	275.5	52:01.289	23	1	1:48.812	34.826	36.523	37.463	275.5	52:01.289	
24	1	1:47.514	34.455	36.689	36.370	276.2	53:48.803	24	1	1:47.514	34.455	36.689	36.370	276.2	53:48.803	
25	1	1:55.818 B	34.910	36.872	44.036	252.9	55:44.621	25	1	1:55.818 B	34.910	36.872	44.036	252.9	55:44.621	
26	2	4:07.525 B	2:32.385	38.321	56.819	211.8	59:52.146	26	2	4:07.525 B	2:32.385	38.321	56.819	211.8	59:52.146	
27	2	3:39.978	2:23.120	37.243	39.615	211.4	1:03:32.124	27	2	3:39.978	2:23.120	37.243	39.615	211.4	1:03:32.124	
28	2	4:21.372	1:26.521	1:21.901	1:32.950		1:07:53.496	28	2	4:21.372	1:26.521	1:21.901	1:32.950		1:07:53.496	
29	2	3:54.305	1:26.655	1:21.904	1:05.746		1:11:47.801	29	2	3:54.305	1:26.655	1:21.904	1:05.746		1:11:47.801	
30	2	1:49.587	35.222	36.723	37.642	261.5	1:13:37.388	30	2	1:49.587	35.222	36.723	37.642	261.5	1:13:37.388	
31	2	1:47.378	34.762	36.234	36.382	268.7	1:15:24.766	31	2	1:47.378	34.762	36.234	36.382	268.7	1:15:24.766	
32	2	1:46.488	34.481	35.993	36.014	272.0	1:17:11.254	32	2	1:46.488	34.481	35.993	36.014	272.0	1:17:11.254	
33	2	1:46.069	34.135	35.843	36.091	273.4	1:18:57.323	33	2	1:46.069	34.135	35.843	36.091	273.4	1:18:57.323	
34	2	1:46.790	34.401	36.057	36.332	270.0	1:20:44.113	34	2	1:46.790	34.401	36.057	36.332	270.0	1:20:44.113	
35	2	1:45.966	34.174	35.847	35.945	274.1	1:22:30.079	35	2	1:45.966	34.174	35.847	35.945	274.1	1:22:30.079	
36	2	1:45.980	34.276	35.664	36.040	273.4	1:24:16.059	36	2	1:45.980	34.276	35.664	36.040	273.4	1:24:16.059	



Michelin Le Mans Cup

Monza Round

Race

Sector Analysis

Lap under Red Flag Invalidated Lap Personal Best Session Best B Crossing the pit lane

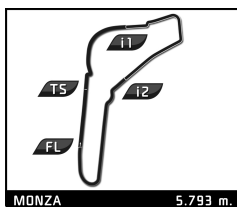
Lap	D	Time	Sector 1	Sector 2	Sector 3	T. Spd	Elapsed	Lap	D	Time	Sector 1	Sector 2	Sector 3	T. Spd	Elapsed
37	2	1:45.624	34.182	35.552	35.890	273.4	1:26:01.683	30	2	2:51.346	34.114	44.451	1:32.781	277.6	1:05:13.915
38	2	1:45.830	34.163	35.677	35.990	273.4	1:27:47.513	31	2	4:21.113	1:26.365	1:21.930	1:32.818		1:09:35.028
39	2	1:45.468	34.177	35.452	35.839	273.4	1:29:32.981	32	2	2:52.680	1:26.540	49.213	36.927		1:12:27.708
40	2	1:45.613	34.103	35.612	35.898	273.4	1:31:18.594	33	2	1:46.394	34.449	36.047	35.898	272.7	1:14:14.102
41	2	1:45.318	33.996	35.467	35.855	273.4	1:33:03.912	34	2	1:45.418	34.227	35.653	35.538	274.8	1:15:59.520
42	2	1:45.348	34.097	35.496	35.755	273.4	1:34:49.260	35	2	1:46.271	33.813	36.514	35.944	278.4	1:17:45.791
43	2	1:45.440	34.314	35.340	35.786	274.1	1:36:34.700	36	2	1:46.809	34.347	36.137	36.325	276.9	1:19:32.600
44	2	1:45.225	34.056	35.372	35.797	274.8	1:38:19.925	37	2	1:44.888	33.844	35.458	35.586	277.6	1:21:17.488
45	2	1:45.516	33.925	35.395	36.196	275.5	1:40:05.441	38	2	1:44.930	33.967	35.520	35.443	280.5	1:23:02.418
46	2	1:45.922	34.085	35.789	36.048	273.4	1:41:51.363	39	2	1:44.588	33.779	35.471	35.338	277.6	1:24:47.006
47	2	1:45.548	34.116	35.537	35.895	273.4	1:43:36.911	40	2	1:44.796	33.650	35.465	35.681	279.1	1:26:31.802
48	2	1:45.650	33.995	35.645	36.010	274.1	1:45:22.561	41	2	1:45.754	33.584	36.059	36.111	278.4	1:28:17.556
49	2	1:45.827	34.103	35.643	36.081	274.1	1:47:08.388	42	2	1:44.802	33.774	35.397	35.631	277.6	1:30:02.358
50	2	1:47.452	34.118	37.176	36.158	274.8	1:48:55.840	43	2	1:45.073	33.825	35.417	35.831	277.6	1:31:47.431
51	2	1:46.159	34.165	35.783	36.211	274.8	1:50:41.999	44	2	1:44.995	33.658	35.431	35.906	279.1	1:33:32.426
52	2	1:46.122	34.215	35.808	36.099	274.1	1:52:28.121	45	2	1:45.473	33.852	35.809	35.812	277.6	1:35:17.899
53	2	1:53.088 B	34.123	35.952	43.013	274.1	1:54:21.209	46	2	1:44.954	33.771	35.453	35.730	278.4	1:37:02.853
54	2	3:03.666	1:50.695	36.344	36.627	215.1	1:57:24.875	47	2	1:44.969	33.902	35.398	35.669	277.6	1:38:47.822
55	2	1:46.684	34.230	36.020	36.434	274.8	1:59:11.559	48	2	1:45.168	33.914	35.545	35.709	276.2	1:40:32.990
56	2	1:47.561	34.496	36.434	36.631	275.5	2:00:59.120	49	2	1:45.002	33.894	35.509	35.599	277.6	1:42:17.992
57	2	1:47.330	34.332	36.426	36.572	273.4	2:02:46.450	50	2	1:44.883	33.683	35.475	35.725	276.9	1:44:02.875

37 Cool Racing
 1. Nicolas MAULINI
 2. Edouard CAUHAUPE
 Ligier JS P320 - Nissan LMP3

1	1	1:47.261	34.674	36.380	36.207	232.3	1:47.261
2	1	1:46.807	34.506	36.338	35.963	270.0	3:34.068
3	1	1:46.110	34.315	35.870	35.925	273.4	5:20.178
4	1	1:46.192	34.270	36.040	35.882	274.8	7:06.370
5	1	1:46.413	34.438	35.967	36.008	272.7	8:52.783
6	1	1:45.776	34.239	35.663	35.874	276.9	10:38.559
7	1	1:45.809	34.138	35.753	35.918	277.6	12:24.368
8	1	1:47.535	34.179	35.722	37.634	277.6	14:11.903
9	1	3:34.480	1:10.521	1:21.422	1:02.537		17:46.383
10	1	2:50.993	54.458	53.794	1:02.741	127.1	20:37.376
11	1	2:33.779	45.227	51.368	57.184	184.0	23:11.155
12	1	1:46.709	34.575	36.045	36.089	271.4	24:57.864
13	1	1:56.746	34.784	35.847	46.115	251.7	26:54.610
14	1	2:37.390	55.619	48.937	52.834		29:32.000
15	1	2:37.818	52.100	53.459	52.259	152.1	32:09.818
16	1	1:46.271	34.358	36.001	35.912	270.0	33:56.089
17	1	2:18.449	42.072	45.126	51.251	167.4	36:14.538
18	1	3:40.876	57.786	1:15.204	1:27.886	145.4	39:55.414
19	1	2:36.573	48.469	50.953	57.151	164.9	42:31.987
20	1	1:47.894	34.831	36.455	36.608	272.7	44:19.881
21	1	1:46.726	34.416	36.275	36.035	274.1	46:06.607
22	1	1:45.985	34.106	35.988	35.891	276.2	47:52.592
23	1	1:45.892	34.114	35.741	36.037	278.4	49:38.484
24	1	1:52.648 B	34.162	35.807	42.679	276.2	51:31.132
25	2	3:47.938	2:33.697	37.419	36.822	209.3	55:19.070
26	2	1:46.505	34.321	36.220	35.964	273.4	57:05.575
27	2	1:46.834	34.118	36.921	35.795	276.9	58:52.409
28	2	1:45.143	33.972	35.610	35.561	276.2	1:00:37.552
29	2	1:45.017	33.842	35.582	35.593	276.2	1:02:22.569

50 Kessel Racing
 1. John HARTSHORNE
 2. Oliver HANCOCK
 Ferrari 488 GT3 GT3

1	1	2:06.634	44.710	41.669	40.255	161.4	2:06.634
2	1	1:56.454	36.274	40.364	39.816	253.5	4:03.088
3	1	1:54.792	35.713	39.118	39.961	266.0	5:57.880
4	1	1:54.883	35.478	39.374	40.031	270.0	7:52.763
5	1	1:53.712	35.456	38.782	39.474	270.0	9:46.475
6	1	1:55.113	35.389	39.032	40.692	270.7	11:41.588
7	1	1:53.840	35.350	38.877	39.613	269.3	13:35.428
8	1	2:16.779	35.878	41.344	59.557	269.3	15:52.207
9	1	3:06.387	1:05.025	1:07.094	54.268		18:58.594
10	1	2:03.133	38.856	40.095	44.182	204.5	21:01.727
11	1	2:26.712	45.023	47.883	53.806	155.2	23:28.439
12	1	1:54.984	36.599	39.264	39.121	225.9	25:23.423
13	1	1:57.726	36.097	40.712	40.917	243.8	27:21.149
14	1	2:31.825	45.276	50.612	55.937	195.7	29:52.974
15	1	2:31.819	48.152	54.441	49.226	176.2	32:24.793
16	1	2:07.582	35.771	41.175	50.636	264.7	34:32.375
17	1	2:08.757	40.750	40.080	47.927	220.9	36:41.132
18	1	3:36.669	52.171	1:14.252	1:30.246	216.0	40:17.801
19	1	2:24.595	48.994	47.186	48.415	137.4	42:42.396
20	1	1:55.057	36.096	39.171	39.790	265.4	44:37.453



Michelin Le Mans Cup

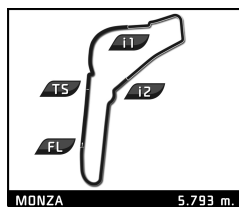
Monza Round

Race

MONZA 5.793 m. Sector Analysis

Lap under Red Flag Invalidated Lap Personal Best Session Best Crossing the pit lane

Lap	D	Time	Sector 1	Sector 2	Sector 3	T. Spd	Elapsed	Lap	D	Time	Sector 1	Sector 2	Sector 3	T. Spd	Elapsed
5	1	1:46.646	34.382	36.011	36.253	274.8	9:01.184	58	2	1:51.608 B	34.179	35.620	41.809	274.8	2:00:43.956
6	1	1:46.805	34.366	36.231	36.208	275.5	10:47.989	59	2	2:08.718	56.777	35.927	36.014	219.1	2:02:52.674
7	1	1:47.097	34.297	36.349	36.451	273.4	12:35.086	70 Optimum Motorsport McLaren 720S GT3 1. Brendan IRIBE 2. Oliver MILLROY							
8	1	1:49.404	34.381	36.012	39.011	274.1	14:24.490								
9	1	3:23.743	1:01.878	1:19.561	1:02.304	167.2	17:48.233	1	1	2:01.650	42.709	39.953	38.988	185.6	2:01.650
10	1	2:51.116	54.156	54.285	1:02.675	130.6	20:39.349	2	1	1:52.704	36.039	38.225	38.440	263.4	3:54.354
11	1	2:34.165	45.679	50.791	57.695	195.7	23:13.514	3	1	1:51.754	35.591	37.954	38.209	264.7	5:46.108
12	1	1:48.109	34.845	36.526	36.738	257.8	25:01.623	4	1	1:50.622	35.070	37.444	38.108	270.0	7:36.730
13	1	1:55.161	35.024	36.885	43.252	246.0	26:56.784	5	1	1:50.432	35.037	37.384	38.011	270.0	9:27.162
14	1	2:37.099	55.143	48.685	53.271		29:33.883	6	1	1:50.988	35.227	37.729	38.032	271.4	11:18.150
15	1	2:38.189	52.012	53.829	52.348	141.7	32:12.072	7	1	1:50.719	34.877	37.729	38.113	271.4	13:08.869
16	1	1:48.256	35.334	36.648	36.274	242.2	34:00.328	8	1	2:36.482	35.011	52.087	1:09.384	272.0	15:45.351
17	1	2:18.365	39.532	45.145	53.688	173.9	36:18.693	9	1	3:06.616	1:06.102	1:07.144	53.370		18:51.967
18	1	3:39.208	56.848	1:14.237	1:28.123	140.6	39:57.901	10	1	2:03.344	37.976	38.948	46.420	225.5	20:55.311
19	1	2:35.439	48.590	50.489	56.360	142.3	42:33.340	11	1	2:28.598	46.154	48.879	53.565	135.0	23:23.909
20	1	1:49.028	35.231	36.713	37.084	252.3	44:22.368	12	1	1:52.609	35.794	38.214	38.601	262.1	25:16.518
21	1	1:47.555	34.335	36.694	36.526	274.1	46:09.923	13	1	1:55.454	35.786	37.874	41.794	268.0	27:11.972
22	1	1:47.935	34.349	36.569	37.017	275.5	47:57.858	14	1	2:36.027	51.335	49.494	55.198	131.2	29:47.999
23	1	1:47.671	34.635	36.343	36.693	270.0	49:45.529	15	1	2:32.303	48.303	55.424	48.576	147.3	32:20.302
24	1	1:53.899 B	34.389	36.015	43.495	274.1	51:39.428	16	1	2:00.698	35.287	38.371	47.040	272.0	34:21.000
25	2	3:48.071	2:34.248	37.270	36.553	209.7	55:27.499	17	1	2:11.931	40.729	39.707	51.495	183.4	36:32.931
26	2	1:45.953	34.380	35.780	35.793	274.1	57:13.452	18	1	3:36.148	51.860	1:14.251	1:30.037	193.9	40:09.079
27	2	1:45.378	34.029	35.784	35.565	274.8	58:58.830	19	1	2:29.089	45.800	52.050	51.239	201.5	42:38.168
28	2	1:45.359	33.965	35.793	35.601	276.2	1:00:44.189	20	1	1:52.704	36.415	38.116	38.173	252.9	44:30.872
29	2	1:45.200	33.901	35.817	35.482	276.2	1:02:29.389	21	1	1:53.161	35.429	38.543	39.189	251.7	46:24.033
30	2	3:05.257	34.016	58.715	1:32.526	276.2	1:05:34.646	22	1	1:51.422	35.447	37.829	38.146	272.0	48:15.455
31	2	4:21.116	1:26.613	1:21.904	1:32.599		1:09:55.762	23	1	1:51.762	35.617	37.767	38.378	266.0	50:07.217
32	2	2:43.350	1:26.990	40.234	36.126		1:12:39.112	24	1	1:50.501	34.870	37.463	38.168	270.7	51:57.718
33	2	1:45.706	34.235	35.752	35.719	272.0	1:14:24.818	25	1	1:50.320	34.847	37.705	37.768	271.4	53:48.038
34	2	1:44.821	33.993	35.407	35.421	274.8	1:16:09.639	26	1	1:50.672	35.139	37.304	38.229	271.4	55:38.710
35	2	1:44.512	33.803	35.283	35.426	275.5	1:17:54.151	27	1	1:50.762	34.976	37.588	38.198	270.7	57:29.472
36	2	1:44.536	33.765	35.213	35.558	276.2	1:19:38.687	28	1	1:56.869 B	34.948	37.763	44.158	270.7	59:26.341
37	2	1:46.086	33.676	36.465	35.945	278.4	1:21:24.773	29	2	3:57.198	2:38.492	39.150	39.556	202.6	1:03:23.539
38	2	1:45.073	33.775	35.350	35.948	277.6	1:23:09.846	30	2	4:22.734	1:25.437	1:22.904	1:34.393		1:07:46.273
39	2	1:44.419	33.709	35.376	35.334	276.9	1:24:54.265	31	2	4:01.253	1:27.527	1:23.023	1:10.703		1:11:47.526
40	2	1:44.557	33.850	35.313	35.394	276.9	1:26:38.822	32	2	1:52.466	36.047	38.084	38.335	262.1	1:13:39.992
41	2	1:44.489	33.728	35.329	35.432	276.9	1:28:23.311	33	2	1:50.534	35.303	37.214	38.017	266.7	1:15:30.526
42	2	1:44.964	33.651	35.221	36.092	278.4	1:30:08.275	34	2	1:49.857	35.076	37.169	37.612	270.7	1:17:20.383
43	2	1:45.079	34.068	35.571	35.440	281.2	1:31:53.354	35	2	1:49.577	34.888	37.083	37.606	269.3	1:19:09.960
44	2	1:44.519	33.751	35.242	35.526	277.6	1:33:37.873	36	2	1:49.441	34.914	36.931	37.596	269.3	1:20:59.401
45	2	1:46.378	33.786	36.849	35.743	279.1	1:35:24.251	37	2	1:49.612	34.967	36.922	37.723	269.3	1:22:49.013
46	2	1:45.516	33.647	36.311	35.558	277.6	1:37:09.767	38	2	1:49.436	34.853	37.084	37.499	269.3	1:24:38.449
47	2	1:45.554	33.796	35.745	36.013	276.9	1:38:55.321	39	2	1:49.758	34.950	37.156	37.652	270.0	1:26:28.207
48	2	1:44.772	33.802	35.440	35.530	276.2	1:40:40.093	40	2	1:51.281	35.587	37.819	37.875	271.4	1:28:19.488
49	2	1:44.774	33.814	35.367	35.593	276.2	1:42:24.867	41	2	1:49.988	34.838	37.210	37.940	273.4	1:30:09.476
50	2	1:45.071	33.997	35.396	35.678	275.5	1:44:09.938	42	2	1:49.712	34.938	37.118	37.656	271.4	1:31:59.188
51	2	1:44.745	33.859	35.335	35.551	275.5	1:45:54.683	43	2	1:49.750	34.888	37.101	37.761	270.0	1:33:48.938
52	2	1:44.874	33.870	35.478	35.526	276.2	1:47:39.557	44	2	1:49.650	34.748	37.163	37.739	270.7	1:35:38.588
53	2	1:44.824	33.762	35.447	35.615	276.2	1:49:24.381	45	2	1:50.410	34.982	37.122	38.306	270.7	1:37:28.998
54	2	1:51.395 B	33.782	35.545	42.068	276.9	1:51:15.776	46	2	1:49.969	34.892	37.297	37.780	270.7	1:39:18.967
55	2	4:05.642	2:53.476	35.993	36.173	216.0	1:55:21.418	47	2	1:49.757	34.703	37.240	37.814	270.7	1:41:08.724
56	2	1:45.427	34.044	35.490	35.893	274.8	1:57:06.845	48	2	1:50.382	35.287	37.428	37.667	267.3	1:42:59.106
57	2	1:45.503	34.093	35.680	35.730	276.2	1:58:52.348								



Michelin Le Mans Cup

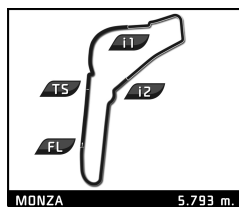
Monza Round

Race

MONZA 5.793 m. Sector Analysis

Lap under Red Flag Invalidated Lap Personal Best Session Best Crossing the pit lane

Lap	D	Time	Sector 1	Sector 2	Sector 3	T. Spd	Elapsed	Lap	D	Time	Sector 1	Sector 2	Sector 3	T. Spd	Elapsed
49	2	1:50.277	34.940	37.313	38.024	272.0	1:44:49.383	41	2	1:49.082	34.673	37.045	37.364	274.1	1:30:07.861
50	2	1:50.048	34.816	37.346	37.886	270.7	1:46:39.431	42	2	1:49.487	34.701	37.395	37.391	273.4	1:31:57.348
51	2	1:49.722	34.876	37.190	37.656	271.4	1:48:29.153	43	2	1:49.082	34.552	36.909	37.621	274.1	1:33:46.430
52	2	1:49.800	34.774	37.227	37.799	270.7	1:50:18.953	44	2	1:50.210	34.694	37.999	37.517	274.1	1:35:36.640
53	2	1:50.175	34.723	37.296	38.156	271.4	1:52:09.128	45	2	1:49.148	34.728	37.143	37.277	274.1	1:37:25.788
54	2	1:49.989	34.842	37.296	37.851	269.3	1:53:59.117	46	2	1:49.590	34.584	37.191	37.815	274.1	1:39:15.378
55	2	1:50.462	34.898	37.503	38.061	270.7	1:55:49.579	47	2	1:49.601	34.729	37.293	37.579	274.1	1:41:04.979
56	2	1:50.445	35.034	37.459	37.952	270.0	1:57:40.024	48	2	1:49.609	34.616	37.121	37.872	274.8	1:42:54.588
57	2	1:50.990	35.401	37.609	37.980	256.5	1:59:31.014	49	2	1:50.037	35.177	37.174	37.686	270.0	1:44:44.625
58	2	1:50.912	35.278	37.546	38.088	266.0	2:01:21.926	50	2	1:49.814	34.640	37.412	37.762	274.1	1:46:34.439
74 Kessel Racing Ferrari 488 GT3 1. Michael BRONISZEWSKI 2. David PEREL								51 2 1:49.185 34.602 37.143 37.440 274.8 1:48:23.624							
1	1	2:00.190	40.335	40.158	39.697	172.8	2:00.190	52	2	1:49.529	34.815	37.178	37.536	274.1	1:50:13.153
2	1	1:53.728	36.584	38.761	38.383	259.6	3:53.918	53	2	1:49.411	34.777	37.112	37.522	274.1	1:52:02.564
3	1	1:51.087	35.182	37.666	38.239	272.7	5:45.005	54	2	1:49.049	34.486	37.108	37.455	274.1	1:53:51.613
4	1	1:50.790	34.979	37.692	38.119	272.7	7:35.795	55	2	1:49.291	34.578	37.179	37.534	274.1	1:55:40.904
5	1	1:50.304	34.911	37.506	37.887	272.7	9:26.099	56	2	1:49.254	34.556	37.230	37.468	274.1	1:57:30.158
6	1	1:50.303	34.888	37.359	38.056	272.7	11:16.402	57	2	1:49.432	34.569	37.291	37.572	274.8	1:59:19.590
7	1	1:50.072	34.788	37.410	37.874	272.7	13:06.474	58	2	1:49.173	34.561	37.187	37.425	273.4	2:01:08.763
8	1	2:32.620	34.903	46.984	1:10.733	272.0	15:39.094	59	2	1:49.715	34.689	37.455	37.571	274.8	2:02:58.478
9	1	3:08.981	1:10.486	1:07.347	51.148		18:48.075	75 Idec Sport Ligier JS P320 - Nissan 1. Patrice LAFARGUE 2. Dimitri ENJALBERT							
10	1	2:04.745	38.061	39.489	47.195	236.3	20:52.820	1	1	1:55.921	39.561	39.273	37.087	172.0	1:55.921
11	1	2:29.378	45.996	49.833	53.549	168.0	23:22.198	2	1	1:48.804	35.705	36.775	36.324	245.5	3:44.725
12	1	1:51.830	35.496	38.113	38.221	270.7	25:14.028	3	1	1:47.404	34.900	36.496	36.008	268.0	5:32.129
13	1	1:54.611	35.116	37.827	41.668	271.4	27:08.639	4	1	1:47.238	35.026	36.146	36.066	249.4	7:19.367
14	1	2:36.784	52.519	48.478	55.787	147.5	29:45.423	5	1	1:46.988	34.675	36.203	36.110	268.0	9:06.355
15	1	2:32.474	48.126	55.865	48.483	176.2	32:17.897	6	1	1:47.244	34.965	36.251	36.028	274.8	10:53.599
16	1	2:01.039	35.807	38.327	46.905	269.3	34:18.936	7	1	1:46.909	34.614	36.120	36.175	266.0	12:40.508
17	1	2:09.929	38.485	40.095	51.349	204.9	36:28.865	8	1	5:11.677	34.357	3:33.242	1:04.078	268.7	17:52.185
18	1	3:36.910	52.492	1:14.737	1:29.681	233.3	40:05.775	9	1	2:50.329	53.737	54.336	1:02.256		20:42.514
19	1	2:31.252	45.833	51.776	53.643	221.8	42:37.027	10	1	2:33.168	46.276	51.142	55.750	157.2	23:15.682
20	1	1:52.798	36.105	38.335	38.358	264.1	44:29.825	11	1	1:48.027	34.857	36.792	36.378	264.7	25:03.709
21	1	1:57.936	B 35.163	38.552	44.221	273.4	46:27.761	12	1	1:55.269	34.957	36.627	43.685	253.5	26:58.978
22	1	2:10.560	54.623	38.032	37.905	213.0	48:38.321	13	1	2:38.051	56.158	48.167	53.726		29:37.029
23	1	1:51.257	35.607	37.559	38.091	274.8	50:29.578	14	1	2:36.562	50.893	55.834	49.835	154.7	32:13.591
24	1	1:50.082	34.691	37.506	37.885	274.8	52:19.660	77 Iron Lynx Ferrari 488 GT3 1. Claudio SCHIAVONI 2. Andrea PICCINI							
25	1	1:50.175	34.775	37.425	37.975	274.8	54:09.835	1	1	2:05.572	44.109	41.339	40.124	181.5	2:05.572
26	1	1:51.257	34.739	37.609	38.909	274.8	56:01.092	2	1	1:53.713	36.188	38.661	38.864	242.7	3:59.285
27	1	1:51.673	35.055	38.534	38.084	272.7	57:52.765	3	1	1:54.103	35.658	39.393	39.052	271.4	5:53.388
28	1	1:50.803	35.017	37.846	37.940	274.1	59:43.568	4	1	1:52.520	35.414	38.541	38.565	272.7	7:45.908
29	1	1:56.450	B 34.894	37.658	43.898	273.4	1:01:40.018	5	1	1:51.486	34.982	37.916	38.588	273.4	9:37.394
30	2	6:17.277	3:23.983	1:21.376	1:31.918		1:07:57.295	6	1	1:54.948	35.014	37.857	42.077	273.4	11:32.342
31	2	3:52.954	1:26.496	1:21.396	1:05.062		1:11:50.249	7	1	1:51.723	35.141	37.990	38.592	272.7	13:24.065
32	2	1:51.893	35.554	38.021	38.318	257.8	1:13:42.142	8	1	2:25.318	35.318	42.948	1:07.052	270.0	15:49.383
33	2	1:49.732	34.948	37.221	37.563	272.7	1:15:31.874	9	1	3:07.114	1:06.669	1:06.880	53.565		18:56.497
34	2	1:49.311	34.827	37.266	37.218	275.5	1:17:21.185	10	1	2:03.618	40.046	39.523	44.049	183.4	21:00.115
35	2	1:49.419	34.888	37.166	37.365	273.4	1:19:10.604	11	1	2:27.363	45.348	48.213	53.802	141.9	23:27.478
36	2	1:49.101	34.803	36.941	37.357	272.7	1:20:59.705	12	1	1:53.795	36.607	38.400	38.788	237.9	25:21.273
37	2	1:49.944	34.919	37.296	37.729	274.8	1:22:49.649	13	1	1:56.385	36.074	39.572	40.739	240.5	27:17.658
38	2	1:49.190	34.963	36.911	37.316	274.8	1:24:38.839	14	1	2:33.770	47.668	50.572	55.530	155.8	29:51.428
39	2	1:49.621	34.849	37.252	37.520	274.8	1:26:28.460								
40	2	1:50.319	35.011	37.433	37.875	276.2	1:28:18.779								



Michelin Le Mans Cup

Monza Round

Race

Sector Analysis

Lap under Red Flag Invalidated Lap Personal Best Session Best B Crossing the pit lane

Lap	D	Time	Sector 1	Sector 2	Sector 3	T. Spd	Elapsed	Lap	D	Time	Sector 1	Sector 2	Sector 3	T. Spd	Elapsed
15	1	2:31.248	48.478	54.724	48.046	151.3	32:22.676	7	1	1:48.175	34.711	36.334	37.130	270.7	12:48.971
16	1	2:04.394	35.588	39.041	49.765	239.5	34:27.070	8	1	1:52.244	34.573	36.660	41.011	274.1	14:41.215
17	1	2:08.655	38.337	40.346	49.972	182.7	36:35.725	9	1	3:13.910	50.485	1:20.544	1:02.881	203.8	17:55.125
18	1	3:36.011	53.303	1:14.124	1:28.584	181.5	40:11.736	10	1	2:50.856	53.460	55.427	1:01.969	154.9	20:45.981
19	1	2:27.991	47.383	51.901	48.707	160.0	42:39.727	11	1	2:31.383	46.299	52.089	52.995	204.5	23:17.364
20	1	1:54.521	36.503	38.867	39.151	243.2	44:34.248	12	1	1:58.278 B	35.679	37.564	45.035	246.6	25:15.642
21	1	1:53.381	35.863	38.238	39.280	262.1	46:27.629	13	1	2:12.170	54.815	38.165	39.190	211.4	27:27.812
22	1	1:51.641	35.026	38.154	38.461	274.1	48:19.270	14	1	2:27.662	40.835	51.027	55.800	192.9	29:55.474
23	1	1:51.200	34.746	37.875	38.579	275.5	50:10.470	15	1	2:29.483	47.406	54.350	47.727	201.1	32:24.957
24	1	1:51.746	34.771	37.931	39.044	274.1	52:02.216	16	1	2:03.090	35.734	37.350	50.006	250.0	34:28.047
25	1	1:52.167	35.289	37.704	39.174	273.4	53:54.383	17	1	2:09.166	38.189	41.184	49.793	204.5	36:37.213
26	1	2:11.491	52.441	39.632	39.418	273.4	56:05.874	18	1	3:36.745	53.513	1:14.324	1:28.908	223.6	40:13.958
27	1	1:59.494 B	35.088	38.285	46.121	272.7	58:05.368	19	1	2:26.086	46.741	51.236	48.109	157.9	42:40.044
28	2	3:55.497	2:36.471	39.836	39.190	196.7	1:02:00.865	20	1	1:54.271	36.886	38.840	38.545	237.4	44:34.315
29	2	2:31.287	35.229	37.708	1:18.350	268.0	1:04:32.152	21	1	1:50.246	35.049	37.507	37.690	266.0	46:24.561
30	2	4:19.920	1:26.246	1:21.465	1:32.209		1:08:52.072	22	1	1:50.843	35.074	37.838	37.931	253.5	48:15.404
31	2	3:22.158	1:26.811	1:15.143	40.204		1:12:14.230	23	1	1:48.469	34.592	36.669	37.208	270.7	50:03.873
32	2	1:50.896	35.365	37.489	38.042	269.3	1:14:05.126	24	1	1:57.338 B	34.829	37.959	44.550	259.0	52:01.211
33	2	1:49.380	34.789	36.985	37.606	272.7	1:15:54.506	25	2	3:50.128	2:33.577	39.414	37.137	208.9	55:51.339
34	2	1:49.108	34.949	36.783	37.376	272.0	1:17:43.614	26	2	1:47.168	34.567	36.491	36.110	271.4	57:38.507
35	2	1:49.196	34.840	36.902	37.454	273.4	1:19:32.810	27	2	1:46.709	34.400	36.323	35.986	273.4	59:25.216
36	2	1:49.310	34.916	36.921	37.473	272.0	1:21:22.120	28	2	1:46.748	34.492	36.439	35.817	272.0	1:01:11.964
37	2	1:49.003	34.679	36.742	37.582	272.0	1:23:11.123	29	2	1:46.219	34.227	36.135	35.857	271.4	1:02:58.183
38	2	1:48.969	34.654	36.877	37.438	274.8	1:25:00.092	30	2	3:36.416	44.806	1:20.361	1:31.249	271.4	1:06:34.599
39	2	1:48.770	34.553	36.930	37.287	272.0	1:26:48.862	31	2	4:17.767	1:25.300	1:20.735	1:31.732		1:10:52.366
40	2	1:49.825	34.826	37.026	37.973	272.0	1:28:38.687	32	2	2:12.664	59.641	36.673	36.350		1:13:05.030
41	2	1:49.577	34.583	37.103	37.891	274.1	1:30:28.264	33	2	1:46.115	34.347	35.865	35.903	267.3	1:14:51.145
42	2	1:48.968	34.597	36.898	37.473	272.7	1:32:17.232	34	2	1:45.493	34.190	35.598	35.705	272.0	1:16:36.638
43	2	1:48.880	34.629	36.904	37.347	273.4	1:34:06.112	35	2	1:44.942	34.102	35.426	35.414	269.3	1:18:21.580
44	2	1:50.075	34.720	37.616	37.739	272.7	1:35:56.187	36	2	1:44.740	33.985	35.288	35.467	272.0	1:20:06.320
45	2	1:49.450	34.843	37.045	37.562	272.7	1:37:45.637	37	2	1:44.724	33.990	35.384	35.350	270.7	1:21:51.044
46	2	1:50.148	34.679	37.950	37.519	273.4	1:39:35.785	38	2	1:45.347	34.355	35.459	35.533	272.0	1:23:36.391
47	2	1:49.029	34.543	37.044	37.442	273.4	1:41:24.814	39	2	1:44.947	34.084	35.408	35.455	272.0	1:25:21.338
48	2	1:49.092	34.691	36.998	37.403	272.7	1:43:13.906	40	2	1:44.849	33.991	35.325	35.533	271.4	1:27:06.187
49	2	1:48.896	34.555	36.875	37.466	273.4	1:45:02.802	41	2	1:44.873	34.080	35.295	35.498	272.0	1:28:51.060
50	2	1:50.667	35.379	37.576	37.712	272.0	1:46:53.469	42	2	1:45.279	34.242	35.363	35.674	272.7	1:30:36.339
51	2	1:49.543	34.578	36.977	37.988	272.7	1:48:43.012	43	2	1:45.199	34.142	35.446	35.611	274.8	1:32:21.538
52	2	1:50.065	34.583	37.900	37.582	273.4	1:50:33.077	44	2	1:45.128	34.076	35.423	35.629	272.7	1:34:06.666
53	2	1:49.158	34.593	37.025	37.540	274.1	1:52:22.235	45	2	1:45.935	34.267	35.868	35.800	270.7	1:35:52.601
54	2	1:49.853	34.796	37.331	37.726	272.0	1:54:12.088	46	2	1:45.338	34.171	35.405	35.762	272.7	1:37:37.939
55	2	1:49.908	34.778	37.475	37.655	275.5	1:56:01.996	47	2	1:45.480	34.081	35.441	35.958	272.7	1:39:23.419
56	2	1:48.808	34.517	36.911	37.380	274.1	1:57:50.804	48	2	1:45.621	34.189	35.553	35.879	272.7	1:41:09.040
57	2	1:48.867	34.538	36.997	37.332	273.4	1:59:39.671	49	2	1:45.582	34.250	35.489	35.843	271.4	1:42:54.622
58	2	1:49.120	34.622	37.082	37.416	273.4	2:01:28.791	50	2	1:45.893	34.388	35.555	35.950	268.7	1:44:40.515
59	2	1:45.303	34.112	35.427	35.764	272.7	1:46:25.818	51	2	1:45.303	34.112	35.427	35.764	272.7	1:46:25.818
52	2	1:45.639	34.223	35.531	35.885	273.4	1:48:11.457	52	2	1:45.639	34.223	35.531	35.885	273.4	1:48:11.457
53	2	1:47.037	34.381	36.189	36.467	272.7	1:49:58.494	53	2	1:47.037	34.381	36.189	36.467	272.7	1:49:58.494
54	2	1:52.841 B	34.816	35.607	42.418	271.4	1:51:51.335	54	2	1:52.841 B	34.816	35.607	42.418	271.4	1:51:51.335
55	2	3:00.899	1:49.402	35.715	35.782	214.7	1:54:52.234	55	2	3:00.899	1:49.402	35.715	35.782	214.7	1:54:52.234
56	2	1:45.624	34.162	35.577	35.885	272.0	1:56:37.858	56	2	1:45.624	34.162	35.577	35.885	272.0	1:56:37.858
57	2	1:45.581	34.207	35.537	35.837	272.7	1:58:23.439	57	2	1:45.581	34.207	35.537	35.837	272.7	1:58:23.439
58	2	1:45.325	34.111	35.450	35.764	273.4	2:00:08.764	58	2	1:45.325	34.111	35.450	35.764	273.4	2:00:08.764
59	2	1:46.458	34.136	35.637	36.685	273.4	2:01:55.222	59	2	1:46.458	34.136	35.637	36.685	273.4	2:01:55.222

98
Motorsport98
 1. Eric DE DONCKER
 2. Dino LUNARDI

 Ligier JS P320 - Nissan
 LMP3

1	1	1:57.576	39.267	40.274	38.035	198.5	1:57.576
2	1	1:49.224	35.034	37.240	36.950	267.3	3:46.800
3	1	1:48.916	34.846	36.655	37.415	269.3	5:35.716
4	1	1:48.800	35.244	36.666	36.890	251.2	7:24.516
5	1	1:47.962	34.608	36.631	36.723	276.2	9:12.478
6	1	1:48.318	34.683	36.657	36.978	271.4	11:00.796