

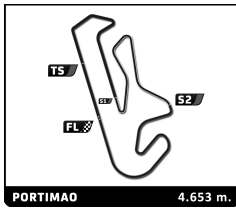
MLMC Collective Test Day

Portimao Round

Morning Test

Sector Analysis

Lap under Red Flag											Invalidated Lap	Personal Best	Session Best	B Crossing the pit lane									
Lap	D	Time	Sector 1	Sector 2	Sector 3	T. Spd	Elapsed	Lap	D	Time	Sector 1	Sector 2	Sector 3	T. Spd	Elapsed								
2		Pzoberer Zürichsee by TFT					Porsche 911 GT3 R																
		1.Nicolas LEUTWILER					GT3																
		2.Julien ANDLAUER																					
1	2	2:04.100	47.405	36.805	39.890		2:04.100	15	2	6:20.933 B	4:08.321	57.568	1:15.044		1:05:29.439								
2	2	1:46.617	33.236	33.240	40.141	259.6	3:50.717	16	2	5:07.414	3:57.505	32.368	37.541		1:10:36.853								
3	2	1:44.809	33.265	33.398	38.146	252.9	5:35.526	17	2	1:39.928	32.250	31.465	36.213	274.1	1:12:16.781								
4	2	1:43.724	32.517	33.050	38.157	262.8	7:19.250	18	2	1:43.335 B	30.844	31.318	41.173	274.1	1:14:00.116								
5	2	1:56.628 B	32.425	33.153	51.050	263.4	9:15.878	19	2	24:15.707	...	33.390	36.904		1:38:15.823								
6	2	12:35.931 B	...	1:02.789	1:16.244		21:51.809	20	2	1:39.247	31.249	31.604	36.394	282.7	1:39:55.070								
7	2	8:07.221	6:53.269	33.882	40.070		29:59.030	21	2	1:38.589	30.711	31.378	36.500	272.0	1:41:33.659								
8	2	1:47.350	32.535	33.063	41.752	262.1	31:46.380	22	2	1:44.609 B	30.952	31.146	42.511	276.2	1:43:18.268								
9	2	1:41.942	31.986	32.229	37.727	262.8	33:28.322	23	2	10:39.755	9:31.885	31.724	36.146		1:53:58.023								
10	2	2:35.997 B	32.257	47.983	1:15.757	264.7	36:04.319	24	2	2:07.286 B	31.328	31.517	1:04.441	272.0	1:56:05.309								
11	2	10:59.287	9:44.025	33.925	41.337		47:03.606								5		CD Sport		Ligier JS P320 - Nissan				
12	2	1:42.000	31.939	32.511	37.550	262.8	48:45.606										1.Nicholas ADCOCK		LMP3				
13	2	1:41.979	31.850	32.478	37.651	264.1	50:27.585										2.Michael JENSEN						
14	2	2:54.638 B	34.738	1:00.527	1:19.373	264.1	53:22.223	1	1	2:09.424	49.935	38.244	41.245		2:09.424								
15	1	5:00.349	3:45.040	35.648	39.661		58:22.572	2	1	1:48.531	34.886	34.944	38.701	254.7	3:57.955								
16	1	1:48.355	34.204	33.903	40.248	260.2	1:00:10.927	3	1	1:43.974	33.025	33.436	37.513	260.9	5:41.929								
17	1	1:49.321	35.509	35.282	38.530	260.2	1:02:00.248	4	1	1:42.581	32.388	32.946	37.247	264.1	7:24.510								
18	1	1:54.370 B	33.564	33.229	47.577	260.9	1:03:54.618	5	1	1:44.213	33.847	33.050	37.316	262.8	9:08.723								
19	1	6:50.140	5:38.736	33.044	38.360		1:10:44.758	6	1	1:41.815	31.940	32.759	37.116	264.1	10:50.538								
20	1	1:44.532	32.847	33.005	38.680	261.5	1:12:29.290	7	1	1:41.113	31.677	32.458	36.978	267.3	12:31.651								
21	1	1:54.706	33.302	34.495	46.909	259.0	1:14:23.996	8	1	1:41.105	31.786	32.515	36.804	266.7	14:12.756								
22	1	1:44.526	33.009	33.243	38.274	263.4	1:16:08.522	9	1	1:52.012 B	31.781	32.520	47.711	266.0	16:04.768								
23	1	1:44.961	33.544	33.280	38.137	262.8	1:17:53.483	10	1	14:20.640	...	33.957	38.413		30:25.408								
24	1	1:43.348	32.819	32.686	37.843	263.4	1:19:36.831	11	1	1:41.914	32.368	32.665	36.881	262.8	32:07.322								
25	1	1:44.163	33.174	32.859	38.130	262.8	1:21:20.994	12	1	1:40.823	31.483	32.599	36.741	264.1	33:48.145								
26	1	1:52.443 B	33.009	33.541	45.893	262.8	1:23:13.437	13	1	2:51.948 B	31.835	1:02.421	1:17.692	266.0	36:40.093								
27	1	14:25.008	...	35.394	40.547		1:37:38.445	14	2	10:55.780	9:27.178	43.126	45.476		47:35.873								
28	1	1:45.082	33.778	32.878	38.426	258.4	1:39:23.527	15	2	1:59.260	36.501	39.019	43.740	250.0	49:35.133								
29	1	1:45.083	35.087	32.350	37.646	258.4	1:41:08.610	16	2	2:39.536 B	35.021	41.135	1:23.380	257.1	52:14.669								
30	1	1:42.364	32.622	32.144	37.598	261.5	1:42:50.974	17	2	4:25.246	3:04.327	39.483	41.436		56:39.915								
31	1	1:42.793	32.401	32.500	37.892	261.5	1:44:33.767	18	2	1:51.960	34.791	35.814	41.355	259.6	58:31.875								
32	1	1:44.218	32.909	33.002	38.307	259.6	1:46:17.985	19	2	1:49.119	33.685	35.191	40.243	260.2	1:00:20.994								
33	1	1:52.398 B	34.994	32.503	44.901	260.9	1:48:10.383	20	2	1:48.198	33.183	35.719	39.296	260.9	1:02:09.192								
3		DKR Engineering					Duqueine M30 - D08 - Nissan																
		1.Jean GLORIEUX					LMP3																
		2.Laurents HERR																					
1	2	2:28.344	1:18.197	32.877	37.270		2:28.344	21	2	2:26.722 B	33.122	35.080	1:18.520	262.8	1:04:35.914								
2	2	1:41.750	31.916	32.238	37.596	269.3	4:10.094	22	2	6:03.612	4:39.109	38.885	45.618		1:10:39.526								
3	2	1:40.355	31.865	32.245	36.245	271.4	5:50.449	23	2	1:47.563	33.475	35.224	38.864	262.8	1:12:27.089								
4	2	1:41.368	31.557	32.996	36.815	274.8	7:31.817	24	2	1:54.966	34.689	36.466	43.811	254.7	1:14:22.055								
5	2	1:39.247	31.279	31.562	36.406	274.8	9:11.064	25	2	1:47.796	33.908	35.818	38.070	260.9	1:16:09.851								
6	2	1:49.676 B	30.956	32.092	46.628	278.4	11:00.740	26	2	1:45.525	33.101	34.325	38.099	265.4	1:17:55.376								
7	2	23:05.659	...	33.847	39.441		34:06.399	27	2	1:43.397	32.406	33.456	37.535	266.0	1:19:38.773								
8	2	3:06.890 B	46.009	1:02.912	1:17.969	272.0	37:13.289	28	2	1:45.983	33.955	34.082	37.946	268.0	1:21:24.756								
9	2	11:13.267	...	33.272	37.224		48:26.556	29	2	1:44.956	31.795	34.113	39.048	266.7	1:23:09.712								
10	2	1:39.891	31.287	32.035	36.569	274.1	50:06.447	30	2	1:44.659	32.946	33.782	37.931	260.9	1:24:54.371								
11	2	2:32.881 B	30.719	47.244	1:14.918	276.2	52:39.328	31	2	1:45.411	32.280	33.540	39.591	264.1	1:26:39.782								
12	2	3:03.459	1:55.391	31.634	36.434		55:42.787	32	2	2:27.608 B	32.611	34.729	1:20.268	253.5	1:29:07.390								
13	2	1:38.118	30.669	31.259	36.190	274.8	57:20.905	33	2	5:02.661 B					1:34:10.051								
14	2	1:47.601 B	31.561	32.807	43.233	279.1	59:08.506	34	2	3:06.374	1:50.480	35.395	40.499		1:37:16.425								
																35	2	1:44.206	32.624	33.707	37.875	259.6	1:39:00.631
																36	2	1:43.280	31.921	33.727	37.632	262.1	1:40:43.911
																37	2	1:42.347	31.643	32.878	37.826	266.7	1:42:26.258
																38	2	1:51.652 B	31.605	33.044	47.003	266.0	1:44:17.910
																39	1	3:49.893	2:36.107	33.566	40.220		1:48:07.803
																40	1	1:40.527	31.432	32.251	36.844	262.8	1:49:48.330



MLMC Collective Test Day

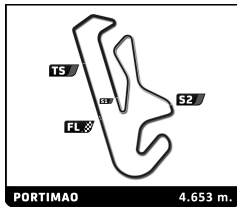
Portimao Round

Morning Test

Sector Analysis

Lap under Red Flag Invalidated Lap Personal Best Session Best Crossing the pit lane

Lap	D	Time	Sector 1	Sector 2	Sector 3	T. Spd	Elapsed	Lap	D	Time	Sector 1	Sector 2	Sector 3	T. Spd	Elapsed			
41	1	1:40.273	31.383	32.292	36.598	265.4	1:51:28.603	7	Nielsen Racing						Duqueine M30 - D08 - Nissan			
42	1	1:40.025	31.389	32.162	36.474	264.7	1:53:08.628		1.Anthony WELLS						LMP3			
43	1	1:41.470	31.581	32.578	37.311	265.4	1:54:50.098		2.Colin NOBLE									
44	1	2:55.580 B	36.937	1:02.397	1:16.246	264.7	1:57:45.678											
6	CD Sport							Ligier JS P320 - Nissan										
	1.Jacques WOLFF							LMP3										
	2.Joffrey DE NARDA																	
	1	1	2:18.917	55.869	40.412	42.636		2:18.917	1	1	4:44.711	3:31.924	34.282	38.505		4:44.711		
	2	1	1:52.477	34.784	36.121	41.572	251.2	4:11.394	2	1	1:43.736	32.604	33.538	37.594	266.7	6:28.447		
	3	1	1:51.087	34.719	37.404	38.964	253.5	6:02.481	3	1	1:43.064	32.217	33.310	37.537	270.0	8:11.511		
	4	1	1:47.585	33.050	34.441	40.094	258.4	7:50.066	4	1	1:41.629	31.969	32.597	37.063	272.0	9:53.140		
	5	1	1:45.262	32.707	34.707	37.848	261.5	9:35.328	5	1	1:41.483	31.825	32.680	36.978	274.1	11:34.623		
	6	1	1:43.288	32.596	33.434	37.258	260.9	11:18.616	6	1	1:41.037	31.736	32.007	37.294	273.4	13:15.660		
	7	1	1:42.942	32.167	33.284	37.491	261.5	13:01.558	7	1	1:40.406	31.551	32.291	36.564	273.4	14:56.066		
	8	1	1:42.832	32.162	33.061	37.609	261.5	14:44.390	8	1	1:40.091	31.355	31.946	36.790	274.8	16:36.157		
	9	1	1:42.520	32.453	33.032	37.035	259.6	16:26.910	9	1	1:41.867	31.536	32.628	37.703	275.5	18:18.024		
	10	1	1:41.868	31.721	32.949	37.198	262.8	18:08.778	10	1	2:37.361 B	31.708	48.124	1:17.529	274.1	20:55.385		
	11	1	1:51.258 B	32.084	33.088	46.086	263.4	20:00.036	11	1	48:11.327 B					1:09:06.712		
	12	2	12:11.135	...	33.922	37.747		32:11.171	12	2	2:07.024	56.936	33.267	36.821		1:11:13.736		
	13	2	1:41.943	32.291	32.539	37.113	259.0	33:53.114	13	2	1:48.238 B	32.009	31.916	44.313	272.7	1:13:01.974		
	14	2	2:50.181 B	32.101	1:00.048	1:18.032	260.9	36:43.295	14	2	3:01.802	1:50.395	31.790	39.617		1:16:03.776		
	15	2	10:40.193	9:28.986	33.800	37.407		47:23.488	15	2	1:40.249	32.263	31.787	36.199	257.1	1:17:44.025		
	16	2	1:40.020	31.452	31.854	36.714	259.0	49:03.508	16	2	1:39.032	30.950	31.674	36.408	276.9	1:19:23.057		
	17	2	1:40.795	31.795	31.638	37.362	264.7	50:44.303	17	2	1:40.101	30.756	32.982	36.363	276.2	1:21:03.158		
	18	2	3:14.638 B	57.699	1:00.110	1:16.829	162.4	53:58.941	18	2	1:39.876	30.776	32.272	36.828	276.2	1:22:43.034		
	19	2	2:03.129	54.623	32.027	36.479		56:02.070	19	2	1:38.537	30.734	31.567	36.236	275.5	1:24:21.571		
	20	2	1:40.497	31.326	31.969	37.202	264.1	57:42.567	20	2	1:38.371	30.775	31.409	36.187	276.2	1:25:59.942		
	21	2	1:49.645 B	33.636	32.640	43.369	264.1	59:32.212	21	2	1:48.467 B	31.330	32.118	45.019	275.5	1:27:48.409		
	22	2	4:10.826 B	2:51.850	33.463	45.513		1:03:43.038	22	1	9:16.444	8:04.719	33.652	38.073		1:37:04.853		
	23	2	7:05.780	5:56.824	32.310	36.646		1:10:48.818	23	1	1:48.697 B	31.959	32.128	44.610	270.0	1:38:53.550		
24	2	1:40.271	31.496	31.948	36.827	264.1	1:12:29.089	24	1	4:26.362	3:12.488	34.454	39.420		1:43:19.912			
25	2	1:42.434	32.374	33.709	36.351	261.5	1:14:11.523	25	1	1:41.263	31.888	32.325	37.050	269.3	1:45:01.175			
26	2	1:39.685	31.818	31.742	36.125	263.4	1:15:51.208	26	1	1:39.174	31.214	31.719	36.241	270.7	1:46:40.349			
27	2	1:39.014	31.045	31.579	36.390	264.1	1:17:30.222	27	1	1:38.931	31.080	31.696	36.155	275.5	1:48:19.280			
28	2	1:40.400	31.298	32.111	36.991	266.0	1:19:10.622	28	1	1:39.044	31.182	31.492	36.370	274.8	1:49:58.324			
29	2	1:38.811	30.929	31.526	36.356	264.1	1:20:49.433	29	1	1:39.201	31.374	31.618	36.209	274.8	1:51:37.525			
30	2	1:39.311	31.477	31.720	36.114	268.7	1:22:28.744	30	1	1:39.119	31.138	31.452	36.529	276.2	1:53:16.644			
31	2	1:38.493	30.945	31.439	36.109	266.0	1:24:07.237	31	1	1:39.043	31.168	31.607	36.268	275.5	1:54:55.687			
32	2	1:45.233 B	31.079	31.481	42.673	266.0	1:25:52.470	32	1	2:56.482 B	33.757	1:04.977	1:17.748	276.2	1:57:52.169			
33	2	9:22.067 B					1:35:14.537	8	Iron Lynx						Ferrari 488 GT3			
34	1	2:16.724	1:03.289	34.983	38.452		1:37:31.261		1.Giacomo PICCINI						GT3			
35	1	1:43.849	33.238	32.978	37.633	262.8	1:39:15.110		2.Rino MASTRONARDI									
36	1	1:42.843	32.270	32.353	38.220	257.1	1:40:57.953		1	1	2:35.550 B	1:03.919	39.723	51.908		2:35.550		
37	1	1:41.427	31.952	32.154	37.321	262.8	1:42:39.380		2	1	4:59.046	3:46.109	34.157	38.780		7:34.596		
38	1	1:42.145	31.995	32.694	37.456	264.1	1:44:21.525		3	1	1:43.144	32.420	32.830	37.894	262.1	9:17.740		
39	1	1:41.525	31.956	32.438	37.131	263.4	1:46:03.050		4	1	1:41.928	31.910	32.208	37.810	264.7	10:59.668		
40	1	1:41.149	31.660	32.257	37.232	264.1	1:47:44.199		5	1	1:42.084	31.998	32.316	37.770	264.1	12:41.752		
41	1	1:40.946	31.453	32.595	36.898	264.1	1:49:25.145		6	1	1:41.666	31.723	32.038	37.905	264.7	14:23.418		
42	1	1:40.618	31.650	32.063	36.905	264.7	1:51:05.763		7	1	1:54.108 B	32.167	35.216	46.725	264.7	16:17.526		
43	1	1:42.235	32.751	32.476	37.008	264.7	1:52:47.998		8	1	13:49.430	...	33.063	44.277		30:06.956		
44	1	1:41.183	31.543	32.369	37.271	264.7	1:54:29.181		9	1	1:52.434	31.818	36.798	43.818	262.8	31:59.390		
45	1	2:36.067 B	32.273	47.357	1:16.437	265.4	1:57:05.248		10	1	1:41.440	31.742	32.049	37.649	263.4	33:40.830		
								11	1	2:49.226 B	34.273	58.674	1:16.279	266.0	36:30.056			
								12	1	10:40.262	9:26.187	33.565	40.510		47:10.318			
								13	1	1:41.467	31.746	31.840	37.881	262.8	48:51.785			
								14	1	1:46.601	31.681	33.408	41.512	264.7	50:38.386			
								15	1	2:55.644 B	37.932	54.593	1:23.119	254.7	53:34.030			



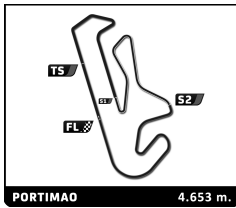
MLMC Collective Test Day

Portimao Round

Morning Test

Sector Analysis

Lap under Red Flag											Invalidated Lap	Personal Best	Session Best	B Crossing the pit lane	
Lap	D	Time	Sector 1	Sector 2	Sector 3	T. Spd	Elapsed	Lap	D	Time	Sector 1	Sector 2	Sector 3	T. Spd	Elapsed
16	1	3:44.980	2:33.664	33.150	38.166		57:19.010	26	2	1:38.557	30.753	31.499	36.305	270.7	1:19:40.357
17	1	1:41.328	31.912	31.854	37.562	265.4	59:00.338	27	2	1:49.837 B	31.432	33.666	44.739	273.4	1:21:30.194
18	1	1:41.263	31.645	31.992	37.626	266.7	1:00:41.601	28	1	6:53.550 B	5:28.453	33.402	51.695		1:28:23.744
19	1	1:58.361 B	34.630	34.817	48.914	267.3	1:02:39.962	29	1	8:39.879	7:26.215	33.902	39.762		1:37:03.623
20	1	7:46.159	6:33.169	34.770	38.220		1:10:26.121	30	1	1:42.067	32.239	32.339	37.489	260.9	1:38:45.690
21	1	1:41.737	31.929	32.240	37.568	262.1	1:12:07.858	31	1	1:52.991	31.440	43.526	38.025	266.7	1:40:38.681
22	1	1:50.887	32.858	32.810	45.219	264.1	1:13:58.745	32	1	1:41.232	31.660	32.357	37.215	269.3	1:42:19.913
23	1	1:41.281	31.760	32.142	37.379	262.8	1:15:40.026	33	1	1:42.636	32.882	32.644	37.110	268.0	1:44:02.549
24	1	1:43.314	31.878	32.585	38.851	264.7	1:17:23.340	34	1	1:40.805	31.646	32.475	36.684	266.7	1:45:43.354
25	1	1:42.768	31.740	32.683	38.345	264.7	1:19:06.108	35	1	1:42.621	31.704	32.625	38.292	266.0	1:47:25.975
26	1	1:41.996	31.857	32.329	37.810	264.1	1:20:48.104	36	1	1:40.969	31.624	32.534	36.811	265.4	1:49:06.944
27	1	1:47.513	34.090	34.207	39.216	264.1	1:22:35.617	37	1	1:41.528	31.475	33.322	36.731	268.7	1:50:48.472
28	1	1:51.981 B	32.379	33.189	46.413	262.8	1:24:27.598	38	1	1:42.580	31.955	32.676	37.949	269.3	1:52:31.052
29	2	12:51.976	...	34.845	45.883		1:37:19.574	39	1	1:40.855	31.602	32.505	36.748	268.7	1:54:11.907
30	2	1:42.956	32.454	32.559	37.943	261.5	1:39:02.530	40	1	2:27.589 B	31.892	34.844	1:20.853	268.0	1:56:39.496
31	2	1:43.017	32.622	32.451	37.944	263.4	1:40:45.547	12 Team Virage Ligier JS P320 - Nissan LMP3							
32	2	1:42.267	32.188	32.261	37.818	264.1	1:42:27.814	1. Alessandro GHIRETTI							
33	2	1:42.721	31.996	32.810	37.915	264.7	1:44:10.535	2. Miguel CRISTÓVÃO							
34	2	1:41.871	31.936	32.196	37.739	263.4	1:45:52.406	1	1	2:15.764	55.372	37.955	42.437		2:15.764
35	2	1:42.336	31.939	32.418	37.979	266.0	1:47:34.742	2	1	1:45.912	34.216	33.711	37.985	257.8	4:01.676
36	2	1:42.714	32.678	32.276	37.760	264.1	1:49:17.456	3	1	1:42.690	33.475	32.470	36.745	262.1	5:44.366
37	2	1:42.339	32.224	32.440	37.675	263.4	1:50:59.795	4	1	1:40.554	32.184	31.926	36.444	266.0	7:24.920
38	2	1:43.173	33.022	32.441	37.710	261.5	1:52:42.968	5	1	1:41.465	32.347	31.973	37.145	268.7	9:06.385
39	2	1:41.778	32.027	32.051	37.700	262.8	1:54:24.746	6	1	1:39.262	31.375	31.700	36.187	268.0	10:45.647
40	2	2:36.149 B	31.873	46.824	1:17.452	263.4	1:57:00.895	7	1	1:38.896	31.192	31.505	36.199	270.7	12:24.543
10 Nielsen Racing Duqueine M30 - D08 - Nissan LMP3							8	1	1:38.797	30.975	31.641	36.181	268.0	14:03.340	
1. Rob HODES							9	1	1:38.251	31.023	31.280	35.948	268.0	15:41.591	
2. Garrett GRIST							10	1	1:38.250	30.919	31.284	36.047	268.7	17:19.841	
1	1	6:09.107	4:44.150	42.473	42.484		6:09.107	11	1	1:38.201	30.788	31.261	36.152	267.3	18:58.042
2	1	1:50.737	33.657	37.733	39.347	250.0	7:59.844	12	1	2:58.483 B	38.331	1:01.285	1:18.867	269.3	21:56.525
3	1	1:44.146	32.781	33.305	38.060	264.1	9:43.990	13	1	7:56.698	6:43.062	34.446	39.190		29:53.223
4	1	1:42.020	32.120	32.775	37.125	262.8	11:26.010	14	1	1:40.271	32.044	32.401	35.826	268.0	31:33.494
5	1	1:41.540	31.838	32.742	36.960	268.0	13:07.550	15	1	1:37.643	30.827	31.131	35.685	267.3	33:11.137
6	1	1:41.886	31.871	32.865	37.150	268.0	14:49.436	16	1	1:50.777 B	30.665	31.208	48.904	268.0	35:01.914
7	1	1:42.144	31.776	32.692	37.676	259.6	16:31.580	17	2	12:52.469	...	38.688	38.696		47:54.383
8	1	1:41.653	31.886	32.606	37.161	267.3	18:13.233	18	2	1:44.213	32.927	33.221	38.065	260.9	49:38.596
9	1	2:24.054 B	31.514	34.974	1:17.566	277.6	20:37.287	19	2	1:52.116 B	32.313	33.310	46.493	263.4	51:30.712
10	1	10:02.479	8:48.640	34.956	38.883		30:39.766	20	2	4:29.291	3:19.784	32.574	36.933		56:00.003
11	1	1:43.804	32.261	33.503	38.040	264.7	32:23.570	21	2	1:40.570	31.695	32.531	36.344	264.1	57:40.573
12	1	1:41.862	31.913	32.688	37.261	254.1	34:05.432	22	2	1:40.376	31.592	31.767	37.017	266.7	59:20.949
13	1	2:41.329 B	31.626	50.621	1:19.082	267.3	36:46.761	23	2	1:39.679	31.249	31.818	36.612	266.7	1:01:00.628
14	1	10:09.956	8:57.744	34.316	37.896		46:56.717	24	2	2:08.664	54.282	34.827	39.555	266.7	1:03:09.292
15	1	1:41.907	31.623	32.495	37.789	265.4	48:38.624	25	2	3:03.051 B	46.585	1:00.705	1:15.761	266.0	1:06:12.343
16	1	1:41.803	31.744	32.823	37.236	268.7	50:20.427	26	2	9:30.423 B					1:15:42.766
17	1	2:53.399 B	32.873	1:02.649	1:17.877	266.7	53:13.826	27	2	2:26.739	1:01.310	42.761	42.668		1:18:09.505
18	2	5:46.771	4:37.920	32.340	36.511		59:00.597	28	2	1:40.369	31.956	32.049	36.364	260.9	1:19:49.874
19	2	1:47.310	31.830	37.867	37.613	275.5	1:00:47.907	29	2	1:40.249	31.690	32.060	36.499	266.0	1:21:30.123
20	2	1:40.860	31.121	32.588	37.151	271.4	1:02:28.767	30	2	1:39.881	31.305	31.913	36.663	266.0	1:23:10.004
21	2	2:25.230 B	31.081	33.930	1:20.219	268.0	1:04:53.997	31	2	1:39.495	31.511	31.783	36.201	268.0	1:24:49.499
22	2	7:42.496	6:33.225	32.124	37.147		1:12:36.493	32	2	1:41.292	32.087	31.936	37.269	266.0	1:26:30.791
23	2	1:44.112	31.343	32.061	40.708	266.0	1:14:20.605	33	2	1:55.358 B	30.920	31.767	52.671	266.0	1:28:26.149
24	2	1:58.855	37.533	43.737	37.585	265.4	1:16:19.460	34	2	8:33.832	7:21.941	34.054	37.837		1:36:59.981
25	2	1:42.340	30.954	32.920	38.466	268.7	1:18:01.800	35	2	1:39.341	31.198	31.884	36.259	264.7	1:38:39.322



MLMC Collective Test Day

Portimao Round

Morning Test

Sector Analysis

PORTIMAO 4.653 m.

Lap under Red Flag Invalidated Lap Personal Best Session Best B Crossing the pit lane

Lap	D	Time	Sector 1	Sector 2	Sector 3	T. Spd	Elapsed	Lap	D	Time	Sector 1	Sector 2	Sector 3	T. Spd	Elapsed
36	2	1:39.279	31.021	31.915	36.343	268.0	1:40:18.601	3	1	1:44.965	35.220	32.731	37.014	260.9	5:47.432
37	2	1:39.553	31.106	32.141	36.306	268.7	1:41:58.154	4	1	1:41.244	31.829	32.152	37.263	264.7	7:28.676
38	2	1:39.104	31.346	31.661	36.097	270.7	1:43:37.258	5	1	2:07.787 B	36.738	38.692	52.357	232.8	9:36.463
39	2	1:39.156	31.034	31.877	36.245	270.0	1:45:16.414	6	1	4:59.357	3:48.555	33.807	36.995		14:35.820
40	2	1:38.758	31.003	31.699	36.056	270.0	1:46:55.172	7	1	1:39.348	31.401	31.585	36.362	264.7	16:15.168
41	2	1:48.619 B	32.736	35.042	40.841	270.0	1:48:43.791	8	1	1:40.177	31.195	32.307	36.675	268.0	17:55.345
42	1	4:08.621	2:57.254	33.753	37.614		1:52:52.412	9	1	1:57.091 B	31.126	31.907	54.058	268.7	19:52.436
43	1	1:39.107	31.429	31.677	36.001	266.0	1:54:31.519	10	1	10:03.335	8:52.013	33.903	37.419		29:55.771
44	1	2:35.125 B	30.654	48.316	1:16.155	268.7	1:57:06.644	11	1	1:40.481	31.507	32.311	36.663	265.4	31:36.252

19 Team Virage
1. Tom CLOET
Ligier JS P320 - Nissan
LMP3

1	1	18:43.034	...	37.080	42.780		18:43.034
2	1	3:05.567 B	47.390	1:01.305	1:16.872	245.5	21:48.601
3	1	8:09.432	6:54.995	34.522	39.915		29:58.033
4	1	1:44.676	32.963	33.228	38.485	255.9	31:42.709
5	1	1:44.374	32.363	34.152	37.859	256.5	33:27.083
6	1	2:31.040 B	32.415	33.551	1:25.074	259.0	35:58.123
7	1	11:02.029	9:49.125	34.389	38.515		47:00.152
8	1	1:43.942	32.465	33.707	37.770	258.4	48:44.094
9	1	1:42.010	31.994	33.097	36.919	260.9	50:26.104
10	1	2:55.054 B	34.179	1:00.173	1:20.702	262.1	53:21.158
11	1	3:13.989	2:03.177	33.417	37.395		56:35.147
12	1	1:41.684	31.793	32.753	37.138	260.2	58:16.831
13	1	1:41.010	31.648	32.612	36.750	260.2	59:57.841
14	1	1:42.973	31.789	33.171	38.013	259.6	1:01:40.814
15	1	1:41.211	31.629	32.570	37.012	259.0	1:03:22.025
16	1	3:10.507 B	53.933	59.775	1:16.799	245.5	1:06:32.532
17	1	4:20.957	3:10.713	33.088	37.156		1:10:53.489
18	1	1:41.699	31.555	32.572	37.572	259.6	1:12:35.188
19	1	1:42.260	31.677	32.646	37.937	258.4	1:14:17.448
20	1	1:40.563	31.588	32.360	36.615	257.1	1:15:58.011
21	1	1:40.730	31.475	32.530	36.725	261.5	1:17:38.741
22	1	1:40.828	31.460	32.526	36.842	260.2	1:19:19.569
23	1	1:42.255	32.186	33.415	36.654	264.7	1:21:01.824
24	1	1:41.664	31.394	33.527	36.743	262.8	1:22:43.488
25	1	1:39.631	31.149	31.960	36.522	264.7	1:24:23.119
26	1	1:41.015	32.053	32.399	36.563	264.7	1:26:04.134
27	1	6:26.409 B	31.159	32.066	5:23.184	264.7	1:32:30.543
28	1	9:23.754 B					1:41:54.297
29	1	2:13.381	1:00.963	34.376	38.042		1:44:07.678
30	1	1:40.922	31.500	32.617	36.805	259.6	1:45:48.600
31	1	1:40.986	31.695	32.441	36.850	262.8	1:47:29.586
32	1	1:40.255	31.309	32.144	36.802	264.1	1:49:09.841
33	1	1:39.982	31.106	32.085	36.791	260.9	1:50:49.823
34	1	1:41.678	31.363	32.376	37.939	260.2	1:52:31.501
35	1	1:41.046	31.668	32.558	36.820	266.7	1:54:12.547
36	1	2:29.668 B	32.309	34.777	1:22.582	264.7	1:56:42.215

21 Mühler Motorsport
1. Moritz KRANZ
2. Alex KAPADIA
Duqueine M30 - D08 - Nissan
LMP3

1	1	2:12.773	47.313	42.829	42.631		2:12.773
2	1	1:49.694	35.198	34.822	39.674	232.8	4:02.467

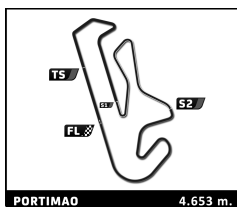
13	1	2:16.383 B	31.187	32.387	1:12.809	270.0	35:32.535
14	1	11:08.987	...	32.203	36.672		46:41.522
15	1	1:39.340	31.087	32.022	36.231	264.1	48:20.862
16	1	1:40.722	30.962	32.540	37.220	268.0	50:01.584
17	1	2:35.455 B	31.125	48.233	1:16.097	269.3	52:37.039
18	1	17:36.491	...	32.640	36.554		1:10:13.530
19	1	1:39.044	31.197	31.752	36.095	264.1	1:11:52.574
20	1	1:45.287 B	30.967	31.503	42.817	267.3	1:13:37.861
21	1	3:09.141	1:56.917	34.923	37.301		1:16:47.002
22	1	1:39.359	31.778	31.636	35.945	262.8	1:18:26.361
23	1	1:38.279	30.685	31.269	36.325	268.7	1:20:04.640
24	1	1:38.165	30.809	31.499	35.857	268.7	1:21:42.805
25	1	1:47.363 B	33.127	31.893	42.343	269.3	1:23:30.168
26	1	5:49.642 B					1:29:19.810
27	2	7:37.783	6:27.759	32.933	37.091		1:36:57.593
28	2	1:39.722	31.435	31.673	36.614	261.5	1:38:37.315
29	2	1:39.548	31.156	31.549	36.843	268.7	1:40:16.863
30	2	1:40.586	32.381	31.713	36.492	266.0	1:41:57.449
31	2	1:38.629	31.027	31.467	36.135	266.7	1:43:36.078
32	2	2:04.473 B	30.892	48.094	45.487	267.3	1:45:40.551
33	2	4:41.990	3:34.065	31.938	35.987		1:50:22.541
34	2	1:39.192	31.000	31.338	36.854	268.7	1:52:01.733
35	2	1:38.812	31.154	31.507	36.151	263.4	1:53:40.545
36	2	1:45.807 B	30.800	31.429	43.578	268.0	1:55:26.352

23 United Autosports
1. John SCHAUERMAN
2. Wayne BOYD
Ligier JS P320 - Nissan
LMP3

1	2	2:08.278	45.180	38.233	44.865		2:08.278
2	2	1:50.022	37.205	34.491	38.326	198.9	3:58.300
3	2	1:43.904	34.474	32.844	36.586	252.3	5:42.204
4	2	2:02.848	38.922	42.489	41.437	231.8	7:45.052
5	2	1:55.817 B	32.902	36.025	46.890	260.2	9:40.869
6	2	5:23.266	4:15.593	31.935	35.738		15:04.135
7	2	1:37.517	30.789	31.068	35.660	266.7	16:41.652
8	2	1:38.061	30.891	31.475	35.695	266.7	18:19.713
9	2	2:37.023 B	30.691	49.127	1:17.205	261.5	20:56.736
10	1	10:07.915	8:50.170	36.837	40.908		31:04.651
11	1	1:48.332	35.427	34.181	38.724	260.9	32:52.983

24 United Autosports
1. Daniel SCHNEIDER
2. Andrew MEYRICK
Ligier JS P320 - Nissan
LMP3

1	2	1:59.150 B	36.984	34.937	47.229		1:59.150
2	2	4:38.231	3:28.726	32.484	37.021		6:37.381



MLMC Collective Test Day

Portimao Round

Morning Test


PORTIMAO 4.653 m. Sector Analysis

Lap under Red Flag Invalidated Lap Personal Best Session Best B Crossing the pit lane

Lap	D	Time	Sector 1	Sector 2	Sector 3	T. Spd	Elapsed	Lap	D	Time	Sector 1	Sector 2	Sector 3	T. Spd	Elapsed
3	2	1:39.892	31.347	32.024	36.521	262.1	8:17.273	9	1	1:38.113	30.852	31.510	35.751	266.7	17:05.588
4	2	1:39.553	31.085	31.638	36.830	266.7	9:56.826	10	1	1:38.380	30.983	31.601	35.796	267.3	18:43.968
5	2	1:39.189	31.138	31.579	36.472	268.0	11:36.015	11	1	3:06.249 B	47.723	1:02.394	1:16.132	269.3	21:50.217
6	2	2:08.112 B	31.191	33.194	1:03.727	269.3	13:44.127	12	1	8:13.926	7:05.136	32.267	36.523		30:04.143
7	1	5:39.031	4:18.838	38.529	41.664		19:23.158	13	1	1:38.573	30.781	31.703	36.089	268.7	31:42.716
8	1	2:46.845 B	35.581	44.009	1:27.255	261.5	22:10.003	14	1	1:40.021	30.817	32.504	36.700	268.7	33:22.737
9	1	7:42.354	6:28.196	34.670	39.488		29:52.357	15	1	2:19.150 B	30.644	32.051	1:16.455	270.0	35:41.887
10	1	1:46.716	33.591	35.294	37.831	261.5	31:39.073	16	2	12:17.537	...	33.047	37.430		47:59.424
11	1	1:45.416	33.163	33.230	39.023	262.8	33:24.489	17	2	1:40.799	31.987	32.624	36.188	264.7	49:40.223
12	1	2:27.597 B	32.149	34.513	1:20.935	264.1	35:52.086	18	2	2:24.810 B	31.443	33.764	1:19.603	268.0	52:05.033
13	1	11:12.141	9:59.923	33.755	38.463		47:04.227	19	2	3:40.142	2:31.529	31.806	36.807		55:45.175
14	1	1:41.820	32.325	32.405	37.090	264.1	48:46.047	20	2	1:38.745	31.101	31.586	36.058	268.0	57:23.920
15	1	1:46.344	32.101	32.487	41.756	267.3	50:32.391	21	2	1:38.918	31.024	31.680	36.214	268.7	59:02.838
16	1	2:59.435 B	33.600	1:02.406	1:23.429	265.4	53:31.826	22	2	1:38.992	31.056	31.572	36.364	271.4	1:00:41.830
17	1	3:15.293	2:05.087	32.965	37.241		56:47.119	23	2	1:42.300	32.882	32.137	37.281	272.7	1:02:24.130
18	1	1:41.043	31.730	32.451	36.862	265.4	58:28.162	24	2	2:19.410 B	31.219	32.360	1:15.831	269.3	1:04:43.540
19	1	1:40.557	31.636	32.321	36.600	267.3	1:00:08.719	25	2	5:28.102	4:19.956	31.957	36.189		1:10:11.642
20	1	2:11.746	31.410	59.118	41.218	267.3	1:02:20.465	26	2	1:39.086	31.107	31.369	36.610	266.7	1:11:50.728
21	1	2:21.657 B	32.174	32.757	1:16.726	265.4	1:04:42.122	27	2	1:40.197	31.264	32.481	36.452	267.3	1:13:30.925
22	1	5:45.374	4:33.836	34.389	37.149		1:10:27.496	28	2	1:38.407	31.146	31.671	35.590	268.0	1:15:09.332
23	1	1:40.446	31.631	32.153	36.662	266.7	1:12:07.942	29	2	1:51.558 B	30.955	33.226	47.377	268.7	1:17:00.890
24	1	1:41.372	31.787	32.081	37.504	264.7	1:13:49.314	30	1	3:42.149	2:31.793	33.629	36.727		1:20:43.039
25	1	1:40.322	31.606	32.192	36.524	266.7	1:15:29.636	31	1	1:39.965	30.925	31.557	37.483	267.3	1:22:23.004
26	1	1:46.315	36.739	32.606	36.970	267.3	1:17:15.951	32	1	1:38.061	30.889	31.481	35.691	268.7	1:24:01.065
27	1	1:41.408	31.589	32.978	36.841	264.1	1:18:57.359	33	1	1:37.326	30.574	31.214	35.538	270.0	1:25:38.391
28	1	1:40.630	31.849	32.066	36.715	268.0	1:20:37.989	34	1	1:44.263	33.181	35.150	35.932	266.7	1:27:22.654
29	1	1:40.113	31.357	32.351	36.405	267.3	1:22:18.102	35	1	3:04.124 B	43.158	1:02.733	1:18.233	268.7	1:30:26.778
30	1	1:40.250	31.508	32.219	36.523	265.4	1:23:58.352	36	1	6:33.576	5:22.316	33.471	37.789		1:37:00.354
31	1	1:39.594	31.245	32.038	36.311	267.3	1:25:37.946	37	1	1:42.821	33.159	33.321	36.341	266.7	1:38:43.175
32	1	1:39.388	31.186	31.906	36.296	266.0	1:27:17.334	38	1	1:38.038	30.727	31.367	35.944	268.7	1:40:21.213
33	1	2:44.487 B	32.849	54.636	1:17.002	272.0	1:30:01.821	39	1	1:42.012	30.915	31.470	39.627	269.3	1:42:03.225
34	2	7:00.102	5:49.790	32.779	37.533		1:37:01.923	40	1	1:37.866	30.802	31.205	35.859	270.0	1:43:41.091
35	2	1:38.803	31.039	31.636	36.128	265.4	1:38:40.726	41	1	1:38.326	30.803	31.555	35.968	268.7	1:45:19.417
36	2	1:38.543	30.774	31.684	36.085	268.0	1:40:19.269	42	1	1:51.170 B	35.252	32.616	43.302	268.7	1:47:10.587
37	2	1:42.099	31.200	31.710	39.189	270.0	1:42:01.368	43	2	3:32.279	2:17.206	32.898	42.175		1:50:42.866
38	2	1:37.527	30.545	31.003	35.979	268.0	1:43:38.895	44	2	1:37.761	30.852	31.226	35.683	266.0	1:52:20.627
39	2	1:46.705 B	30.618	31.248	44.839	268.7	1:45:25.600	45	2	1:40.388	30.915	32.077	37.396	268.0	1:54:01.015
40	1	3:23.231	2:12.069	33.157	38.005		1:48:48.831	46	2	2:14.933 B	31.029	31.378	1:12.526	268.0	1:56:15.948
41	1	1:42.841	31.885	33.352	37.604	266.0	1:50:31.672								
42	1	1:39.765	31.451	31.900	36.414	264.7	1:52:11.437								
43	1	1:39.810	31.384	31.720	36.706	267.3	1:53:51.247								
44	1	2:05.389 B	31.201	32.059	1:02.129	267.3	1:55:56.636								

26		Graff	Ligier JS P320 - Nissan LMP3												
		1. Matthias KAISER													
		2. Rory PENTTINEN													
1	1	1:53.306	36.900	36.018	40.388		1:53.306								
2	1	1:44.080	33.102	33.458	37.520	258.4	3:37.386								
3	1	1:41.484	31.985	32.645	36.854	262.1	5:18.870								
4	1	1:40.152	31.627	32.270	36.255	264.7	6:59.022								
5	1	1:39.674	31.449	32.169	36.056	265.4	8:38.696								
6	1	1:38.720	31.088	31.682	35.950	267.3	10:17.416								
7	1	1:45.731 B	31.070	31.881	42.780	267.3	12:03.147								
8	1	3:24.328	2:16.349	32.051	35.928		15:27.475								

27		MV2S Racing	Ligier JS P320 - Nissan LMP3												
		1. Christophe CRESP													
		2. Fabien LAVERGNE													
1	2	2:17.151 B	48.931	37.601	50.619		2:17.151								
2	2	2:11.952	59.339	34.613	38.000		4:29.103								
3	2	1:41.785	32.242	32.491	37.052	260.2	6:10.888								
4	2	1:40.974	32.055	32.219	36.700	262.8	7:51.862								
5	2	1:41.984	31.690	32.279	38.015	266.0	9:33.846								
6	2	1:40.735	31.777	32.044	36.914	259.0	11:14.581								
7	2	1:40.166	31.467	31.957	36.742	264.7	12:54.747								
8	2	1:55.929 B	33.317	36.317	46.295	266.0	14:50.676								
9	1	18:41.751	...	37.938	41.599		33:32.427								
10	1	2:41.252 B	35.093	49.045	1:17.114	254.1	36:13.679								
11	1	13:39.953	...	37.352	41.828		49:53.632								
12	1	2:23.513 B	34.591	35.854	1:13.068	254.1	52:17.145								



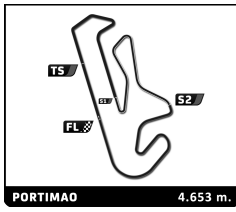
MLMC Collective Test Day

Portimao Round

Morning Test

Sector Analysis

											Lap under Red Flag		Invalidated Lap		Personal Best		Session Best		B Crossing the pit lane											
Lap	D	Time	Sector 1	Sector 2	Sector 3	T. Spd	Elapsed	Lap	D	Time	Sector 1	Sector 2	Sector 3	T. Spd	Elapsed															
13	1	4:42.324	3:23.841	36.462	42.021		56:59.469	28	2	2:22.425 B	1:01.440	36.132	44.853	271.4	1:19:31.763															
14	1	1:51.179	34.943	35.435	40.801	255.3	58:50.648	29	1	3:59.985	2:48.235	33.853	37.897		1:23:31.748															
15	1	1:49.808	34.498	34.754	40.556	251.7	1:00:40.456	30	1	1:39.066	31.193	32.063	35.810	266.7	1:25:10.814															
16	1	1:50.058	34.286	35.278	40.494	257.1	1:02:30.514	31	1	1:37.720	30.691	31.798	35.231	269.3	1:26:48.534															
17	1	2:39.358 B	35.987	42.271	1:21.100	259.6	1:05:09.872	32	1	2:22.251 B	30.549	32.730	1:18.972	269.3	1:29:10.785															
18	1	5:25.257	4:08.202	36.211	40.844		1:10:35.129	33	1	3:24.018 B					1:32:34.803															
19	1	1:51.310	36.116	34.706	40.488	243.8	1:12:26.439	34	1	4:25.829	3:15.906	33.160	36.763		1:37:00.632															
20	1	1:58.043 B	34.492	35.763	47.788	255.9	1:14:24.482	35	1	1:38.992	31.328	31.721	35.943	268.7	1:38:39.624															
21	1	4:53.222	3:36.454	35.810	40.958		1:19:17.704	36	1	1:39.337	31.388	31.477	36.472	270.7	1:40:18.961															
22	1	1:51.678	34.370	36.402	40.906	257.1	1:21:09.382	37	1	1:47.946	35.018	34.868	38.060	271.4	1:42:06.907															
23	1	1:49.175	33.939	34.571	40.665	257.1	1:22:58.557	38	1	1:38.129	31.018	31.244	35.867	270.0	1:43:45.036															
24	1	1:48.704	33.675	34.577	40.452	254.7	1:24:47.261	39	1	1:37.424	30.464	31.471	35.489	269.3	1:45:22.460															
25	1	1:58.685 B	34.250	35.946	48.489	256.5	1:26:45.946	40	1	2:23.694 B	30.670	31.474	1:21.550	270.7	1:47:46.154															
26	2	10:10.087	8:58.121	34.448	37.518		1:36:56.033	41	2	4:18.266	3:08.082	32.535	37.649		1:52:04.420															
27	2	1:39.740	31.839	31.457	36.444	258.4	1:38:35.773	42	2	1:38.727	30.809	31.662	36.256	269.3	1:53:43.147															
28	2	1:38.612	31.020	31.486	36.106	262.1	1:40:14.385	43	2	1:38.762	30.739	31.416	36.607	268.7	1:55:21.909															
29	2	1:38.549	31.102	31.235	36.212	264.7	1:41:52.934	44	2	3:28.935 B	1:12.623	1:00.783	1:15.529	79.6	1:58:50.844															
30	2	1:38.694	31.059	31.519	36.116	265.4	1:43:31.628								50		Kessel Racing		Ferrari 488 GT3											
31	2	1:41.353	31.031	31.527	38.795	264.1	1:45:12.981								1.John HARTSHORNE		GT3													
32	2	1:50.402 B	33.246	32.052	45.104	252.3	1:47:03.383								2.Oliver HANCOCK															
33	2	4:20.652	3:12.213	31.877	36.562		1:51:24.035	1	2	2:54.482	1:36.836	36.880	40.766		2:54.482															
34	2	1:43.530 B	30.924	31.241	41.365	263.4	1:53:07.565	2	2	1:47.277	34.839	33.931	38.507	259.0	4:41.759															
35	1	4:06.086 B	2:02.512	52.979	1:10.595		1:57:13.651	3	2	1:45.732	33.511	33.815	38.406	260.9	6:27.491															
																37		Cool Racing		Ligier JS P320 - Nissan										
																1.Nicolas MAULINI		LMP3												
																2.Edouard CAUHAUPE														
1	1	6:05.680 B	4:39.385	36.257	50.038		6:05.680	4	2	1:43.947	32.727	33.288	37.932	261.5	8:11.438															
2	1	2:58.074	1:44.117	34.257	39.700		9:03.754	5	2	1:48.380	33.299	33.552	41.529	257.1	9:59.818															
3	1	1:41.578	31.926	32.670	36.982	264.1	10:45.332	6	2	1:42.932	32.254	32.740	37.938	264.1	11:42.750															
4	1	1:41.109	32.190	32.511	36.408	255.3	12:26.441	7	2	1:50.690 B	32.335	32.650	45.705	264.1	13:33.440															
5	1	1:39.726	31.279	32.245	36.202	268.7	14:06.167	8	2	3:54.957	2:43.197	33.770	37.990		17:28.397															
6	1	1:38.933	31.149	32.091	35.693	268.7	15:45.100	9	2	1:51.874 B	32.406	32.848	46.620	261.5	19:20.271															
7	1	1:38.967	31.049	31.961	35.957	269.3	17:24.067	10	2	10:59.140	9:47.671	33.546	37.923		30:19.411															
8	1	1:48.237 B	32.033	32.029	44.175	269.3	19:12.304	11	2	1:42.962	32.404	32.470	38.088	260.9	32:02.373															
9	2	10:41.831	9:28.045	34.655	39.131		29:54.135	12	2	1:42.447	32.105	32.384	37.958	262.8	33:44.820															
10	2	1:41.353	31.711	32.639	37.003	268.7	31:35.488	13	2	2:48.119 B	32.091	58.700	1:17.328	263.4	36:32.939															
11	2	1:42.401	31.482	32.065	38.854	267.3	33:17.889	14	1	11:11.954	9:51.273	37.406	43.275		47:44.893															
12	2	2:20.604 B	31.560	33.714	1:15.330	270.7	35:38.493	15	1	3:07.479 B	36.013	1:37.958	53.508	255.3	50:52.372															
13	2	11:14.722	...	32.641	37.466		46:53.215	16	1	9:42.121	8:22.266	36.714	43.141		1:00:34.493															
14	2	1:40.043	31.690	31.732	36.621	266.0	48:33.258	17	1	1:54.457	35.419	35.979	43.059	255.9	1:02:28.950															
15	2	1:39.637	31.023	31.973	36.641	269.3	50:12.895	18	1	2:37.467 B	35.834	42.789	1:18.844	257.8	1:05:06.417															
16	2	2:45.624 B	30.979	59.193	1:15.452	268.7	52:58.519	19	1	8:18.538 B					1:13:24.955															
17	2	3:31.891	2:22.575	32.833	36.483		56:30.410	20	1	3:41.100	2:06.081	44.956	50.063		1:17:06.055															
18	2	1:38.611	30.996	31.649	35.966	266.7	58:09.021	21	1	2:07.111	40.506	40.209	46.396	246.0	1:19:13.166															
19	2	1:39.105	30.795	32.145	36.165	269.3	59:48.126	22	1	2:00.404	36.719	40.346	43.339	252.9	1:21:13.570															
20	2	1:40.141	31.973	31.832	36.336	272.0	1:01:28.267	23	1	1:56.099	36.213	36.465	43.421	254.7	1:23:09.669															
21	2	1:40.297	31.024	32.376	36.897	270.0	1:03:08.564	24	1	1:53.756	35.537	36.353	41.866	239.5	1:25:03.425															
22	2	3:01.628 B	46.037	1:00.494	1:15.097	267.3	1:06:10.192	25	1	1:54.191	34.872	36.839	42.480	256.5	1:26:57.616															
23	2	4:24.896	3:09.692	34.642	40.562		1:10:35.088	26	1	2:41.997 B	34.606	50.654	1:16.737	254.7	1:29:39.613															
24	2	1:38.393	31.105	31.439	35.849	260.9	1:12:13.481	27	1	7:50.643	6:32.001	36.264	42.378		1:37:30.256															
25	2	1:37.893	30.667	31.179	36.047	269.3	1:13:51.374	28	1	1:53.467	35.531	35.792	42.144	255.3	1:39:23.723															
26	2	1:38.572	30.561	31.590	36.421	270.0	1:15:29.946	29	1	1:55.362	37.072	36.647	41.643	254.7	1:41:19.085															
27	2	1:39.392	32.298	31.235	35.859	272.0	1:17:09.338	30	1	1:52.571	34.626	36.206	41.739	256.5	1:43:11.656															
																31	1	1:50.897	34.330	35.559	41.008	255.9	1:45:02.553							
																32	1	1:50.840	33.704	35.007	42.129	258.4	1:46:53.393							
																33	1	1:51.506	33.992	36.918	40.596	255.9	1:48:44.899							



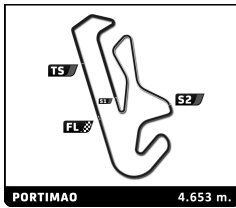
MLMC Collective Test Day

Portimao Round

Morning Test

Sector Analysis

										Lap under Red Flag		Invalidated Lap		Personal Best		Session Best		B Crossing the pit lane				
Lap	D	Time	Sector 1	Sector 2	Sector 3	T. Spd	Elapsed	Lap	D	Time	Sector 1	Sector 2	Sector 3	T. Spd	Elapsed							
34	1	1:58.545	B	33.584	35.593	49.368	257.8	1:50:43.444	3	2	1:43.762	32.249	33.739	37.774	260.2	7:47.984						
35	2	3:11.030		2:00.009	33.347	37.674		1:53:54.474	4	2	1:40.596	31.666	32.046	36.884	264.7	9:28.580						
36	2	2:08.595	B	31.831	32.243	1:04.521	260.9	1:56:03.069	5	2	1:39.801	31.651	31.869	36.281	264.7	11:08.381						
55 Rinaldi Racing										Duqueine M30 - D08 - Nissan												
1.Alexander MATTSCHULL										LMP3												
2.Nicolas VARRONE																						
1	1	2:19.644		1:00.470	38.019	41.155		2:19.644	6	2	1:38.947	31.115	31.476	36.356	268.0	12:47.328						
2	1	1:51.604		34.870	35.669	41.065	253.5	4:11.248	7	2	1:38.760	30.986	31.548	36.226	268.7	14:26.088						
3	1	1:45.772		33.281	33.753	38.738	259.0	5:57.020	8	2	1:39.161	30.919	32.307	35.935	268.0	16:05.249						
4	1	1:43.063		32.677	32.995	37.391	260.2	7:40.083	9	2	1:38.394	31.018	31.404	35.972	268.0	17:43.643						
5	1	1:51.741	B	32.307	32.834	46.600	263.4	9:31.824	10	2	1:47.060	B	30.860	31.237	44.963	268.0	19:30.703					
6	1	5:00.467		3:50.573	32.785	37.109		14:32.291	11	2	11:48.254	...	34.667	38.956		31:18.957						
7	1	1:40.747		31.586	32.347	36.814	262.8	16:13.038	12	2	1:42.626	32.257	32.667	37.702	260.9	33:01.583						
8	1	1:40.197		31.351	32.115	36.731	264.7	17:53.235	13	2	1:50.416	B	32.105	33.162	45.149	265.4	34:51.999					
9	1	1:49.708	B	31.303	32.220	46.185	264.7	19:42.943	14	1	12:59.768	...	35.754	37.706		47:51.767						
10	1	11:23.370		...	33.273	36.721		31:06.313	15	1	2:20.380	B	31.754	57.911	50.715	264.7	50:12.147					
11	1	1:41.576		32.371	32.449	36.756	263.4	32:47.889	16	1	29:14.461	B				1:19:26.608						
12	1	1:39.705		31.327	32.048	36.330	264.1	34:27.594	17	2	2:11.819	1:02.030	32.908	36.881		1:21:38.427						
13	1	2:50.070	B	37.506	52.577	1:19.987	194.6	37:17.664	18	2	1:38.163	31.057	31.249	35.857	263.4	1:23:16.590						
14	1	10:32.565		9:21.118	34.597	36.850		47:50.229	19	2	1:44.696	B	30.771	32.257	41.668	267.3	1:25:01.286					
15	1	1:42.400		31.194	33.071	38.135	264.7	49:32.629	20	1	12:56.619	...	33.591	37.512		1:37:57.905						
16	1	1:39.158		30.949	31.768	36.441	262.8	51:11.787	21	1	1:40.971	31.852	32.176	36.943	262.8	1:39:38.876						
17	1	2:51.149	B	37.143	55.614	1:18.392	266.0	54:02.936	22	1	1:41.464	32.327	32.120	37.017	264.7	1:41:20.340						
18	2	5:44.522		4:30.879	35.554	38.089		59:47.458	23	1	1:43.720	33.399	33.480	36.841	267.3	1:43:04.060						
19	2	1:42.192		32.451	33.298	36.443	262.8	1:01:29.650	24	1	1:40.529	31.929	31.960	36.640	265.4	1:44:44.589						
20	2	1:39.842		31.556	31.766	36.520	265.4	1:03:09.492	25	1	1:40.233	31.606	31.859	36.768	265.4	1:46:24.822						
21	2	3:06.481	B	48.520	1:00.949	1:17.012	267.3	1:06:15.973	26	1	1:40.788	31.568	32.130	37.090	264.7	1:48:05.610						
22	2	4:19.470		3:08.247	32.459	38.764		1:10:35.443	27	1	1:39.464	31.415	31.800	36.249	265.4	1:49:45.074						
23	2	1:39.547		31.933	31.678	35.936	258.4	1:12:14.990	28	1	1:52.352	B	32.572	33.456	46.324	265.4	1:51:37.426					
24	2	1:38.059		30.931	31.252	35.876	264.7	1:13:53.049	29	2	6:17.958	B	3:58.069	1:00.199	1:19.690		1:57:55.384					
25	2	1:37.706		30.614	31.325	35.767	266.7	1:15:30.755	69 Cool Racing													
26	2	1:40.198		32.392	31.684	36.122	268.0	1:17:10.953	1.Maurice SMITH													
27	2	1:40.702		33.674	31.405	35.623	267.3	1:18:51.655	2.Matt BELL													
28	2	1:37.312		30.666	31.036	35.610	267.3	1:20:28.967	1	2	2:07.383	52.822	35.162	39.399		2:07.383						
29	2	1:46.321	B	30.705	31.929	43.687	267.3	1:22:15.288	2	2	1:43.170	33.177	32.856	37.137	252.9	3:50.553						
30	1	4:58.636		3:44.137	36.988	37.511		1:27:13.924	3	2	1:40.916	32.276	32.009	36.631	264.7	5:31.469						
31	1	2:18.275	B	30.967	32.191	1:15.117	265.4	1:29:32.199	4	2	1:56.372	B	36.258	36.032	44.082	210.9	7:27.841					
32	1	6:43.826	B					1:36:16.025	5	2	6:31.266	5:22.341	32.540	36.385		13:59.107						
33	1	2:14.636		1:01.231	35.185	38.220		1:38:30.661	6	2	1:38.511	31.309	31.528	35.674	266.7	15:37.618						
34	1	1:39.647		31.276	31.786	36.585	262.8	1:40:10.308	7	2	1:38.049	30.893	31.499	35.657	269.3	17:15.667						
35	1	1:38.862		30.932	31.751	36.179	264.1	1:41:49.170	8	2	1:37.646	30.697	31.302	35.647	270.0	18:53.313						
36	1	1:43.490		31.750	31.839	39.901	264.1	1:43:32.660	9	2	2:59.439	B	41.448	1:01.655	1:16.336	268.7	21:52.752					
37	1	1:40.590		31.376	31.861	37.353	264.7	1:45:13.250	10	2	8:30.635	7:23.040	31.522	36.073		30:23.387						
38	1	1:39.897		30.822	31.400	37.675	265.4	1:46:53.147	11	2	1:37.868	30.633	31.150	36.085	268.7	32:01.255						
39	1	1:41.064		31.821	32.350	36.893	260.9	1:48:34.211	12	2	1:39.648	30.680	31.619	37.349	269.3	33:40.903						
40	1	1:38.579		30.685	31.549	36.345	265.4	1:50:12.790	13	2	2:35.977	B	31.281	46.025	1:18.671	266.0	36:16.880					
41	1	1:38.857		30.801	31.629	36.427	264.7	1:51:51.647	14	1	10:42.504	9:28.543	34.754	39.207		46:59.384						
42	1	1:38.154		30.639	31.256	36.259	265.4	1:53:29.801	15	1	1:44.224	32.576	33.764	37.884	264.1	48:43.608						
66 Rinaldi Racing										Duqueine M30 - D08 - Nissan												
1.Steve PARROW										LMP3												
2.Dominik SCHWAGER																						
1	2	2:28.100	B	58.656	38.358	51.086		2:28.100	16	1	1:42.094	31.996	33.014	37.084	264.1	50:25.702						
2	2	3:36.122		2:19.683	37.307	39.132		6:04.222	17	1	2:52.882	B	33.332	59.168	1:20.382	266.7	53:18.584					
										19												
										1												
										2												
										3												
										4												
										5												
										6												
										7												
										8												
										9												
										10												
										11												
										12												
										13												
										14												
										15												
										16												
										17												
										18												
										19												
										20												
										21												
										22												
										23												



MLMC Collective Test Day

Portimao Round

Morning Test

Sector Analysis

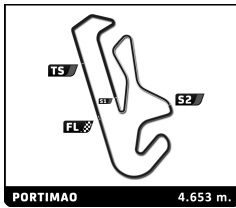
Lap under Red Flag Invalidated Lap Personal Best Session Best Crossing the pit lane

Lap	D	Time	Sector 1	Sector 2	Sector 3	T. Spd	Elapsed	Lap	D	Time	Sector 1	Sector 2	Sector 3	T. Spd	Elapsed
24	1	1:40.656	31.644	32.791	36.221	262.1	1:15:16.510	32	1	2:27.549 B	32.331	35.500	1:19.718	260.9	1:29:08.574
25	1	1:42.506	31.270	32.197	39.039	269.3	1:16:59.016	33	1	7:17.790 B					1:36:26.364
26	1	1:39.017	31.111	32.174	35.732	268.7	1:18:38.033	34	1	6:58.122	5:45.734	33.641	38.747		1:43:24.486
27	1	1:46.990	31.657	32.606	42.727	271.4	1:20:25.023	35	1	1:43.258	32.647	32.641	37.970	257.8	1:45:07.744
28	1	1:38.496	30.892	31.599	36.005	269.3	1:22:03.519	36	1	1:44.222	32.323	32.567	39.332	261.5	1:46:51.966
29	1	1:38.754	30.745	31.819	36.190	270.7	1:23:42.273	37	1	1:44.025	32.421	32.492	39.112	260.2	1:48:35.991
30	1	1:38.745	30.916	31.972	35.857	270.7	1:25:21.018	38	1	1:42.917	32.300	32.463	38.154	260.9	1:50:18.908
31	1	1:39.920	31.336	32.080	36.504	270.7	1:27:00.938	39	1	1:42.824	32.200	32.818	37.806	260.2	1:52:01.732
32	1	2:14.229 B	31.903	34.574	1:07.752	270.7	1:29:15.167	40	1	1:43.537	32.324	32.676	38.537	261.5	1:53:45.269
33	1	7:53.712 B					1:37:08.879	41	1	2:03.060 B	32.259	32.433	58.368	260.2	1:55:48.329
34	1	4:03.167	2:51.403	34.014	37.750		1:41:12.046								
35	1	1:40.291	31.695	32.374	36.222	263.4	1:42:52.337								
36	1	1:41.523	31.352	32.691	37.480	266.0	1:44:33.860								
37	1	1:39.227	31.461	32.134	35.632	265.4	1:46:13.087								
38	1	1:38.348	30.969	31.630	35.749	269.3	1:47:51.435								
39	1	1:38.656	30.846	32.051	35.759	269.3	1:49:30.091								
40	1	1:45.676 B	31.007	31.909	42.760	268.7	1:51:15.767								
41	2	3:32.588	2:25.329	31.412	35.847		1:54:48.355								
42	2	2:26.131 B	33.599	44.100	1:08.432	270.0	1:57:14.486								

74		Kessel Racing		Ferrari 488 GT3		GT3	
		1. Michael BRONISZEWSKI					
		2. David PEREL					
1	2	2:39.222	1:11.121	42.893	45.208		2:39.222
2	2	1:53.003	36.033	37.173	39.797	226.4	4:32.225
3	2	1:47.817	33.640	35.437	38.740	259.0	6:20.042
4	2	1:49.999	37.363	34.130	38.506	200.0	8:10.041
5	2	1:42.951	32.430	32.813	37.708	262.8	9:52.992
6	2	1:55.063 B	32.971	32.933	49.159	262.8	11:48.055
7	2	4:03.851	2:53.529	32.522	37.800		15:51.906
8	2	1:42.201	32.191	32.445	37.565	262.1	17:34.107
9	2	1:53.284 B	32.033	33.378	47.873	263.4	19:27.391
10	2	10:45.742	9:23.292	34.076	48.374		30:13.133
11	2	1:41.736	31.916	32.182	37.638	260.9	31:54.869
12	2	1:44.725	32.133	32.198	40.394	262.8	33:39.594
13	2	2:35.408 B	31.997	45.900	1:17.511	262.1	36:15.002
14	1	11:00.651	9:46.743	34.433	39.475		47:15.653
15	1	1:46.729	33.795	34.022	38.912	257.1	49:02.382
16	1	1:56.262 B	33.978	33.727	48.557	259.6	50:58.644
17	1	5:14.088	4:02.018	33.362	38.708		56:12.732
18	1	1:44.726	32.787	33.294	38.645	260.2	57:57.458
19	1	1:44.127	32.688	33.116	38.323	260.9	59:41.585
20	1	1:44.146	32.553	33.048	38.545	260.2	1:01:25.731
21	1	1:45.935	32.546	33.179	40.210	260.2	1:03:11.666
22	1	3:07.852 B	49.195	1:01.646	1:17.011	260.9	1:06:19.518
23	1	4:27.161	3:05.967	37.300	43.894		1:10:46.679
24	1	1:49.872	35.101	34.163	40.608	254.7	1:12:36.551
25	1	1:46.546	33.087	32.717	40.742	258.4	1:14:23.097
26	1	1:43.004	32.591	32.421	37.992	262.1	1:16:06.101
27	1	1:44.072	33.520	32.549	38.003	261.5	1:17:50.173
28	1	1:42.581	32.159	32.595	37.827	262.1	1:19:32.754
29	1	1:43.319	32.306	32.708	38.305	261.5	1:21:16.073
30	1	1:51.748 B	33.272	33.567	44.909	262.8	1:23:07.821
31	1	3:33.204	2:17.181	32.802	43.221		1:26:41.025

75		Idec Sport		Ligier JS P320 - Nissan		LMP3	
		1. Patrice LAFARGUE					
		2. Dimitri ENJALBERT					
1	2	2:40.412 B	1:09.909	39.678	50.825		2:40.412
2	2	4:54.538	3:43.748	33.526	37.264		7:34.950
3	2	1:42.908	32.592	32.922	37.394	267.3	9:17.858
4	2	1:48.052	35.722	35.818	36.512	265.4	11:05.910
5	2	1:39.291	31.135	31.417	36.739	268.7	12:45.201

98		Motorsport98		Ligier JS P320 - Nissan		LMP3	
		1. Eric DE DONCKER					
		2. Dino LUNARDI					
1	1	2:15.538	53.499	39.186	42.853		2:15.538
2	1	1:50.608	35.813	35.257	39.538	246.0	4:06.146
3	1	1:50.742	35.572	34.597	40.573	260.9	5:56.888
4	1	1:46.678	34.319	33.676	38.683	260.2	7:43.566
5	1	1:44.992	33.285	33.077	38.630	266.7	9:28.558
6	1	1:52.751 B	33.399	33.235	46.117	264.7	11:21.309
7	1	3:51.543	2:39.648	33.579	38.316		15:12.852
8	1	1:43.700	32.613	32.720	38.367	266.7	16:56.552
9	1	1:44.744	32.885	33.059	38.800	266.0	18:41.296
10	1	3:02.626 B	42.769	1:01.973	1:17.884	266.7	21:43.922
11	1	8:24.551	7:11.734	33.948	38.869		30:08.473
12	1	1:43.638	32.758	32.971	37.909	266.0	31:52.111
13	1	1:42.758	32.502	32.529	37.727	266.7	33:34.869
14	1	2:50.309 B	33.421	59.744	1:17.144	268.7	36:25.178
15	2	10:32.623	9:21.960	33.298	37.365		46:57.801
16	2	1:40.155	30.863	32.487	36.805	269.3	48:37.956
17	2	1:39.507	31.688	31.485	36.334	270.0	50:17.463
18	2	2:58.211 B	36.271	1:03.215	1:18.725	270.7	53:15.674
19	2	3:56.269	2:46.663	32.774	36.832		57:11.943
20	2	1:38.938	31.324	31.418	36.196	267.3	58:50.881
21	2	1:40.892	31.588	32.528	36.776	270.0	1:00:31.773
22	2	1:44.024	31.109	32.263	40.652	271.4	1:02:15.797
23	2	2:13.548 B	30.786	31.280	1:11.482	269.3	1:04:29.345
24	1	7:19.277	6:07.631	33.678	37.968		1:11:48.622
25	1	1:44.709	32.191	33.325	39.193	266.0	1:13:33.331
26	1	1:41.662	32.219	32.347	37.096	266.7	1:15:14.993
27	1	1:41.425	31.899	32.325	37.201	268.7	1:16:56.418
28	1	1:41.100	31.865	32.375	36.860	268.7	1:18:37.518
29	1	1:41.199	31.896	32.316	36.987	270.0	1:20:18.717
30	1	1:40.759	31.621	32.348	36.790	270.0	1:21:59.476
31	1	1:40.716	31.579	32.346	36.791	269.3	1:23:40.192
32	1	1:40.107	31.498	32.138	36.471	269.3	1:25:20.299



MLMC Collective Test Day

Portimao Round

Morning Test

PORTIMAO

4.653 m.

Sector Analysis

Lap under Red Flag Invalidated Lap ■ Personal Best ■ Session Best **B** Crossing the pit lane

Lap	D	Time	Sector 1	Sector 2	Sector 3	T. Spd	Elapsed	Lap	D	Time	Sector 1	Sector 2	Sector 3	T. Spd	Elapsed
33	1	1:40.273	31.638	31.880	36.755	269.3	1:27:00.572								
34	1	2:27.890B	33.991	37.038	1:16.861	256.5	1:29:28.462								
35	1	7:43.798	6:31.713	34.060	38.025		1:37:12.260								
36	1	1:41.268	32.148	32.220	36.900	266.7	1:38:53.528								
37	1	1:40.303	31.530	32.248	36.525	268.7	1:40:33.831								
38	1	1:40.605	31.465	32.098	37.042	268.7	1:42:14.436								
39	1	1:51.507B	32.649	33.788	45.070	266.0	1:44:05.943								
40	1	3:32.637	2:16.364	36.767	39.506		1:47:38.580								
41	1	1:41.143	32.411	32.055	36.677	265.4	1:49:19.723								
42	1	1:40.332	31.234	31.820	37.278	269.3	1:51:00.055								
43	1	1:39.832	31.787	31.600	36.445	272.7	1:52:39.887								
44	1	1:39.588	31.320	31.962	36.306	269.3	1:54:19.475								
45	1	2:37.132B	32.940	47.984	1:16.208	269.3	1:56:56.607								