

MLMC Collective Test Day

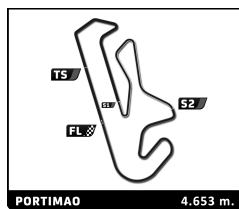
Portimao Round

Afternoon Test

Sector Analysis

Lap under Red Flag Invalidated Lap Personal Best Session Best B Crossing the pit lane

Lap	D	Time	Sector 1	Sector 2	Sector 3	T. Spd	Elapsed	Lap	D	Time	Sector 1	Sector 2	Sector 3	T. Spd	Elapsed		
2	Pzoberer Zürichsee by TFT							Porsche 911 GT3 R	2	1	1:46.281	34.061	34.136	38.084	259.6	3:59.238	
	1.Nicolas LEUTWILER							GT3	3	1	1:43.090	32.825	33.085	37.180	261.5	5:42.328	
	2.Julien ANDLAUER								4	1	1:41.185	32.004	32.534	36.647	264.1	7:23.513	
	1	2	2:35.952	1:11.354	41.387	43.211		2:35.952	5	1	1:43.791	33.324	33.574	36.893	264.1	9:07.304	
	2	2	1:52.259	38.529	34.533	39.197	184.0	4:28.211	6	1	1:41.076	31.970	32.493	36.613	266.7	10:48.380	
	3	2	1:45.706	33.751	33.104	38.851	264.1	6:13.917	7	1	1:41.098	31.980	32.185	36.933	266.0	12:29.478	
	4	2	1:41.549	31.981	32.413	37.155	267.3	7:55.466	8	1	1:40.967	31.639	32.555	36.773	266.7	14:10.445	
	5	2	1:41.064	31.879	32.137	37.048	266.0	9:36.530	9	1	1:40.238	31.385	32.390	36.463	268.0	15:50.683	
	6	2	1:57.932	B 35.504	36.105	46.323	254.7	11:34.462	10	1	1:48.742	B 31.526	32.296	44.920	267.3	17:39.425	
	7	2	5:34.922	4:23.316	32.649	38.957		17:09.384	11	1	4:35.631	3:15.171	39.375	41.085		22:15.056	
	8	2	1:43.875	31.749	32.468	39.658	264.1	18:53.259	12	1	1:44.666	33.639	33.727	37.300	260.2	23:59.722	
	9	2	1:40.661	31.656	32.038	36.967	264.7	20:33.920	13	1	1:40.289	31.782	32.064	36.443	266.7	25:40.011	
	10	2	1:53.330	B 31.631	32.391	49.308	266.0	22:27.250	14	1	1:39.203	31.274	31.813	36.116	268.0	27:19.214	
	11	2	4:25.259	3:12.300	32.553	40.406		26:52.509	15	1	1:39.249	31.202	31.822	36.225	269.3	28:58.463	
	12	2	1:46.740	B 31.751	32.000	42.989	264.1	28:39.249	16	1	1:39.906	31.255	31.832	36.819	269.3	30:38.369	
	13	1	4:27.603	3:14.575	33.968	39.060		33:06.852	17	1	1:48.286	B 31.408	32.252	44.626	267.3	32:26.655	
	14	1	1:42.928	32.644	32.633	37.651	261.5	34:49.780	18	2	4:33.345	3:17.150	35.861	40.334		37:00.000	
	15	1	1:43.101	32.369	32.351	38.381	260.9	36:32.881	19	2	1:43.503	32.190	32.938	38.375	263.4	38:43.503	
	16	1	1:43.229	32.183	32.474	38.572	262.1	38:16.110	20	2	1:43.043	31.804	33.199	38.040	262.8	40:26.546	
	17	1	1:42.994	32.395	32.490	38.109	260.9	39:59.104	21	2	2:00.583	47.777	34.705	38.101	262.8	42:27.129	
	18	1	1:49.758	B 32.024	32.474	45.260	262.1	41:48.862	22	2	1:43.050	31.810	33.314	37.926	264.7	44:10.179	
19	1	9:38.424	B 7:18.114	1:01.480	1:18.830		51:27.286	23	2	1:52.875	33.303	33.129	46.443	264.7	46:03.054		
20	1	3:35.477	2:24.878	32.497	38.102		55:02.763	24	2	1:46.458	32.659	34.383	39.416	256.5	47:49.512		
21	1	1:42.861	32.555	32.340	37.966	258.4	56:45.624	25	2	2:25.707	B 31.953	34.084	1:19.670	263.4	50:15.219		
22	1	1:42.049	31.965	32.358	37.726	259.6	58:27.673	26	2	3:32.484	2:16.459	35.457	40.568		53:47.703		
23	1	1:41.972	31.971	32.005	37.996	260.9	1:00:09.645	27	2	1:51.126	34.351	35.479	41.296	260.2	55:38.829		
3	DKR Engineering							Duqueine M30 - D08 - Nissan	28	2	1:43.314	32.231	33.233	37.850	262.8	57:22.143	
	1.Jean GLORIEUX							LMP3	29	2	1:41.779	31.536	32.943	37.300	263.4	59:03.922	
	2.Laurents HORR								30	2	1:41.816	31.576	32.871	37.369	267.3	1:00:45.738	
	1	2	4:27.113	3:12.305	35.771	39.037		4:27.113									
	2	2	1:43.083	32.562	32.421	38.100	270.7	6:10.196									
	3	2	1:38.097	30.843	31.453	35.801	274.1	7:48.293									
	4	2	1:37.644	30.611	31.222	35.811	278.4	9:25.937									
	5	2	1:37.907	30.859	31.108	35.940	279.8	11:03.844									
	6	2	1:38.243	30.801	31.666	35.776	279.8	12:42.087									
	7	2	1:44.440	B 30.620	31.348	42.472	279.8	14:26.527									
	8	2	5:15.766	4:06.799	32.706	36.261		19:42.293									
	9	2	1:38.420	31.139	31.294	35.987	275.5	21:20.713									
	10	2	1:37.538	30.812	31.096	35.630	279.1	22:58.251									
	11	2	1:39.672	32.122	31.532	36.018	279.8	24:37.923									
	12	2	1:38.662	30.614	31.890	36.158	279.8	26:16.585									
	13	2	1:39.317	30.583	32.413	36.321	279.8	27:55.902									
	14	2	1:38.874	30.453	32.761	35.660	276.9	29:34.776									
	15	2	1:36.973	30.438	30.969	35.566	282.0	31:11.749									
	16	2	1:44.639	B 30.444	31.003	43.192	279.8	32:56.388									
	17	2	8:34.210	7:25.006	33.019	36.185		41:30.598									
	18	2	1:37.571	30.788	31.095	35.688	274.1	43:08.169									
19	2	1:39.453	30.448	30.928	38.077	275.5	44:47.622										
20	2	1:52.093	B 30.649	32.926	48.518	277.6	46:39.715										
5	CD Sport							Ligier JS P320 - Nissan	1	1	2:12.957	54.766	38.053	40.138		2:12.957	
	1.Nicholas ADCOCK							LMP3									
	2.Michael JENSEN																
	6	CD Sport							Ligier JS P320 - Nissan	2	1	2:47.175	1:29.779	34.636	42.760		2:47.175
		1.Jacques WOLFF							LMP3	2	2	1:41.691	32.239	32.255	37.197	253.5	4:28.866
		2.Joffrey DE NARDA								3	2	1:43.364	32.305	33.319	37.740	262.1	6:12.230
		1	2	2:47.175	1:29.779	34.636	42.760		2:47.175	4	2	1:40.087	31.729	31.804	36.554	264.1	7:52.317
		2	2	1:41.691	32.239	32.255	37.197	253.5	4:28.866	5	2	1:40.204	31.373	31.920	36.911	264.1	9:32.521
		3	2	1:43.364	32.305	33.319	37.740	262.1	6:12.230	6	2	1:45.111	B 31.217	31.340	42.554	265.4	11:17.632
		4	2	1:40.087	31.729	31.804	36.554	264.1	7:52.317	7	2	3:57.634	2:29.900	34.576	53.158		15:15.266
		5	2	1:40.204	31.373	31.920	36.911	264.1	9:32.521	8	2	1:38.924	31.188	31.378	36.358	262.1	16:54.190
		6	2	1:45.111	B 31.217	31.340	42.554	265.4	11:17.632	9	2	1:40.058	32.453	31.819	35.786	264.7	18:34.248
		7	2	3:57.634	2:29.900	34.576	53.158		15:15.266	10	2	1:37.678	30.616	31.502	35.560	265.4	20:11.926
		8	2	1:38.924	31.188	31.378	36.358	262.1	16:54.190	11	2	1:37.563	30.655	31.063	35.845	267.3	21:49.489
		9	2	1:40.058	32.453	31.819	35.786	264.7	18:34.248	12	2	1:37.436	30.506	31.151	35.779	267.3	23:26.925
		10	2	1:37.678	30.616	31.502	35.560	265.4	20:11.926	13	2	1:53.947	32.795	40.726	40.426	268.0	25:20.872
		11	2	1:37.563	30.655	31.063	35.845	267.3	21:49.489	14	2	1:38.424	30.634	31.365	36.425	264.1	26:59.296
		12	2	1:37.436	30.506	31.151	35.779	267.3	23:26.925	15	2	1:43.513	B 30.583	31.102	41.828	266.0	28:42.809
		13	2	1:53.947	32.795	40.726	40.426	268.0	25:20.872	16	1	4:41.048	3:29.039	33.867	38.142		33:23.857
		14	2	1:38.424	30.634	31.365	36.425	264.1	26:59.296	17	1	1:41.930	31.995	32.406	37.529	260.9	35:05.787
		15	2	1:43.513	B 30.583	31.102	41.828	266.0	28:42.809	18	1	1:42.207	32.196	32.668	37.343	259.6	36:47.994
16		1	4:41.048	3:29.039	33.867	38.142		33:23.857	19	1	1:44.980	32.464	32.579	39.937	253.5	38:32.974	
17		1	1:41.930	31.995	32.406	37.529	260.9	35:05.787	20	1	1:43.900	32.054	32.298	39.548	261.5	40:16.874	
18		1	1:42.207	32.196	32.668	37.343	259.6	36:47.994	21	1	1:45.685	32.747	33.085	39.853	264.1	42:02.559	
19	1	1:44.980	32.464	32.579	39.937	253.5	38:32.974										
20	1	1:43.900	32.054	32.298	39.548	261.5	40:16.874										
21	1	1:45.685	32.747	33.085	39.853	264.1	42:02.559										



MLMC Collective Test Day

Portimao Round

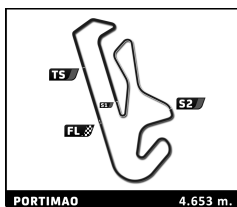
Afternoon Test

Sector Analysis

PORTIMAO 4.653 m.

Lap under Red Flag Invalidated Lap Personal Best Session Best B Crossing the pit lane

Lap	D	Time	Sector 1	Sector 2	Sector 3	T. Spd	Elapsed	Lap	D	Time	Sector 1	Sector 2	Sector 3	T. Spd	Elapsed
22	1	1:42.386	31.945	32.309	38.132	259.6	43:44.945	13	2	2:04.124	31.691	32.713	59.720	267.3	28:12.729
23	1	1:41.891	31.825	32.022	38.044	259.0	45:26.836	14	2	1:54.766	31.730	39.411	43.625	264.1	30:07.495
24	1	1:41.683	31.811	32.303	37.569	260.2	47:08.519	15	2	1:41.479	31.773	32.106	37.600	264.7	31:48.974
25	1	4:16.443 B	1:56.845	1:02.355	1:17.243	260.2	51:24.962	16	2	1:58.402 B	39.211	34.974	44.217	264.7	33:47.376
26	1	3:42.830	2:30.261	33.674	38.895		55:07.792	17	1	4:07.084	2:51.692	35.829	39.563		37:54.460
27	1	1:42.630	32.547	32.379	37.704	256.5	56:50.422	18	1	1:41.428	31.880	32.113	37.435	262.8	39:35.888
28	1	1:40.963	31.740	32.093	37.130	257.8	58:31.385	19	1	1:40.760	31.569	32.018	37.173	262.8	41:16.648
7 Nielsen Racing Duqueine M30 - D08 - Nissan LMP3								20 1 1:40.256 31.475 31.756 37.025 263.4 42:56.904							
1. Anthony WELLS								21 1 1:48.879 31.576 35.658 41.645 263.4 44:45.783							
2. Colin NOBLE								22 1 1:40.450 31.469 31.712 37.269 262.8 46:26.233							
1	2	3:07.838	1:56.323	33.001	38.514		3:07.838	23	1	1:47.701	31.637	34.085	41.979	264.1	48:13.934
2	2	1:39.786	31.611	31.774	36.401	266.7	4:47.624	24	1	3:07.992 B	49.495	1:00.629	1:17.868	262.8	51:21.926
3	2	1:38.294	30.961	31.110	36.223	274.1	6:25.918	25	1	2:37.839	1:21.915	33.825	42.099		53:59.765
4	2	1:40.138	32.501	31.379	36.258	277.6	8:06.056	26	1	2:02.635	31.604	32.717	58.314	261.5	56:02.400
5	2	1:42.706	31.278	32.206	39.222	277.6	9:48.762	27	1	1:47.648	31.573	32.261	43.814	261.5	57:50.048
6	2	1:38.522	30.917	31.397	36.208	275.5	11:27.284	28	1	1:40.687	31.465	31.784	37.438	261.5	59:30.735
7	2	1:40.972	30.798	33.396	36.778	275.5	13:08.256	29	1	1:53.428 B	31.468	32.020	49.940	263.4	1:01:24.163
8	2	1:39.610	31.668	31.343	36.599	274.8	14:47.866	10 Nielsen Racing Duqueine M30 - D08 - Nissan LMP3							
9	2	1:47.480 B	30.931	31.360	45.189	272.7	16:35.346	1. Rob HODES							
10	1	5:02.692	3:50.193	33.268	39.231		21:38.038	2. Garrett GRIST							
11	1	1:46.480	32.315	34.209	39.956	266.7	23:24.518	1	1	3:07.796	1:45.268	38.769	43.759		3:07.796
12	1	1:41.553	31.919	32.222	37.412	269.3	25:06.071	2	1	1:47.721	34.318	34.112	39.291	247.1	4:55.517
13	1	1:40.443	31.363	31.762	37.318	270.0	26:46.514	3	1	1:42.471	32.032	32.763	37.676	264.1	6:37.988
14	1	1:41.239	31.824	32.285	37.130	271.4	28:27.753	4	1	1:41.158	31.776	31.985	37.397	267.3	8:19.146
15	1	1:41.621	31.946	32.420	37.255	272.0	30:09.374	5	1	1:39.795	31.403	31.774	36.618	269.3	9:58.941
16	1	1:55.466 B	36.760	32.912	45.794	271.4	32:04.840	6	1	1:39.825	31.464	31.943	36.418	269.3	11:38.766
17	1	7:37.522	6:28.209	32.429	36.884		39:42.362	7	1	1:40.263	31.505	32.253	36.505	270.7	13:19.029
18	1	1:40.490	31.377	31.842	37.271	268.7	41:22.852	8	1	1:40.563	31.665	32.278	36.620	270.0	14:59.592
19	1	1:40.382	31.478	32.116	36.788	271.4	43:03.234	9	1	1:39.743	31.409	31.818	36.516	269.3	16:39.335
20	1	1:40.136	31.370	31.833	36.933	272.0	44:43.370	10	1	1:39.852	31.504	32.069	36.279	268.0	18:19.187
21	1	1:40.178	31.512	31.879	36.787	269.3	46:23.548	11	1	1:40.135	31.810	32.082	36.243	272.0	19:59.322
22	1	1:39.582	31.300	31.719	36.563	271.4	48:03.130	12	1	1:40.072	31.532	32.053	36.487	268.7	21:39.394
23	1	2:48.584 B	31.043	59.680	1:17.861	273.4	50:51.714	13	1	1:40.912	31.515	32.885	36.512	269.3	23:20.306
24	2	3:16.548	2:07.990	31.335	37.223		54:08.262	14	1	1:39.631	31.401	31.883	36.347	270.7	24:59.937
25	2	1:39.701	31.395	31.085	37.221	257.1	55:47.963	15	1	1:39.576	31.489	31.904	36.183	272.7	26:39.513
26	2	1:38.545	30.789	31.214	36.542	271.4	57:26.508	16	1	1:43.593	31.219	32.054	40.320	270.0	28:23.106
27	2	1:39.273	30.634	31.132	37.507	274.1	59:05.781	17	1	1:46.858	36.567	33.224	37.067	225.9	30:09.964
28	2	1:46.925 B	30.572	31.920	44.433	272.7	1:00:52.706	18	1	1:40.583	31.892	32.130	36.561	270.7	31:50.547
8 Iron Lynx Ferrari 488 GT3 GT3								19 1 1:41.934 32.812 32.414 36.708 270.0 33:32.481							
1. Giacomo PIZZINI								20 1 1:40.455 31.578 32.132 36.745 270.0 35:12.936							
2. Rino MASTRONARDI								21 1 1:40.401 31.562 32.350 36.489 268.7 36:53.337							
1	2	3:57.279	2:28.589	41.859	46.831		3:57.279	22	1	1:40.464	31.382	31.954	37.128	269.3	38:33.801
2	2	1:53.104	36.518	35.067	41.519	243.8	5:50.383	23	1	1:42.090	31.548	32.536	38.006	268.7	40:15.891
3	2	1:45.981	33.788	33.634	38.559	259.6	7:36.364	24	1	1:52.585 B	32.729	33.099	46.757	265.4	42:08.476
4	2	1:43.854	33.290	32.873	37.691	262.8	9:20.218	25	2	3:55.908	2:46.556	31.745	37.607		46:04.384
5	2	1:42.185	32.149	32.150	37.886	264.7	11:02.403	26	2	1:39.269	31.355	31.564	36.350	266.7	47:43.653
6	2	1:42.807	32.003	33.186	37.618	264.7	12:45.210	27	2	2:15.760 B	30.792	31.788	1:13.180	262.1	49:59.413
7	2	1:43.921	32.295	32.368	39.258	266.0	14:29.131	28	2	3:53.035	2:27.140	46.528	39.367		53:52.448
8	2	1:42.155	32.066	32.149	37.940	265.4	16:11.286	29	2	1:54.661	35.142	35.862	43.657	269.3	55:47.109
9	2	1:42.096	31.955	32.261	37.880	265.4	17:53.382	30	2	1:40.957	31.050	31.287	38.620	265.4	57:28.066
10	2	1:41.731	32.012	32.246	37.473	264.7	19:35.113	31	2	1:38.144	30.735	31.080	36.329	268.0	59:06.210
11	2	1:49.180 B	31.899	32.250	45.031	265.4	21:24.293	32	2	1:52.678 B	30.943	33.860	47.875	270.0	1:00:58.888
12	2	4:44.312	3:26.711	38.655	38.946		26:08.605								



MLMC Collective Test Day

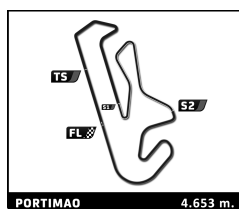
Portimao Round

Afternoon Test

PORTIMAO 4.653 m. Sector Analysis

Lap under Red Flag Invalidated Lap Personal Best Session Best B Crossing the pit lane

Lap	D	Time	Sector 1	Sector 2	Sector 3	T. Spd	Elapsed	Lap	D	Time	Sector 1	Sector 2	Sector 3	T. Spd	Elapsed
12 Team Virage Ligier JS P320 - Nissan LMP3 1. Alessandro GHIRETTI 2. Miguel CRISTÓVÃO								21 Mühlner Motorsport Duqueine M30 - D08 - Nissan LMP3 1. Moritz KRANZ 2. Alex KAPADIA							
1	1	2:52.963	1:41.513	33.686	37.764		2:52.963	1	2	2:10.000	53.452	36.901	39.647		2:10.000
2	1	1:39.068	31.418	31.738	35.912	265.4	4:32.031	2	2	1:44.145	33.557	33.176	37.412	264.1	3:54.145
3	1	1:40.127	30.942	32.542	36.643	269.3	6:12.158	3	2	1:39.299	31.231	31.815	36.253	267.3	5:33.444
4	1	1:37.202	30.552	31.042	35.608	270.7	7:49.360	4	2	1:38.964	31.169	31.647	36.148	271.4	7:12.408
5	1	1:37.927	30.463	31.192	36.272	272.7	9:27.287	5	2	1:38.327	30.656	31.571	36.100	270.0	8:50.735
6	1	1:37.338	30.354	31.101	35.883	272.0	11:04.625	6	2	1:48.878 B	31.715	33.258	43.905	274.1	10:39.613
7	1	1:40.912	30.860	32.412	37.640	273.4	12:45.537	7	2	5:18.507	4:09.410	32.690	36.407		15:58.120
8	1	1:46.629 B	30.693	31.433	44.503	274.8	14:32.166	8	2	1:38.134	30.858	31.408	35.868	273.4	17:36.254
9	2	6:42.350	5:28.171	35.162	39.017		21:14.516	9	2	1:38.128	30.741	31.428	35.959	274.1	19:14.382
10	2	1:40.539	31.939	32.110	36.490	262.1	22:55.055	10	2	1:38.339	30.835	31.598	35.906	274.1	20:52.721
11	2	1:41.734	31.357	32.982	37.395	268.0	24:36.789	11	2	1:47.082 B	31.568	31.978	43.536	276.9	22:39.803
12	2	1:41.081	30.938	32.657	37.486	270.7	26:17.870	12	2	4:09.140	2:55.352	35.136	38.652		26:48.943
13	2	1:38.913	30.968	31.756	36.189	270.7	27:56.783	13	2	1:41.530	32.205	32.288	37.037	268.7	28:30.473
14	2	1:38.854	30.835	32.059	35.960	271.4	29:35.637	14	2	1:44.482	31.032	31.494	41.956	274.1	30:14.955
15	2	1:37.793	30.778	31.215	35.800	271.4	31:13.430	15	2	1:37.070	30.448	30.965	35.657	274.8	31:52.025
16	2	1:40.787	30.852	31.509	38.426	271.4	32:54.217	16	2	1:37.411	30.624	31.032	35.755	276.9	33:29.436
17	2	1:46.827 B	31.515	31.396	43.916	252.3	34:41.044	17	2	1:49.342	33.178	37.725	38.439	276.9	35:18.778
18	2	12:20.608	...	32.643	37.150		47:01.652	18	2	1:37.459	30.409	30.935	36.115	272.0	36:56.237
19	2	1:46.769	30.985	32.662	43.122	262.1	48:48.421	19	2	1:45.330 B	30.394	31.435	43.501	274.8	38:41.567
20	2	2:55.198 B	41.026	55.441	1:18.731	231.8	51:43.619	20	1	4:10.547	3:02.394	32.081	36.072		42:52.114
21	1	3:48.894	2:38.599	33.275	37.020		55:32.513	21	1	1:38.396	30.785	31.567	36.044	270.7	44:30.510
22	1	1:38.141	30.594	31.497	36.050	266.0	57:10.654	22	1	1:38.604	30.718	31.482	36.404	274.1	46:09.114
23	1	1:36.679	30.215	31.092	35.372	267.3	58:47.333	23	1	1:38.492	30.732	31.452	36.308	272.7	47:47.606
24	1	1:36.680	30.187	30.849	35.644	268.7	1:00:24.013	24	1	2:28.425 B	31.837	37.941	1:18.647	272.0	50:16.031
19 Team Virage Ligier JS P320 - Nissan LMP3 1. Tom CLOET								23 United Autosports Ligier JS P320 - Nissan LMP3 1. John SCHAUERMAN 2. Wayne BOYD							
1	1	3:08.339	1:50.576	36.781	40.982		3:08.339	1	1	2:27.116	56.575	44.702	45.839		2:27.116
2	1	1:47.427	34.169	34.316	38.942	255.3	4:55.766	2	1	1:54.301	36.966	36.945	40.390	251.7	4:21.417
3	1	1:43.101	32.543	33.163	37.395	265.4	6:38.867	3	1	1:54.611	33.988	36.392	44.231	260.2	6:16.028
4	1	1:42.372	31.991	33.136	37.245	264.7	8:21.239	4	1	1:46.989	33.340	34.111	39.538	263.4	8:03.017
5	1	1:43.715	32.385	33.409	37.921	270.7	10:04.954	5	1	1:48.950	33.351	36.911	38.688	261.5	9:51.967
6	1	1:42.016	32.010	32.511	37.495	262.8	11:46.970	6	1	1:44.861	32.660	33.460	38.741	264.1	11:36.828
7	1	1:52.802 B	31.932	33.000	47.870	262.1	13:39.772	7	1	1:45.642	32.965	34.499	38.178	262.1	13:22.470
8	1	6:54.681 B	5:21.257	40.309	53.115		20:34.453	8	1	1:46.825	32.315	33.428	41.082	262.8	15:09.295
9	1	4:05.883	2:48.387	37.766	39.730		24:40.336	9	1	1:43.778	32.492	32.984	38.302	260.9	16:53.073
10	1	1:43.215	32.690	33.442	37.083	258.4	26:23.551	10	1	1:46.975	34.829	34.012	38.134	268.0	18:40.048
11	1	1:42.319	31.989	32.580	37.750	264.7	28:05.870	11	1	1:46.092	32.338	35.281	38.473	266.0	20:26.140
12	1	1:42.097	32.193	32.872	37.032	260.9	29:47.967	12	1	1:57.117 B	32.071	33.613	51.433	265.4	22:23.257
13	1	1:40.939	31.560	32.436	36.943	263.4	31:28.906	13	1	3:48.802	2:36.915	33.797	38.090		26:12.059
14	1	1:43.411	31.484	33.065	38.862	264.1	33:12.317	14	1	1:47.954	33.563	36.009	38.382	265.4	28:00.013
15	1	1:41.992	32.037	32.386	37.569	261.5	34:54.309	15	1	1:42.059	31.752	32.653	37.654	263.4	29:42.072
16	1	1:42.282	31.511	32.304	38.467	262.1	36:36.591	16	1	1:43.386	31.736	33.215	38.435	266.7	31:25.458
17	1	1:52.517 B	32.332	33.046	47.139	259.0	38:29.108	17	1	1:44.724	33.495	33.098	38.131	264.1	33:10.182
18	1	12:50.920 B					51:20.028	18	1	1:42.143	32.034	32.609	37.500	263.4	34:52.325
19	1	2:31.182	1:18.292	34.729	38.161		53:51.210								
20	1	1:45.817	32.029	34.215	39.573	259.6	55:37.027								
21	1	1:40.975	31.654	32.309	37.012	259.6	57:18.002								
22	1	1:40.445	31.422	32.204	36.819	260.9	58:58.447								
23	1	1:40.205	31.267	32.160	36.778	262.8	1:00:38.652								



MLMC Collective Test Day

Portimao Round

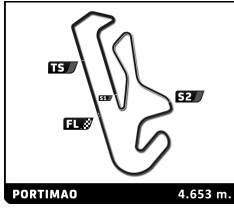
Afternoon Test

PORTIMAO 4.653 m.

Sector Analysis

Lap under Red Flag Invalidated Lap Personal Best Session Best B Crossing the pit lane

Lap	D	Time	Sector 1	Sector 2	Sector 3	T. Spd	Elapsed	Lap	D	Time	Sector 1	Sector 2	Sector 3	T. Spd	Elapsed							
19	1	1:45.470	31.946	33.104	40.420	266.0	36:37.795	5	2	2:04.780 B	47.380	33.153	44.247	273.4	9:23.089							
20	1	1:42.973	31.986	32.917	38.070	263.4	38:20.768	6	2	5:36.997	4:19.881	37.738	39.378		15:00.086							
21	1	1:41.670	31.542	32.954	37.174	262.8	40:02.438	7	2	1:46.858	34.162	32.938	39.758	198.9	16:46.944							
22	1	1:40.851	31.414	32.340	37.097	262.8	41:43.289	8	2	1:38.161	30.899	31.481	35.781	269.3	18:25.105							
23	1	1:39.919	31.228	32.011	36.680	265.4	43:23.208	9	2	1:43.608	31.910	31.924	39.774	270.7	20:08.713							
24	1	1:44.001	31.412	32.938	39.651	264.1	45:07.209	10	2	1:37.546	30.522	31.429	35.595	270.7	21:46.259							
25	1	1:41.055	31.477	32.563	37.015	265.4	46:48.264	11	2	1:38.499	30.699	31.251	36.549	270.7	23:24.758							
26	1	1:41.841	31.732	32.504	37.605	266.0	48:30.105	12	2	1:59.292	32.209	47.258	39.825	270.7	25:24.050							
27	1	3:08.729 B	49.287	1:02.153	1:17.289	209.3	51:38.834	13	2	1:37.451	30.569	31.031	35.851	270.0	27:01.501							
28	1	2:24.460	1:13.005	33.811	37.644		54:03.294	14	2	1:37.258	30.563	30.954	35.741	270.7	28:38.759							
29	1	1:45.803	31.802	32.621	41.380	263.4	55:49.097	15	2	1:49.601 B	31.042	33.390	45.169	270.7	30:28.360							
30	1	1:42.162	31.890	32.795	37.477	261.5	57:31.259	16	1	3:27.945	2:19.603	31.977	36.365		33:56.305							
31	1	1:46.946	32.735	35.034	39.177	267.3	59:18.205	17	1	1:40.342	30.921	33.067	36.354	269.3	35:36.647							
32	1	2:09.106 B	32.907	36.098	1:00.101	260.9	1:01:27.311	18	1	1:38.349	30.808	31.293	36.248	269.3	37:14.996							
24 United Autosports Ligier JS P320 - Nissan LMP3 1. Daniel SCHNEIDER 2. Andrew MEYRICK								19								1	1:38.917	31.355	31.455	36.107	266.7	38:53.913
1	1	6:24.534	4:53.476	42.486	48.572		6:24.534	20	1	1:37.633	30.708	31.296	35.629	270.7	40:31.546							
2	1	1:56.350	40.654	35.519	40.177	259.6	8:20.884	21	1	1:37.742	30.750	31.421	35.571	270.7	42:09.288							
3	1	1:46.946	34.350	34.105	38.491	256.5	10:07.830	22	1	1:37.730	30.773	31.400	35.557	269.3	43:47.018							
4	1	1:50.064	32.241	32.542	45.281	263.4	11:57.894	23	1	1:46.777 B	30.761	31.488	44.528	271.4	45:33.795							
5	1	1:42.053	32.093	32.645	37.315	262.8	13:39.947	24	1	4:45.116 B	2:54.570	34.202	1:16.344		50:18.911							
6	1	1:41.564	31.793	32.230	37.541	265.4	15:21.511	25	1	3:26.893	2:15.004	33.544	38.345		53:45.804							
7	1	1:40.802	31.366	32.039	37.397	266.0	17:02.313	26	1	1:38.473	30.937	31.512	36.024	265.4	55:24.277							
8	1	1:40.593	31.518	32.225	36.850	266.7	18:42.906	27	1	1:37.515	30.683	31.296	35.536	268.7	57:01.792							
9	1	1:41.643	31.162	32.197	38.284	264.1	20:24.549	28	1	1:37.437	30.544	31.273	35.620	269.3	58:39.229							
10	1	1:49.200 B	31.614	32.556	45.030	263.4	22:13.749	29	1	1:38.889	31.388	31.588	35.913	270.0	1:00:18.118							
11	1	4:16.667	2:55.540	39.748	41.379		26:30.416	27 MV2S Racing Ligier JS P320 - Nissan LMP3 1. Christophe CRESP 2. Fabien LAVERGNE														
12	1	1:51.522	34.976	35.841	40.705	259.0	28:21.938	1	2	2:21.896	1:07.687	35.412	38.797		2:21.896							
13	1	1:41.897	32.615	32.215	37.067	255.3	30:03.835	2	2	1:46.537	32.353	32.260	41.924	260.9	4:08.433							
14	1	1:44.007	34.063	32.497	37.447	268.0	31:47.842	3	2	1:39.942	31.251	31.624	37.067	266.7	5:48.375							
15	1	1:41.347	31.861	32.496	36.990	264.7	33:29.189	4	2	1:38.684	30.901	31.505	36.278	266.7	7:27.059							
16	1	1:40.168	31.778	31.839	36.551	266.0	35:09.357	5	2	1:54.526 B	32.398	35.321	46.807	270.0	9:21.585							
17	1	1:39.986	31.431	31.795	36.760	266.0	36:49.343	6	1	16:43.164	...	37.443	41.605		26:04.749							
18	1	1:42.062	31.495	32.705	37.862	270.0	38:31.405	7	1	1:47.254	33.528	34.058	39.668	259.6	27:52.003							
19	1	1:40.566	31.304	31.978	37.284	266.0	40:11.971	8	1	1:48.171	33.503	35.518	39.150	254.7	29:40.174							
20	1	1:42.511	31.348	32.547	38.616	268.7	41:54.482	9	1	1:45.176	32.862	33.268	39.046	260.9	31:25.350							
21	1	1:41.975	32.261	32.071	37.643	251.7	43:36.457	10	1	1:46.968	34.025	33.794	39.149	261.5	33:12.318							
22	1	1:39.904	31.198	31.778	36.928	260.2	45:16.361	11	1	1:46.519	34.061	33.131	39.327	233.8	34:58.837							
23	1	1:39.345	31.085	31.768	36.492	264.1	46:55.706	12	1	1:44.852	32.948	33.397	38.507	260.2	36:43.689							
24	1	1:46.302 B	30.884	31.639	43.779	264.7	48:42.008	13	1	1:43.744	32.291	32.991	38.462	262.1	38:27.433							
25	2	4:59.946	3:50.551	32.506	36.889		53:41.954	14	1	1:43.450	32.617	32.696	38.137	262.8	40:10.883							
26	2	1:37.542	30.768	31.073	35.701	266.7	55:19.496	15	1	1:44.555	32.344	33.770	38.441	264.7	41:55.438							
27	2	1:37.307	30.661	31.033	35.613	266.7	56:56.803	16	1	1:43.448	32.774	32.815	37.859	264.1	43:38.886							
28	2	1:37.024	30.417	30.853	35.754	266.7	58:33.827	17	1	1:42.984	32.236	32.583	38.165	264.7	45:21.870							
29	2	1:37.176	30.485	30.902	35.789	268.0	1:00:11.003	18	1	1:42.222	32.155	32.346	37.721	263.4	47:04.092							
26 Graff Ligier JS P320 - Nissan LMP3 1. Matthias KAISER 2. Rory PENTTINEN								19								1	1:42.652	31.765	32.366	38.521	266.0	48:46.744
1	2	2:11.120	53.371	38.167	39.582		2:11.120	20	1	2:55.031 B	41.246	55.510	1:18.275	263.4	51:41.775							
2	2	1:45.900	35.251	33.103	37.546	262.1	3:57.020	21	2	2:39.178	1:27.789	32.828	38.561		54:20.953							
3	2	1:42.322	31.708	32.019	38.595	267.3	5:39.342	22	1	1:42.532	32.115	32.519	37.898	261.5	56:03.485							
4	2	1:38.967	31.106	31.721	36.140	267.3	7:18.309	23	1	1:42.367	32.133	32.560	37.674	264.1	57:45.852							
								24								1	1:42.283	31.875	32.312	38.096	264.1	59:28.135
								25								1	1:42.988	31.974	32.450	38.564	265.4	1:01:11.123




MLMC Collective Test Day

Portimao Round

Afternoon Test

Sector Analysis

Lap under Red Flag											Invalidated Lap											Personal Best											Session Best											B Crossing the pit lane																																	
Lap	D	Time	Sector 1	Sector 2	Sector 3	T. Spd	Elapsed	Lap	D	Time	Sector 1	Sector 2	Sector 3	T. Spd	Elapsed	Lap	D	Time	Sector 1	Sector 2	Sector 3	T. Spd	Elapsed	Lap	D	Time	Sector 1	Sector 2	Sector 3	T. Spd	Elapsed	Lap	D	Time	Sector 1	Sector 2	Sector 3	T. Spd	Elapsed	Lap	D	Time	Sector 1	Sector 2	Sector 3	T. Spd	Elapsed																														
50																																		Kessel Racing											Ferrari 488 GT3																																
																																		1. John HARTSHORNE											GT3																																
																																		2. Oliver HANCOCK																																											
66																																		Rinaldi Racing											Duqueine M30 - D08 - Nissan																																
																																		1. Steve PARROW											LMP3																																
																																		2. Dominik SCHWAGER																																											
55																																		Rinaldi Racing											Duqueine M30 - D08 - Nissan																																
																																		1. Alexander MATTSCHULL											LMP3																																
																																		2. Nicolas VARRONE																																											
69																																		Cool Racing											Ligier JS P320 - Nissan																																
																																		1. Maurice SMITH											LMP3																																
																																		2. Matt BELL																																											



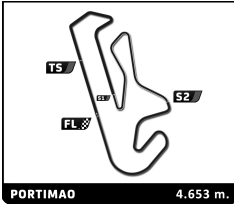
MLMC Collective Test Day

Portimao Round

Afternoon Test

Sector Analysis

Lap under Red Flag												Invalidated Lap		Personal Best		Session Best		B Crossing the pit lane				
Lap	D	Time	Sector 1	Sector 2	Sector 3	T. Spd	Elapsed	Lap	D	Time	Sector 1	Sector 2	Sector 3	T. Spd	Elapsed							
12	1	1:39.801	31.487	32.438	35.876	272.7	25:00.588	4	2	1:39.800	31.802	31.830	36.168	270.0	9:45.129							
13	1	1:39.713	31.405	32.129	36.179	272.7	26:40.301	5	2	1:38.419	31.019	31.419	35.981	269.3	11:23.548							
14	1	1:43.550	31.061	32.131	40.358	271.4	28:23.851	6	2	1:38.387	30.959	31.415	36.013	270.7	13:01.935							
15	1	1:40.358	31.668	32.311	36.379	268.0	30:04.209	7	2	1:45.658 B	31.015	31.206	43.437	271.4	14:47.593							
16	1	1:43.268	32.312	32.543	38.413	272.7	31:47.477	8	2	3:50.297	2:38.255	34.323	37.719		18:37.890							
17	1	1:39.969	31.646	32.214	36.109	261.5	33:27.446	9	2	1:40.182	32.090	31.791	36.301	267.3	20:18.072							
18	1	1:39.053	30.898	32.115	36.040	270.0	35:06.499	10	2	1:37.096	30.661	30.908	35.527	270.0	21:55.168							
19	1	1:41.545	31.808	32.867	36.870	270.7	36:48.044	11	2	1:36.899	30.399	30.860	35.640	270.7	23:32.067							
20	1	1:39.293	31.370	31.726	36.197	268.0	38:27.337	12	2	1:45.175 B	30.626	32.199	42.350	271.4	25:17.242							
21	1	1:38.820	31.089	31.937	35.794	268.7	40:06.157	13	1	5:04.215	3:47.832	36.530	39.853		30:21.457							
22	1	1:39.124	31.236	31.889	35.999	270.0	41:45.281	14	1	1:48.012	34.277	34.877	38.858	260.2	32:09.469							
23	1	1:39.414	31.723	31.832	35.859	269.3	43:24.695	15	1	1:44.497	32.949	33.216	38.332	264.1	33:53.966							
24	1	1:41.086	30.858	32.209	38.019	270.0	45:05.781	16	1	1:45.864	32.651	34.568	38.645	264.1	35:39.830							
25	1	1:45.284 B	30.855	32.087	42.342	269.3	46:51.065	17	1	1:43.097	32.600	33.178	37.319	264.1	37:22.927							
26	2	4:37.108 B	2:18.136	1:00.308	1:18.664		51:28.173	18	1	1:42.576	31.757	33.278	37.541	266.0	39:05.503							
27	2	2:49.628	1:39.123	31.840	38.665		54:17.801	19	1	1:42.098	31.909	32.401	37.788	266.0	40:47.601							
28	2	1:37.646	30.667	31.092	35.887	266.7	55:55.447	20	1	1:42.072	31.801	32.380	37.891	268.0	42:29.673							
29	2	1:43.632	30.513	31.208	41.911	268.7	57:39.079	21	1	1:42.210	32.271	32.697	37.242	266.0	44:11.883							
30	2	1:37.159	30.470	31.066	35.623	268.7	59:16.238	22	1	1:57.366 B	32.445	35.523	49.398	268.0	46:09.249							
31	2	1:36.926	30.544	30.956	35.426	268.7	1:00:53.164	23	1	5:07.515 B	2:49.055	1:01.356	1:17.104		51:16.764							
74 Kessel Racing Ferrari 488 GT3																						
1. Michael BRONISZEWSKI GT3																						
2. David PEREL																						
1	2	3:26.511	2:10.426	35.791	40.294		3:26.511	24	1	2:33.666	1:20.807	35.137	37.722		53:50.430							
2	2	1:44.165	32.777	33.283	38.105	259.6	5:10.676	25	1	1:47.012	32.488	34.989	39.535	264.7	55:37.442							
3	2	1:42.631	32.251	32.528	37.852	262.8	6:53.307	26	1	1:41.351	32.147	31.943	37.261	265.4	57:18.793							
4	2	1:42.146	32.017	32.344	37.785	263.4	8:35.453	27	1	1:40.829	31.692	32.071	37.066	266.7	58:59.622							
5	2	1:41.710	31.904	32.267	37.539	264.7	10:17.163	28	1	1:39.813	31.279	31.793	36.741	266.0	1:00:39.435							
6	2	1:46.768	31.825	32.367	42.576	266.0	12:03.931	98 Motorsport98 Ligier JS P320 - Nissan														
7	2	1:41.466	31.981	32.065	37.420	264.1	13:45.397	1. Eric DE DONCKER LMP3														
8	2	1:41.497	31.920	32.182	37.395	266.0	15:26.894	2. Dino LUNARDI														
9	2	1:48.050 B	31.906	32.197	43.947	266.0	17:14.944	1	1	2:39.004	1:16.882	38.225	43.897		2:39.004							
10	2	8:18.121	7:07.835	32.564	37.722		25:33.065	2	1	1:53.209	37.790	35.968	39.451	219.1	4:32.213							
11	2	1:41.396	32.018	32.103	37.275	264.1	27:14.461	3	1	1:56.502 B	33.301	33.257	49.944	259.6	6:28.715							
12	2	1:42.668	32.634	32.546	37.488	265.4	28:57.129	4	1	3:42.755	2:32.204	32.897	37.654		10:11.470							
13	2	1:46.587	31.797	32.034	42.756	265.4	30:43.716	5	1	1:42.687	32.299	32.598	37.790	266.0	11:54.157							
14	2	1:41.285	31.842	32.053	37.390	265.4	32:25.001	6	1	1:41.862	32.057	32.580	37.225	266.7	13:36.019							
15	2	1:41.164	31.848	31.913	37.403	265.4	34:06.165	7	1	1:41.012	31.723	32.247	37.042	268.7	15:17.031							
16	2	1:41.136	31.808	31.972	37.356	264.7	35:47.301	8	1	1:52.786 B	31.709	33.821	47.256	269.3	17:09.817							
17	2	1:47.377 B	31.862	32.072	43.443	264.7	37:34.678	9	2	4:09.114	3:02.500	31.136	35.478		21:18.931							
18	2	5:03.622	3:50.520	32.543	40.559		42:38.300	10	2	1:37.431	30.633	31.122	35.676	272.0	22:56.362							
19	2	1:41.059	31.910	31.982	37.167	264.7	44:19.359	11	2	1:38.640	30.579	32.216	35.845	272.7	24:35.002							
20	2	1:53.580	31.743	31.950	49.887	265.4	46:12.939	12	2	1:37.753	30.750	31.081	35.922	272.7	26:12.755							
21	2	1:40.959	31.751	31.926	37.282	265.4	47:53.898	13	2	1:39.257	31.055	31.313	36.889	274.8	27:52.012							
22	2	2:23.529 B	33.813	34.151	1:15.565	266.0	50:17.427	14	2	1:37.320	30.868	30.907	35.545	266.7	29:29.332							
23	2	3:56.067 B	2:39.824	32.783	43.460		54:13.494	15	2	1:37.172	30.728	30.817	35.627	272.7	31:06.504							
24	2	3:50.696 B	2:35.201	32.135	43.360		58:04.190	16	2	1:45.706 B	30.607	30.872	44.227	272.7	32:52.210							
75 Idec Sport Ligier JS P320 - Nissan																						
1. Patrice LAFARGUE LMP3																						
2. Dimitri ENJALBERT																						
1	2	2:31.619 B	1:09.433	34.807	47.379		2:31.619	17	1	4:33.389	3:20.822	34.789	37.778		37:25.599							
2	2	3:53.721	2:44.686	32.234	36.801		6:25.340	18	1	1:41.181	31.837	32.122	37.222	268.0	39:06.780							
3	2	1:39.989	32.254	31.597	36.138	268.7	8:05.329	19	1	1:43.687	31.596	32.072	40.019	268.0	40:50.467							
								20								1	1:41.406	31.939	32.065	37.402	268.0	42:31.873
								21								1	1:41.145	31.778	32.047	37.320	268.0	44:13.018
								22								1	1:44.775	31.821	32.427	40.527	268.7	45:57.793
								23								1	1:40.013	31.510	31.768	36.735	266.0	47:37.806
								24								1	2:17.710 B	31.430	31.900	1:14.380	268.0	49:55.516
								25								1	3:58.811	2:47.334	32.641	38.836		53:54.327



MLMC Collective Test Day

Portimao Round

Afternoon Test

Sector Analysis

■ Lap under Red Flag
 ■ Invalidated Lap
 ■ Personal Best
 ■ Session Best
 B Crossing the pit lane

Lap	D	Time	Sector 1	Sector 2	Sector 3	T. Spd	Elapsed	Lap	D	Time	Sector 1	Sector 2	Sector 3	T. Spd	Elapsed
26	1	1:57.785	31.752	37.418	48.615	266.0	55:52.112								
27	1	1:40.860	31.932	31.961	36.967	266.0	57:32.972								
28	1	1:46.830	31.767	38.099	36.964	268.0	59:19.802								
29	1	1:48.209	37.414	32.039	38.756	270.0	1:01:08.011								