

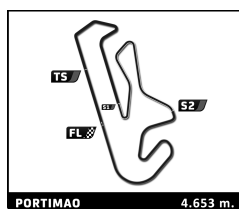
Michelin Le Mans Cup

Portimao Round

Race

Sector Analysis

Lap under Red Flag											Invalidated Lap	Personal Best	Session Best	B Crossing the pit lane				
Lap	D	Time	Sector 1	Sector 2	Sector 3	T. Spd	Elapsed	Lap	D	Time	Sector 1	Sector 2	Sector 3	T. Spd	Elapsed			
2		Pzoberer Zürichsee by TFT					Porsche 911 GT3 R GT3											
		1.Nicolas LEUTWILER																
		2.Julien ANDLAUER																
1	1	1:55.398	41.332	35.437	38.629		1:55.398	51	2	1:41.819	31.851	32.351	37.617	259.6	1:33:54.818			
2	1	1:44.097	33.142	32.811	38.144	260.2	3:39.495	52	2	1:41.285	31.708	32.278	37.299	260.2	1:35:36.103			
3	1	1:43.362	32.609	32.947	37.806	262.1	5:22.857	53	2	1:41.702	31.734	32.397	37.571	260.9	1:37:17.805			
4	1	2:03.193	34.753	38.088	50.352	262.1	7:26.050	54	2	1:41.599	31.783	32.206	37.610	260.9	1:38:59.404			
5	1	2:43.764	48.696	48.734	1:06.334	171.7	10:09.814	55	2	1:46.531	32.871	34.737	38.923	260.2	1:40:45.935			
6	1	2:24.690	48.706	37.999	57.985	121.3	12:34.504	56	2	2:06.374	33.157	34.028	59.189	244.3	1:42:52.309			
7	1	2:39.593	55.457	41.811	1:02.325		15:14.097	57	2	3:14.607	1:06.058	1:03.712	1:04.837		1:46:06.916			
8	1	2:11.673	42.385	37.694	51.594	147.3	17:25.770	58	2	2:43.749	55.179	51.316	57.254	134.7	1:48:50.665			
9	1	1:43.651	32.846	33.133	37.672	257.8	19:09.421	59	2	2:26.242	47.780	44.312	54.150	176.2	1:51:16.907			
10	1	1:42.927	32.525	32.496	37.906	260.9	20:52.348	60	2	1:44.930	34.037	32.960	37.933	259.0	1:53:01.837			
11	1	1:43.018	32.565	32.779	37.674	260.2	22:35.366	61	2	1:43.939	32.627	32.745	38.567	262.8	1:54:45.776			
12	1	1:43.198	32.117	32.799	38.282	260.2	24:18.564	62	2	1:43.017	32.591	32.465	37.961	262.8	1:56:28.793			
13	1	1:42.202	32.112	32.319	37.771	257.1	26:00.766	63	2	1:42.566	32.272	32.776	37.518	262.1	1:58:11.359			
14	1	1:42.136	32.162	32.194	37.780	256.5	27:42.902	64	2	1:43.364	32.571	32.692	38.101	264.1	1:59:54.723			
15	1	1:42.608	32.320	32.354	37.934	257.8	29:25.510	65	2	1:41.938	31.871	32.522	37.545	262.8	2:01:36.661			
16	1	2:34.768	32.303	32.285	1:30.180	257.1	32:00.278	3							DKR Engineering		Duqueine M30 - D08 - Nissan	
17	1	1:44.319	32.653	33.688	37.978	253.5	33:44.597			1.Wolfgang TRILLER				LMP3				
18	1	1:43.284	32.399	32.757	38.128	255.9	35:27.881			2.Laurents HÖRR								
19	1	1:43.085	32.294	32.831	37.960	255.3	37:10.966	1	1	1:50.354	39.268	33.245	37.841		1:50.354			
20	1	1:43.262	32.268	32.818	38.176	256.5	38:54.228	2	1	1:41.740	32.373	32.308	37.059	268.7	3:32.094			
21	1	1:43.409	32.333	33.030	38.046	255.9	40:37.637	3	1	1:40.982	32.056	32.004	36.922	272.0	5:13.076			
22	1	1:43.749	32.262	33.568	37.919	256.5	42:21.386	4	1	2:01.303	31.987	42.381	46.935	265.4	7:14.379			
23	1	1:42.940	32.169	32.650	38.121	257.1	44:04.326	5	1	2:44.554	48.993	50.071	1:05.490	132.4	9:58.933			
24	1	1:43.355	32.494	32.837	38.024	257.1	45:47.681	6	1	2:25.277	49.223	39.169	56.885	176.2	12:24.210			
25	1	1:42.985	32.617	32.523	37.845	255.9	47:30.666	7	1	2:40.293	56.595	42.919	1:00.779		15:04.503			
26	1	1:42.884	32.303	32.320	38.261	256.5	49:13.550	8	1	2:14.213	40.979	39.130	54.104	166.7	17:18.716			
27	1	1:43.560	32.460	32.957	38.143	258.4	50:57.110	9	1	1:42.214	32.206	32.137	37.871	265.4	19:00.930			
28	1	1:42.857	32.098	32.634	38.125	257.1	52:39.967	10	1	1:40.971	31.537	32.119	37.315	260.9	20:41.901			
29	1	1:43.291	32.470	32.678	38.143	255.9	54:23.258	11	1	1:41.857	32.469	32.217	37.171	268.7	22:23.758			
30	1	1:49.080	B 32.243	32.249	44.588	256.5	56:12.338	12	1	1:41.484	31.882	32.268	37.334	268.0	24:05.242			
31	2	3:47.769	2:37.288	32.870	37.611		1:00:00.107	13	1	1:41.198	31.591	32.373	37.234	266.0	25:46.440			
32	2	1:41.855	31.863	32.792	37.200	255.9	1:01:41.962	14	1	1:41.870	31.479	32.438	37.953	265.4	27:28.310			
33	2	1:40.795	31.679	32.045	37.071	257.1	1:03:22.757	15	1	1:41.107	31.887	32.411	36.809	266.7	29:09.417			
34	2	1:41.831	32.206	32.488	37.137	261.5	1:05:04.588	16	1	1:40.988	31.675	32.166	37.147	268.0	30:50.405			
35	2	1:42.014	31.704	32.472	37.838	258.4	1:06:46.602	17	1	1:41.042	31.693	32.176	37.173	267.3	32:31.447			
36	2	1:42.152	32.240	32.554	37.358	255.3	1:08:28.754	18	1	1:41.034	31.535	32.049	37.450	265.4	34:12.481			
37	2	1:42.491	31.879	32.647	37.965	257.8	1:10:11.245	19	1	1:40.996	31.677	32.076	37.243	266.0	35:53.477			
38	2	1:42.690	32.224	32.542	37.924	259.0	1:11:53.935	20	1	1:40.578	31.496	32.051	37.031	267.3	37:34.055			
39	2	1:41.434	31.903	32.212	37.319	258.4	1:13:35.369	21	1	1:40.730	31.457	32.196	37.077	266.7	39:14.785			
40	2	1:41.226	31.742	32.309	37.175	259.6	1:15:16.595	22	1	1:40.177	31.417	31.829	36.931	266.0	40:54.962			
41	2	1:41.761	31.902	32.246	37.613	259.6	1:16:58.356	23	1	1:40.527	31.467	32.016	37.044	269.3	42:35.489			
42	2	1:41.525	31.842	32.425	37.258	259.0	1:18:39.881	24	1	1:41.131	31.290	32.740	37.101	269.3	44:16.620			
43	2	1:41.338	31.711	32.521	37.106	259.0	1:20:21.219	25	1	1:39.730	31.209	31.780	36.741	268.7	45:56.350			
44	2	1:41.488	31.778	32.355	37.355	258.4	1:22:02.707	26	1	1:39.529	31.026	31.729	36.774	270.7	47:35.879			
45	2	1:42.560	32.521	32.739	37.300	257.8	1:23:45.267	27	1	1:40.728	31.495	31.784	37.449	270.0	49:16.607			
46	2	1:41.485	31.900	32.205	37.380	259.6	1:25:26.752	28	1	1:47.780	B 31.624	32.116	44.040	271.4	51:04.387			
47	2	1:41.482	31.751	32.407	37.324	259.0	1:27:08.234	29	2	3:43.896	2:35.310	32.337	36.249		54:48.283			
48	2	1:41.474	31.774	32.325	37.375	261.5	1:28:49.708	30	2	1:38.615	31.070	31.910	35.635	267.3	56:26.898			
49	2	1:41.857	31.790	32.502	37.565	259.6	1:30:31.565	31	2	1:37.917	30.838	31.456	35.623	272.0	58:04.815			
50	2	1:41.434	31.791	32.322	37.321	260.2	1:32:12.999	32	2	1:37.531	30.665	31.082	35.784	272.0	59:42.346			
								33	2	1:37.767	30.722	31.032	36.013	272.7	1:01:20.113			
								34	2	1:38.678	30.799	31.358	36.521	270.7	1:02:58.791			
								35	2	1:38.909	31.323	31.468	36.118	271.4	1:04:37.700			



Michelin Le Mans Cup

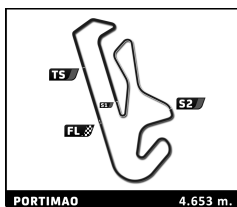
Portimao Round

Race

PORTIMAO 4.653 m. Sector Analysis

Lap under Red Flag Invalidated Lap Personal Best Session Best Crossing the pit lane

Lap	D	Time	Sector 1	Sector 2	Sector 3	T. Spd	Elapsed	Lap	D	Time	Sector 1	Sector 2	Sector 3	T. Spd	Elapsed
36	2	1:38.329	30.809	31.411	36.109	274.1	1:06:16.029	13	1	1:41.041	31.727	31.885	37.429	261.5	25:50.489
37	2	1:39.465	30.688	31.432	37.345	272.7	1:07:55.494	14	1	1:41.157	32.078	32.380	36.699	257.1	27:31.646
38	2	1:38.297	30.900	31.348	36.049	269.3	1:09:33.791	15	1	1:41.607	32.260	32.218	37.129	260.9	29:13.253
39	2	1:38.919	30.834	31.564	36.521	274.1	1:11:12.710	16	1	1:41.877	32.193	32.636	37.048	258.4	30:55.130
40	2	1:38.298	30.906	31.214	36.178	270.0	1:12:51.008	17	1	1:41.605	32.460	32.233	36.912	263.4	32:36.735
41	2	1:38.311	30.925	31.366	36.020	272.7	1:14:29.319	18	1	1:40.971	32.020	32.256	36.695	259.0	34:17.706
42	2	1:38.676	30.866	31.516	36.294	272.7	1:16:07.995	19	1	1:40.606	31.846	32.263	36.497	259.0	35:58.312
43	2	1:38.281	30.819	31.494	35.968	274.8	1:17:46.276	20	1	1:41.729	32.571	32.309	36.849	264.7	37:40.041
44	2	1:37.853	30.662	31.267	35.924	274.1	1:19:24.129	21	1	1:40.706	31.856	31.989	36.861	257.8	39:20.747
45	2	1:37.878	30.684	31.192	36.002	273.4	1:21:02.007	22	1	1:41.952	31.796	32.823	37.333	260.2	41:02.699
46	2	1:38.166	30.791	31.449	35.926	272.7	1:22:40.173	23	1	1:41.821	31.782	32.218	37.821	262.1	42:44.520
47	2	1:38.080	30.878	31.369	35.833	272.7	1:24:18.253	24	1	1:41.953	32.525	32.338	37.090	257.1	44:26.473
48	2	1:38.951	31.345	31.510	36.096	272.7	1:25:57.204	25	1	1:41.497	31.826	32.377	37.294	258.4	46:07.970
49	2	1:38.743	30.816	31.612	36.315	272.0	1:27:35.947	26	1	1:42.147	32.285	32.699	37.163	260.9	47:50.117
50	2	1:38.254	30.813	31.572	35.869	272.0	1:29:14.201	27	1	1:41.670	32.110	32.417	37.143	257.8	49:31.787
51	2	1:37.942	30.727	31.198	36.017	274.1	1:30:52.143	28	1	1:48.565 B	32.013	32.677	43.875	257.8	51:20.352
52	2	1:38.010	30.602	31.287	36.121	272.0	1:32:30.153	29	2	3:46.673	2:36.631	32.572	37.470		55:07.025
53	2	1:38.535	30.783	31.627	36.125	273.4	1:34:08.688	30	2	1:39.963	31.941	31.794	36.228	252.9	56:46.988
54	2	1:38.083	30.719	31.419	35.945	274.1	1:35:46.771	31	2	1:39.140	31.162	31.697	36.281	258.4	58:26.128
55	2	1:38.325	30.647	31.579	36.099	274.1	1:37:25.096	32	2	1:38.723	31.059	31.300	36.364	259.0	1:00:04.851
56	2	1:40.353	30.814	32.634	36.905	275.5	1:39:05.449	33	2	1:38.719	31.099	31.433	36.187	258.4	1:01:43.570
57	2	1:48.941 B	31.416	34.320	43.205	274.8	1:40:54.390	34	2	1:39.296	30.972	31.518	36.806	260.2	1:03:22.866
58	2	3:10.016	1:54.951	36.450	38.615		1:44:04.406	35	2	1:39.250	31.429	31.432	36.389	260.9	1:05:02.116
59	2	2:09.124	32.309	35.826	1:00.989	260.9	1:46:13.530	36	2	1:38.475	30.889	31.456	36.130	259.0	1:06:40.591
60	2	2:43.960	55.425	49.497	59.038		1:48:57.490	37	2	1:39.221	30.774	32.112	36.335	260.2	1:08:19.812
61	2	2:21.764	48.890	40.995	51.879	153.4	1:51:19.254	38	2	1:38.881	30.994	31.778	36.109	258.4	1:09:58.693
62	2	1:43.093	33.140	32.981	36.972	271.4	1:53:02.347	39	2	1:38.759	31.073	31.307	36.379	258.4	1:11:37.452
63	2	1:41.962	33.006	32.082	36.874	270.7	1:54:44.309	40	2	1:38.674	31.059	31.511	36.104	259.6	1:13:16.126
64	2	1:42.587	32.781	32.457	37.349	240.0	1:56:26.896	41	2	1:39.443	30.964	32.162	36.317	260.2	1:14:55.569
65	2	1:39.365	32.156	31.402	35.807	264.1	1:58:06.261	42	2	1:38.745	31.031	31.596	36.118	260.9	1:16:34.314
66	2	1:38.046	30.766	31.267	36.013	276.2	1:59:44.307	43	2	1:38.675	30.895	31.599	36.181	261.5	1:18:12.989
67	2	1:38.652	31.078	31.332	36.242	274.1	2:01:22.959	44	2	1:39.442	30.927	31.594	36.921	262.1	1:19:52.431
5		CD Sport	Ligier JS P320 - Nissan												
		1.Nicholas ADCOCK	LMP3												
		2.Michael JENSEN													
1	2	1:52.339	39.938	34.598	37.803		1:52.339	45	2	1:39.553	31.518	31.439	36.596	257.8	1:21:31.984
2	2	1:43.453	32.607	33.408	37.438	261.5	3:35.792	46	2	1:41.806	31.334	33.282	37.190	260.2	1:23:13.790
3	2	7:03.098 B	31.838	32.790	5:58.470	263.4	10:38.890	47	2	1:39.017	31.183	31.699	36.135	259.6	1:24:52.807
6		CD Sport	Ligier JS P320 - Nissan												
		1.Jacques WOLFF	LMP3												
		2.Joffrey DE NARDA													
1	1	1:53.193	40.517	34.845	37.831		1:53.193	48	2	1:40.194	32.355	31.714	36.125	262.8	1:26:33.001
2	1	1:43.597	32.570	33.242	37.785	260.2	3:36.790	49	2	1:39.168	31.090	31.784	36.294	260.9	1:28:12.169
3	1	1:42.169	31.879	32.603	37.687	260.9	5:18.959	50	2	1:46.615 B	31.120	32.162	43.333	264.1	1:29:58.784
4	1	2:01.569	33.635	39.980	47.954	261.5	7:20.528	51	2	2:01.499	53.659	31.717	36.123		1:32:00.283
5	1	2:45.104	49.483	49.506	1:06.115	124.4	10:05.632	52	2	1:39.409	30.956	32.076	36.377	260.2	1:33:39.692
6	1	2:24.026	48.590	37.065	58.371		12:29.658	53	2	1:38.858	31.055	31.707	36.096	262.8	1:35:18.550
7	1	2:40.480	56.845	41.440	1:02.195		15:10.138	54	2	1:38.296	30.940	31.322	36.034	261.5	1:36:56.846
8	1	2:12.115	40.781	39.944	51.390	161.2	17:22.253	55	2	1:38.119	30.576	31.276	36.267	262.1	1:38:34.965
9	1	1:43.575	32.772	33.096	37.707	257.8	19:05.828	56	2	1:53.405 B	30.751	33.465	49.189	260.9	1:40:28.370
10	1	1:40.893	31.780	32.184	36.929	260.2	20:46.721	57	2	3:10.947	2:00.722	33.611	36.614		1:43:39.317
11	1	1:40.978	31.919	32.078	36.981	254.7	22:27.699	58	2	2:30.495	31.179	55.261	1:04.055	255.9	1:46:09.812
12	1	1:41.749	31.631	33.226	36.892	260.9	24:09.448	59	2	2:43.836	55.457	50.714	57.665		1:48:53.648
								60	2	2:24.090	48.794	42.787	52.509	175.9	1:51:17.738
								61	2	1:44.225	33.389	33.068	37.768	260.9	1:53:01.963
								62	2	1:44.022	34.235	32.789	36.998	257.8	1:54:45.985
								63	2	1:43.649	32.868	32.626	38.155	260.2	1:56:29.634
								64	2	1:42.653	32.315	32.622	37.716	259.0	1:58:12.287
								65	2	1:41.889	32.339	32.341	37.209	262.1	1:59:54.176



Michelin Le Mans Cup

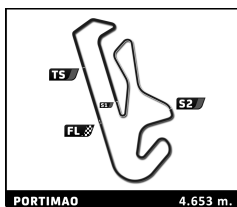
Portimao Round

Race

PORTIMAO 4.653 m. Sector Analysis

Lap under Red Flag Invalidated Lap Personal Best Session Best Crossing the pit lane

Lap	D	Time	Sector 1	Sector 2	Sector 3	T. Spd	Elapsed	Lap	D	Time	Sector 1	Sector 2	Sector 3	T. Spd	Elapsed		
66	2	1:41.584	31.760	32.701	37.123	259.6	2:01:35.760	50	2	1:37.964	30.680	31.371	35.913	270.7	1:29:09.923		
7	Nielsen Racing 1. Anthony WELLS 2. Colin NOBLE							Duqueine M30 - D08 - Nissan LMP3									
	1	1	1:46.718	37.154	32.441	37.123		1:46.718	51	2	1:37.919	30.671	31.203	36.045	270.0	1:30:47.842	
2	1	1:41.000	31.832	32.170	36.998	264.7	3:27.718	52	2	1:37.710	30.721	31.127	35.862	270.0	1:32:25.552		
3	1	1:40.292	31.667	32.014	36.611	267.3	5:08.010	53	2	1:38.048	30.764	31.337	35.947	271.4	1:34:03.600		
4	1	2:04.297	31.527	45.329	47.441	267.3	7:12.307	54	2	1:37.962	30.647	31.462	35.853	272.7	1:35:41.562		
5	1	2:44.534	48.528	50.017	1:05.989	145.6	9:56.841	55	2	1:39.706	30.890	31.940	36.876	272.0	1:37:21.268		
6	1	2:24.966	48.707	40.261	55.998		12:21.807	56	2	1:38.164	30.735	31.375	36.054	272.0	1:38:59.432		
7	1	2:39.778	56.591	43.137	1:00.050		15:01.585	57	2	1:50.587 B	31.107	35.598	43.882	273.4	1:40:50.019		
8	1	2:15.353	42.224	39.191	53.938	206.9	17:16.938	58	2	3:04.819	1:53.142	35.084	36.593		1:43:54.838		
9	1	1:41.751	32.223	32.408	37.120	263.4	18:58.689	59	2	2:17.706	33.880	41.917	1:01.909	270.7	1:46:12.544		
10	1	1:40.288	31.531	32.133	36.624	266.0	20:38.977	60	2	2:44.192	55.760	49.586	58.846		1:48:56.736		
11	1	1:40.236	31.547	31.905	36.784	266.0	22:19.213	61	2	2:22.002	48.862	41.087	52.053	154.1	1:51:18.738		
12	1	1:40.302	31.452	32.163	36.687	268.0	23:59.515	62	2	1:41.905	32.217	32.082	37.606	268.0	1:53:00.643		
13	1	1:40.269	31.512	31.926	36.831	267.3	25:39.784	63	2	1:39.333	31.691	31.464	36.178	266.0	1:54:39.976		
14	1	1:40.168	31.348	31.885	36.935	266.0	27:19.952	64	2	1:38.891	31.255	31.492	36.144	268.0	1:56:18.867		
15	1	1:40.721	31.436	32.232	37.053	266.7	29:00.673	65	2	1:38.440	30.945	31.336	36.159	270.7	1:57:57.307		
16	1	1:40.989	31.483	32.063	37.443	266.7	30:41.662	66	2	1:38.669	31.118	31.360	36.191	272.0	1:59:35.976		
17	1	1:40.742	31.549	32.247	36.946	266.7	32:22.404	67	2	1:38.689	31.215	31.430	36.044	270.7	2:01:14.665		
18	1	1:42.351	31.472	32.836	38.043	265.4	34:04.755	8	Iron Lynx 1. Giacomo PICCINI 2. Rino MASTRONARDI							Ferrari 488 GT3 GT3	
19	1	1:41.122	31.706	32.344	37.072	264.1	35:45.877		1	2	1:54.420	40.316	35.428	38.676		1:54.420	
20	1	1:40.640	31.436	32.322	36.882	266.7	37:26.517	2	2	1:43.585	32.285	32.760	38.540	257.8	3:38.005		
21	1	1:40.769	31.595	32.310	36.864	268.7	39:07.286	3	2	1:42.309	32.180	32.252	37.877	258.4	5:20.314		
22	1	1:40.504	31.275	32.379	36.850	267.3	40:47.790	4	2	2:04.546	34.696	39.517	50.333	259.0	7:24.860		
23	1	1:42.673	31.468	32.805	38.400	268.7	42:30.463	5	2	2:43.160	47.824	48.764	1:06.572	183.1	10:08.020		
24	1	1:40.756	31.550	32.257	36.949	266.7	44:11.219	6	2	2:24.514	49.151	38.268	57.095		12:32.534		
25	1	1:41.025	31.495	32.424	37.106	269.3	45:52.244	7	2	2:39.888	55.897	41.533	1:02.458		15:12.422		
26	1	1:40.325	31.358	32.131	36.836	268.0	47:32.569	8	2	2:12.680	42.413	38.193	52.074	135.2	17:25.102		
27	1	1:40.871	31.552	32.372	36.947	268.7	49:13.440	9	2	1:43.034	32.453	32.419	38.162	256.5	19:08.136		
28	1	1:47.754 B	31.794	32.602	43.358	266.7	51:01.194	10	2	1:43.074	32.524	32.426	38.124	256.5	20:51.210		
29	2	3:43.143	2:34.113	32.135	36.895		54:44.337	11	2	1:42.357	32.221	32.209	37.927	257.1	22:33.567		
30	2	1:38.956	31.326	31.401	36.229	264.1	56:23.293	12	2	1:42.432	32.094	32.286	38.052	257.8	24:15.999		
31	2	1:38.680	31.052	31.424	36.204	266.7	58:01.973	13	2	1:42.180	32.118	32.323	37.739	257.8	25:58.179		
32	2	1:38.279	30.904	31.292	36.083	268.0	59:40.252	14	2	1:42.116	31.944	32.324	37.848	257.8	27:40.295		
33	2	1:38.468	30.913	31.391	36.164	270.7	1:01:18.720	15	2	1:41.990	32.068	32.169	37.753	257.8	29:22.285		
34	2	1:39.818	30.642	31.491	37.685	270.7	1:02:58.538	16	2	1:41.966	32.083	32.222	37.661	258.4	31:04.251		
35	2	1:38.585	31.086	31.433	36.066	265.4	1:04:37.123	17	2	1:42.234	32.131	32.374	37.729	257.1	32:46.485		
36	2	1:38.185	30.930	31.332	35.923	270.0	1:06:15.308	18	2	1:43.295	32.761	32.691	37.843	254.7	34:29.780		
37	2	1:38.100	30.952	31.353	35.795	270.0	1:07:53.408	19	2	1:42.303	32.157	32.317	37.829	259.0	36:12.083		
38	2	1:37.915	30.654	31.279	35.982	270.0	1:09:31.323	20	2	1:42.065	32.167	32.223	37.675	259.0	37:54.148		
39	2	1:38.748	31.121	31.617	36.010	270.0	1:11:10.071	21	2	1:43.893	32.724	32.547	38.622	256.5	39:38.041		
40	2	1:39.311	30.735	31.207	37.369	270.0	1:12:49.382	22	2	1:42.012	31.964	32.387	37.661	259.0	41:20.053		
41	2	1:38.390	31.034	31.343	36.013	266.7	1:14:27.772	23	2	1:42.044	32.029	32.379	37.636	259.0	43:02.097		
42	2	1:38.023	30.714	31.386	35.923	269.3	1:16:05.795	24	2	1:42.378	31.937	32.322	38.119	259.0	44:44.475		
43	2	1:37.881	30.665	31.359	35.857	270.7	1:17:43.676	25	2	1:41.943	32.012	32.432	37.499	258.4	46:26.418		
44	2	1:37.959	30.686	31.336	35.937	272.0	1:19:21.635	26	2	1:41.612	31.915	32.170	37.527	259.0	48:08.030		
45	2	1:37.921	30.739	31.293	35.889	270.7	1:20:59.556	27	2	1:41.809	31.827	32.248	37.734	259.0	49:49.839		
46	2	1:38.224	30.974	31.216	36.034	268.7	1:22:37.780	28	2	1:42.707	31.953	32.360	38.394	259.6	51:32.546		
47	2	1:38.046	30.754	31.303	35.989	270.0	1:24:15.826	29	2	1:41.616	31.971	32.194	37.451	257.1	53:14.162		
48	2	1:38.186	30.814	31.298	36.074	269.3	1:25:54.012	30	2	1:41.747	31.836	32.354	37.557	259.6	54:55.909		
49	2	1:37.947	30.716	31.248	35.983	270.7	1:27:31.959	31	2	1:41.743	31.943	32.235	37.565	259.6	56:37.652		
								32	2	1:47.973 B	31.956	32.223	43.794	259.6	58:25.625		



Michelin Le Mans Cup

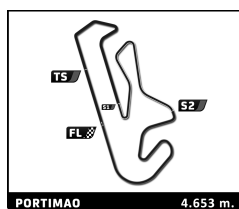
Portimao Round

Race

PORTIMAO 4.653 m. Sector Analysis

Lap under Red Flag Invalidated Lap Personal Best Session Best B Crossing the pit lane

Lap	D	Time	Sector 1	Sector 2	Sector 3	T. Spd	Elapsed	Lap	D	Time	Sector 1	Sector 2	Sector 3	T. Spd	Elapsed							
33	1	4:19.085	3:06.076	33.940	39.069		1:02:44.710	18	1	1:40.966	31.615	32.296	37.055	262.8	34:15.889							
34	1	1:42.263	32.057	32.356	37.850	257.8	1:04:26.973	19	1	1:41.072	31.543	32.383	37.146	264.1	35:56.961							
35	1	1:41.300	31.919	32.061	37.320	258.4	1:06:08.273	20	1	1:41.353	31.486	32.488	37.379	262.8	37:38.314							
36	1	1:41.140	31.806	31.942	37.392	259.0	1:07:49.413	21	1	1:41.929	31.937	32.587	37.405	260.2	39:20.243							
37	1	1:41.241	31.874	32.077	37.290	260.2	1:09:30.654	22	1	1:41.981	31.862	32.511	37.608	262.8	41:02.224							
38	1	1:42.900	31.662	32.757	38.481	259.0	1:11:13.554	23	1	1:43.263	31.600	32.389	39.274	262.8	42:45.487							
39	1	1:41.550	31.894	32.207	37.449	257.1	1:12:55.104	24	1	1:41.754	31.978	32.580	37.196	259.6	44:27.241							
40	1	1:41.050	31.748	31.936	37.366	261.5	1:14:36.154	25	1	1:41.629	31.793	32.757	37.079	263.4	46:08.870							
41	1	1:41.314	31.806	32.178	37.330	260.9	1:16:17.468	26	1	1:42.327	32.851	32.509	36.967	263.4	47:51.197							
42	1	1:41.161	31.680	32.114	37.367	260.9	1:17:58.629	27	1	1:42.640	32.232	32.726	37.682	263.4	49:33.837							
43	1	1:41.873	31.947	32.504	37.422	260.9	1:19:40.502	28	1	1:50.053 B	32.818	32.957	44.278	256.5	51:23.890							
44	1	1:42.020	32.193	32.397	37.430	257.1	1:21:22.522	29	2	3:53.937	2:43.943	33.027	36.967		55:17.827							
45	1	1:41.705	32.006	32.295	37.404	260.9	1:23:04.227	30	2	1:40.432	31.762	32.083	36.587	250.0	56:58.259							
46	1	1:42.051	31.968	32.452	37.631	261.5	1:24:46.278	31	2	1:38.830	31.173	31.493	36.164	259.6	58:37.089							
47	1	1:41.895	31.972	32.256	37.667	261.5	1:26:28.173	32	2	1:45.389 B	31.270	31.510	42.609	263.4	1:00:22.478							
48	1	1:42.348	31.902	32.592	37.854	259.6	1:28:10.521	33	2	2:16.969	1:08.984	31.979	36.006		1:02:39.447							
49	1	1:43.464	32.456	32.240	38.768	260.9	1:29:53.985	34	2	1:39.235	31.194	31.613	36.428	268.0	1:04:18.682							
50	1	1:41.481	31.984	32.149	37.348	260.9	1:31:35.466	35	2	1:39.006	31.578	31.593	35.835	264.1	1:05:57.688							
51	1	1:41.443	31.820	32.186	37.437	263.4	1:33:16.909	36	2	1:38.178	30.986	31.240	35.952	266.7	1:07:35.866							
52	1	1:41.332	31.824	32.067	37.441	260.2	1:34:58.241	37	2	1:38.286	31.099	31.402	35.785	264.7	1:09:14.152							
53	1	1:41.413	31.879	32.160	37.374	260.2	1:36:39.654	38	2	1:40.097	32.293	31.718	36.086	265.4	1:10:54.249							
54	1	1:41.115	31.659	32.088	37.368	260.2	1:38:20.769	39	2	1:38.354	30.956	31.119	36.279	268.0	1:12:32.603							
55	1	1:46.489	31.713	33.923	40.853	259.6	1:40:07.258	40	2	1:38.883	30.999	31.764	36.120	266.7	1:14:11.486							
56	1	2:41.898	35.914	59.645	1:06.339	250.0	1:42:49.156	41	2	1:38.741	31.097	31.525	36.119	265.4	1:15:50.227							
57	1	3:15.735	1:05.813	1:04.887	1:05.035		1:46:04.891	42	2	1:39.683	31.337	31.861	36.485	262.1	1:17:29.910							
58	1	2:43.019	54.554	51.879	56.586		1:48:47.910	43	2	1:49.135 B	31.930	32.877	44.328	259.0	1:19:19.045							
59	1	2:27.675	47.427	44.625	55.623	178.2	1:51:15.585	44	2	3:36.155	2:26.315	32.447	37.393		1:22:55.200							
60	1	1:44.459	33.438	32.770	38.251	254.1	1:53:00.044	45	2	1:48.912 B	32.369	33.392	43.151	257.1	1:24:44.112							
61	1	1:43.630	32.181	32.568	38.881	257.8	1:54:43.674	<div style="border: 1px solid black; padding: 5px;"> 12 Team Virage 1. Alessandro GHIRETTI 2. Miguel CRISTÓVÃO Ligier JS P320 - Nissan LMP3 </div>							1	2	1:45.245	36.143	32.502	36.600		1:45.245
62	1	1:43.180	32.889	32.294	37.997	257.8	1:56:26.854								2	2	1:41.168	31.862	32.778	36.528	265.4	3:26.413
63	1	1:43.632	33.074	32.834	37.724	257.8	1:58:10.486	3	2	1:39.926	31.599	32.128	36.199	262.8	5:06.339							
64	1	1:41.625	32.160	32.117	37.348	245.5	1:59:52.111	4	2	2:04.352	31.384	45.392	47.576	262.8	7:10.691							
65	1	1:42.940	33.067	32.394	37.479	260.9	2:01:35.051	5	2	2:43.798	48.191	50.357	1:05.250	177.0	9:54.489							
<div style="border: 1px solid black; padding: 5px;"> 10 Nielsen Racing 1. Rob HODES 2. Garrett GRIST Duqueine M30 - D08 - Nissan LMP3 </div>								6	2	2:25.504	48.425	40.123	56.956		12:19.993							
								7	2	2:39.354	54.806	44.787	59.761	126.3	14:59.347							
1	1	1:52.830	40.344	34.554	37.932		1:52.830	8	2	2:16.865	41.792	39.817	55.256	212.6	17:16.212							
2	1	1:43.401	32.448	33.390	37.563	262.1	3:36.231	9	2	1:40.783	31.964	32.417	36.402	259.6	18:56.995							
3	1	1:41.908	31.996	32.269	37.643	266.0	5:18.139	10	2	1:40.204	31.556	32.280	36.368	262.1	20:37.199							
4	1	2:01.381	32.227	40.889	48.265	265.4	7:19.520	11	2	1:40.228	32.023	32.203	36.002	264.7	22:17.427							
5	1	2:45.111	49.299	49.670	1:06.142	130.0	10:04.631	12	2	1:39.474	31.345	32.021	36.108	263.4	23:56.901							
6	1	2:23.810	48.275	37.720	57.815		12:28.441	13	2	1:40.129	31.486	32.007	36.636	265.4	25:37.030							
7	1	2:40.703	56.328	42.367	1:02.008		15:09.144	14	2	1:39.766	31.451	32.022	36.293	263.4	27:16.796							
8	1	2:12.312	40.771	39.442	52.099	187.8	17:21.456	15	2	1:46.335 B	31.332	32.455	42.548	264.7	29:03.131							
9	1	1:43.145	33.133	32.956	37.056	254.1	19:04.601	16	2	2:02.176	53.646	31.958	36.572		31:05.307							
10	1	1:40.768	31.803	32.182	36.783	252.9	20:45.369	17	2	1:41.236	31.631	32.389	37.216	264.7	32:46.543							
11	1	1:41.779	31.659	32.230	37.890	263.4	22:27.148	18	2	1:41.134	31.925	32.382	36.827	255.9	34:27.677							
12	1	1:41.302	31.538	32.284	37.480	264.1	24:08.450	19	2	1:39.512	31.378	31.938	36.196	261.5	36:07.189							
13	1	1:41.139	31.604	32.113	37.422	264.1	25:49.589	20	2	1:39.333	31.400	31.917	36.016	262.8	37:46.522							
14	1	1:41.269	32.060	32.294	36.915	262.1	27:30.858	21	2	1:50.195	31.067	31.757	47.371	264.1	39:36.717							
15	1	1:41.487	32.531	32.258	36.698	262.8	29:12.345	22	2	1:40.645	31.795	32.327	36.523	263.4	41:17.362							
16	1	1:41.695	32.245	32.281	37.169	266.7	30:54.040															
17	1	1:40.883	31.591	32.363	36.929	262.8	32:34.923															



Michelin Le Mans Cup

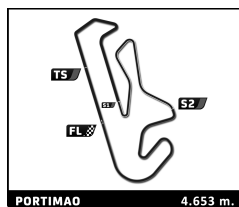
Portimao Round

Race

PORTIMAO 4.653 m. Sector Analysis

Lap under Red Flag Invalidated Lap Personal Best Session Best Crossing the pit lane

Lap	D	Time	Sector 1	Sector 2	Sector 3	T. Spd	Elapsed	Lap	D	Time	Sector 1	Sector 2	Sector 3	T. Spd	Elapsed	
23	2	1:39.995	31.610	32.306	36.079	265.4	42:57.357	7	1	2:37.470	54.074	45.277	58.119		14:54.965	
24	2	1:40.537	31.498	32.348	36.691	268.0	44:37.894	8	1	2:18.823	42.595	40.597	55.631	168.0	17:13.788	
25	2	1:39.915	31.541	32.118	36.256	264.7	46:17.809	9	1	1:39.311	31.559	31.663	36.089	265.4	18:53.099	
26	2	1:40.525	31.377	32.397	36.751	264.7	47:58.334	10	1	1:38.574	30.903	31.519	36.152	266.7	20:31.673	
27	2	1:41.971	32.037	32.314	37.620	267.3	49:40.305	11	1	1:38.628	31.052	31.433	36.143	267.3	22:10.301	
28	2	1:49.804	B	32.274	32.409	45.121	259.6	51:30.109	12	1	1:38.675	30.876	31.664	36.135	266.0	23:48.976
29	1	4:08.824	3:00.686	32.156	35.982		55:38.933	13	1	1:38.593	31.059	31.472	36.062	266.7	25:27.569	
30	1	1:37.475	30.704	31.335	35.436	260.9	57:16.408	14	1	1:38.330	30.870	31.481	35.979	265.4	27:05.899	
31	1	1:37.452	30.563	31.342	35.547	263.4	58:53.860	15	1	1:39.410	31.164	31.306	36.940	266.7	28:45.309	
32	1	1:36.924	30.496	30.892	35.536	262.8	1:00:30.784	16	1	1:38.718	31.067	31.592	36.059	264.1	30:24.027	
33	1	1:37.090	30.352	31.159	35.579	264.1	1:02:07.874	17	1	1:38.391	30.794	31.298	36.299	266.0	32:02.418	
34	1	1:37.301	30.374	31.271	35.656	264.1	1:03:45.175	18	1	1:39.451	31.066	31.813	36.572	264.7	33:41.869	
35	1	1:36.914	30.376	31.012	35.526	264.7	1:05:22.089	19	1	1:40.649	31.537	31.889	37.223	264.1	35:22.518	
36	1	1:37.728	30.449	31.427	35.852	264.7	1:06:59.817	20	1	1:39.343	31.088	31.874	36.381	267.3	37:01.861	
37	1	1:37.593	30.573	31.233	35.787	264.7	1:08:37.410	21	1	1:39.001	31.069	31.720	36.212	266.0	38:40.862	
38	1	1:37.440	30.612	31.192	35.636	264.1	1:10:14.850	22	1	1:38.830	30.988	31.594	36.248	267.3	40:19.692	
39	1	1:38.233	30.653	31.485	36.095	266.0	1:11:53.083	23	1	1:38.737	30.966	31.604	36.167	268.0	41:58.429	
40	1	1:37.580	30.736	31.343	35.501	264.7	1:13:30.663	24	1	1:39.355	31.556	31.634	36.165	269.3	43:37.784	
41	1	1:37.337	30.508	31.218	35.611	266.7	1:15:08.000	25	1	1:38.671	30.837	31.498	36.336	266.7	45:16.455	
42	1	1:37.736	30.716	31.242	35.778	268.0	1:16:45.736	26	1	1:38.656	31.042	31.631	35.983	266.7	46:55.111	
43	1	1:37.115	30.593	31.109	35.413	267.3	1:18:22.851	27	1	1:38.744	30.989	31.681	36.074	266.7	48:33.855	
44	1	1:38.058	30.848	31.337	35.873	267.3	1:20:00.909	28	1	1:39.770	31.055	31.928	36.787	268.0	50:13.625	
45	1	1:37.940	30.664	31.466	35.810	268.0	1:21:38.849	29	1	1:38.611	31.018	31.648	35.945	268.0	51:52.236	
46	1	1:38.881	30.810	31.890	36.181	268.0	1:23:17.730	30	1	1:38.338	30.651	31.244	36.443	266.7	53:30.574	
47	1	1:38.774	31.395	31.413	35.966	270.0	1:24:56.504	31	1	1:38.597	30.784	31.308	36.505	264.1	55:09.171	
48	1	1:39.070	31.231	31.502	36.337	268.7	1:26:35.574	32	1	1:44.329	B	30.865	31.318	42.146	266.7	56:53.500
49	1	1:37.690	30.614	31.249	35.827	266.7	1:28:13.264	33	2	3:46.917	2:36.502	33.343	37.072		1:00:40.417	
50	1	1:40.092	30.809	31.727	37.556	270.0	1:29:53.356	34	2	1:40.438	31.915	32.343	36.180	261.5	1:02:20.855	
51	1	1:38.036	31.003	31.505	35.528	262.8	1:31:31.392	35	2	1:38.943	31.331	31.569	36.043	262.8	1:03:59.798	
52	1	1:37.761	30.502	31.526	35.733	266.7	1:33:09.153	36	2	1:38.314	31.015	31.443	35.856	263.4	1:05:38.112	
53	1	1:37.212	30.502	31.135	35.575	267.3	1:34:46.365	37	2	1:38.213	30.896	31.411	35.906	264.1	1:07:16.325	
54	1	1:37.144	30.589	31.065	35.490	266.7	1:36:23.509	38	2	1:38.429	30.984	31.334	36.111	266.7	1:08:54.754	
55	1	1:37.370	30.556	31.333	35.481	268.0	1:38:00.879	39	2	1:38.571	31.207	31.444	35.920	267.3	1:10:33.325	
56	1	1:43.290	30.702	31.880	40.708	268.7	1:39:44.169	40	2	1:38.410	31.005	31.376	36.029	266.0	1:12:11.735	
57	1	3:06.268	B	57.182	1:00.576	1:08.510	1:42:50.437	41	2	1:38.873	30.986	31.373	36.514	268.7	1:13:50.608	
58	1	3:24.776	1:53.676	34.807	56.293		1:46:15.213	42	2	1:38.406	30.831	31.488	36.087	266.0	1:15:29.014	
59	1	2:43.819	55.563	49.415	58.841		1:48:59.032	43	2	1:39.049	30.989	31.756	36.304	268.0	1:17:08.063	
60	1	2:20.814	49.694	40.524	50.596	141.9	1:51:19.846	44	2	1:38.558	31.025	31.590	35.943	268.0	1:18:46.621	
61	1	1:42.104	32.552	32.363	37.189	266.0	1:53:01.950	45	2	1:38.296	30.956	31.342	35.998	268.0	1:20:24.917	
62	1	1:41.791	31.729	32.532	37.530	263.4	1:54:43.741	46	2	1:38.790	31.101	31.439	36.250	265.4	1:22:03.707	
63	1	1:39.113	31.771	31.763	35.579	251.7	1:56:22.854	47	2	1:38.369	31.058	31.229	36.082	269.3	1:23:42.076	
64	1	1:37.341	30.565	31.137	35.639	265.4	1:58:00.195	48	2	1:38.458	31.017	31.282	36.159	268.7	1:25:20.534	
65	1	1:38.486	30.933	31.504	36.049	266.0	1:59:38.681	49	2	1:38.315	30.954	31.461	35.900	267.3	1:26:58.849	
66	1	1:38.072	30.844	31.631	35.597	268.0	2:01:16.753	50	2	1:39.137	31.343	31.821	35.973	270.0	1:28:37.986	
21 Mühlner Motorsport 1. Moritz KRANZ 2. Alex KAPADIA								Duqueine M30 - D08 - Nissan								
								LMP3								
1	1	1:42.526	34.215	31.873	36.438		1:42.526	51	2	1:38.078	31.021	31.240	35.817	268.0	1:30:16.064	
2	1	1:39.126	31.138	31.774	36.214	266.7	3:21.652	52	2	1:38.144	30.798	31.330	36.016	266.7	1:31:54.208	
3	1	1:38.627	31.045	31.554	36.028	267.3	5:00.279	53	2	1:38.448	30.841	31.364	36.243	267.3	1:33:32.656	
4	1	2:07.285	31.096	48.526	47.663	268.7	7:07.564	54	2	1:37.926	30.659	31.287	35.980	268.7	1:35:10.582	
5	1	2:43.984	48.051	50.889	1:05.044	159.5	9:51.548	55	2	1:37.880	30.679	31.097	36.104	270.0	1:36:48.462	
6	1	2:25.947	48.436	40.768	56.743		12:17.495	56	2	1:38.712	31.006	31.635	36.071	268.7	1:38:27.174	
								57	2	1:50.445	B	30.806	34.706	44.933	268.7	1:40:17.619
								58	2	3:07.675	1:56.704	33.404	37.567		1:43:25.294	
								59	2	2:43.507	36.043	1:03.395	1:04.069	260.2	1:46:08.801	



Michelin Le Mans Cup

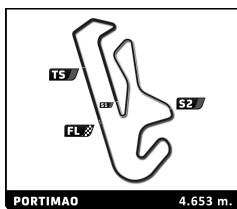
Portimao Round

Race

PORTIMAO 4.653 m. Sector Analysis

Lap under Red Flag Invalidated Lap Personal Best Session Best Crossing the pit lane

Lap	D	Time	Sector 1	Sector 2	Sector 3	T. Spd	Elapsed	Lap	D	Time	Sector 1	Sector 2	Sector 3	T. Spd	Elapsed
60	2	2:43.792	55.604	50.998	57.190		1:48:52.593	43	2	1:37.907	30.724	31.164	36.019	263.4	1:18:02.475
61	2	2:24.772	48.714	43.396	52.662	149.6	1:51:17.365	44	2	1:38.060	30.705	31.175	36.180	264.1	1:19:40.535
62	2	1:43.534	33.184	33.119	37.231	261.5	1:53:00.899	45	2	1:38.457	30.885	31.497	36.075	262.8	1:21:18.992
63	2	1:41.186	31.867	32.232	37.087	269.3	1:54:42.085	46	2	1:38.073	30.761	31.203	36.109	262.1	1:22:57.065
64	2	1:39.159	31.435	31.533	36.191	266.0	1:56:21.244	47	2	1:38.440	30.893	31.541	36.006	259.6	1:24:35.505
65	2	1:38.485	30.995	31.410	36.080	266.7	1:57:59.729	48	2	1:37.943	30.756	31.123	36.064	262.8	1:26:13.448
66	2	1:38.489	31.094	31.329	36.066	265.4	1:59:38.218	49	2	1:37.827	30.743	31.040	36.044	262.8	1:27:51.275
67	2	1:40.105	32.305	31.717	36.083	268.7	2:01:18.323	50	2	1:37.633	30.705	30.957	35.971	264.1	1:29:28.908
23 United Autosports 1. John SCHAURMAN 2. Wayne BOYD								Ligier JS P320 - Nissan LMP3							
								1	1	1:48.868	38.347	32.825	37.696		1:48.868
2	1	1:42.846	32.281	32.701	37.864	256.5	3:31.714	52	2	1:37.616	30.613	31.040	35.963	260.2	1:32:44.278
3	1	1:42.398	33.020	32.417	36.961	255.9	5:14.112	53	2	1:37.621	30.668	31.086	35.867	264.1	1:34:21.899
4	1	2:01.564	31.964	41.978	47.622	259.0	7:15.676	54	2	1:37.416	30.591	31.063	35.762	265.4	1:35:59.315
5	1	2:45.822	48.788	50.222	1:06.812	136.5	10:01.498	55	2	1:37.739	30.545	30.975	36.219	262.8	1:37:37.054
6	1	2:23.748	47.949	38.412	57.387	148.4	12:25.246	56	2	1:40.107	30.571	33.291	36.245	262.8	1:39:17.161
7	1	2:40.043	56.339	42.671	1:01.033		15:05.289	57	2	1:46.006	32.355	35.621	38.030	264.1	1:41:03.167
8	1	2:14.310	41.076	39.625	53.609	197.4	17:19.599	58	2	1:51.257 B	32.075	33.472	45.710	250.0	1:42:54.424
9	1	1:43.194	33.639	32.297	37.258	254.7	19:02.793	59	2	3:22.336	1:52.436	33.005	56.895		1:46:16.760
10	1	1:41.602	31.939	32.385	37.278	258.4	20:44.395	60	2	2:43.721	55.829	48.601	59.291		1:49:00.481
11	1	1:41.230	31.997	32.182	37.051	259.0	22:25.625	61	2	2:20.451	49.585	40.237	50.629	163.9	1:51:20.932
12	1	1:41.311	31.669	32.187	37.455	259.6	24:06.936	62	2	1:42.077	31.923	32.886	37.268	264.7	1:53:03.009
13	1	1:42.263	31.727	32.191	38.345	259.6	25:49.199	63	2	1:42.628	33.599	31.910	37.119	259.6	1:54:45.637
14	1	1:41.418	31.955	32.125	37.338	257.8	27:30.617	64	2	1:42.469	32.142	32.671	37.656	265.4	1:56:28.106
15	1	1:41.569	32.212	31.836	37.521	259.6	29:12.186	65	2	1:39.644	31.980	31.468	36.196	263.4	1:58:07.750
16	1	1:42.685	32.791	32.530	37.364	259.6	30:54.871	66	2	1:38.141	30.781	31.294	36.066	263.4	1:59:45.891
17	1	1:41.507	32.035	32.199	37.273	259.6	32:36.378	67	2	1:38.220	30.733	31.379	36.108	263.4	2:01:24.111
18	1	1:40.920	31.614	32.097	37.209	258.4	34:17.298	24 United Autosports 1. Daniel SCHNEIDER 2. Andrew MEYRICK							
19	1	1:40.873	31.607	32.149	37.117	257.1	35:58.171								
20	1	1:45.313	33.501	34.314	37.498	261.5	37:43.484	1	1	1:54.935	41.064	35.320	38.551		1:54.935
21	1	1:41.039	31.773	31.902	37.364	259.0	39:24.523	2	1	1:43.616	33.036	32.851	37.729	257.8	3:38.551
22	1	1:40.865	31.719	32.126	37.020	260.9	41:05.388	3	1	1:41.778	32.366	32.307	37.105	257.1	5:20.329
23	1	1:41.220	31.819	31.973	37.428	262.1	42:46.608	4	1	2:01.103	33.650	39.670	47.783	255.3	7:21.432
24	1	1:41.999	31.965	32.548	37.486	262.1	44:28.607	5	1	2:45.639	49.817	49.222	1:06.600	140.8	10:07.071
25	1	1:41.834	31.794	32.504	37.536	262.8	46:10.441	6	1	2:23.226	49.131	36.237	57.858		12:30.297
26	1	1:44.741	32.887	32.976	38.878	258.4	47:55.182	7	1	2:40.903	57.140	41.706	1:02.057		15:11.200
27	1	1:41.347	31.362	32.084	37.901	259.6	49:36.529	8	1	2:11.712	41.130	39.546	51.036	172.0	17:22.912
28	1	1:48.975 B	31.827	32.041	45.107	261.5	51:25.504	9	1	1:43.351	32.705	32.923	37.723	268.0	19:06.263
29	2	3:41.575	2:33.810	31.512	36.253		55:07.079	10	1	1:42.354	32.176	32.620	37.558	262.1	20:48.617
30	2	1:37.956	31.028	31.156	35.772	260.2	56:45.035	11	1	1:41.322	31.990	32.274	37.058	260.9	22:29.939
31	2	1:38.085	30.684	31.280	36.121	260.9	58:23.120	12	1	1:41.549	31.842	32.385	37.322	257.8	24:11.488
32	2	1:37.977	30.841	31.069	36.067	262.1	1:00:01.097	13	1	1:41.252	31.720	32.269	37.263	262.8	25:52.740
33	2	1:38.399	31.043	31.185	36.171	259.0	1:01:39.496	14	1	1:40.687	31.716	32.179	36.792	261.5	27:33.427
34	2	1:38.003	30.779	31.040	36.184	261.5	1:03:17.499	15	1	1:41.227	31.819	32.395	37.013	264.1	29:14.654
35	2	1:38.088	30.880	31.144	36.064	261.5	1:04:55.587	16	1	1:41.699	31.814	32.637	37.248	266.0	30:56.353
36	2	1:38.466	31.023	31.180	36.263	261.5	1:06:34.053	17	1	1:41.533	32.085	32.667	36.781	260.9	32:37.886
37	2	1:38.451	30.895	31.168	36.388	264.7	1:08:12.504	18	1	1:41.429	31.888	32.589	36.952	261.5	34:19.315
38	2	1:38.265	30.967	31.181	36.117	259.6	1:09:50.769	19	1	1:40.931	31.838	32.384	36.709	262.1	36:00.246
39	2	1:38.575	30.790	31.290	36.495	262.1	1:11:29.344	20	1	1:41.094	31.898	32.482	36.714	262.8	37:41.340
40	2	1:38.699	30.961	31.257	36.481	264.1	1:13:08.043	21	1	1:40.689	31.548	32.220	36.921	259.6	39:22.029
41	2	1:38.549	30.896	31.134	36.519	266.0	1:14:46.592	22	1	1:40.909	31.532	31.972	37.405	263.4	41:02.938
42	2	1:37.976	30.695	31.112	36.169	262.8	1:16:24.568	23	1	1:41.683	32.017	32.067	37.599	264.7	42:44.621
								24	1	1:40.002	31.654	31.820	36.528	261.5	44:24.623
								25	1	1:42.749	31.542	32.102	39.105	262.1	46:07.372



Michelin Le Mans Cup

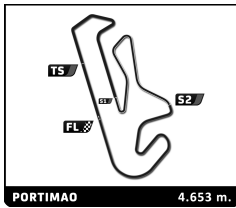
Portimao Round

Race

PORTIMAO 4.653 m. Sector Analysis

Lap under Red Flag Invalidated Lap Personal Best Session Best Crossing the pit lane

Lap	D	Time	Sector 1	Sector 2	Sector 3	T. Spd	Elapsed	Lap	D	Time	Sector 1	Sector 2	Sector 3	T. Spd	Elapsed
26	1	1:40.089	31.491	31.826	36.772	258.4	47:47.461	21	2	1:38.900	31.083	31.677	36.140	261.5	38:40.358
27	1	1:41.183	31.380	33.162	36.641	261.5	49:28.644	22	2	1:38.844	31.028	31.734	36.082	262.1	40:19.202
28	1	1:39.903	31.415	31.630	36.858	261.5	51:08.547	23	2	1:38.938	31.020	31.789	36.129	264.1	41:58.140
29	1	1:40.347	31.584	32.162	36.601	261.5	52:48.894	24	2	1:39.157	31.396	31.695	36.066	263.4	43:37.297
30	1	1:49.481 B	31.901	33.839	43.741	262.1	54:38.375	25	2	1:38.447	30.806	31.644	35.997	263.4	45:15.744
31	2	3:41.214	2:32.729	32.263	36.222		58:19.589	26	2	1:38.809	30.869	31.615	36.325	263.4	46:54.553
32	2	1:38.734	31.175	31.446	36.113	260.2	59:58.323	27	2	1:38.852	31.099	31.656	36.097	262.1	48:33.405
33	2	1:38.295	31.077	31.276	35.942	260.9	1:01:36.618	28	2	1:39.893	31.127	32.105	36.661	264.7	50:13.298
34	2	1:38.011	30.865	31.271	35.875	262.8	1:03:14.629	29	2	1:40.122	31.175	32.594	36.353	263.4	51:53.420
35	2	1:38.111	30.835	31.309	35.967	262.1	1:04:52.740	30	2	1:45.965 B	31.041	31.812	43.112	263.4	53:39.385
36	2	1:38.322	30.995	31.351	35.976	262.1	1:06:31.062	31	1	3:43.721	2:34.208	32.838	36.675		57:23.106
37	2	1:38.004	30.853	31.295	35.856	262.8	1:08:09.066	32	1	1:39.327	31.406	31.904	36.057	260.2	59:02.473
38	2	1:38.292	30.790	31.521	35.981	263.4	1:09:47.358	33	1	1:38.422	30.909	31.415	36.098	262.1	1:00:40.895
39	2	1:39.153	30.913	31.486	36.754	262.1	1:11:26.511	34	1	1:39.152	31.543	31.694	35.915	264.7	1:02:20.047
40	2	1:38.482	31.027	31.371	36.084	262.8	1:13:04.993	35	1	1:38.374	30.986	31.500	35.888	262.1	1:03:58.421
41	2	1:37.903	30.735	31.196	35.972	265.4	1:14:42.896	36	1	1:38.340	30.910	31.501	35.929	262.8	1:05:36.761
42	2	1:38.084	30.740	31.407	35.937	264.1	1:16:20.980	37	1	1:38.979	31.118	31.535	36.326	262.1	1:07:15.740
43	2	1:38.258	30.676	31.497	36.085	264.7	1:17:59.238	38	1	1:38.729	30.977	31.621	36.131	262.8	1:08:54.469
44	2	1:39.064	31.374	31.675	36.015	267.3	1:19:38.302	39	1	1:38.295	30.897	31.447	35.951	262.8	1:10:32.764
45	2	1:38.218	30.813	31.324	36.081	262.8	1:21:16.520	40	1	1:38.584	31.001	31.567	36.016	264.1	1:12:11.348
46	2	1:38.646	30.811	31.459	36.376	255.9	1:22:55.166	41	1	1:38.116	30.786	31.303	36.027	264.1	1:13:49.464
47	2	1:38.180	30.871	31.271	36.038	262.1	1:24:33.346	42	1	1:38.950	30.958	31.557	36.435	265.4	1:15:28.414
48	2	1:37.996	30.707	31.283	36.006	262.8	1:26:11.342	43	1	1:39.237	31.032	32.073	36.132	266.0	1:17:07.651
49	2	1:37.731	30.641	31.041	36.049	263.4	1:27:49.073	44	1	1:38.524	30.881	31.575	36.068	264.7	1:18:46.175
50	2	1:37.712	30.668	31.159	35.885	263.4	1:29:26.785	45	1	1:38.382	30.764	31.443	36.175	264.1	1:20:24.557
51	2	1:38.221	30.952	31.290	35.979	263.4	1:31:05.006	46	1	1:38.299	30.873	31.354	36.072	264.7	1:22:02.856
52	2	1:37.794	30.584	31.246	35.964	264.1	1:32:42.800	47	1	1:38.729	31.169	31.429	36.131	265.4	1:23:41.585
53	2	1:37.728	30.772	31.037	35.919	264.1	1:34:20.528	48	1	1:38.373	30.984	31.413	35.976	263.4	1:25:19.958
54	2	1:37.684	30.649	31.031	36.004	265.4	1:35:58.212	49	1	1:38.464	30.921	31.639	35.904	264.1	1:26:58.422
55	2	1:37.699	30.622	31.068	36.009	258.4	1:37:35.911	50	1	1:38.740	31.217	31.564	35.959	265.4	1:28:37.162
26 Graff 1. Matthias KAISER 2. Rory PENTTINEN								Ligier JS P320 - Nissan LMP3							
								1	2	1:42.083	33.674	31.981	36.428		1:42.083
2	2	1:38.786	31.263	31.490	36.033	261.5	3:20.869								
3	2	1:38.927	31.197	31.595	36.135	262.1	4:59.796								
4	2	2:06.654	31.099	48.266	47.289	262.1	7:06.450								
5	2	2:44.324	48.258	50.639	1:05.427	159.5	9:50.774								
6	2	2:25.569	48.225	40.872	56.472	124.1	12:16.343								
7	2	2:37.663	53.890	46.076	57.697		14:54.006								
8	2	2:19.473	42.862	40.831	55.780	163.9	17:13.479								
9	2	1:39.034	31.358	31.627	36.049	262.1	18:52.513								
10	2	1:38.761	30.912	31.563	36.286	261.5	20:31.274								
11	2	1:38.233	30.776	31.376	36.081	260.9	22:09.507								
12	2	1:38.365	30.915	31.260	36.190	262.1	23:47.872								
13	2	1:38.709	30.866	31.569	36.274	262.8	25:26.581								
14	2	1:38.670	30.833	31.558	36.279	261.5	27:05.251								
15	2	1:38.964	30.977	31.534	36.453	260.9	28:44.215								
16	2	1:38.935	31.019	31.738	36.178	262.1	30:23.150								
17	2	1:38.592	30.831	31.405	36.356	261.5	32:01.742								
18	2	1:39.828	31.193	31.844	36.791	260.9	33:41.570								
19	2	1:40.561	31.491	31.647	37.423	262.1	35:22.131								
20	2	1:39.327	30.965	32.035	36.327	262.1	37:01.458								
27 MY2S Racing 1. Christophe CRESP 2. Fabien LAVERGNE								Ligier JS P320 - Nissan LMP3							
								1	1	1:50.066	39.012	32.882	38.172		1:50.066
2	1	1:43.302	33.232	32.464	37.606	259.0	3:33.368								
3	1	1:41.960	32.157	32.319	37.484	260.2	5:15.328								



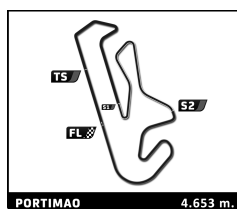
Michelin Le Mans Cup

Portimao Round

Race

Sector Analysis

Lap under Red Flag											Invalidated Lap					Personal Best	Session Best	B Crossing the pit lane
Lap	D	Time	Sector 1	Sector 2	Sector 3	T. Spd	Elapsed	Lap	D	Time	Sector 1	Sector 2	Sector 3	T. Spd	Elapsed			
51	2	1:38.234	31.113	31.322	35.799	264.7	1:29:48.736	34	2	1:43.118	32.721	32.801	37.596	257.8	1:06:01.703			
52	2	1:38.125	30.685	31.536	35.904	265.4	1:31:26.861	35	2	1:41.616	31.987	32.186	37.443	257.8	1:07:43.319			
53	2	1:38.216	30.739	31.537	35.940	264.7	1:33:05.077	36	2	1:41.649	31.902	32.368	37.379	257.1	1:09:24.968			
54	2	1:37.884	30.597	31.366	35.921	265.4	1:34:42.961	37	2	1:41.910	31.912	32.493	37.505	257.1	1:11:06.878			
55	2	1:38.000	30.761	31.462	35.777	266.0	1:36:20.961	38	2	1:42.647	32.202	32.394	38.051	257.1	1:12:49.525			
56	2	1:38.136	30.735	31.501	35.900	265.4	1:37:59.097	39	2	1:42.717	32.420	32.705	37.592	258.4	1:14:32.242			
57	2	1:42.798	30.549	32.019	40.230	265.4	1:39:41.895	40	2	1:42.018	32.064	32.324	37.630	258.4	1:16:14.260			
58	2	3:07.063 B	57.384	1:00.756	1:08.923		1:42:48.958	41	2	1:41.913	32.126	32.232	37.555	259.0	1:17:56.173			
59	2	3:25.494	1:52.173	34.897	58.424		1:46:14.452	42	2	1:42.233	32.099	32.359	37.775	258.4	1:19:38.406			
60	2	2:43.970	55.616	49.464	58.890		1:48:58.422	43	2	1:42.767	32.335	32.756	37.676	259.0	1:21:21.173			
61	2	2:21.388	49.551	40.529	51.308	146.3	1:51:19.810	44	2	1:42.092	32.202	32.382	37.508	258.4	1:23:03.265			
62	2	1:43.251	32.785	33.565	36.901	262.1	1:53:03.061	45	2	1:42.295	32.288	32.434	37.573	258.4	1:24:45.560			
63	2	1:49.727	41.964	31.958	35.805	264.7	1:54:52.788	46	2	1:49.169 B	31.989	33.673	43.507	259.0	1:26:34.729			
64	2	1:38.786	30.733	31.393	36.660	265.4	1:56:31.574	47	2	2:06.043	55.091	33.384	37.568		1:28:40.772			
65	2	1:39.948	31.472	31.949	36.527	266.0	1:58:11.522	48	2	1:42.085	32.190	32.364	37.531	259.0	1:30:22.857			
66	2	1:41.377	32.440	32.072	36.865	268.0	1:59:52.899	49	2	1:42.389	32.284	32.534	37.571	259.0	1:32:05.246			
67	2	1:42.633	32.720	32.713	37.200	268.7	2:01:35.532	50	2	1:41.987	32.027	32.295	37.665	259.6	1:33:47.233			
50		Kessel Racing					Ferrari 488 GT3											
		1. John HARTSHORNE					GT3											
		2. Oliver HANCOCK																
1	1	1:58.476	42.443	35.376	40.657		1:58.476	51	2	1:41.850	32.209	32.287	37.354	259.0	1:35:29.083			
2	1	1:47.152	33.663	34.114	39.375	252.3	3:45.628	52	2	1:42.169	32.068	32.389	37.712	259.6	1:37:11.252			
3	1	1:47.629	33.573	33.943	40.113	253.5	5:33.257	53	2	1:41.653	32.049	32.158	37.446	259.0	1:38:52.905			
4	1	1:57.656	35.256	36.526	45.874	243.2	7:30.913	54	2	1:48.366	32.351	37.696	38.319	259.0	1:40:41.271			
5	1	2:40.076	46.111	47.832	1:06.133	197.4	10:10.989	55	2	2:09.578	32.534	34.230	1:02.814	257.8	1:42:50.849			
6	1	2:24.377	48.594	38.349	57.434	148.1	12:35.366	56	2	3:15.549	1:06.483	1:04.042	1:05.024		1:46:06.398			
7	1	2:40.675	55.827	41.328	1:03.520		15:16.041	57	2	2:43.537	54.707	51.708	57.122	126.5	1:48:49.935			
8	1	2:11.119	44.535	35.600	50.984	127.2	17:27.160	58	2	2:26.629	47.583	44.456	54.590	170.6	1:51:16.564			
9	1	1:48.144	34.089	34.242	39.813	254.7	19:15.304	59	2	1:50.668	35.474	36.524	38.670	256.5	1:53:07.232			
10	1	1:46.397	33.294	33.825	39.278	252.3	21:01.701	60	2	1:42.106	32.090	32.393	37.623	260.9	1:54:49.338			
11	1	1:47.096	33.374	34.016	39.706	253.5	22:48.797	61	2	1:42.244	32.143	32.416	37.685	260.2	1:56:31.582			
12	1	1:46.640	33.300	33.694	39.646	252.9	24:35.437	62	2	1:50.464 B	33.145	32.992	44.327	243.2	1:58:22.046			
13	1	1:46.371	33.146	33.707	39.518	253.5	26:21.808	63	2	2:11.386	1:01.146	32.680	37.560		2:00:33.432			
14	1	1:46.745	33.087	33.768	39.890	254.1	28:08.553	64	2	1:41.303	31.898	32.197	37.208	259.0	2:02:14.735			
55		Rinaldi Racing					Duqueine M30 - D08 - Nissan					LMP3						
		1. Alexander MATTSCHULL																
		2. Nicolas VARRONE																
1	1	1:44.994	35.574	32.538	36.882		1:44.994	1	1	1:44.994	35.574	32.538	36.882		1:44.994			
2	1	1:39.801	31.272	32.154	36.375	260.9	3:24.795	2	1	1:39.801	31.272	32.154	36.375	260.9	3:24.795			
3	1	1:39.765	31.323	32.111	36.331	261.5	5:04.560	3	1	1:39.765	31.323	32.111	36.331	261.5	5:04.560			
4	1	2:04.870	31.450	45.967	47.453	260.9	7:09.430	4	1	2:04.870	31.450	45.967	47.453	260.9	7:09.430			
5	1	2:43.814	48.329	50.360	1:05.125	172.5	9:53.244	5	1	2:43.814	48.329	50.360	1:05.125	172.5	9:53.244			
6	1	2:25.733	48.428	40.604	56.701	121.6	12:18.977	6	1	2:25.733	48.428	40.604	56.701	121.6	12:18.977			
7	1	2:38.785	54.780	44.819	59.186	121.2	14:57.762	7	1	2:38.785	54.780	44.819	59.186	121.2	14:57.762			
8	1	2:17.458	41.909	40.336	55.213	212.6	17:15.220	8	1	2:17.458	41.909	40.336	55.213	212.6	17:15.220			
9	1	1:41.304	31.924	32.253	37.127	259.0	18:56.524	9	1	1:41.304	31.924	32.253	37.127	259.0	18:56.524			
10	1	1:40.351	31.581	32.232	36.538	257.1	20:36.875	10	1	1:40.351	31.581	32.232	36.538	257.1	20:36.875			
11	1	1:39.598	31.354	31.955	36.289	259.0	22:16.473	11	1	1:39.598	31.354	31.955	36.289	259.0	22:16.473			
12	1	1:40.033	31.273	32.353	36.407	260.2	23:56.506	12	1	1:40.033	31.273	32.353	36.407	260.2	23:56.506			
13	1	1:39.595	31.299	31.825	36.471	260.2	25:36.101	13	1	1:39.595	31.299	31.825	36.471	260.2	25:36.101			
14	1	1:39.756	31.367	31.829	36.560	259.6	27:15.857	14	1	1:39.756	31.367	31.829	36.560	259.6	27:15.857			
15	1	1:40.136	31.573	31.968	36.595	259.6	28:55.993	15	1	1:40.136	31.573	31.968	36.595	259.6	28:55.993			
16	1	1:40.367	31.773	31.968	36.626	259.0	30:36.360	16	1	1:40.367	31.773	31.968	36.626	259.0	30:36.360			
17	1	1:40.242	31.621	31.722	36.899	259.0	32:16.602	17	1	1:40.242	31.621	31.722	36.899	259.0	32:16.602			
18	1	1:40.183	31.813	32.038	36.332	259.0	33:56.785	18	1	1:40.183	31.813	32.038	36.332	259.0	33:56.785			
19	1	1:40.625	31.497	31.902	37.226	259.6	35:37.410	19	1	1:40.625	31.497	31.902	37.226	259.6	35:37.410			



Michelin Le Mans Cup

Portimao Round


Race

PORTIMAO 4.653 m. Sector Analysis

Lap under Red Flag Invalidated Lap Personal Best Session Best B Crossing the pit lane

Lap	D	Time	Sector 1	Sector 2	Sector 3	T. Spd	Elapsed	Lap	D	Time	Sector 1	Sector 2	Sector 3	T. Spd	Elapsed
20	1	1:39.976	31.473	31.964	36.539	259.6	37:17.386	3	1	1:41.478	32.130	32.501	36.847	262.1	5:16.278
21	1	1:40.304	31.764	31.979	36.561	260.2	38:57.690	4	1	2:02.592	33.214	41.132	48.246	264.1	7:18.870
22	1	1:49.643 B	31.384	33.430	44.829	262.1	40:47.333	5	1	2:44.775	48.517	49.933	1:06.325	129.2	10:03.645
23	1	2:02.561	53.866	32.184	36.511		42:49.894	6	1	2:24.142	48.290	38.019	57.833	130.4	12:27.787
24	1	1:40.039	31.540	32.156	36.343	260.9	44:29.933	7	1	2:40.151	56.388	42.465	1:01.298		15:07.938
25	1	1:40.582	31.321	32.348	36.913	262.1	46:10.515	8	1	2:12.946	41.081	39.438	52.427	196.4	17:20.884
26	1	1:42.626	32.276	33.206	37.144	261.5	47:53.141	9	1	1:44.573	33.261	33.260	38.052	257.1	19:05.457
27	1	1:40.812	31.173	32.545	37.094	260.9	49:33.953	10	1	1:41.614	32.017	33.024	36.573	261.5	20:47.071
28	1	1:40.428	31.793	32.082	36.553	260.2	51:14.381	11	1	1:42.179	32.480	32.951	36.748	262.8	22:29.250
29	1	1:40.214	31.452	32.506	36.256	259.0	52:54.595	12	1	1:41.336	31.954	32.433	36.949	262.8	24:10.586
30	1	1:39.444	31.190	31.643	36.611	260.2	54:34.039	13	1	1:40.947	31.813	32.113	37.021	263.4	25:51.533
31	1	1:40.378	31.247	31.959	37.172	260.9	56:14.417	14	1	1:41.094	31.926	32.409	36.759	264.7	27:32.627
32	1	1:46.808 B	31.273	32.276	43.259	261.5	58:01.225	15	1	1:41.013	32.083	32.203	36.727	264.1	29:13.640
33	2	3:52.612	2:43.311	32.989	36.312		1:01:53.837	16	1	1:41.971	32.299	32.591	37.081	262.1	30:55.611
34	2	1:38.657	31.265	31.542	35.850	257.8	1:03:32.494	17	1	1:41.637	32.436	32.478	36.723	264.1	32:37.248
35	2	1:37.983	30.931	31.283	35.769	259.6	1:05:10.477	18	1	1:41.591	32.118	32.464	37.009	262.8	34:18.839
36	2	1:37.870	30.844	31.274	35.752	260.9	1:06:48.347	19	1	1:40.641	31.699	32.423	36.519	261.5	35:59.480
37	2	1:38.829	31.013	31.892	35.924	263.4	1:08:27.176	20	1	1:42.572	32.308	33.492	36.772	262.8	37:42.052
38	2	1:37.813	30.796	31.291	35.726	261.5	1:10:04.989	21	1	1:41.158	31.540	32.834	36.784	263.4	39:23.210
39	2	1:37.957	30.814	31.243	35.900	260.9	1:11:42.946	22	1	1:40.980	31.654	32.669	36.657	262.8	41:04.190
40	2	1:38.132	30.931	31.440	35.761	261.5	1:13:21.078	23	1	1:41.649	31.689	32.231	37.729	264.1	42:45.839
41	2	1:38.146	30.905	31.331	35.910	262.8	1:14:59.224	24	1	1:41.899	32.191	32.582	37.126	266.7	44:27.738
42	2	1:38.289	30.855	31.594	35.840	264.1	1:16:37.513	25	1	1:41.526	31.811	32.694	37.021	264.1	46:09.264
43	2	1:38.275	30.961	31.455	35.859	265.4	1:18:15.788	26	1	1:46.133	33.134	33.412	39.587	265.4	47:55.397
44	2	1:38.171	30.845	31.523	35.803	264.7	1:19:53.959	27	1	1:41.321	31.866	32.362	37.093	260.9	49:36.718
45	2	1:38.960	31.193	31.752	36.015	265.4	1:21:32.919	28	1	1:49.802 B	32.250	32.569	44.983	262.8	51:26.520
46	2	1:39.433	31.052	32.396	35.985	263.4	1:23:12.352	29	2	3:48.783	2:39.301	32.784	36.698		55:15.303
47	2	1:38.086	30.734	31.560	35.792	261.5	1:24:50.438	30	2	1:39.037	31.570	31.547	35.920	259.6	56:54.340
48	2	1:38.331	30.845	31.266	36.220	262.8	1:26:28.769	31	2	1:38.025	30.843	31.200	35.982	260.9	58:32.365
49	2	1:38.755	31.325	31.540	35.890	264.1	1:28:07.524	32	2	1:37.884	30.811	31.233	35.840	263.4	1:00:10.249
50	2	1:38.103	30.768	31.325	36.010	262.1	1:29:45.627	33	2	1:39.242	31.955	31.292	35.995	262.8	1:01:49.491
51	2	1:38.580	30.953	31.603	36.024	262.1	1:31:24.207	34	2	1:38.160	31.047	31.395	35.718	263.4	1:03:27.651
52	2	1:38.198	30.750	31.328	36.120	262.8	1:33:02.405	35	2	1:38.121	30.918	31.361	35.842	264.7	1:05:05.772
53	2	1:37.992	30.720	31.349	35.923	262.1	1:34:40.397	36	2	1:40.878	30.869	32.205	37.804	264.7	1:06:46.650
54	2	1:38.128	30.797	31.438	35.893	262.8	1:36:18.525	37	2	1:38.627	31.400	31.475	35.752	259.6	1:08:25.277
55	2	1:38.125	30.744	31.236	36.145	262.8	1:37:56.650	38	2	1:38.119	31.077	31.346	35.696	261.5	1:10:03.396
56	2	1:38.983	30.691	31.815	36.477	262.8	1:39:35.633	39	2	1:38.454	31.000	31.535	35.919	263.4	1:11:41.850
57	2	2:36.991	1:02.072	53.452	41.467	180.0	1:42:12.624	40	2	1:38.375	30.948	31.462	35.965	263.4	1:13:20.225
58	2	1:56.978 B	36.044	35.739	45.195	231.8	1:44:09.602	41	2	1:38.217	30.976	31.431	35.810	264.1	1:14:58.442
59	2	3:04.850	1:53.330	34.109	37.411		1:47:14.452	42	2	1:38.357	31.013	31.407	35.937	264.7	1:16:36.799
60	2	1:49.092	31.554	32.607	44.931	258.4	1:49:03.544	43	2	1:38.199	30.924	31.334	35.941	265.4	1:18:14.998
61	2	2:18.474	50.713	39.062	48.699	154.7	1:51:22.018	44	2	1:38.346	30.889	31.476	35.981	265.4	1:19:53.344
62	2	1:42.314	32.003	33.255	37.056	265.4	1:53:04.332	45	2	1:39.078	31.329	31.557	36.192	266.0	1:21:32.422
63	2	1:42.418	32.964	32.688	36.766	268.7	1:54:46.750	46	2	1:40.523	30.976	31.972	37.575	266.0	1:23:12.945
64	2	1:42.053	32.366	32.861	36.826	262.1	1:56:28.803	47	2	1:38.481	31.071	31.503	35.907	262.8	1:24:51.426
65	2	1:41.751	31.968	32.267	37.516	264.7	1:58:10.554	48	2	1:38.237	30.898	31.345	35.994	266.0	1:26:29.663
66	2	1:38.707	30.928	31.641	36.138	260.2	1:59:49.261	49	2	1:40.699	31.083	32.135	37.481	265.4	1:28:10.362
67	2	1:38.865	31.004	31.460	36.401	262.1	2:01:28.126	50	2	1:39.301	31.780	31.570	35.951	259.0	1:29:49.663
								51	2	1:38.343	31.004	31.450	35.889	265.4	1:31:28.006
								52	2	1:38.236	30.907	31.539	35.790	267.3	1:33:06.242
								53	2	1:38.141	30.837	31.433	35.871	266.7	1:34:44.383
								54	2	1:37.748	30.746	31.245	35.757	265.4	1:36:22.131
								55	2	1:37.826	30.740	31.222	35.864	266.0	1:37:59.957

66	Rinaldi Racing	Duqueine M30 - D08 - Nissan					
	1. Steve PARROW	LMP3					
	2. Dominik SCHWAGER						
1	1	1:51.588	39.590	34.435	37.563		1:51.588
2	1	1:43.212	32.894	33.087	37.231	259.6	3:34.800



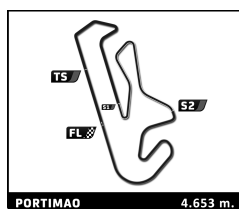
Michelin Le Mans Cup

Portimao Round

Race

Sector Analysis

Lap under Red Flag											Invalidated Lap					Personal Best	Session Best	B Crossing the pit lane
Lap	D	Time	Sector 1	Sector 2	Sector 3	T. Spd	Elapsed	Lap	D	Time	Sector 1	Sector 2	Sector 3	T. Spd	Elapsed			
56	2	1:43.010	30.842	31.854	40.314	266.0	1:39:42.967	40	2	1:37.459	30.639	31.119	35.701	264.1	1:12:29.717			
57	2	3:06.578 B	57.268	1:00.666	1:08.644		1:42:49.545	41	2	1:37.387	30.540	31.129	35.718	265.4	1:14:07.104			
58	2	3:22.014	1:38.756	40.386	1:02.872		1:46:11.559	42	2	1:37.149	30.558	31.043	35.548	265.4	1:15:44.253			
59	2	2:44.108	55.793	49.715	58.600		1:48:55.667	43	2	1:37.613	30.581	31.391	35.641	264.7	1:17:21.866			
60	2	2:22.755	48.018	42.376	52.361	147.1	1:51:18.422	44	2	1:37.245	30.413	30.948	35.884	264.7	1:18:59.111			
61	2	1:43.487	33.477	32.616	37.394	260.9	1:53:01.909	45	2	1:37.387	30.565	31.034	35.788	263.4	1:20:36.498			
62	2	1:42.061	32.593	32.195	37.273	260.9	1:54:43.970	46	2	1:37.660	30.690	31.128	35.842	264.1	1:22:14.158			
63	2	1:42.786	32.882	32.254	37.650	243.8	1:56:26.756	47	2	1:38.444	30.709	31.390	36.345	264.1	1:23:52.602			
64	2	1:38.222	30.933	31.323	35.966	262.8	1:58:04.978	48	2	1:37.849	30.854	31.188	35.807	262.1	1:25:30.451			
65	2	1:38.506	30.889	31.628	35.989	265.4	1:59:43.484	49	2	1:37.643	30.536	31.218	35.889	264.1	1:27:08.094			
66	2	1:38.353	30.842	31.310	36.201	264.1	2:01:21.837	50	2	1:37.238	30.495	31.111	35.632	264.1	1:28:45.332			
69 Cool Racing Ligier JS P320 - Nissan LMP3																		
1.Maurice SMITH																		
2.Matt BELL																		
1	1	1:43.339	34.718	32.490	36.131		1:43.339	51	2	1:37.510	30.390	31.168	35.952	266.0	1:30:22.842			
2	1	1:39.189	31.313	31.831	36.045	262.8	3:22.528	52	2	1:38.156	31.078	31.216	35.862	262.1	1:32:00.998			
3	1	1:39.253	31.240	31.725	36.288	264.1	5:01.781	53	2	1:37.972	30.675	31.342	35.955	267.3	1:33:38.970			
4	1	2:06.294	31.116	47.943	47.235	262.8	7:08.075	54	2	1:36.949	30.338	31.110	35.501	266.0	1:35:15.919			
5	1	2:44.013	48.749	50.545	1:04.719	176.5	9:52.088	55	2	1:37.072	30.280	31.084	35.708	266.0	1:36:52.991			
6	1	2:25.895	48.484	41.002	56.409		12:17.983	56	2	1:36.881	30.211	31.000	35.670	266.0	1:38:29.872			
7	1	2:38.698	54.398	45.384	58.916		14:56.681	57	2	1:48.608 B	30.492	32.895	45.221	268.7	1:40:18.480			
8	1	2:18.220	41.865	40.695	55.660	185.6	17:14.901	58	2	3:04.350	1:51.712	35.162	37.476		1:43:22.830			
9	1	1:39.670	31.488	31.995	36.187	259.0	18:54.571	59	2	2:45.428	37.848	1:03.205	1:04.375	238.9	1:46:08.258			
10	1	1:39.476	31.120	31.638	36.718	260.9	20:34.047	60	2	2:43.601	55.757	50.837	57.007		1:48:51.859			
11	1	1:39.252	31.324	31.706	36.222	260.9	22:13.299	61	2	2:25.007	48.217	44.050	52.740	147.9	1:51:16.866			
12	1	1:39.073	31.241	31.883	35.949	261.5	23:52.372	74 Kessel Racing Ferrari 488 GT3 GT3										
13	1	1:39.171	31.141	32.002	36.028	262.8	25:31.543	1.Michael BRONISZEWSKI										
14	1	1:39.075	31.263	31.803	36.009	261.5	27:10.618	2.David PEREL										
15	1	1:39.155	31.147	31.915	36.093	263.4	28:49.773	1	1	1:54.822	41.054	34.933	38.835		1:54.822			
16	1	1:39.878	31.381	31.917	36.580	262.8	30:29.651	2	1	1:43.713	32.597	32.785	38.331	260.9	3:38.535			
17	1	1:39.214	31.104	32.155	35.955	262.8	32:08.865	3	1	1:43.883	33.195	32.675	38.013	259.0	5:22.418			
18	1	1:52.805	43.393	33.003	36.409	261.5	34:01.670	4	1	2:02.966	33.466	39.250	50.250	260.2	7:25.384			
19	1	1:39.894	31.367	32.171	36.356	261.5	35:41.564	5	1	2:43.694	48.391	48.518	1:06.785	180.9	10:09.078			
20	1	1:40.588	31.351	32.178	37.059	262.1	37:22.152	6	1	2:24.908	48.689	38.180	58.039		12:33.986			
21	1	1:39.897	31.550	32.234	36.113	266.0	39:02.049	7	1	2:39.252	55.139	41.693	1:02.420		15:13.238			
22	1	1:41.554	31.348	32.110	38.096	264.1	40:43.603	8	1	2:12.388	42.277	37.836	52.275	136.9	17:25.626			
23	1	1:39.552	31.570	31.880	36.102	257.1	42:23.155	9	1	1:43.503	32.523	32.573	38.407	259.6	19:09.129			
24	1	1:41.365	31.400	32.385	37.580	263.4	44:04.520	10	1	1:42.749	32.174	32.545	38.030	260.2	20:51.878			
25	1	1:43.180	32.492	33.285	37.403	261.5	45:47.700	11	1	1:42.896	32.229	32.526	38.141	260.2	22:34.774			
26	1	1:39.150	31.330	31.985	35.835	261.5	47:26.850	12	1	1:44.313	32.178	32.985	39.150	260.2	24:19.087			
27	1	1:39.386	31.021	32.521	35.844	262.8	49:06.236	13	1	1:43.545	32.541	32.743	38.261	259.0	26:02.632			
28	1	1:48.859 B	31.296	33.134	44.429	264.1	50:55.095	14	1	1:43.705	32.412	32.695	38.598	258.4	27:46.337			
29	2	3:40.173	2:32.920	31.598	35.655		54:35.268	15	1	1:44.562	32.423	32.797	39.342	257.8	29:30.899			
30	2	1:38.166	30.691	31.555	35.920	263.4	56:13.434	16	1	1:43.442	32.482	32.791	38.169	257.1	31:14.341			
31	2	1:37.220	30.585	30.996	35.639	262.1	57:50.654	17	1	1:43.287	32.389	32.648	38.250	257.8	32:57.628			
32	2	1:37.118	30.496	30.927	35.695	263.4	59:27.772	18	1	1:43.422	32.310	32.916	38.196	257.1	34:41.050			
33	2	1:37.364	30.624	31.157	35.583	263.4	1:01:05.136	19	1	1:43.369	32.375	32.870	38.124	257.1	36:24.419			
34	2	1:37.759	30.516	31.056	36.187	263.4	1:02:42.895	20	1	1:43.684	32.645	32.763	38.276	258.4	38:08.103			
35	2	1:37.184	30.513	31.048	35.623	265.4	1:04:20.079	21	1	1:43.793	32.447	32.858	38.488	257.1	39:51.896			
36	2	1:38.360	31.187	31.426	35.747	266.7	1:05:58.439	22	1	1:43.803	32.580	32.997	38.226	257.8	41:35.699			
37	2	1:37.897	30.794	31.256	35.847	264.7	1:07:36.336	23	1	1:43.512	32.305	32.782	38.425	259.0	43:19.211			
38	2	1:38.347	31.016	31.495	35.836	266.0	1:09:14.683	24	1	1:43.190	32.411	32.836	37.943	258.4	45:02.401			
39	2	1:37.575	30.762	31.088	35.725	266.0	1:10:52.258	25	1	1:44.304	32.596	33.292	38.416	259.0	46:46.705			
								26	1	1:43.858	32.626	33.053	38.179	257.8	48:30.563			
								27	1	1:45.725	32.559	32.814	40.352	257.8	50:16.288			
								28	1	1:44.175	32.562	33.178	38.435	258.4	52:00.463			



Michelin Le Mans Cup

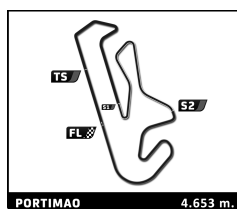
Portimao Round

Race

PORTIMAO 4.653 m. Sector Analysis

Lap under Red Flag Invalidated Lap Personal Best Session Best B Crossing the pit lane

Lap	D	Time	Sector 1	Sector 2	Sector 3	T. Spd	Elapsed	Lap	D	Time	Sector 1	Sector 2	Sector 3	T. Spd	Elapsed
29	1	1:43.603	32.675	32.797	38.131	257.8	53:44.066	14	1	1:40.417	31.743	31.657	37.017	262.1	27:47.321
30	1	1:43.526	32.533	32.861	38.132	258.4	55:27.592	15	1	1:41.562	31.941	32.577	37.044	264.1	29:28.883
31	1	1:49.532 B	32.566	33.036	43.930	259.6	57:17.124	16	1	1:41.350	31.907	31.970	37.473	262.8	31:10.233
32	2	3:58.648	2:47.275	33.464	37.909		1:01:15.772	17	1	1:41.000	31.947	32.120	36.933	262.1	32:51.233
33	2	1:42.940	32.439	32.407	38.094	258.4	1:02:58.712	18	1	1:41.001	31.817	31.953	37.231	263.4	34:32.234
34	2	1:42.410	32.624	32.380	37.406	257.8	1:04:41.122	19	1	1:41.110	31.806	32.142	37.162	262.1	36:13.344
35	2	1:41.333	31.844	32.110	37.379	260.2	1:06:22.455	20	1	1:40.968	31.862	31.943	37.163	264.7	37:54.312
36	2	1:41.320	31.815	32.186	37.319	260.9	1:08:03.775	21	1	1:41.851	32.005	32.039	37.807	263.4	39:36.163
37	2	1:41.239	31.855	32.019	37.365	260.9	1:09:45.014	22	1	1:40.742	31.848	32.190	36.704	262.8	41:16.905
38	2	1:41.569	31.942	32.295	37.332	260.2	1:11:26.583	23	1	1:40.194	31.410	32.099	36.685	263.4	42:57.099
39	2	1:41.224	31.987	32.124	37.113	260.9	1:13:07.807	24	1	1:39.630	31.286	31.481	36.863	264.1	44:36.729
40	2	1:41.319	32.105	32.121	37.093	263.4	1:14:49.126	25	1	1:40.098	31.534	31.483	37.081	263.4	46:16.827
41	2	1:41.271	31.778	32.257	37.236	262.8	1:16:30.397	26	1	1:41.314	31.973	31.700	37.641	263.4	47:58.141
42	2	1:40.975	31.665	32.093	37.217	263.4	1:18:11.372	27	1	1:41.179	31.945	31.704	37.530	264.7	49:39.320
43	2	1:41.054	31.705	32.029	37.320	261.5	1:19:52.426	28	1	1:49.612 B	32.512	32.494	44.606	262.1	51:28.932
44	2	1:42.508	32.223	33.094	37.191	260.9	1:21:34.934	29	2	5:36.991	4:25.982	33.404	37.605		57:05.923
45	2	1:42.428	32.753	32.367	37.308	262.1	1:23:17.362	30	2	1:39.344	31.439	31.631	36.274	260.9	58:45.267
46	2	1:42.139	32.657	32.257	37.225	262.1	1:24:59.501	31	2	1:38.206	31.209	31.112	35.885	260.9	1:00:23.473
47	2	1:40.976	31.768	31.944	37.264	262.1	1:26:40.477	32	2	1:37.709	30.927	31.130	35.652	262.1	1:02:01.182
48	2	1:41.394	32.005	32.099	37.290	261.5	1:28:21.871	33	2	1:37.924	30.776	31.166	35.982	264.1	1:03:39.106
49	2	1:41.054	31.713	32.077	37.264	262.8	1:30:02.925	34	2	1:37.619	30.733	31.250	35.636	264.1	1:05:16.725
50	2	1:41.208	31.759	31.942	37.507	262.8	1:31:44.133	35	2	1:37.952	30.880	31.211	35.861	264.1	1:06:54.677
51	2	1:41.082	31.758	32.046	37.278	262.8	1:33:25.215	36	2	1:38.063	30.793	31.213	36.057	264.1	1:08:32.740
52	2	1:41.025	31.674	32.114	37.237	263.4	1:35:06.240	37	2	1:38.564	30.855	31.217	36.492	262.8	1:10:11.304
53	2	1:40.897	31.717	31.984	37.196	263.4	1:36:47.137	38	2	1:38.635	31.268	31.153	36.214	260.9	1:11:49.939
54	2	1:42.560	33.117	32.176	37.267	262.8	1:38:29.697	39	2	1:38.171	30.897	31.320	35.954	264.7	1:13:28.110
55	2	1:53.023	31.878	36.723	44.422	262.8	1:40:22.720	40	2	1:37.957	30.738	31.121	36.098	265.4	1:15:06.067
56	2	2:26.967	32.638	48.299	1:06.030	256.5	1:42:49.687	41	2	1:38.357	30.930	31.180	36.247	265.4	1:16:44.424
57	2	3:15.863	1:06.173	1:04.724	1:04.966		1:46:05.550	42	2	1:37.697	30.837	30.991	35.869	266.0	1:18:22.121
58	2	2:43.234	54.856	51.727	56.651	122.9	1:48:48.784	43	2	1:38.241	31.061	31.161	36.019	265.4	1:20:00.362
59	2	2:26.945	47.589	44.750	54.606	158.6	1:51:15.729	44	2	1:38.086	30.698	31.175	36.213	265.4	1:21:38.448
60	2	1:44.985	34.268	32.676	38.041	261.5	1:53:00.714	45	2	1:38.998	30.760	31.558	36.680	265.4	1:23:17.446
61	2	1:43.380	32.621	32.299	38.460	264.7	1:54:44.094	46	2	1:38.698	31.274	31.222	36.202	264.1	1:24:56.144
62	2	1:44.376	32.745	33.060	38.571	263.4	1:56:28.470	47	2	1:40.027	32.026	31.831	36.170	265.4	1:26:36.171
63	2	1:42.590	32.030	32.876	37.684	264.7	1:58:11.060	48	2	1:38.032	30.813	31.262	35.957	266.7	1:28:14.203
64	2	1:41.394	31.904	32.052	37.438	264.1	1:59:52.454	49	2	1:39.597	30.792	31.322	37.483	268.7	1:29:53.800
65	2	1:42.836	32.785	32.552	37.499	264.1	2:01:35.290	50	2	1:38.422	30.978	31.540	35.904	264.7	1:31:32.222
75 Idec Sport 1. Patrice LAFARGUE 2. Dimitri ENJALBERT								Ligier JS P320 - Nissan LMP3							
1	1	1:48.196	37.620	33.034	37.542		1:48.196	51	2	1:45.361 B	30.984	31.260	43.117	265.4	1:33:17.583
2	1	1:40.710	31.784	32.121	36.805	259.0	3:28.906	52	2	2:19.767	1:12.535	31.077	36.155		1:35:37.350
3	1	1:40.565	31.699	32.049	36.817	262.8	5:09.471	53	2	1:38.814	31.114	31.474	36.226	266.7	1:37:16.164
4	1	2:03.880	31.901	45.106	46.873	262.1	7:13.351	54	2	1:50.072	30.778	30.947	48.347	266.0	1:39:06.236
5	1	2:44.643	48.661	50.256	1:05.726	145.2	9:57.994	55	2	1:46.025	32.219	34.605	39.201	264.1	1:40:52.261
6	1	2:24.870	49.198	39.316	56.356	133.8	12:22.864	56	2	2:01.372 B	33.780	33.881	53.711	238.4	1:42:53.633
7	1	2:40.218	56.644	43.193	1:00.381		15:03.082	57	2	3:23.855	1:55.222	32.335	56.298		1:46:17.488
8	1	2:15.100	41.687	38.724	54.689	174.5	17:18.182	58	2	2:43.519	55.901	48.663	58.955		1:49:01.007
9	1	1:41.169	31.979	32.000	37.190	258.4	18:59.351	59	2	2:20.358	50.200	39.546	50.612	172.2	1:51:21.365
10	1	1:40.227	31.736	31.853	36.638	261.5	20:39.578	60	2	1:42.520	31.803	33.488	37.229	264.7	1:53:03.885
11	1	1:40.471	31.684	31.867	36.920	262.8	22:20.049	61	2	1:42.328	33.132	32.711	36.485	270.0	1:54:46.213
12	1	2:05.257	31.921	31.473	1:01.863	262.8	24:25.306	62	2	1:43.520	32.713	33.360	37.447	248.3	1:56:29.733
13	1	1:41.598	32.360	32.456	36.782	257.1	26:06.904	63	2	1:41.574	31.690	32.822	37.062	267.3	1:58:11.307
								64	2	1:41.074	32.003	32.079	36.992	266.0	1:59:52.381
								65	2	1:39.669	31.704	31.590	36.375	270.0	2:01:32.050



Michelin Le Mans Cup

Portimao Round

Race

Sector Analysis

											Lap under Red Flag		Invalidated Lap		Personal Best		Session Best		B Crossing the pit lane	
Lap	D	Time	Sector 1	Sector 2	Sector 3	T. Spd	Elapsed	Lap	D	Time	Sector 1	Sector 2	Sector 3	T. Spd	Elapsed					
98		Motorsport98		Ligier JS P320 - Nissan				51	2	1:37.883	30.820	31.047	36.016	268.0	1:30:48.534					
		1. Eric DE DONCKER		LMP3				52	2	1:37.994	30.812	31.195	35.987	267.3	1:32:26.528					
		2. Dino LUNARDI						53	2	1:37.998	30.899	31.130	35.969	271.4	1:34:04.526					
1	1	1:50.992	39.413	33.795	37.784		1:50.992	54	2	1:38.062	30.996	31.185	35.881	268.7	1:35:42.588					
2	1	1:42.981	33.243	32.774	36.964	262.8	3:33.973	55	2	1:39.139	30.881	31.693	36.565	268.7	1:37:21.727					
3	1	1:41.537	32.352	32.423	36.762	264.1	5:15.510	56	2	1:44.626 B	31.048	31.296	42.282	269.3	1:39:06.353					
4	1	2:01.686	32.442	41.032	48.212	264.1	7:17.196	57	2	2:06.906	56.364	32.866	37.676		1:41:13.259					
5	1	2:45.361	49.207	49.694	1:06.460	130.9	10:02.557	58	2	1:56.459 B	33.631	36.787	46.041	250.0	1:43:09.718					
6	1	2:24.191	48.169	38.166	57.856	144.2	12:26.748	59	2	3:09.144	1:51.590	35.108	42.446		1:46:18.862					
7	1	2:40.466	56.131	42.502	1:01.833		15:07.214	60	2	2:42.693	56.764	47.340	58.589		1:49:01.555					
8	1	2:12.624	40.111	39.427	53.086	204.5	17:19.838	61	2	2:20.146	50.989	39.131	50.026	148.1	1:51:21.701					
9	1	1:41.908	32.969	32.017	36.922	259.0	19:01.746	62	2	1:41.852	31.957	33.261	36.634	266.7	1:53:03.553					
10	1	1:41.449	32.170	32.240	37.039	260.9	20:43.195	63	2	1:41.083	32.616	31.748	36.719	270.7	1:54:44.636					
11	1	1:41.074	32.012	32.075	36.987	260.9	22:24.269	64	2	1:42.325	32.736	32.818	36.771	266.7	1:56:26.961					
12	1	1:41.426	32.128	32.032	37.266	263.4	24:05.695	65	2	1:38.664	31.603	31.045	36.016	263.4	1:58:05.625					
13	1	1:41.191	31.944	32.159	37.088	264.1	25:46.886	66	2	1:38.224	30.835	31.292	36.097	266.7	1:59:43.849					
14	1	1:42.108	31.903	32.657	37.548	262.8	27:28.994	67	2	1:38.448	30.893	31.207	36.348	267.3	2:01:22.297					
15	1	1:41.096	32.121	32.135	36.840	264.7	29:10.090													
16	1	1:40.777	31.841	32.051	36.885	262.8	30:50.867													
17	1	1:41.303	31.926	32.108	37.269	262.1	32:32.170													
18	1	1:40.903	31.897	32.216	36.790	261.5	34:13.073													
19	1	1:40.946	31.878	32.053	37.015	261.5	35:54.019													
20	1	1:40.721	31.762	32.139	36.820	264.1	37:34.740													
21	1	1:40.750	31.684	32.135	36.931	264.7	39:15.490													
22	1	1:40.868	31.842	32.136	36.890	264.1	40:56.358													
23	1	1:40.396	31.662	32.130	36.604	264.7	42:36.754													
24	1	1:41.740	31.809	32.315	37.616	264.1	44:18.494													
25	1	1:40.263	31.781	31.792	36.690	263.4	45:58.757													
26	1	1:40.149	31.492	31.876	36.781	264.7	47:38.906													
27	1	1:40.721	31.784	31.963	36.974	262.1	49:19.627													
28	1	1:48.663 B	32.099	32.276	44.288	263.4	51:08.290													
29	2	3:43.461	2:35.393	32.118	35.950		54:51.751													
30	2	1:37.679	30.952	31.231	35.496	262.8	56:29.430													
31	2	1:37.108	30.562	30.940	35.606	264.1	58:06.538													
32	2	1:37.443	30.673	31.173	35.597	265.4	59:43.981													
33	2	1:37.291	30.607	30.952	35.732	265.4	1:01:21.272													
34	2	1:37.587	30.612	31.085	35.890	266.0	1:02:58.859													
35	2	1:39.286	31.662	31.411	36.213	266.7	1:04:38.145													
36	2	1:38.279	30.941	31.263	36.075	269.3	1:06:16.424													
37	2	1:38.655	30.838	31.300	36.517	268.0	1:07:55.079													
38	2	1:38.259	30.921	31.156	36.182	264.1	1:09:33.338													
39	2	1:38.419	30.745	31.424	36.250	268.0	1:11:11.757													
40	2	1:37.940	30.828	31.115	35.997	267.3	1:12:49.697													
41	2	1:38.781	31.281	31.449	36.051	267.3	1:14:28.478													
42	2	1:38.014	30.814	31.290	35.910	267.3	1:16:06.492													
43	2	1:37.781	30.681	31.207	35.893	267.3	1:17:44.273													
44	2	1:37.850	30.789	31.200	35.861	267.3	1:19:22.123													
45	2	1:37.894	30.902	31.188	35.804	264.7	1:21:00.017													
46	2	1:38.253	30.910	31.176	36.167	266.7	1:22:38.270													
47	2	1:38.084	30.924	31.335	35.825	267.3	1:24:16.354													
48	2	1:38.110	30.811	31.296	36.003	267.3	1:25:54.464													
49	2	1:38.167	30.990	31.231	35.946	267.3	1:27:32.631													
50	2	1:38.020	30.975	31.089	35.956	267.3	1:29:10.651													