

MLMC Collective Test Day

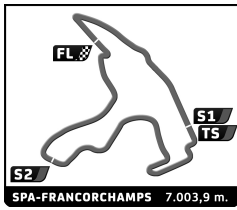
Spa-Francorchamps Round

Morning Test

Sector Analysis

Lap under Red Flag Invalidated Lap Personal Best Session Best Crossing the pit lane

Lap	D	Time	Sector 1	Sector 2	Sector 3	T. Spd	Elapsed	Lap	D	Time	Sector 1	Sector 2	Sector 3	T. Spd	Elapsed
3 DKR Engineering <small>Duqueine M30 - D08 - Nissan</small>															
1. Jon BROWNSON <small>LMP3</small>								2. Dario CANGIALOSI							
1	1	3:59.467	1:49.370	1:24.703	45.394	148.2	3:59.467	7	2	16:05.995 B	...	1:42.650	1:00.694	132.3	41:20.800
2	1	3:00.517	49.140	1:28.408	42.969	182.7	6:59.984	9	1	11:10.413	8:53.443	1:27.777	49.193	117.4	11:10.413
3	1	2:47.351	46.055	1:19.446	41.850	199.2	9:47.335	2	1	3:03.365	51.738	1:25.490	46.137	163.4	14:13.778
4	1	2:47.469	45.348	1:19.594	42.527	207.2	12:34.804	3	1	2:53.882	48.217	1:20.577	45.088	174.2	17:07.660
5	1	2:48.242	45.613	1:19.183	43.446	205.2	15:23.046	4	1	2:50.668	46.629	1:19.848	44.191	190.4	19:58.328
6	1	2:47.792	45.500	1:20.099	42.193	204.8	18:10.838	5	1	2:51.572	45.716	1:21.115	44.741	207.2	22:49.900
7	1	2:46.243	45.029	1:18.909	42.305	210.8	20:57.081	6	1	8:13.899 B	6:01.062	1:27.020	45.817	146.4	31:03.799
8	1	2:48.220	45.433	1:20.050	42.737	203.3	23:45.301	7	1	2:54.717	47.057	1:22.298	45.362	197.7	33:58.516
9	1	2:48.324	45.408	1:20.520	42.396	185.2	26:33.625	8	1	3:04.879	47.387	1:24.092	53.400	189.1	37:03.395
10	1	6:16.678 B	3:56.472	1:31.308	48.898	161.0	32:50.303	9	2	7:58.933 B	5:19.466	1:41.982	57.485	136.0	45:02.328
11	1	3:03.041	49.737	1:25.821	47.483	173.7	35:53.344	11 WTM Powered by Phoenix <small>Duqueine M30 - D08 - Nissan</small>							
12	1	3:09.053	49.795	1:31.399	47.859	164.9	39:02.397	1. Leonard WEISS <small>LMP3</small>							
13	1	3:23.104	50.699	1:34.431	57.974	152.8	42:25.501	2. Thorsten KRATZ							
5 Phoenix Racing <small>Ligier JS P320 - Nissan</small>															
1. Finn GEHRSTZ <small>LMP3</small>								2. Hamza OWEGA							
1	2	4:08.955	2:03.888	1:20.558	44.509	165.4	4:08.955	1	1	6:14.116	4:02.510	1:26.997	44.609	164.4	6:14.116
2	2	5:41.126 B	3:42.621	1:16.573	41.932	225.8	9:50.081	2	1	2:54.524	49.524	1:22.225	42.775	204.5	9:08.640
3	2	2:42.382	45.139	1:16.448	40.795	237.1	12:32.463	3	1	2:53.590	46.112	1:25.081	42.397	222.0	12:02.230
4	2	2:40.892	44.104	1:16.337	40.451	241.3	15:13.355	4	1	2:46.117	45.707	1:18.597	41.813	219.4	14:48.347
5	2	2:39.795	43.907	1:15.581	40.307	243.5	17:53.150	5	1	2:48.021	45.995	1:19.875	42.151	212.9	17:36.368
6	2	2:39.416	43.528	1:15.528	40.360	246.3	20:32.566	6	1	10:01.755 B	7:53.765	1:24.141	43.849	153.7	27:38.123
7	2	2:43.299	43.952	1:17.050	42.297	250.3	23:15.865	7	1	2:51.303	46.880	1:21.523	42.900	161.5	30:29.426
8	2	2:41.997	43.984	1:16.113	41.900	237.6	25:57.862	8	1	2:50.380	45.876	1:21.021	43.483	195.2	33:19.806
9	2	6:04.643 B	4:04.953	1:17.900	41.790	192.5	32:02.505	9	1	2:59.405	46.585	1:23.814	49.006	179.1	36:19.211
10	2	2:59.066	44.976	1:23.999	50.091	170.6	35:01.571	12 Black Falcon <small>Ligier JS P320 - Nissan</small>							
11	2	2:50.932	44.739	1:19.224	46.969	192.1	37:52.503	1. Maik ROSENBERG <small>LMP3</small>							
12	2	3:06.586	49.402	1:24.822	52.362	171.2	40:59.089	2. Donar MUNDING							
13	2	18:21.215 B	...	1:30.019	1:27.180	187.5	59:20.304	1	2	4:34.493	2:21.059	1:26.958	46.476	150.7	4:34.493
7 Nielsen Racing <small>Ligier JS P320 - Nissan</small>															
1. Anthony WELLS <small>LMP3</small>								2. Colin NOBLE							
1	1	9:57.838	7:52.972	1:22.367	42.499	153.3	9:57.838	2	2	2:46.611	45.942	1:16.856	43.813	228.6	7:21.104
2	1	2:49.488	47.810	1:19.187	42.491	206.4	12:47.326	3	2	2:45.745	46.546	1:17.589	41.610	237.6	10:06.849
3	1	2:44.534	46.261	1:16.300	41.973	223.0	15:31.860	4	2	2:43.416	45.201	1:17.076	41.139	237.6	12:50.265
4	1	2:44.828	45.997	1:16.943	41.888	216.3	18:16.688	5	2	2:43.354	44.759	1:17.317	41.278	229.6	15:33.619
5	1	2:46.452	45.273	1:19.476	41.703	217.2	21:03.140	6	2	2:44.170	44.762	1:18.101	41.307	194.2	18:17.789
6	1	2:45.062	44.917	1:17.897	42.248	207.6	23:48.202	7	2	2:43.579	44.187	1:17.932	41.460	227.6	21:01.368
7	1	2:46.471	45.147	1:18.624	42.700	215.0	26:34.673	8	2	2:44.626	44.145	1:18.233	42.248	232.0	23:45.994
8	1	8:17.856 B	6:07.624	1:20.033	50.199	181.5	34:52.529	16 Team Virage <small>Ligier JS P320 - Nissan</small>							
9	1	5:24.027 B	2:59.190	1:30.759	54.078	155.9	40:16.556	1. Sacha LEHMANN <small>LMP3</small>							
								2. Matthias LUETHEN							
1	1	8:25.683	6:20.417	1:22.418	42.848	174.5	8:25.683	1	1	2:47.028	46.343	1:19.094	41.591	236.6	11:12.711
2	1	2:47.028	46.343	1:19.094	41.591	236.6	11:12.711	3	1	2:47.053	47.821	1:17.729	41.503	233.5	13:59.764
3	1	2:47.053	47.821	1:17.729	41.503	233.5	13:59.764	4	1	2:46.299	45.913	1:18.794	41.592	214.6	16:46.063
4	1	2:46.299	45.913	1:18.794	41.592	214.6	16:46.063	5	1	2:45.193	45.009	1:18.640	41.544	238.2	19:31.256
5	1	2:45.193	45.009	1:18.640	41.544	238.2	19:31.256	6	1	2:45.191	44.984	1:17.994	42.213	244.1	22:16.447
6	1	2:45.191	44.984	1:17.994	42.213	244.1	22:16.447	7	1	2:56.018	47.860	1:24.461	43.697	180.3	25:12.465
7	1	2:56.018	47.860	1:24.461	43.697	180.3	25:12.465	8	1	7:04.362 B	5:00.756	1:21.553	42.053	187.2	32:16.827
8	1	7:04.362 B	5:00.756	1:21.553	42.053	187.2	32:16.827	9	1	2:46.915	45.163	1:18.074	43.678	217.6	35:03.742
9	1	2:46.915	45.163	1:18.074	43.678	217.6	35:03.742	10	1	2:52.578	45.192	1:21.631	45.755	211.2	37:56.320
10	1	2:52.578	45.192	1:21.631	45.755	211.2	37:56.320	11	2	7:59.981 B	4:42.709	2:03.489	1:13.783	104.4	45:56.301
11	2	7:59.981 B	4:42.709	2:03.489	1:13.783	104.4	45:56.301	17 IDEC Sport <small>Ligier JS P320 - Nissan</small>							
								1. Patrice LAFARGUE <small>LMP3</small>							
								2. Dimitri ENJALBERT							



MLMC Collective Test Day

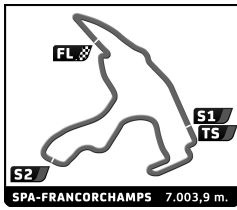
Spa-Francorchamps Round

Morning Test

Sector Analysis

Lap under Red Flag Invalidated Lap Personal Best Session Best B Crossing the pit lane

Lap	D	Time	Sector 1	Sector 2	Sector 3	T. Spd	Elapsed	Lap	D	Time	Sector 1	Sector 2	Sector 3	T. Spd	Elapsed
1	2	5:00.195	2:40.079	1:32.846	47.270	140.9	5:00.195	3	2	2:42.743	45.160	1:16.343	41.240	218.5	10:43.251
2	2	2:49.656	49.996	1:18.114	41.546	186.2	7:49.851	4	2	5:02.977 B	3:06.062	1:16.391	40.524	215.9	15:46.228
3	2	2:41.596	45.774	1:14.904	40.918	221.1	10:31.447	5	2	2:40.652	44.227	1:16.012	40.413	241.3	18:26.880
4	2	2:41.527	45.056	1:15.173	41.298	225.3	13:12.974	6	2	2:42.163	43.925	1:17.126	41.112	234.0	21:09.043
5	2	2:43.093	44.796	1:16.138	42.159	238.7	15:56.067	7	2	7:36.975 B	5:35.722	1:20.215	41.038	175.1	28:46.018
6	2	2:57.825	45.322	1:21.795	50.708	227.2	18:53.892	8	2	2:40.892	44.542	1:16.025	40.325	211.2	31:26.910
7	2	12:23.541 B	...	1:18.356	41.851	183.7	31:17.433	9	2	2:44.440	44.152	1:17.169	43.119	212.1	34:11.350
8	2	2:57.216	45.623	1:23.745	47.848	218.5	34:14.649								
9	2	6:59.151 B	4:26.169	1:35.652	57.330	125.9	41:13.800								
18		Mühlner Motorsport		Duqueine M30 - D08 - Nissan				23		United Autosports		Ligier JS P320 - Nissan			
		1.Andres LATORRE				LMP3				1.John SCHAUERMAN				LMP3	
		2.Garnet PATTERSON								2.Wayne BOYD					
1	2	2:55.230	45.871	1:25.392	43.967	176.2	2:55.230	1	2	16:07.811	...	1:15.921	40.313	186.8	16:07.811
2	2	7:28.654 B	5:28.121	1:18.674	41.859	195.6	10:23.884	2	2	2:39.805	43.969	1:15.070	40.766	225.8	18:47.616
3	2	2:45.186	46.477	1:17.697	41.012	217.2	13:09.070	3	2	2:39.857	43.668	1:15.644	40.545	239.7	21:27.473
4	2	2:44.850	46.008	1:16.945	41.897	223.0	15:53.920	4	2	2:39.135	43.471	1:15.272	40.392	230.1	24:06.608
5	2	2:41.892	44.917	1:16.174	40.801	216.7	18:35.812	5	2	2:38.317	43.600	1:14.636	40.081	226.7	26:44.925
6	2	2:43.808	44.681	1:16.919	42.208	222.0	21:19.620	6	2	2:39.428	43.138	1:15.181	41.109	226.2	29:24.353
7	2	2:50.388	45.780	1:20.074	44.534	210.8	24:10.008	7	1	10:20.345 B	7:47.986	1:34.250	58.109	152.6	39:44.698
8	2	9:57.593 B	7:48.570	1:24.520	44.503	175.9	34:07.601	8	1	17:59.584 B	...	1:40.474	1:02.498	156.4	57:44.282
9	2	2:57.924	47.615	1:23.015	47.294	166.5	37:05.525								
10	2	3:13.250	49.560	1:33.533	50.157	168.8	40:18.775								
11	2	3:40.082	50.880	1:51.439	57.763	170.1	43:58.857								
20		Grainmarket Racing		Duqueine M30 - D08 - Nissan				25		Racing Spirit of Leman		Ligier JS P320 - Nissan			
		1.Mark CRADER				LMP3				1.Jacques WOLFF		3.Mathias BECHE		LMP3	
		2.Alex MORTIMER								2.Théo CHALAL					
1	2	16:11.168	...	1:23.754	43.995	173.7	16:11.168	1	1	3:18.422	1:10.369	1:24.238	43.815	146.0	3:18.422
2	2	2:47.045	46.416	1:18.030	42.599	205.2	18:58.213	2	1	2:49.380	46.733	1:19.963	42.684	197.0	6:07.802
3	2	2:46.642	46.227	1:17.723	42.692	218.5	21:44.855	3	1	2:48.664	46.305	1:19.113	43.246	199.9	8:56.466
4	2	2:47.638	46.163	1:18.430	43.045	212.1	24:32.493	4	1	2:48.275	45.673	1:19.470	43.132	226.7	11:44.741
5	2	2:48.185	46.146	1:19.301	42.738	199.9	27:20.678	5	1	2:48.607	45.392	1:20.558	42.657	206.8	14:33.348
6	2	2:47.579	46.028	1:18.644	42.907	199.6	30:08.257	6	1	2:47.357	45.739	1:18.679	42.939	199.9	17:20.705
7	1	9:21.686 B	7:08.028	1:24.213	49.445	197.0	39:29.943	7	1	2:46.976	45.510	1:18.894	42.572	229.1	20:07.681
8	1	3:18.482	50.338	1:33.161	54.983	144.7	42:48.425	8	1	2:49.602	47.513	1:19.075	43.014	214.2	22:57.283
21		Mühlner Motorsport		Duqueine M30 - D08 - Nissan											
		1.Moritz KRANZ				LMP3									
		2.Ugo DE WILDE													
1	2	2:38.516	39.798	1:17.718	41.000	204.1	2:38.516	8	1	2:49.602	47.513	1:19.075	43.014	214.2	22:57.283
2	2	2:38.819	44.450	1:13.949	40.420	230.1	5:17.335	9	2	6:29.547 B	4:07.074	1:26.595	55.878	162.0	29:26.830
3	2	2:38.686	44.025	1:14.380	40.281	244.6	7:56.021	10	2	2:56.662	49.748	1:21.742	45.172	160.5	32:23.492
4	2	2:39.699	43.890	1:15.193	40.616	241.3	10:35.720	11	2	2:57.343	46.938	1:24.065	46.340	168.8	35:20.835
5	2	6:30.330 B	4:31.160	1:16.235	42.935	234.0	17:06.050	12	2	5:29.061 B	3:10.891	1:27.627	50.543	158.7	40:49.896
6	2	2:39.152	43.674	1:14.929	40.549	250.8	19:45.202	13	2	3:25.515	54.108	1:34.875	56.532	159.1	44:15.411
7	2	2:40.028	43.465	1:15.384	41.179	241.9	22:25.230	14	3	16:17.584 B	...	1:45.633	1:10.249	101.1	1:00:32.995
8	2	2:41.240	43.795	1:16.028	41.417	245.2	25:06.470								
9	2	2:40.587	44.447	1:15.345	40.795	211.6	27:47.057								
10	2	7:25.532 B	5:23.993	1:19.290	42.249	189.4	35:12.589								
11	2	2:53.945	44.297	1:22.590	47.058	208.4	38:06.534								
22		United Autosports		Ligier JS P320 - Nissan				30		Frikadelli Racing Team		Ligier JS P320 - Nissan			
		1.Gerald KRAUT				LMP3				1.Klaus ABBELEN				LMP3	
		2.Scott ANDREWS								2.Axcil JEFFERIES					
1	2	2:52.987	48.230	1:22.325	42.432	182.1	2:52.987	1	2	4:51.796	2:42.635	1:21.323	47.838	178.2	4:51.796
2	2	5:07.521 B	3:06.953	1:19.555	41.013	206.4	8:00.508	2	2	2:43.400	45.300	1:16.423	41.677	218.0	7:35.196
								3	2	2:41.031	44.684	1:15.469	40.878	231.0	10:16.227
								4	2	5:10.962 B	3:09.914	1:19.451	41.597	193.8	15:27.189
								5	2	2:38.404	43.878	1:14.619	39.907	233.5	18:05.593
								6	2	2:38.349	43.426	1:14.564	40.359	243.5	20:43.942
								7	2	2:40.036	43.413	1:15.898	40.725	246.3	23:23.978
								8	2	2:39.857	43.593	1:15.546	40.718	233.0	26:03.835
								9	2	2:39.119	43.605	1:15.356	40.158	228.6	28:42.954
								10	1	6:49.473 B	4:25.590	1:34.314	49.569	137.3	35:32.427
								11	1	3:14.336	51.469	1:33.062	49.805	174.2	38:46.763
								12	1	3:41.756 B	58.114	1:36.383	1:07.259	153.9	42:28.519
31		AF Corse		Ligier JS P320 - Nissan											
		1.Kriton LENTOUDIS				LMP3									
		2.Rui AGUAS													



MLMC Collective Test Day


Spa-Francorchamps Round

Morning Test

Sector Analysis

Lap under Red Flag Invalidated Lap Personal Best Session Best Crossing the pit lane

Lap	D	Time	Sector 1	Sector 2	Sector 3	T. Spd	Elapsed	Lap	D	Time	Sector 1	Sector 2	Sector 3	T. Spd	Elapsed
32 United Autosports Ligier JS P320 - Nissan LMP3 1. Daniel SCHNEIDER 2. Andrew MEYRICK															
1	2	6:16.501	3:56.707	1:35.100	44.694	179.4	6:16.501								
2	2	2:55.975 B	48.356	1:17.500	50.119	201.4	9:12.476								
3	2	5:00.301	3:00.980	1:16.911	42.410	185.9	14:12.777								
4	2	2:41.039	44.587	1:15.530	40.922	223.4	16:53.816								
5	2	2:41.559	44.264	1:16.279	41.016	234.5	19:35.375								
6	2	2:41.747	43.819	1:16.700	41.228	247.4	22:17.122								
7	2	2:52.618	46.603	1:20.873	45.142	190.4	25:09.740								
8	2	10:38.650 B	8:22.073	1:26.175	50.402	179.4	35:48.390								
9	2	3:05.896	51.618	1:25.682	48.596	148.4	38:54.286								
55 Rinaldi Racing Duqueine M30 - D08 - Nissan LMP3 1. Steve PARROW 2. Dominik SCHWAGER															
1	2	3:27.343	1:25.613	1:19.065	42.665	196.3	3:27.343								
2	2	2:41.750	45.031	1:15.353	41.366	224.3	6:09.093								
3	2	2:40.710	44.705	1:15.263	40.742	230.1	8:49.803								
4	2	2:39.899	44.278	1:14.920	40.701	215.9	11:29.702								
5	2	2:42.637	43.964	1:15.798	42.875	226.7	14:12.339								
6	2	2:40.260	43.872	1:15.837	40.551	219.8	16:52.599								
7	2	2:47.368 B	43.726	1:15.829	47.813	230.6	19:39.967								
8	2	12:58.493	...	1:25.043	44.585	187.2	32:38.460								
9	2	2:55.986	46.187	1:21.073	48.726	177.3	35:34.446								
60 Phoenix Racing Ligier JS P320 - Nissan LMP3 1. Frank KRÄLING 2. Conor DE PHILLIPPI															
1	2	4:47.883	2:44.535	1:19.910	43.438	165.2	4:47.883								
2	2	2:37.220	44.237	1:13.250	39.733	245.7	7:25.103								
3	2	2:38.575	43.765	1:14.071	40.739	232.5	10:03.678								
4	2	2:37.554	43.249	1:14.622	39.683	241.9	12:41.232								
5	2	2:38.373	43.120	1:15.155	40.098	252.6	15:19.605								
6	2	6:20.986 B	4:23.562	1:16.168	41.256	206.0	21:40.591								
7	2	2:37.526	43.229	1:14.526	39.771	220.2	24:18.117								
8	2	2:37.529	43.165	1:14.613	39.751	217.2	26:55.646								
9	2	2:36.697	42.898	1:13.542	40.257	235.1	29:32.343								
10	2	2:38.328	42.889	1:15.213	40.226	226.7	32:10.671								
66 Rinaldi Racing Duqueine M30 - D08 - Nissan LMP3 1. Alexander MATTSCHULL 2. Nicolas VARRONE															
1	2	3:47.462	1:48.094	1:18.283	41.085	201.0	3:47.462								
2	2	2:40.505	44.382	1:15.207	40.916	224.3	6:27.967								
3	2	2:43.233	44.641	1:16.649	41.943	233.5	9:11.200								
4	2	6:52.741 B	4:54.775	1:16.825	41.141	211.2	16:03.941								
5	2	2:42.061	44.459	1:16.741	40.861	235.1	18:46.002								
6	2	2:43.693	43.734	1:17.995	41.964	228.1	21:29.695								
7	2	7:51.579 B	5:50.268	1:19.401	41.910	171.2	29:21.274								
8	2	2:43.491	44.558	1:17.161	41.772	204.5	32:04.765								
9	2	2:49.094	44.824	1:19.386	44.884	202.5	34:53.859								
69 COOL Racing Ligier JS P320 - Nissan LMP3 1. Maurice SMITH 2. Matt BELL															
1	2	2:50.076	48.953	1:20.303	40.820	172.5	2:50.076								
2	2	4:31.439 B	2:38.829	1:12.948	39.662	226.7	7:21.515								
3	2	2:36.901	42.914	1:13.759	40.228	245.7	9:58.416								
4	2	2:40.840	43.358	1:13.379	44.103	245.2	12:39.256								
5	2	2:36.576	43.079	1:13.754	39.743	245.7	15:15.832								
6	1	10:18.774 B	8:03.757	1:29.015	46.002	144.9	25:34.606								
7	1	2:50.170	47.315	1:19.628	43.227	217.2	28:24.776								
8	1	2:49.363	46.679	1:19.149	43.535	162.5	31:14.139								
9	1	2:47.504	45.728	1:18.778	42.998	184.0	34:01.643								
10	1	3:03.453	46.425	1:24.293	52.735	169.8	37:05.096								
71 Team Virage Ligier JS P320 - Nissan LMP3 1. Rob HODES 2. Garrett GRIST															
1	2	2:58.437	55.045	1:21.216	42.176	165.9	2:58.437								
2	1	4:34.212 B	2:36.373	1:16.999	40.840	219.4	7:32.649								
3	1	2:42.122	45.219	1:16.291	40.612	223.9	10:14.771								
4	1	2:40.624	43.969	1:16.296	40.359	222.0	12:55.395								
5	1	2:41.012	43.712	1:16.450	40.850	230.6	15:36.407								
6	1	2:48.201	43.862	1:17.120	47.219	215.4	18:24.608								
7	1	2:42.783	43.790	1:17.355	41.638	240.8	21:07.391								
8	1	2:42.737	43.758	1:17.150	41.829	227.6	23:50.128								
9	1	2:46.003	44.149	1:18.708	43.146	209.6	26:36.131								
10	2	5:23.876 B	3:19.187	1:21.904	42.785	185.9	32:00.007								
11	2	2:50.879	46.082	1:19.378	45.419	169.0	34:50.886								
12	2	2:54.434	44.649	1:20.597	49.188	204.5	37:45.320								



MLMC Collective Test Day

Spa-Francorchamps Round

Morning Test

Sector Analysis

Lap under Red Flag Invalidated Lap ■ Personal Best ■ Session Best **B** Crossing the pit lane

Lap	D	Time	Sector 1	Sector 2	Sector 3	T. Spd	Elapsed	Lap	D	Time	Sector 1	Sector 2	Sector 3	T. Spd	Elapsed
1	2	3:59.962	2:00.426	1:18.892	40.644	159.4	3:59.962								
2	2	2:39.500	45.944	1:14.251	39.305	195.6	6:39.462								
3	2	2:37.963	43.442	1:14.605	39.916	210.8	9:17.425								
4	2	2:39.572	44.283	1:15.264	40.025	210.8	11:56.997								
5	2	2:39.194	43.400	1:15.578	40.216	214.6	14:36.191								
6	2	2:45.274	44.214	1:18.052	43.008	205.2	17:21.465								
7	2	7:56.966 B	5:56.527	1:19.361	41.078	178.2	25:18.431								
8	2	2:41.141	44.211	1:16.433	40.497	202.5	27:59.572								
9	2	2:39.949	43.616	1:15.864	40.469	206.8	30:39.521								
10	1	9:46.489 B	7:04.549	1:43.768	58.172	134.4	40:26.010								
11	1	3:45.003	55.106	1:46.097	1:03.800	159.6	44:11.013								

73 **TS Corse** Duqueine M30 - D08 - Nissan
 1. Pietro PECCENINI LMP3
 2. Cian CAREY

1	2	3:03.139	59.999	1:19.943	43.197	201.0	3:03.139								
2	2	2:44.966	46.459	1:15.987	42.520	225.3	5:48.105								
3	2	2:45.714	46.115	1:17.069	42.530	207.2	8:33.819								
4	2	2:44.136	45.971	1:15.592	42.573	219.4	11:17.955								
5	2	2:46.516	45.091	1:19.023	42.402	211.6	14:04.471								
6	2	4:52.253 B	2:48.823	1:19.875	43.555	119.2	18:56.724								
7	2	2:43.784	44.888	1:16.887	42.009	213.7	21:40.508								
8	2	2:42.797	45.225	1:16.307	41.265	195.9	24:23.305								
9	2	2:43.995	45.241	1:16.353	42.401	189.4	27:07.300								
10	1	10:38.632 B	8:11.832	1:33.612	53.188	156.4	37:45.932								
11	1	3:37.904	57.788	1:39.171	1:00.945	142.2	41:23.836								

77 **Team Thor** Ligier JS P320 - Nissan
 1. Audunn GUDMUNDSSON LMP3
 2. Anders FJORBACH

1	1	3:57.027	1:42.740	1:27.177	47.110	159.4	3:57.027								
2	1	3:05.725	50.269	1:30.181	45.275	187.2	7:02.752								
3	1	3:01.303	50.828	1:25.100	45.375	165.2	10:04.055								
4	1	2:56.046	48.494	1:23.766	43.786	218.9	13:00.101								
5	1	2:56.184	47.301	1:23.137	45.746	208.4	15:56.285								
6	1	3:01.291	48.219	1:23.853	49.219	226.2	18:57.576								
7	1	3:00.273	50.024	1:23.642	46.607	199.2	21:57.849								
8	1	3:06.153	49.015	1:28.243	48.895	163.2	25:04.002								
9	1	7:57.727 B	5:43.263	1:27.162	47.302	159.4	33:01.729								
10	1	3:08.594	50.021	1:28.763	49.810	170.1	36:10.323								
11	1	3:21.968	51.041	1:33.514	57.413	143.0	39:32.291								

98 **MotorSport98** Ligier JS P320 - Nissan
 1. Eric DE DONCKER LMP3
 2. Dino LUNARDI

1	1	3:31.393	1:14.673	1:29.132	47.588	163.7	3:31.393								
2	1	2:54.501	48.936	1:21.083	44.482	202.9	6:25.894								
3	1	2:50.975	46.715	1:20.495	43.765	198.8	9:16.869								
4	1	2:55.687	48.026	1:22.312	45.349	209.2	12:12.556								
5	2	4:48.944 B	2:49.441	1:17.579	41.924	139.5	17:01.500								
6	2	2:40.321	43.914	1:15.545	40.862	244.6	19:41.821								
7	2	2:42.401	44.280	1:15.870	42.251	239.7	22:24.222								
8	2	12:20.965 B	...	1:18.326	42.361	198.1	34:45.187								
9	2	2:53.647	44.238	1:20.669	48.740	218.9	37:38.834								
10	2	9:24.947 B	6:47.975	1:37.961	59.011	130.2	47:03.781								