

# MLMC Collective Test Day

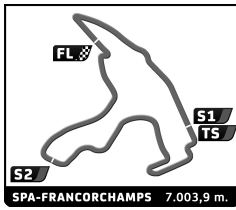
## Spa-Francorchamps Round

### Afternoon Test

#### Sector Analysis

Lap under Red Flag   Invalidated Lap   Personal Best   Session Best   B Crossing the pit lane

Lap	D	Time	Sector 1	Sector 2	Sector 3	T. Spd	Elapsed	Lap	D	Time	Sector 1	Sector 2	Sector 3	T. Spd	Elapsed								
<b>3</b> <b>DKR Engineering</b> <small>Duqueine M30 - D08 - Nissan</small>																							
1. Jon BROWNSON								3. Laurents HÖRR															
2. Dario CANGIALOSI								LMP3															
1	2	3:04.931	52.823	1:28.477	43.631	133.1	3:04.931	22	2	16:24.675	B	...	1:17.622	41.133	224.3	1:48:21.825							
2	2	2:46.305	45.682	1:18.984	41.639	190.8	5:51.236	23	2	3:18.141	B	1:16.239	1:16.233	45.669	237.6	1:51:39.966							
3	2	<b>2:42.264</b>	43.917	<b>1:16.847</b>	41.500	220.2	8:33.500	24	2	2:40.837		43.805	1:16.344	40.688	248.0	1:54:20.803							
4	2	2:43.344	44.205	1:17.520	41.619	215.9	11:16.844	25	2	2:51.022		43.647	1:16.315	51.060	246.8	1:57:11.825							
5	2	2:44.928	44.324	1:19.138	<b>41.466</b>	204.8	14:01.772								1	1	4:27.533	2:28.066	1:17.967	41.500	221.6	4:27.533	
6	2	2:43.531	43.739	1:18.253	41.539	218.5	16:45.303	2	1	2:42.045		43.980	1:15.758	42.307	224.3	7:09.578							
7	2	2:43.203	43.794	1:17.886	41.523	221.6	19:28.506	3	1	2:40.412		43.485	1:16.280	40.647	239.2	9:49.990							
8	2	2:45.356	<b>43.677</b>	1:20.091	41.588	221.6	22:13.862	4	1	2:40.874		43.228	1:16.768	40.878	238.7	12:30.864							
9	2	2:43.748	43.915	1:18.071	41.762	218.5	24:57.610	5	1	2:41.410		43.012	1:17.639	40.759	217.6	15:12.274							
10	1	6:21.987	B	4:12.457	1:23.456	46.074	153.7	31:19.597	6	1	2:40.833		43.178	1:16.238	41.417	234.5	17:53.107						
11	1	3:03.705		47.677	1:23.547	52.481	184.6	34:23.302	7	1	2:39.683		42.845	1:15.375	41.463	250.3	20:32.790						
12	1	2:57.954		48.007	1:24.830	45.117	185.5	37:21.256	8	1	2:40.240		44.207	1:15.608	40.425	234.5	23:13.030						
13	1	2:58.390		47.809	1:24.654	45.927	185.5	40:19.646	9	1	2:37.832		42.839	1:14.621	40.372	239.7	25:50.862						
14	1	2:50.986		45.638	1:21.430	43.918	188.8	43:10.632	10	2	8:52.179	B	6:57.047	1:14.880	40.252	225.3	34:43.041						
15	1	2:50.650		45.268	1:22.836	42.546	179.7	46:01.282	11	2	2:38.441		43.298	1:14.814	40.329	246.8	37:21.482						
16	1	2:50.769		46.129	1:20.613	44.027	186.8	48:52.051	12	2	2:38.412		42.973	1:15.392	40.047	239.2	39:59.894						
17	1	3:05.599		50.740	1:25.911	48.948	201.4	51:57.650	13	2	<b>2:36.550</b>		<b>42.769</b>	<b>1:14.133</b>	<b>39.648</b>	250.8	42:36.444						
18	2	27:50.364	B	...	1:22.244	44.004	155.7	1:19:48.014	14	1	4:57.631	B	2:55.778	1:18.752	43.101	204.1	47:34.075						
19	2	2:47.949		45.457	1:18.850	43.642	205.2	1:22:35.963	15	1	2:49.710		46.524	1:20.941	42.245	233.0	50:23.785						
20	2	2:46.863		45.462	1:19.101	42.300	206.8	1:25:22.826	16	1	2:47.440		45.607	1:19.475	42.358	217.6	53:11.225						
21	2	2:50.528		45.216	1:21.719	43.593	202.2	1:28:13.354	17	1	2:46.451		45.563	1:18.622	42.266	224.3	55:57.676						
22	2	2:45.149		44.217	1:18.644	42.288	216.3	1:30:58.503	18	1	<b>4:24.650</b>		1:03.320	1:53.218	1:28.112	117.0	1:00:22.326						
23	2	2:43.465		44.072	1:17.563	41.830	213.3	1:33:41.968	19	1	12:46.953	B	...	1:20.939	55.180	196.3	1:13:09.279						
24	1	12:54.991	B	...	1:26.594	45.733	143.7	1:46:36.959	20	1	2:49.173		46.454	1:20.149	42.570	214.6	1:15:58.452						
25	1	3:28.875		46.688	1:57.536	44.651	173.4	1:50:05.834	21	1	2:48.536		46.446	1:19.568	42.522	220.7	1:18:46.988						
26	1	3:06.008		49.730	1:28.616	47.662	172.3	1:53:11.842	22	1	2:48.247		46.691	1:19.233	42.323	212.5	1:21:35.235						
<b>5</b> <b>Phoenix Racing</b> <small>Ligier JS P320 - Nissan</small>																							
1. Finn GEHRSTZ								LMP3															
2. Hamza OWEGA																							
1	2	2:51.152		46.195	1:22.371	42.586	155.5	2:51.152								23	1	2:51.164	46.114	1:20.558	44.492	219.8	1:24:26.399
2	2	4:00.585	B	2:00.899	1:18.052	41.634	197.4	6:51.737								1	2	11:07.467	9:02.349	1:22.071	43.047	189.1	11:07.467
3	2	2:45.133		44.924	1:18.585	41.624	197.7	9:36.870	2	2	2:46.245		45.326	1:18.496	42.423	214.2	13:53.712						
4	2	2:45.070		44.819	1:17.837	42.414	200.3	12:21.940	3	2	2:45.846		44.626	1:18.740	42.480	229.6	16:39.558						
5	2	2:42.546		43.790	1:16.833	41.923	250.8	15:04.486	4	2	<b>2:44.797</b>		44.408	<b>1:18.325</b>	<b>42.064</b>	229.6	19:24.355						
6	2	2:41.902		43.836	1:16.682	41.384	249.1	17:46.388	5	2	2:46.411		<b>44.389</b>	1:19.410	42.612	234.0	22:10.766						
7	2	5:47.465	B	3:37.903	1:16.704	52.858	233.0	23:33.853	6	1	7:23.093	B	5:19.313	1:20.393	43.387	174.8	29:33.859						
8	2	2:40.478		43.669	1:16.095	40.714	244.1	26:14.331	7	1	2:47.055		45.253	1:19.258	42.544	234.0	32:20.914						
9	2	2:40.483		43.660	1:16.135	40.688	248.5	28:54.814	8	1	2:46.346		44.930	1:18.946	42.470	237.1	35:07.260						
10	2	2:40.151		43.587	1:16.085	40.479	244.6	31:34.965	9	1	2:49.325		45.218	1:19.580	44.527	239.7	37:56.585						
11	2	2:43.517		43.475	1:16.131	43.911	249.7	34:18.482	10	1	2:45.567		44.848	1:18.591	42.128	237.6	40:42.152						
12	2	5:56.043	B	3:55.295	1:17.682	43.066	233.0	40:14.525	11	1	2:46.215		45.153	1:18.653	42.409	243.0	43:28.367						
13	2	2:43.153		43.586	1:19.334	40.233	250.3	42:57.678								1	2	12:24.323	...	1:25.204	46.552	190.4	12:24.323
14	2	<b>2:38.845</b>		<b>43.075</b>	<b>1:15.629</b>	<b>40.141</b>	246.3	45:36.523	2	2	2:56.925		48.894	1:23.483	44.548	208.0	15:21.248						
15	2	2:40.519		43.963	1:15.877	40.679	250.3	48:17.042	3	2	2:53.621		47.176	1:22.399	44.046	223.0	18:14.869						
16	2	2:41.804		44.299	1:16.148	41.357	251.4	50:58.846	4	2	2:51.705		46.668	1:21.475	43.562	226.7	21:06.574						
17	2	30:04.228	B	...	1:17.547	47.306	224.3	1:21:03.074	5	2	2:50.170		46.611	1:20.451	43.108	235.6	23:56.744						
18	2	2:46.154		44.140	1:20.626	41.388	246.3	1:23:49.228	6	2	2:51.170		45.992	1:21.688	43.490	235.6	26:47.914						
19	2	2:43.412		44.212	1:18.153	41.047	246.3	1:26:32.640								1	2	2:51.170	45.992	1:21.688	43.490	235.6	26:47.914
20	2	2:41.505		44.098	1:16.181	41.226	248.0	1:29:14.145								2	2	2:56.925	48.894	1:23.483	44.548	208.0	15:21.248
21	2	2:43.005		44.535	1:16.955	41.515	242.4	1:31:57.150								3	2	2:53.621	47.176	1:22.399	44.046	223.0	18:14.869
<b>7</b> <b>Nielsen Racing</b> <small>Ligier JS P320 - Nissan</small>																							
1. Anthony WELLS								LMP3															
2. Colin NOBLE																							
1	1	4:27.533		2:28.066	1:17.967	41.500	221.6	4:27.533								1	2	2:51.170	45.992	1:21.688	43.490	235.6	26:47.914
2	1	2:42.045		43.980	1:15.758	42.307	224.3	7:09.578								2	2	2:56.925	48.894	1:23.483	44.548	208.0	15:21.248
3	1	2:40.412		43.485	1:16.280	40.647	239.2	9:49.990								3	2	2:53.621	47.176	1:22.399	44.046	223.0	18:14.869
4	1	2:40.874		43.228	1:16.768	40.878	238.7	12:30.864								4	2	2:51.705	46.668	1:21.475	43.562	226.7	21:06.574
5	1	2:41.410		43.012	1:17.639	40.759	217.6	15:12.274								5	2	2:50.170	46.611	1:20.451	43.108	235.6	23:56.744
6	1	2:40.833		43.178	1:16.238	41.417	234.5	17:53.107								6	2	2:51.170	45.992	1:21.688	43.490	235.6	26:47.914
7	1	2:39.683		42.845	1:15.375	41.463	250.3	20:32.790								7	2	2:50.170	46.611	1:20.451	43.108	235.6	23:56.744
8	1	2:40.240		44.207	1:15.608	40.425	234.5	23:13.030								8	2	2:51.170	45.992	1:21.688	43.490	235.6	26:47.914
9	1	2:37.832		42.839	1:14.621	40.372	239.7	25:50.862								9	2	2:50.170	46.611	1:20.451	43.108	235.6	23:56.744
10	2	8:52.179	B	6:57.047	1:14.880	40.252	225.3	34:43.041								10	2	2:50.170	46.611	1:20.451	43.108	235.6	23:56.744
11	2	2:38.441		43.298	1:14.814	40.329	246.8	37:21.482								11	2	2:50.170	46.611	1:20.451	43.108	235.6	23:56.744
12	2	2:38.412		42.973	1:15.392	40.047	239.2	39:59.894								12	2	2:50.170	46.611	1:20.451	43.108	235.6	23:56.744
13	2	<b>2:36.550</b>		<b>42.769</b>	<b>1:14.133</b>	<b>39.648</b>	250.8	42:36.444								13	2	2:50.170	46.611	1:20.451	43.108	235.6	23:56.744
14	1	4:57.631	B	2:55.778	1:18.752	43.101	204.1	47:34.075								14	2	2:50.170	46.611	1:20.451	43.108	235.6	23:56.744
15	1	2:49.710		46.524	1:20.941																		



# MLMC Collective Test Day

## Spa-Francorchamps Round

### Afternoon Test

## Sector Analysis

Lap under Red Flag   Invalidated Lap   Personal Best   Session Best   Crossing the pit lane

Lap	D	Time	Sector 1	Sector 2	Sector 3	T. Spd	Elapsed	Lap	D	Time	Sector 1	Sector 2	Sector 3	T. Spd	Elapsed
7	2	2:49.504	45.992	1:20.422	43.090	234.5	29:37.418	12	2	2:53.217	46.580	1:22.053	44.584	186.8	41:48.835
8	2	2:49.176	45.626	1:20.550	43.000	233.0	32:26.594	13	2	6:32.823 B	4:33.214	1:18.329	41.280	188.5	48:21.658
9	2	9:16.240 B	7:12.662	1:20.845	42.733	200.3	41:42.834	14	2	2:43.035	44.489	1:17.477	41.069	222.0	51:04.693
10	2	2:47.214	45.438	1:19.569	42.207	226.2	44:30.048	15	2	2:45.778	44.446	1:18.500	42.832	230.1	53:50.471
11	2	2:47.951	45.271	1:19.881	42.799	231.0	47:17.999	16	2	2:48.220	44.287	1:19.952	43.981	240.8	56:38.691
12	1	41:01.173 B	...	1:34.115	49.808	123.8	1:28:19.172	17	1	16:38.428 B	...	1:24.834	45.161	158.0	1:13:17.119
13	1	3:00.632	49.482	1:24.291	46.859	174.5	1:31:19.804	18	1	2:50.862	46.464	1:21.245	43.153	181.2	1:16:07.981
14	1	3:02.140	47.890	1:25.659	48.591	180.3	1:34:21.944	19	1	2:49.313	46.172	1:20.085	43.056	206.4	1:18:57.294
15	1	12:56.104 B	...	1:28.190	50.003	133.8	1:47:18.048	20	1	2:47.518	45.795	1:19.076	42.647	187.8	1:21:44.812
16	1	3:00.896	48.889	1:24.781	47.226	177.6	1:50:18.944	21	1	2:48.969	46.179	1:20.188	42.602	188.8	1:24:33.781
17	1	2:57.547	47.212	1:23.349	46.986	186.5	1:53:16.491	22	1	2:46.442	45.653	1:18.503	42.286	199.2	1:27:20.223
18	1	2:57.066	47.602	1:22.957	46.507	183.0	1:56:13.557	23	1	2:45.854	45.228	1:18.583	42.043	206.4	1:30:06.077

**11** WTM Powered by Phoenix  
 1. Leonard WEISS  
 2. Thorsten KRATZ  
 Duqueine M30 - D08 - Nissan  
 LMP3

1	1	3:30.751	1:19.674	1:25.675	45.402	173.9	3:30.751
2	1	2:54.849	48.107	1:22.639	44.103	191.1	6:25.600
3	1	2:55.025	47.177	1:23.027	44.821	202.5	9:20.625
4	1	2:50.760	46.250	1:21.316	43.194	197.0	12:11.385
5	1	5:37.017 B	3:33.773	1:21.309	41.935	206.8	17:48.402
6	1	2:43.655	44.371	1:17.719	41.565	229.6	20:32.057
7	1	2:45.275	45.008	1:18.604	41.663	188.1	23:17.332
8	1	2:46.332	44.370	1:20.448	41.514	229.1	26:03.664
9	2	5:40.418 B	3:39.336	1:19.008	42.074	212.1	31:44.082
10	2	2:47.806	45.637	1:18.212	43.957	240.3	34:31.888
11	2	2:46.876	45.432	1:19.165	42.279	235.1	37:18.764
12	2	2:48.124	44.985	1:19.953	43.186	237.6	40:06.888
13	2	9:18.993 B	7:18.429	1:18.334	42.230	225.8	49:25.881
14	2	2:45.925	45.763	1:18.081	42.081	223.0	52:11.806
15	2	2:45.895	45.435	1:17.854	42.606	225.8	54:57.701
16	2	4:07.456	45.165	1:54.531	1:27.760	238.2	59:05.157
17	2	21:16.491 B	...	1:20.060	44.268	177.9	1:20:21.648
18	2	2:45.533	45.037	1:18.458	42.038	214.6	1:23:07.181
19	2	2:44.688	44.766	1:18.058	41.864	223.9	1:25:51.869
20	2	2:44.573	44.682	1:17.826	42.065	206.0	1:28:36.442
21	2	18:15.993 B	...	1:25.767	44.325	159.1	1:46:52.435
22	2	2:50.245	45.891	1:19.782	44.572	190.1	1:49:42.680
23	2	2:50.853	45.319	1:19.662	45.872	168.5	1:52:33.533
24	2	2:44.375	44.204	1:18.587	41.584	223.0	1:55:17.908

**12** Black Falcon  
 1. Maik ROSENBERG  
 2. Donar MUNDING  
 Ligier JS P320 - Nissan  
 LMP3


1	2	9:37.910	7:19.935	1:28.853	49.122	182.4	9:37.910
2	2	2:58.898	48.284	1:22.490	48.124	176.8	12:36.808
3	2	2:56.363	48.226	1:23.325	44.812	187.5	15:33.171
4	2	2:53.095	46.718	1:21.611	44.766	195.9	18:26.266
5	2	2:59.193	49.148	1:25.256	44.789	227.2	21:25.459
6	2	2:58.840	48.084	1:25.955	44.801	178.8	24:24.299
7	2	2:57.920	47.348	1:25.190	45.382	173.9	27:22.219
8	2	2:55.307	47.458	1:23.134	44.715	192.1	30:17.526
9	2	2:55.239	47.163	1:23.024	45.052	187.2	33:12.765
10	2	2:51.171	46.177	1:21.590	43.404	194.9	36:03.936
11	2	2:51.682	46.203	1:21.958	43.521	198.8	38:55.618

**16** Team Virage  
 1. Sacha LEHMANN  
 2. Matthias LUETHEN  
 Ligier JS P320 - Nissan  
 LMP3

1	2	3:34.275	1:15.072	1:32.090	47.113	165.2	3:34.275
2	2	2:57.317	50.842	1:21.589	44.886	189.1	6:31.592
3	2	2:51.902	46.898	1:20.715	44.289	207.2	9:23.494
4	2	2:51.109	46.879	1:20.527	43.703	201.8	12:14.603
5	2	2:51.691	45.401	1:20.418	45.872	241.9	15:06.294
6	2	2:54.557	45.528	1:24.915	44.114	252.0	18:00.851
7	2	2:50.575	45.597	1:21.158	43.820	226.7	20:51.426
8	2	6:22.100 B	4:07.702	1:23.474	50.924	146.6	27:13.526
9	2	2:44.271	44.484	1:17.201	42.586	251.4	29:57.797
10	2	2:44.619	44.485	1:17.980	42.154	232.0	32:42.416
11	2	2:43.250	44.569	1:16.986	41.695	251.4	35:25.666
12	2	2:45.875	45.052	1:17.185	43.638	246.3	38:11.541
13	1	12:40.292 B	...	1:18.105	42.192	192.8	50:51.833
14	1	2:45.965	45.315	1:18.578	42.072	229.6	53:37.798
15	1	2:51.006	45.082	1:19.482	46.442	242.4	56:28.804
16	1	16:27.982 B	...	1:23.357	46.050	172.5	1:12:56.786
17	1	2:53.306	45.676	1:18.671	48.959	223.9	1:15:50.092
18	1	2:44.145	44.655	1:17.679	41.811	233.5	1:18:34.237
19	1	2:43.048	44.564	1:16.901	41.583	224.8	1:21:17.285
20	1	3:04.517	45.015	1:28.922	50.580	218.5	1:24:21.802
21	1	2:42.421	44.123	1:16.654	41.644	234.0	1:27:04.223
22	1	2:45.209	44.724	1:17.386	43.099	240.3	1:29:49.432
23	1	2:41.809	44.058	1:16.616	41.135	245.2	1:32:31.241
24	1	4:01.921	43.789	1:51.225	1:26.907	240.8	1:36:33.162
25	2	10:13.344 B	8:00.551	1:25.508	47.285	190.1	1:46:46.506
26	2	2:47.391	45.360	1:19.226	42.805	237.6	1:49:33.897
27	2	3:14.362	57.474	1:24.282	52.606	159.8	1:52:48.259
28	2	2:45.697	45.376	1:17.646	42.675	244.6	1:55:33.956

**17** IDEC Sport  
 1. Patrice LAFARGUE  
 2. Dimitri ENJALBERT  
 Ligier JS P320 - Nissan  
 LMP3

1	2	3:56.253	1:51.237	1:21.629	43.387	154.8	3:56.253
---	---	----------	----------	----------	--------	-------	----------



# MLMC Collective Test Day


## Spa-Francorchamps Round

### Afternoon Test

## Sector Analysis

Lap under Red Flag   Invalidated Lap   Personal Best   Session Best   Crossing the pit lane

Lap	D	Time	Sector 1	Sector 2	Sector 3	T. Spd	Elapsed	Lap	D	Time	Sector 1	Sector 2	Sector 3	T. Spd	Elapsed														
2	2	2:46.705	47.068	1:18.261	41.376	207.6	6:42.958	26	1	2:52.920	47.701	1:21.689	43.530	220.7	1:51:34.149														
3	2	2:44.257	45.420	1:17.114	41.723	216.3	9:27.215	27	1	2:50.241	46.770	1:21.076	42.395	218.0	1:54:24.390														
4	2	2:47.788	45.308	1:18.735	43.745	214.6	12:15.003	28	1	2:57.294	45.552	1:21.069	50.673	195.9	1:57:21.684														
5	2	2:47.670	45.585	1:19.407	42.678	199.9	15:02.673	<b>20</b> Grainmarket Racing 1. Mark CRADER 2. Alex MORTIMER Duqueine M30 - D08 - Nissan LMP3																					
6	2	6:12.690B	4:13.188	1:17.895	41.607	193.8	21:15.363	1	1	3:51.387	1:41.908	1:23.362	46.117	164.4	3:51.387														
7	2	2:45.332	45.224	1:17.495	42.613	232.5	24:00.695	2	1	2:57.014	48.707	1:23.082	45.225	176.5	6:48.401														
8	2	2:43.471	44.319	1:17.467	41.685	234.5	26:44.166	3	1	2:55.205	47.407	1:23.162	44.636	180.0	9:43.606														
9	2	2:43.741	45.014	1:16.930	41.797	213.7	29:27.907	4	1	2:52.446	46.290	1:21.616	44.540	192.1	12:36.052														
10	2	2:49.418	44.652	1:19.943	44.823	216.3	32:17.325	5	1	2:50.264	46.301	1:20.165	43.798	199.2	15:26.316														
11	2	14:34.174B	...	1:16.108	41.502	177.1	46:51.499	6	1	2:51.929	46.236	1:21.391	44.302	209.6	18:18.245														
12	2	2:44.402	44.944	1:17.216	42.242	240.8	49:35.901	7	1	2:50.784	46.141	1:21.343	43.300	214.2	21:09.029														
13	2	2:44.035	45.296	1:16.754	41.985	208.4	52:19.936	8	1	2:51.517	46.499	1:21.324	43.694	205.6	24:00.546														
14	2	2:43.235	45.456	1:16.248	41.531	221.6	55:03.171	9	2	6:20.025B	4:15.909	1:21.042	43.074	204.5	30:20.571														
15	2	4:02.513	45.051	1:49.714	1:27.748	236.6	59:05.684	10	2	2:48.350	46.221	1:19.903	42.226	198.5	33:08.921														
16	2	14:28.645B	...	1:19.534	47.707	179.1	1:13:34.329	11	2	2:46.779	45.019	1:19.718	42.042	210.0	35:55.700														
17	2	2:42.129	44.795	1:15.791	41.543	225.3	1:16:16.458	12	2	2:46.544	45.184	1:18.865	42.495	205.6	38:42.244														
18	2	2:44.392	44.860	1:17.347	42.185	238.2	1:19:00.850	13	2	2:53.255	45.445	1:19.238	48.572	207.6	41:35.499														
19	2	2:45.321	46.735	1:16.897	41.689	201.8	1:21:46.171	14	2	2:44.560	45.028	1:17.711	41.821	218.5	44:20.059														
20	2	2:42.317	44.679	1:16.108	41.530	236.1	1:24:28.488	15	2	2:53.135	45.037	1:22.489	45.609	201.0	47:13.194														
21	2	2:40.632	44.031	1:15.578	41.023	231.0	1:27:09.120	16	2	2:47.568	45.621	1:18.863	43.084	215.4	50:00.762														
22	2	2:42.123	44.248	1:15.754	42.121	238.2	1:29:51.243	17	2	2:53.401	46.314	1:20.828	46.259	204.1	52:54.163														
23	2	17:10.879B	...	1:17.619	42.112	198.5	1:47:02.122	18	2	2:47.368	46.408	1:18.768	42.192	218.0	55:41.531														
24	2	2:42.569	44.190	1:16.598	41.781	214.6	1:49:44.691	19	2	4:25.771	48.453	2:09.392	1:27.926	104.3	1:00:07.302														
25	2	2:54.851	45.483	1:17.977	51.391	207.6	1:52:39.542	20	1	27:35.949B	...	1:25.824	45.283	158.4	1:27:43.251														
26	2	2:41.340	44.098	1:16.080	41.162	233.5	1:55:20.882	21	1	2:51.908	47.373	1:20.832	43.703	182.7	1:30:35.159														
<b>18</b> Mühlner Motorsport 1. Andres LATORRE 2. Garnet PATTERSON Duqueine M30 - D08 - Nissan LMP3								22								1	2:49.999	46.409	1:19.862	43.728	189.1	1:33:25.158							
1								1	3:59.215	1:50.313	1:22.172	46.730	173.7	3:59.215	23								1	4:10.914	50.796	1:51.049	1:29.069	163.7	1:37:36.072
2								1	2:50.056	45.992	1:20.112	43.952	200.3	6:49.271	24								1	9:13.222B	7:07.273	1:21.836	44.113	181.2	1:46:49.294
3								1	2:46.817	46.645	1:18.346	41.826	203.7	9:36.088	25								1	2:51.310	46.462	1:19.810	45.038	187.2	1:49:40.604
4								1	2:47.062	45.017	1:18.076	43.969	210.0	12:23.150	26								1	2:49.955	46.695	1:19.811	43.449	177.9	1:52:30.559
5								1	2:45.364	44.816	1:18.660	41.888	206.4	15:08.514	27								1	2:49.448	45.632	1:19.787	44.029	197.0	1:55:20.007
6								1	2:44.037	44.930	1:17.889	41.218	210.4	17:52.551	<b>21</b> Mühlner Motorsport 1. Moritz KRANZ 2. Ugo DE WILDE 3. Thorsen JUNG Duqueine M30 - D08 - Nissan LMP3														
7								1	6:32.504B	4:24.799	1:23.347	44.358	198.8	24:25.055	1	2	3:21.320	1:22.008	1:18.777	40.535	194.9	3:21.320							
8								1	2:54.190	46.334	1:24.278	43.578	217.2	27:19.245	2	2	2:37.877	44.069	1:13.767	40.041	248.0	5:59.197							
9								1	2:50.601	46.105	1:21.271	43.225	213.3	30:09.846	3	2	2:42.280	44.038	1:15.964	42.278	218.9	8:41.477							
10								1	2:53.436	46.421	1:23.618	43.397	219.4	33:03.282	4	2	2:37.482	43.030	1:14.065	40.387	250.8	11:18.959							
11								1	2:50.935	45.099	1:22.374	43.462	236.1	35:54.217	5	2	2:40.099	43.383	1:16.025	40.691	240.3	13:59.058							
12								1	2:47.455	45.431	1:19.727	42.297	227.2	38:41.672	6	2	2:39.030	43.014	1:15.386	40.630	252.6	16:38.088							
13								1	2:47.477	45.112	1:19.226	43.139	210.4	41:29.149	7	2	7:57.287B	5:41.033	1:28.723	47.531	157.3	24:35.375							
14								1	2:49.834	45.586	1:21.340	42.908	237.1	44:18.983	8	2	2:52.800	47.847	1:20.528	44.425	215.0	27:28.175							
15								1	2:48.875	45.535	1:19.969	43.371	208.4	47:07.858	9	2	2:50.429	47.134	1:19.195	44.100	208.0	30:18.604							
16								1	11:05.994B	8:10.738	1:25.143	1:30.113	176.2	58:13.852	10	2	2:55.307	48.203	1:22.566	44.538	194.2	33:13.911							
17								1	15:30.960B	...	1:19.671	42.756	173.7	1:13:44.812	11	2	2:54.062	47.405	1:20.500	46.157	187.8	36:07.973							
18								1	2:44.105	45.405	1:17.181	41.519	204.1	1:16:28.917	12	2	2:53.115	48.225	1:20.269	44.621	197.7	39:01.088							
19								1	2:43.603	45.239	1:17.022	41.342	208.4	1:19:12.520	13	2	2:50.742	47.124	1:20.282	43.336	202.9	41:51.830							
20								1	2:47.015	45.073	1:19.387	42.555	215.9	1:24:43.008	14	2	2:52.164	47.122	1:20.468	44.574	204.1	44:43.994							
22								1	6:12.420B	4:11.204	1:19.108	42.108	167.7	1:30:55.428	15	2	30:42.006B	...	1:23.338	45.278	180.3	1:15:26.000							
23								1	2:42.185	44.533	1:16.547	41.105	223.4	1:33:37.613	16	2	2:54.350	48.432	1:21.736	44.182	167.7	1:18:20.350							
24								1	4:52.803	1:15.264	2:11.362	1:26.177	69.1	1:38:30.416	17	2	2:53.649	46.424	1:19.927	47.298	208.0	1:21:13.999							
25								1	10:10.813B	8:02.556	1:22.223	46.034	156.4	1:48:41.229															




# MLMC Collective Test Day

## Spa-Francorchamps Round

### Afternoon Test

## Sector Analysis

Lap under Red Flag   Invalidated Lap   Personal Best   Session Best   Crossing the pit lane																													
Lap	D	Time	Sector 1	Sector 2	Sector 3	T. Spd	Elapsed	Lap	D	Time	Sector 1	Sector 2	Sector 3	T. Spd	Elapsed														
18	2	2:54.479	48.769	1:21.034	44.676	184.6	1:24:08.478	10	1	2:50.485	46.829	1:21.054	42.602	164.2	46:01.993														
19	2	2:54.197	47.506	1:20.873	45.818	191.8	1:27:02.675	11	1	2:51.049	46.928	1:20.550	43.571	170.9	48:53.042														
20	2	2:53.906	48.898	1:21.074	43.934	198.1	1:29:56.581	12	1	2:52.905	47.569	1:21.232	44.104	208.4	51:45.947														
21	2	2:48.354	45.956	1:19.080	43.318	218.0	1:32:44.935	13	1	2:52.522	46.119	1:22.218	44.185	192.1	54:38.469														
22	2	<b>4:49.671</b>	1:08.124	2:10.895	1:30.652	109.5	1:37:34.606	14	1	<b>3:50.976</b>	46.420	1:35.161	1:29.395	203.7	58:29.445														
23	2	11:05.911 <b>B</b>	9:08.640	1:15.779	41.492	195.9	1:48:40.517	15	1	23:54.554 <b>B</b>	...	1:25.997	46.833	173.4	1:22:23.999														
24	2	2:38.880	43.601	1:14.999	40.280	247.4	1:51:19.397	16	1	2:50.491	45.778	1:21.119	43.594	222.0	1:25:14.490														
25	2	2:38.093	43.317	1:14.502	40.274	246.8	1:53:57.490	17	1	2:50.074	45.724	1:20.814	43.536	201.0	1:28:04.564														
26	2	2:48.136	43.123	1:14.329	50.684	252.6	1:56:45.626	18	1	2:54.653	45.354	1:21.754	47.545	215.0	1:30:59.217														
<b>22</b> <b>United Autosports</b> Ligier JS P320 - Nissan LMP3 1. Gerald KRAUT 2. Scott ANDREWS								19								1	<b>4:49.314</b>	46.046	2:36.502	1:26.766	198.8	1:35:48.531							
1								1	4:07.318	1:48.751	1:29.734	48.833	154.6	4:07.318	20								1	10:52.026 <b>B</b>	8:40.920	1:23.443	47.663	200.7	1:46:40.557
2								1	3:02.477	49.691	1:26.237	46.549	161.3	7:09.795	21								1	2:50.325	45.737	1:21.341	43.247	208.8	1:49:30.882
3								1	2:58.716	48.394	1:25.105	45.217	175.3	10:08.511	22								1	2:56.714	45.037	1:24.589	47.088	224.3	1:52:27.596
4								1	2:59.336	48.275	1:24.651	46.410	177.1	13:07.847	23								1	2:47.763	45.066	1:20.337	42.360	227.6	1:55:15.359
5								1	2:58.500	48.762	1:23.848	45.890	178.2	16:06.347	<b>25</b> <b>Racing Spirit of Leman</b> Ligier JS P320 - Nissan LMP3 1. Jacques WOLFF      3. Mathias BECHE 2. Théo CHALAL														
6								1	2:56.873	47.373	1:24.188	45.312	169.6	19:03.220	1								3	2:38.748	38.289	1:18.846	41.613	191.1	2:38.748
7								1	2:55.731	46.714	1:24.363	44.654	186.2	21:58.951	2								3	<b>2:38.832</b>	43.908	<b>1:14.433</b>	40.491	232.5	5:17.580
8								1	2:55.622	46.973	1:23.669	44.980	184.6	24:54.573	3								3	2:39.474	43.374	1:15.586	40.514	241.3	7:57.054
9								1	2:58.202	47.445	1:25.624	45.133	180.0	27:52.775	4								3	6:11.059 <b>B</b>	4:08.921	1:16.921	45.217	175.1	14:08.113
10								1	2:56.083	47.378	1:22.913	45.792	166.2	30:48.858	5								3	2:39.555	43.334	1:15.534	40.687	238.2	16:47.668
11								2	7:03.662 <b>B</b>	5:04.205	1:18.478	40.979	197.7	37:52.520	6								3	2:41.538	43.561	1:16.125	41.852	237.1	19:29.206
12								2	2:40.688	43.748	1:16.397	40.543	226.2	40:33.208	7								2	10:29.943 <b>B</b>	8:23.591	1:20.563	45.789	221.1	29:59.149
13								2	2:40.513	43.526	1:15.448	41.539	237.6	43:13.721	8								2	4:44.422	50.431	2:08.396	1:45.595	133.6	34:43.571
14								2	2:40.652	43.702	1:16.681	40.269	212.5	45:54.373	9								2	5:36.487 <b>B</b>	3:30.509	1:21.443	44.535	172.5	40:20.058
15								2	2:39.107	43.158	1:15.399	40.550	238.7	48:33.480	10								2	2:55.911	47.681	1:22.339	45.891	156.8	43:15.969
16								2	2:41.450	43.904	1:16.642	40.904	239.2	51:14.930	11								2	2:48.686	45.479	1:20.005	43.202	192.5	46:04.655
17								1	22:31.069 <b>B</b>	...	1:27.604	48.303	150.9	1:13:45.999	12								2	2:52.875	46.769	1:20.544	45.562	211.6	48:57.530
18								1	3:01.806	54.878	1:21.094	45.834	184.3	1:16:47.805	13								2	2:56.766	47.591	1:24.041	45.134	196.3	51:54.296
19								1	2:52.620	46.960	1:21.640	44.020	186.2	1:19:40.425	14								2	2:49.730	46.431	1:19.739	43.560	176.5	54:44.026
20								1	2:50.667	46.420	1:20.559	43.688	189.1	1:22:31.092	15								2	<b>3:46.131</b>	46.395	1:31.144	1:28.592	192.5	58:30.157
21								1	2:50.661	46.273	1:20.742	43.646	212.5	1:25:21.753	16								1	17:08.640 <b>B</b>	...	1:21.789	43.208	185.9	1:15:38.797
22								1	2:54.328	45.453	1:23.141	45.734	197.0	1:28:16.081	17								1	2:46.934	45.798	1:18.912	42.224	211.6	1:18:25.731
23								1	2:47.584	45.342	1:19.137	43.105	199.6	1:31:03.665	18								1	2:46.475	45.121	1:18.320	43.034	235.1	1:21:12.206
24								1	<b>2:54.771</b>	46.763	1:20.425	47.583	212.1	1:33:58.436	19								1	2:45.093	44.694	1:17.837	42.562	235.1	1:23:57.299
25								2	12:36.795 <b>B</b>	...	1:20.027	41.166	184.3	1:46:35.231	20								1	2:45.014	44.953	1:18.120	41.941	243.0	1:26:42.313
26								2	2:37.174	43.004	1:14.444	39.726	237.6	1:49:12.405	21								1	2:44.527	44.294	1:18.108	42.125	246.3	1:29:26.840
27								2	<b>2:36.344</b>	43.034	<b>1:13.615</b>	<b>39.695</b>	245.7	1:51:48.749	22								1	2:48.890	44.769	1:19.871	44.250	247.4	1:32:15.730
28								2	2:37.199	<b>42.775</b>	1:14.006	40.418	243.5	1:54:25.948	23								1	<b>3:34.492</b>	44.321	1:27.376	1:22.795	249.7	1:35:50.222
29								2	2:47.158	43.527	1:13.763	49.868	244.1	1:57:13.106	24								3	10:23.130 <b>B</b>	8:26.622	1:16.027	40.481	198.5	1:46:13.352
<b>23</b> <b>United Autosports</b> Ligier JS P320 - Nissan LMP3 1. John SCHAUERMAN 2. Wayne BOYD								25								3	2:38.978	<b>43.130</b>	1:15.151	40.697	248.0	1:48:52.330							
1								2	13:39.197	...	1:26.124	51.279	203.7	13:39.197	26								3	2:39.404	43.340	1:15.552	40.512	237.1	1:51:31.734
2								2	2:38.648	43.264	<b>1:15.268</b>	40.116	246.8	16:17.845	27								3	2:38.878	43.279	1:15.421	<b>40.178</b>	246.3	1:54:10.612
3								2	2:40.294	<b>42.767</b>	1:16.510	41.017	231.5	18:58.139	28								3	2:44.875	43.134	1:15.122	46.619	252.0	1:56:55.487
4								2	<b>2:38.285</b>	42.770	1:15.758	<b>39.757</b>	228.6	21:36.424	<b>30</b> <b>Frikadelli Racing Team</b> Ligier JS P320 - Nissan LMP3 1. Klaus ABBELEN 2. Axcil JEFFERIES														
5								2	2:40.166	...	41.032	...	24:16.590	1								1	7:29.601	5:15.611	1:28.127	45.863	126.4	7:29.601	
6								1	10:17.849 <b>B</b>	8:08.983	1:21.261	47.605	197.7	34:34.439	2								1	2:55.887	48.034	1:22.010	45.843	192.1	10:25.488
7								1	2:53.819	45.777	1:24.662	43.380	194.5	37:28.258	3								1	2:57.949	47.608	1:24.778	45.563	199.6	13:23.437
8								1	2:53.413	46.619	1:22.163	44.631	186.2	40:21.671	4								1	2:52.927	46.861	1:20.724	45.342	202.5	16:16.364
9								1	2:49.837	45.695	1:20.904	43.238	195.6	43:11.508	5								1	2:54.213	48.580	1:21.484	44.149	215.9	19:10.577



# MLMC Collective Test Day

## Spa-Francorchamps Round

### Afternoon Test

## Sector Analysis

Lap under Red Flag   Invalidated Lap   Personal Best   Session Best   B Crossing the pit lane

Lap	D	Time	Sector 1	Sector 2	Sector 3	T. Spd	Elapsed	Lap	D	Time	Sector 1	Sector 2	Sector 3	T. Spd	Elapsed
6	1	2:52.953	46.989	1:21.472	44.492	217.6	22:03.530	8	1	2:53.012	45.645	1:22.354	45.013	224.3	27:57.550
7	1	2:52.404	46.588	1:21.431	44.385	210.8	24:55.934	9	1	2:51.771	46.308	1:22.191	43.272	223.9	30:49.321
8	1	2:53.915	47.171	1:22.521	44.223	194.2	27:49.849	10	1	2:50.685	46.022	1:21.632	43.031	225.8	33:40.006
9	1	2:52.855	46.553	1:20.544	45.758	210.0	30:42.704	11	1	2:50.521	45.844	1:21.938	42.739	237.6	36:30.527
10	1	5:59.808 B	3:54.191	1:21.214	44.403	196.7	36:42.512	12	1	2:49.860	45.856	1:21.131	42.873	229.6	39:20.387
11	1	2:51.785	46.136	1:20.808	44.841	215.4	39:34.297	13	1	2:48.717	45.452	1:20.480	42.785	230.1	42:09.104
12	1	2:52.216	46.257	1:20.556	45.403	212.1	42:26.513	14	2	5:16.383 B	3:13.757	1:17.754	44.872	223.0	47:25.487
13	2	12:46.085 B	...	1:20.247	45.636	185.5	55:12.598	15	2	2:43.348	44.884	1:16.928	41.536	223.0	50:08.835
14	2	4:02.558	44.237	1:48.139	1:30.182	241.3	59:15.156	16	2	2:54.544	45.318	1:17.760	51.466	218.9	53:03.379
15	2	13:32.775 B	...	1:18.335	43.117	208.4	1:12:47.931	17	2	2:44.183	44.715	1:17.836	41.632	222.0	55:47.562
16	2	2:42.069	44.555	1:16.511	41.003	236.1	1:15:30.000	18	1	26:17.159 B	...	1:38.593	45.964	154.6	1:22:04.721
17	2	2:41.400	44.199	1:16.471	40.730	239.7	1:18:11.400	19	1	2:57.036	48.112	1:24.529	44.395	201.8	1:25:01.757
18	2	2:40.863	44.054	1:16.053	40.756	242.4	1:20:52.263	20	1	2:52.235	46.665	1:22.406	43.164	207.6	1:27:53.992
19	2	2:41.352	43.905	1:16.703	40.744	243.5	1:23:33.615	21	1	2:48.071	46.230	1:19.352	42.489	224.8	1:30:42.063
20	2	2:42.006	44.206	1:15.982	41.818	246.3	1:26:15.621	22	1	2:47.514	45.375	1:18.707	43.432	227.6	1:33:29.577
21	2	5:10.407 B	3:05.909	1:17.630	46.868	208.0	1:31:26.028	23	1	4:44.780	1:17.817	2:10.046	1:16.917	78.4	1:38:14.357
22	2	2:45.400	43.593	1:16.213	45.594	221.6	1:34:11.428	24	1	9:42.236 B	7:39.258	1:20.511	42.467	165.4	1:47:56.593
23	2	12:43.838 B	...	1:17.555	41.782	194.5	1:46:55.266	25	1	2:45.601	45.253	1:18.169	42.179	222.0	1:50:42.194
24	2	2:45.057	43.874	1:18.579	42.604	195.2	1:49:40.323	26	1	2:45.966	45.228	1:18.620	42.118	215.4	1:53:28.160
25	2	2:41.938	43.917	1:16.867	41.154	242.4	1:52:22.261	27	1	3:13.710	45.661	1:20.788	1:07.261	228.1	1:56:41.870
26	2	2:40.576	43.343	1:16.269	40.964	250.3	1:55:02.837								

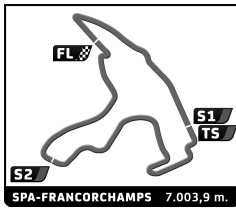
31		AF Corse		Ligier JS P320 - Nissan			
		1.Kriton LENTOUDIS		LMP3			
		2.Rui AGUAS					
1	2	7:45.412	5:41.278	1:22.058	42.076	183.0	7:45.412
2	2	2:43.624	45.085	1:17.478	41.061	234.5	10:29.036
3	2	2:41.824	44.516	1:16.619	40.689	220.2	13:10.860
4	2	2:41.995	44.547	1:16.803	40.645	251.4	15:52.855
5	2	2:40.997	43.698	1:16.498	40.801	252.6	18:33.852
6	2	2:43.336	44.006	1:17.292	42.038	232.0	21:17.188
7	1	13:44.082 B	...	1:24.092	47.852	171.7	35:01.270
8	1	2:57.200	47.750	1:21.645	47.805	201.8	37:58.470
9	1	2:52.410	46.560	1:21.191	44.659	205.2	40:50.880
10	1	2:54.673	47.756	1:21.947	44.970	184.3	43:45.553
11	1	2:52.610	46.289	1:21.344	44.977	203.7	46:38.163
12	1	3:04.095	50.513	1:24.701	48.881	195.2	49:42.258
13	1	3:14.173	59.805	1:25.017	49.351	180.6	52:56.431
14	1	39:22.045 B	...	1:24.970	47.757	144.1	1:32:18.476
15	1	3:33.605	47.076	1:28.662	1:17.867	205.6	1:35:52.081
16	1	11:26.537 B	9:16.887	1:23.401	46.249	190.4	1:47:18.618
17	1	3:02.081	50.060	1:25.887	46.134	173.1	1:50:20.699
18	1	2:58.310	47.796	1:24.658	45.856	181.2	1:53:19.009
19	1	3:18.052	47.916	1:22.893	1:07.243	180.6	1:56:37.061

32		United Autosports		Ligier JS P320 - Nissan			
		1.Daniel SCHNEIDER		LMP3			
		2.Andrew MEYRICK					
1	1	7:14.293	4:55.057	1:31.513	47.723	143.9	7:14.293
2	1	2:56.892	47.995	1:23.518	45.379	169.6	10:11.185
3	1	2:57.447	47.078	1:24.192	46.177	214.6	13:08.632
4	1	3:02.035	54.607	1:23.591	43.837	216.7	16:10.667
5	1	2:55.418	46.209	1:25.098	44.111	227.2	19:06.085
6	1	2:53.784	46.763	1:22.619	44.402	217.6	21:59.869
7	1	3:04.669	46.786	1:34.347	43.536	208.4	25:04.538

33		CD Sport		Ligier JS P320 - Nissan			
		1.Michael JENSEN		LMP3			
		2.Adam ETEKI					
1	2	2:39.371	39.170	1:18.330	41.871	189.1	2:39.371
2	2	2:40.372	43.922	1:15.980	40.470	231.0	5:19.743
3	2	2:40.634	43.988	1:16.007	40.639	242.4	8:00.377
4	2	2:39.638	43.427	1:15.787	40.424	245.2	10:40.015
5	2	2:40.971	43.122	1:16.526	41.323	246.8	13:20.986
6	2	2:43.066	43.321	1:17.490	42.255	224.3	16:04.052
7	2	2:40.381	43.314	1:15.907	41.160	236.1	18:44.433
8	1	14:07.456 B	...	1:23.358	45.002	187.2	32:51.889
9	1	2:53.193	46.817	1:22.029	44.347	226.7	35:45.082
10	1	2:52.093	46.785	1:22.212	43.096	218.9	38:37.175
11	1	2:48.451	45.297	1:20.384	42.770	195.9	41:25.626
12	1	2:50.531	45.983	1:20.992	43.556	218.0	44:16.157
13	1	2:50.730	45.590	1:21.596	43.544	220.7	47:06.887
14	2	25:21.193 B	...	1:16.411	41.735	210.0	1:12:28.080
15	2	2:41.272	44.249	1:16.258	40.765	227.6	1:15:09.352
16	2	2:41.077	43.704	1:16.629	40.744	224.3	1:17:50.429
17	2	4:56.231 B	2:57.684	1:18.104	40.443	205.6	1:22:46.660
18	2	2:39.161	43.135	1:15.795	40.231	225.3	1:25:25.821
19	2	2:44.372	43.016	1:19.678	41.678	214.2	1:28:10.193
20	2	2:37.903	42.766	1:15.272	39.865	229.1	1:30:48.096
21	2	2:39.170	42.736	1:15.530	40.904	226.2	1:33:27.266
22	1	14:16.006 B	...	1:21.299	44.059	193.8	1:47:43.272
23	1	2:47.349	45.202	1:19.383	42.764	235.6	1:50:30.621
24	1	2:52.734	45.468	1:24.086	43.180	241.9	1:53:23.355
25	1	3:15.852	46.065	1:22.651	1:07.136	200.7	1:56:39.207

37		COOL Racing		Ligier JS P320 - Nissan			
		1.Antoine DOQUIN		LMP3			
		2.Josh SKELTON					
1	2	2:40.678	37.307	1:19.474	43.897	218.0	2:40.678
2	2	2:43.420	44.278	1:17.653	41.489	223.9	5:24.098





# MLMC Collective Test Day


## Spa-Francorchamps Round

### Afternoon Test

## Sector Analysis

Lap under Red Flag   Invalidated Lap   Personal Best   Session Best   Crossing the pit lane

Lap	D	Time	Sector 1	Sector 2	Sector 3	T. Spd	Elapsed	Lap	D	Time	Sector 1	Sector 2	Sector 3	T. Spd	Elapsed
3	2	2:42.984	44.040	1:17.867	41.077	206.4	8:07.082	26	2	2:43.799	44.629	1:17.364	41.806	227.6	1:54:06.131
4	2	2:42.143	43.420	1:17.709	41.014	222.0	10:49.225	<b>60</b> Phoenix Racing 1.Frank KRÄLING 2.Connor DE PHILLIPPI Ligier JS P320 - Nissan LMP3							
5	2	2:43.585	43.567	1:17.992	42.026	221.1	13:32.810	1	2	4:03.766	2:02.279	1:19.410	42.077	193.5	4:03.766
6	2	2:42.343	43.559	1:17.255	41.529	226.2	16:15.153	2	2	2:43.474	44.772	1:17.141	41.561	201.8	6:47.240
7	2	2:44.903	43.189	1:19.887	41.827	223.4	19:00.056	3	2	2:41.050	43.705	1:16.459	40.886	231.5	9:28.290
8	2	2:42.110	43.264	1:17.291	41.555	223.9	21:42.166	4	2	12:56.414 B	...	1:15.057	40.104	236.6	22:24.704
9	1	4:41.610 B	2:42.007	1:18.205	41.398	213.7	26:23.776	5	2	2:44.669	43.415	1:16.632	44.622	232.0	25:09.373
10	1	2:43.434	43.829	1:18.124	41.481	236.1	29:07.210	6	2	2:42.507	43.113	1:18.690	40.704	249.7	27:51.880
11	1	2:45.690	44.077	1:19.250	42.363	240.8	31:52.900	7	2	16:21.244 B	...	1:16.687	40.846	224.8	44:13.124
12	1	2:43.560	43.700	1:18.514	41.346	238.2	34:36.460	8	2	2:37.205	43.001	1:14.261	<b>39.943</b>	236.1	46:50.329
13	1	2:46.804	44.266	1:19.746	42.792	212.5	37:23.264	9	2	2:40.246	43.253	1:16.339	40.654	233.0	49:30.575
14	1	6:42.270 B	4:43.612	1:17.712	40.946	183.0	44:05.534	10	1	24:17.587 B	...	1:26.036	47.589	160.1	1:13:48.162
15	1	2:41.312	43.914	1:16.912	<b>40.486</b>	245.7	46:46.846	11	1	2:54.718	48.950	1:21.933	43.835	194.5	1:16:42.880
16	1	2:42.918	44.305	1:16.851	41.762	241.9	49:29.764	12	1	2:51.782	46.682	1:21.205	43.895	206.4	1:19:34.662
17	1	2:45.188	44.496	1:18.195	42.497	236.6	52:14.952	13	1	2:54.425	49.216	1:21.430	43.779	206.0	1:22:29.087
18	1	<b>16:09.401 B</b>	44.843	...	2:03.762	245.2	1:08:24.353	14	1	2:49.853	46.544	1:20.078	43.231	217.2	1:25:18.940
19	2	18:37.961	...	1:18.575	42.350	198.5	1:27:02.314	15	1	2:55.643	46.162	1:23.151	46.330	212.9	1:28:14.583
20	2	2:42.406	44.151	1:17.527	40.728	212.1	1:29:44.720	16	2	18:12.427 B	...	1:19.318	43.853	184.3	1:46:27.010
21	2	<b>2:39.848</b>	43.134	<b>1:15.985</b>	40.729	224.3	1:32:24.568	17	2	<b>2:36.797</b>	43.216	<b>1:13.602</b>	39.979	238.7	1:49:03.807
22	2	<b>3:31.323</b>	<b>42.820</b>	1:27.889	1:20.614	222.0	1:35:55.891	18	2	4:10.997 B	2:13.141	1:16.016	41.840	220.7	1:53:14.804
23	1	10:25.884 B	8:26.954	1:17.717	41.213	213.3	1:46:21.775	19	2	2:37.044	<b>42.745</b>	1:13.605	40.694	227.2	1:55:51.848
24	1	2:41.295	43.678	1:16.531	41.086	248.0	1:49:03.070	<b>66</b> Rinaldi Racing 1.Alexander MATTSCHULL 2.Nicolas VARRONE Duqueine M30 - D08 - Nissan LMP3							
25	1	2:41.263	43.848	1:16.526	40.889	251.4	1:51:44.333	1	2	7:17.254	5:15.418	1:20.207	41.629	205.6	7:17.254
26	1	2:44.050	43.911	1:17.100	43.039	249.7	1:54:28.383	2	2	2:45.413	44.286	1:17.376	43.751	221.1	10:02.667
27	1	2:47.534	43.422	1:16.841	47.271	248.5	1:57:15.917	3	2	2:42.322	44.000	1:17.079	41.243	218.5	12:44.989
<b>55</b> Rinaldi Racing 1.Steve PARROW 2.Dominik SCHWAGER Duqueine M30 - D08 - Nissan LMP3								4	2	2:42.643	43.999	1:17.587	41.057	223.9	15:27.632
1	1	3:51.600	1:35.381	1:27.398	48.821	145.4	3:51.600	5	2	15:37.596 B	...	1:16.047	40.542	204.8	31:05.228
2	1	3:07.939	52.510	1:28.293	47.136	176.5	6:59.539	6	2	2:39.225	43.275	<b>1:15.473</b>	40.477	233.0	33:44.453
3	1	3:03.485	50.585	1:25.464	47.436	168.8	10:03.024	7	2	2:39.927	43.173	1:16.390	40.364	223.9	36:24.380
4	1	3:01.191	49.639	1:25.166	46.386	160.5	13:04.215	8	2	<b>2:38.965</b>	<b>43.160</b>	1:15.601	<b>40.204</b>	223.4	39:03.345
5	1	2:58.843	48.478	1:24.712	45.653	170.6	16:03.058	9	1	6:05.378 B	4:01.990	1:20.360	43.028	190.4	45:08.723
6	1	2:56.737	49.147	1:22.768	44.822	187.5	18:59.795	10	1	2:48.039	46.666	1:18.742	42.631	209.2	47:56.762
7	1	2:57.548	48.864	1:22.611	46.073	196.7	21:57.343	11	1	2:48.449	46.163	1:19.173	43.113	198.1	50:45.211
8	1	2:54.846	47.251	1:22.849	44.746	198.5	24:52.189	12	1	2:48.505	45.925	1:19.915	42.665	205.6	53:33.716
9	1	2:52.958	46.519	1:22.165	44.274	209.2	27:45.147	13	1	<b>2:48.099</b>	46.112	1:18.860	43.127	205.2	56:21.815
10	2	5:36.300 B	3:37.546	1:17.116	41.638	231.0	33:21.447	14	1	17:41.726 B	...	1:21.562	43.446	173.4	1:14:03.541
11	2	2:44.652	44.858	1:17.656	42.138	221.1	36:06.099	15	1	2:49.683	46.707	1:19.643	43.333	200.7	1:16:53.224
12	2	2:44.272	44.970	1:18.194	<b>41.108</b>	212.9	38:50.371	16	1	2:49.064	46.152	1:20.053	42.859	196.3	1:19:42.288
13	2	<b>2:42.840</b>	44.056	1:17.334	41.450	223.9	41:33.211	17	1	2:52.129	46.356	1:20.054	45.719	203.3	1:22:34.417
14	2	2:44.763	<b>43.822</b>	1:18.135	42.806	224.8	44:17.974	18	1	3:00.316	45.697	1:23.809	50.810	202.9	1:25:34.733
15	2	2:44.147	44.482	1:18.041	41.624	213.3	47:02.121	19	1	2:51.149	45.510	1:20.993	44.646	206.8	1:28:25.882
16	2	<b>11:03.377 B</b>	8:14.575	1:21.864	1:26.938	204.1	58:05.498	20	1	2:48.895	45.664	1:20.477	42.754	206.0	1:31:14.777
17	2	16:15.951 B	...	<b>1:16.362</b>	41.724	217.6	1:14:21.449	21	1	<b>2:47.371</b>	45.160	1:19.479	42.732	211.2	1:34:02.148
18	2	2:43.776	45.189	1:16.999	41.588	212.5	1:17:05.225	22	2	12:36.329 B	...	1:20.424	43.139	190.4	1:46:38.477
19	2	2:44.920	45.050	1:18.012	41.858	224.3	1:19:50.145	23	2	2:43.317	45.183	1:17.409	40.725	206.8	1:49:21.794
20	2	4:03.897 B	2:02.139	1:17.118	44.640	220.7	1:23:54.042	24	2	2:41.242	44.320	1:16.136	40.786	220.7	1:52:03.036
21	2	2:42.891	44.425	1:17.213	41.253	219.8	1:26:36.933	25	2	2:42.447	43.723	1:17.774	40.950	229.6	1:54:45.483
22	2	2:43.675	44.466	1:17.046	42.163	225.3	1:29:20.608	26	2	2:47.696	43.555	1:16.412	47.729	215.0	1:57:33.179
23	2	2:44.670	44.353	1:18.229	42.088	224.3	1:32:05.278								
24	2	16:32.714 B	...	1:18.589	42.107	225.3	1:48:37.992								
25	2	2:44.340	44.714	1:17.515	42.111	225.8	1:51:22.332								




# MLMC Collective Test Day

## Spa-Francorchamps Round

### Afternoon Test

## Sector Analysis

Lap under Red Flag							Invalidated Lap		Personal Best		Session Best		B Crossing the pit lane		
Lap	D	Time	Sector 1	Sector 2	Sector 3	T. Spd	Elapsed	Lap	D	Time	Sector 1	Sector 2	Sector 3	T. Spd	Elapsed
<b>69</b>	<b>COOL Racing</b> 1.Maurice SMITH 2.Matt BELL							Ligier JS P320 - Nissan LMP3							
1	1	2:31.283	33.281	1:16.839	41.163	210.0	2:31.283								
2	1	2:39.440	43.743	1:15.171	40.526	240.3	5:10.723								
3	1	2:39.820	43.330	1:15.599	40.891	246.3	7:50.543								
4	1	2:40.623	43.505	1:16.220	40.898	224.8	10:31.166								
5	1	2:42.762	43.690	1:17.113	41.959	216.7	13:13.928								
6	1	2:42.188	43.203	1:18.296	40.689	201.4	15:56.116								
7	1	2:39.189	42.735	1:15.783	40.671	229.6	18:35.305								
8	1	6:35.782 B	4:32.042	1:20.106	43.634	179.4	25:11.087								
9	1	2:44.372	44.404	1:17.416	42.552	212.9	27:55.459								
10	1	2:45.023	44.669	1:18.347	42.007	197.4	30:40.482								
11	1	2:43.350	43.986	1:18.159	41.205	223.9	33:23.832								
12	1	2:43.970	44.292	1:17.855	41.823	232.0	36:07.802								
13	1	2:44.427	44.518	1:18.509	41.400	206.4	38:52.229								
14	1	2:45.512	43.761	1:20.529	41.222	250.8	41:37.741								
15	1	12:13.727 B	...	1:24.472	45.985	163.9	53:51.468								
16	1	2:56.235	46.097	1:19.686	50.452	213.3	56:47.703								
17	1	16:40.816 B	...	1:19.595	42.244	182.4	1:13:28.519								
18	1	2:46.410	45.090	1:19.305	42.015	199.9	1:16:14.929								
19	1	2:45.563	44.819	1:18.530	42.214	220.7	1:19:00.492								
20	1	2:47.024	45.111	1:18.635	43.278	197.7	1:21:47.516								
21	1	2:50.754	45.529	1:22.281	42.944	212.9	1:24:38.270								
22	1	2:45.079	44.271	1:18.855	41.953	210.0	1:27:23.349								
23	1	2:45.352	44.945	1:18.685	41.722	212.9	1:30:08.701								
24	1	2:44.483	44.196	1:18.253	42.034	221.1	1:32:53.184								
<b>73</b>	<b>TS Corse</b> 1.Pietro PECCENINI 2.Cian CAREY							Duqueine M30 - D08 - Nissan LMP3							
1	2	8:42.489	6:38.208	1:20.663	43.618	194.9	8:42.489								
2	2	2:46.166	45.223	1:18.777	42.166	211.2	11:28.655								
3	2	2:44.637	44.768	1:17.965	41.904	225.3	14:13.292								
4	2	2:43.603	44.541	1:17.252	41.810	235.6	16:56.895								
5	2	2:42.931	44.523	1:17.207	41.201	238.2	19:39.826								
6	2	2:42.288	44.343	1:16.575	41.370	234.5	22:22.114								
7	2	2:43.156	44.298	1:17.347	41.511	239.7	25:05.270								
8	1	6:50.188 B	4:33.286	1:28.617	48.285	169.0	31:55.458								
9	1	2:54.673	47.942	1:22.727	44.004	180.9	34:50.131								
10	1	2:52.851	47.000	1:21.773	44.078	186.8	37:42.982								
11	1	2:51.147	46.684	1:20.849	43.614	189.1	40:34.129								
12	1	2:50.108	45.889	1:21.043	43.176	206.0	43:24.237								
13	1	2:48.575	45.474	1:20.313	42.788	208.8	46:12.812								
14	1	2:51.412	47.458	1:20.518	43.436	212.1	49:04.224								
15	1	2:55.659	46.972	1:22.744	45.943	202.2	51:59.883								
16	1	2:57.449	48.255	1:23.851	45.343	195.6	54:57.332								
17	1	4:12.334	51.454	1:50.921	1:29.959	192.5	59:09.666								
18	2	14:52.148 B	...	1:20.618	42.655	191.1	1:14:01.814								
19	2	2:46.836	45.848	1:18.275	42.713	214.2	1:16:48.650								
20	2	2:46.523	46.343	1:17.792	42.388	214.6	1:19:35.173								
21	2	2:45.251	44.925	1:18.555	41.771	228.6	1:22:20.424								
22	2	2:44.859	45.194	1:17.845	41.820	236.1	1:25:05.283								
23	2	3:24.238	44.319	1:51.428	48.491	213.3	1:28:29.521								
24	2	6:36.217 B	4:23.474	1:23.173	49.570	220.7	1:35:05.738								
25	1	12:03.284 B	9:48.534	1:29.765	44.985	167.2	1:47:09.022								
26	1	3:14.468	47.124	1:27.233	1:00.111	180.0	1:50:23.490								
27	1	2:56.917	47.472	1:24.356	45.089	208.0	1:53:20.407								
28	1	3:17.285	47.407	1:23.748	1:06.130	179.7	1:56:37.692								
<b>77</b>	<b>Team Thor</b> 1.Audunn GUDMUNDSSON 2.Anders FJORBACH							Ligier JS P320 - Nissan LMP3							
1	1	3:19.960	1:08.371	1:25.285	46.304	160.5	3:19.960								
2	1	3:00.714	50.163	1:24.650	45.901	180.3	6:20.674								
3	1	2:57.377	47.582	1:23.636	46.159	211.6	9:18.051								
4	1	3:05.224	47.052	1:30.185	47.987	200.7	12:23.275								
5	1	2:59.646	51.250	1:23.530	44.866	160.1	15:22.921								
6	1	2:55.325	46.979	1:22.197	46.149	185.2	18:18.246								
7	1	2:56.522	47.904	1:23.018	45.600	185.5	21:14.768								
8	1	2:55.666	49.725	1:21.374	44.567	213.7	24:10.434								
9	1	2:52.539	47.678	1:20.806	44.055	206.8	27:02.973								
10	1	2:52.010	46.407	1:21.653	43.950	214.6	29:54.983								
11	1	2:52.309	46.182	1:21.909	44.218	220.7	32:47.292								
12	1	2:49.873	46.172	1:20.238	43.463	218.9	35:37.165								
13	1	2:49.505	46.495	1:19.829	43.181	220.7	38:26.670								
14	1	2:47.743	45.464	1:19.358	42.921	228.1	41:14.413								
15	1	2:47.014	45.016	1:19.085	42.913	241.3	44:01.427								
16	1	3:02.371	45.708	1:29.603	47.060	241.3	47:03.798								
17	1	4:51.308 B	...	1:27.540	1:13.957	155.7	1:34:55.106								
18	1	12:21.621 B	...	1:24.616	47.460	155.7	1:47:16.727								
19	1	2:57.806	48.019	1:22.203	47.584	180.0	1:50:14.533								



## MLMC Collective Test Day

### Spa-Francorchamps Round

### Afternoon Test

## Sector Analysis

		Lap under Red Flag		Invalidated Lap		Personal Best		Session Best		B Crossing the pit lane						
Lap	D	Time	Sector 1	Sector 2	Sector 3	T. Spd	Elapsed	Lap	D	Time	Sector 1	Sector 2	Sector 3	T. Spd	Elapsed	
20	1	3:01.513	46.848	1:24.563	50.102	215.0	1:53:16.046									
21	1	3:28.378	48.839	1:30.714	1:08.825	173.7	1:56:44.424									
<b>98</b>	<b>MotorSport98</b>				Ligier JS P320 - Nissan											
	1. Eric DE DONCKER				LMP3											
	2. Dino LUNARDI															
1	1	3:01.155	49.120	1:25.883	46.152	173.1	3:01.155									
2	1	2:54.549	46.717	1:23.432	44.400	203.3	5:55.704									
3	1	2:54.778	46.577	1:23.740	44.461	199.9	8:50.482									
4	1	2:50.601	46.540	1:20.370	43.691	205.2	11:41.083									
5	1	2:55.434	46.419	1:22.594	46.421	219.4	14:36.517									
6	1	5:20.627 <b>B</b>	3:14.749	1:21.592	44.286	205.2	19:57.144									
7	1	2:49.729	45.956	1:19.979	43.794	224.8	22:46.873									
8	1	3:02.805	46.214	1:26.083	50.508	219.4	25:49.678									
9	2	6:01.009 <b>B</b>	4:02.597	1:16.919	41.493	204.8	31:50.687									
10	2	2:39.497	43.903	1:14.757	40.837	244.6	34:30.184									
11	2	2:38.522	43.591	1:14.982	39.949	243.0	37:08.706									
12	2	2:37.316	<b>42.709</b>	1:14.275	40.332	247.4	39:46.022									
13	2	<b>2:36.493</b>	42.788	<b>1:13.942</b>	<b>39.763</b>	252.0	42:22.515									
14	1	11:29.942 <b>B</b>	9:05.293	1:33.093	51.556	165.4	53:52.457									
15	1	26:30.520 <b>B</b>	...	1:25.410	49.458	174.5	1:20:22.977									
16	1	2:56.277	48.636	1:22.584	45.057	206.4	1:23:19.254									
17	1	2:55.483	46.990	1:23.061	45.432	204.8	1:26:14.737									
18	1	2:56.458	49.319	1:22.601	44.538	211.6	1:29:11.195									
19	1	3:00.166	47.611	1:24.712	47.843	199.2	1:32:11.361									
20	1	14:45.149 <b>B</b>	...	1:24.580	47.149	185.9	1:46:56.510									
21	1	2:59.996	48.230	1:25.066	46.700	187.5	1:49:56.506									
22	1	2:56.677	47.549	1:22.334	46.794	214.2	1:52:53.183									