

Michelin Le Mans Cup

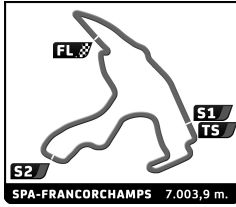
Spa-Francorchamps Round

Free Practice 1

Sector Analysis

Lap under Red Flag Invalidated Lap Personal Best Session Best B Crossing the pit lane

Lap	D	Time	Sector 1	Sector 2	Sector 3	T. Spd	Elapsed	Lap	D	Time	Sector 1	Sector 2	Sector 3	T. Spd	Elapsed
2		Pzoberer Zürichsee by TFT					Porsche 911 GT3 R								
		1.Nicolas LEUTWILER					GT3								
		2.Julien ANDLAUER													
1	1	3:01.970	52.024	1:23.202	46.744	155.9	3:01.970	10	1	2:20.216	40.876	1:03.733	35.607	258.6	30:27.236
2	1	2:29.680	43.348	1:09.453	36.879	248.0	5:31.650	11	1	2:21.484	40.242	1:05.264	35.978	259.9	32:48.720
3	1	4:47.001 B	3:02.329	1:07.181	37.491	240.8	10:18.651	12	1	17:40.922 B	...	1:04.546	40.425	232.5	50:29.642
4	1	2:22.090	40.770	1:05.149	36.171	254.4	12:40.741	13	1	2:19.576	41.098	1:03.190	35.288	256.2	52:49.218
5	1	2:21.378	40.845	1:04.701	35.832	255.0	15:02.119	14	1	2:17.219	40.148	1:02.004	35.067	258.0	55:06.437
6	1	2:21.715	40.755	1:04.857	36.103	255.6	17:23.834	15	1	2:15.782	39.792	1:01.329	34.661	259.9	57:22.219
7	1	2:23.067	40.591	1:04.662	37.814	257.4	19:46.901	16	1	2:15.523	39.668	1:01.273	34.582	263.0	59:37.742
8	1	2:21.309	40.396	1:04.904	36.009	258.0	22:08.210	17	1	2:25.263	39.794	1:05.364	40.105	262.4	1:02:03.005
9	1	2:29.905	43.762	1:08.291	37.852	244.6	24:38.115								
10	2	5:12.945 B	3:23.193	1:07.352	42.400	230.6	29:51.060								
11	2	2:25.025	40.416	1:05.675	38.934	256.8	32:16.085								
12	2	3:15.829	40.235	1:10.178	1:25.416	258.6	35:31.914								
13	2	15:29.319 B	...	1:10.120	40.002	163.4	51:01.233								
14	2	2:24.474	40.327	1:06.985	37.162	257.4	53:25.707								
15	2	2:25.279	40.738	1:07.184	37.357	255.0	55:50.986								
16	2	2:21.066	40.260	1:04.645	36.161	258.6	58:12.052								
17	2	2:20.911	39.779	1:04.952	36.180	261.1	1:00:32.963								
3		DKR Engineering					Duqueine M30 - D08 - Nissan								
		1.Jon BROWNSON					LMP3								
		2.Dario CANGIALOSI													
1	2	3:43.579	1:39.608	1:19.263	44.708	139.3	3:43.579								
2	2	2:22.382	41.511	1:05.519	35.352	251.4	6:05.961								
3	2	2:18.939	40.778	1:03.147	35.014	229.1	8:24.900								
4	2	2:16.671	39.629	1:01.965	35.077	266.9	10:41.571								
5	2	2:16.656	39.003	1:02.315	35.338	270.2	12:58.227								
6	2	2:16.339	39.138	1:02.276	34.925	269.6	15:14.566								
7	1	5:11.397 B	3:15.380	1:07.580	48.437	227.6	20:25.963								
8	1	2:23.436	42.453	1:05.112	35.871	257.4	22:49.399								
9	1	2:21.668	41.195	1:05.024	35.449	259.9	25:11.067								
10	1	2:23.638	40.212	1:05.466	37.960	264.9	27:34.705								
11	1	2:22.259	40.050	1:04.577	37.632	265.6	29:56.964								
12	1	2:21.365	40.639	1:04.505	36.221	261.1	32:18.329								
13	1	3:15.357	39.966	1:09.469	1:25.922	264.3	35:33.686								
14	1	15:24.968 B	...	1:09.416	36.092	218.5	50:58.654								
15	1	2:26.591	40.715	1:08.652	37.224	263.6	53:25.245								
16	1	2:23.808	40.464	1:06.828	36.516	258.6	55:49.053								
17	1	2:21.366	40.430	1:04.992	35.944	266.2	58:10.419								
18	1	2:20.719	40.053	1:04.686	35.980	267.6	1:00:31.138								
5		Phoenix Racing					Ligier JS P320 - Nissan								
		1.Finn GEHRSTZ					LMP3								
		2.Hamza OWEGA													
1	2	4:44.907	2:49.110	1:16.338	39.459	183.7	4:44.907								
2	2	2:24.481	42.860	1:05.149	36.472	244.6	7:09.388								
3	2	2:21.390	40.313	1:04.401	36.676	256.8	9:30.778								
4	2	2:20.294	39.822	1:02.500	37.972	261.7	11:51.072								
5	2	2:20.300	40.601	1:02.602	37.097	234.0	14:11.372								
6	2	2:20.824	39.687	1:05.385	35.752	261.7	16:32.196								
7	2	2:20.004	39.655	1:03.051	37.298	260.5	18:52.200								
8	2	2:19.281	39.716	1:03.482	36.083	260.5	21:11.481								
9	1	6:55.539 B	5:04.996	1:06.268	44.275	202.5	28:07.020								
7		Nielsen Racing					Ligier JS P320 - Nissan								
		1.Anthony WELLS					LMP3								
		2.Colin NOBLE													
1	1	2:39.638	42.637	1:18.171	38.830	180.9	2:39.638								
2	1	2:24.423	42.173	1:06.503	35.747	249.1	5:04.061								
3	1	2:20.092	40.757	1:03.782	35.553	256.8	7:24.153								
4	1	2:18.772	40.090	1:02.909	35.773	257.4	9:42.925								
5	1	2:18.527	40.170	1:03.126	35.231	258.0	12:01.452								
6	1	2:19.723	40.246	1:03.335	36.142	257.4	14:21.175								
7	1	6:40.626 B	4:57.119	1:07.785	35.722	241.9	21:01.801								
8	1	2:19.922	40.687	1:03.831	35.404	259.2	23:21.723								
9	1	2:18.765	40.156	1:03.278	35.331	260.5	25:40.488								
10	1	2:23.789	39.954	1:04.837	38.998	260.5	28:04.277								
11	2	8:14.227 B	5:17.299	1:32.464	1:24.464	248.0	36:18.504								
12	2	17:59.251 B	...	1:06.060	35.284	194.5	54:17.755								
13	2	2:17.409	39.774	1:02.553	35.082	260.5	56:35.164								
14	2	2:20.106	39.442	1:03.584	37.080	264.9	58:55.270								
15	2	2:15.907	39.198	1:01.907	34.802	265.6	1:01:11.177								
8		Iron Lynx					Ferrari 488 GT3								
		1.Gabriele LANCIERI					GT3								
		2.Paolo RUBERTI													
1	2	3:09.224	1:12.168	1:17.368	39.688	152.6	3:09.224								
2	2	2:27.497	42.361	1:08.752	36.384	244.1	5:36.721								
3	2	2:20.734	40.829	1:04.339	35.566	255.0	7:57.455								
4	2	2:19.953	40.374	1:03.781	35.798	256.2	10:17.408								
5	1	13:06.084 B	...	1:08.391	38.372	232.0	23:23.492								
6	1	2:23.788	41.375	1:05.868	36.545	253.8	25:47.280								
7	1	2:22.580	41.077	1:04.902	36.601	254.4	28:09.860								
8	1	2:22.288	40.791	1:05.195	36.302	255.6	30:32.148								
9	1	2:23.183	40.957	1:04.752	37.474	255.0	32:55.331								
10	1	4:02.125	40.751	1:52.469	1:28.905	256.2	36:57.456								
11	1	13:54.103 B	...	1:10.038	38.577	224.8	50:51.559								
12	1	2:30.278	42.616	1:06.904	40.758	250.8	53:21.837								
13	1	2:47.706	42.771	1:21.059	43.876	253.8	56:09.543								
14	1	2:23.519	40.963	1:05.974	36.582	255.0	58:33.062								
15	1	2:22.784	40.665	1:05.469	36.650	256.8	1:00:55.846								
9		Iron Lynx					Ferrari 488 GT3								
		1.Manuela GOSTNER					GT3								
		2.Doriane PIN													
1	2	3:03.881	56.604	1:23.511	43.766	162.7	3:03.881								
2	2	2:35.780	45.041	1:12.962	37.777	194.2	5:39.661								
3	2	2:25.904	41.909	1:07.018	36.977	254.4	8:05.565								
4	2	2:23.455	41.209	1:05.437	36.809	255.6	10:29.020								
5	2	2:24.161	41.997	1:05.226	36.938	255.0	12:53.181								
6	2	5:20.900 B	3:37.728	1:06.423	36.749	235.6	18:14.081								



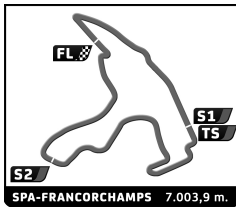
Michelin Le Mans Cup

Spa-Francorchamps Round

Free Practice 1

Sector Analysis

Lap under Red Flag											Invalidated Lap	Personal Best	Session Best	B Crossing the pit lane	
Lap	D	Time	Sector 1	Sector 2	Sector 3	T. Spd	Elapsed	Lap	D	Time	Sector 1	Sector 2	Sector 3	T. Spd	Elapsed
16 Team Virage Ligier JS P320 - Nissan LMP3															
1.Sacha LEHMANN															
2.Matthias LUETHEN															
1	1	4:16.508	2:14.964	1:19.413	42.131	165.7	4:16.508	2	1	2:40.986	50.223	1:09.950	40.813	217.6	6:57.494
2	1	2:40.986	50.223	1:09.950	40.813	217.6	6:57.494	3	1	2:44.219	48.394	1:13.940	41.885	174.2	9:41.713
3	1	2:44.219	48.394	1:13.940	41.885	174.2	9:41.713	4	1	2:37.052	48.427	1:11.045	37.580	164.4	12:18.765
4	1	2:37.052	48.427	1:11.045	37.580	164.4	12:18.765	5	1	2:21.929	41.520	1:04.077	36.332	227.6	14:40.694
5	1	2:21.929	41.520	1:04.077	36.332	227.6	14:40.694	6	1	2:16.572	39.446	1:01.989	35.137	261.1	16:57.266
6	1	2:16.572	39.446	1:01.989	35.137	261.1	16:57.266	7	1	2:15.995	39.328	1:01.730	34.937	262.4	19:13.261
7	1	2:15.995	39.328	1:01.730	34.937	262.4	19:13.261	8	1	2:18.952	39.347	1:02.305	37.300	263.0	21:32.213
8	1	2:18.952	39.347	1:02.305	37.300	263.0	21:32.213	9	1	2:15.606	39.391	1:01.431	34.784	262.4	23:47.819
9	1	2:15.606	39.391	1:01.431	34.784	262.4	23:47.819	10	1	2:15.563	39.238	1:01.605	34.720	263.0	26:03.382
10	1	2:15.563	39.238	1:01.605	34.720	263.0	26:03.382	11	2	4:48.712 B	3:04.285	1:07.983	36.444	218.9	30:52.094
11	2	4:48.712 B	3:04.285	1:07.983	36.444	218.9	30:52.094	12	2	2:18.881	40.434	1:02.873	35.574	259.2	33:10.975
12	2	2:18.881	40.434	1:02.873	35.574	259.2	33:10.975								
17 IDEC Sport Ligier JS P320 - Nissan LMP3															
1.Patrice LAFARGUE															
2.Dimitri ENJALBERT															
1	2	2:40.230	49.226	1:12.313	38.691	192.5	2:40.230	2	2	2:21.441	41.688	1:04.481	35.272	251.4	5:01.671
2	2	2:21.441	41.688	1:04.481	35.272	251.4	5:01.671	3	2	2:17.444	40.193	1:02.143	35.108	257.4	7:19.115
3	2	2:17.444	40.193	1:02.143	35.108	257.4	7:19.115	4	2	2:28.809	40.088	1:04.169	44.552	259.9	9:47.924
4	2	2:28.809	40.088	1:04.169	44.552	259.9	9:47.924	5	2	2:17.400	40.044	1:01.973	35.383	259.2	12:05.324
5	2	2:17.400	40.044	1:01.973	35.383	259.2	12:05.324	6	2	2:16.720	39.907	1:01.602	35.211	259.9	14:22.044
6	2	2:16.720	39.907	1:01.602	35.211	259.9	14:22.044	7	1	5:48.644 B	4:03.147	1:08.736	36.761	231.0	20:10.688
7	1	5:48.644 B	4:03.147	1:08.736	36.761	231.0	20:10.688	8	1	2:25.894	41.574	1:06.597	37.723	255.0	22:36.582
8	1	2:25.894	41.574	1:06.597	37.723	255.0	22:36.582	9	1	2:23.587	41.667	1:05.394	36.526	255.0	25:00.169
9	1	2:23.587	41.667	1:05.394	36.526	255.0	25:00.169	10	1	2:22.718	41.080	1:04.971	36.667	257.4	27:22.887
10	1	2:22.718	41.080	1:04.971	36.667	257.4	27:22.887	11	1	2:24.724	41.236	1:06.657	36.831	245.2	29:47.611
11	1	2:24.724	41.236	1:06.657	36.831	245.2	29:47.611	12	1	2:25.615	40.942	1:07.740	36.933	243.0	32:13.226
12	1	2:25.615	40.942	1:07.740	36.933	243.0	32:13.226	13	1	3:16.336	40.956	1:06.284	1:29.096	257.4	35:29.562
13	1	3:16.336	40.956	1:06.284	1:29.096	257.4	35:29.562	14	1	15:43.444 B	...	1:08.653	37.831	238.2	51:13.006
14	1	15:43.444 B	...	1:08.653	37.831	238.2	51:13.006	15	1	2:22.896	40.711	1:04.733	37.452	256.8	53:35.902
15	1	2:22.896	40.711	1:04.733	37.452	256.8	53:35.902	16	1	2:26.976	40.602	1:07.379	38.995	257.4	56:02.878
16	1	2:26.976	40.602	1:07.379	38.995	257.4	56:02.878	17	1	2:27.559	40.727	1:04.863	41.969	257.4	58:30.437
17	1	2:27.559	40.727	1:04.863	41.969	257.4	58:30.437	18	1	2:23.635	40.607	1:06.407	36.621	258.6	1:00:54.072
18	1	2:23.635	40.607	1:06.407	36.621	258.6	1:00:54.072								
18 Mühlnher Motorsport Duqueine M30 - D08 - Nissan LMP3															
1.Andres LATORRE															
2.Garnet PATTERSON															
1	2	3:05.811	1:04.816	1:19.284	41.711	178.5	3:05.811	2	2	2:26.564	43.405	1:06.538	36.621	205.2	5:32.375
2	2	2:26.564	43.405	1:06.538	36.621	205.2	5:32.375	3	2	2:18.259	40.902	1:02.314	35.043	255.6	7:50.634
3	2	2:18.259	40.902	1:02.314	35.043	255.6	7:50.634	4	2	2:16.962	39.799	1:02.215	34.948	261.7	10:07.596
4	2	2:16.962	39.799	1:02.215	34.948	261.7	10:07.596	5	2	2:15.874	39.649	1:01.307	34.918	261.1	12:23.470
5	2	2:15.874	39.649	1:01.307	34.918	261.1	12:23.470	6	2	2:18.575	40.244	1:02.881	35.450	259.9	14:42.045
6	2	2:18.575	40.244	1:02.881	35.450	259.9	14:42.045	7	2	2:19.043	39.554	1:03.411	36.078	262.4	17:01.088
7	2	2:19.043	39.554	1:03.411	36.078	262.4	17:01.088	8	2	9:13.177 B	7:33.943	1:03.218	36.016	245.7	26:14.265
8	2	9:13.177 B	7:33.943	1:03.218	36.016	245.7	26:14.265	9	2	2:17.031	39.787	1:02.025	35.219	259.9	28:31.296
9	2	2:17.031	39.787	1:02.025	35.219	259.9	28:31.296	10	2	2:16.680	39.602	1:01.945	35.133	261.1	30:47.976
10	2	2:16.680	39.602	1:01.945	35.133	261.1	30:47.976	11	2	2:15.786	39.251	1:01.677	34.858	263.0	33:03.762
11	2	2:15.786	39.251	1:01.677	34.858	263.0	33:03.762	12	2	3:58.522	39.112	1:53.454	1:25.956	263.6	37:02.284
12	2	3:58.522	39.112	1:53.454	1:25.956	263.6	37:02.284	13	1	14:02.717 B	...	1:17.260	37.943	181.5	51:05.001
13	1	14:02.717 B	...	1:17.260	37.943	181.5	51:05.001	14	1	2:27.592	41.827	1:08.048	37.717	257.4	53:32.593
14	1	2:27.592	41.827	1:08.048	37.717	257.4	53:32.593								



Michelin Le Mans Cup

Spa-Francorchamps Round

Free Practice 1

Sector Analysis

Lap under Red Flag Invalidated Lap Personal Best Session Best B Crossing the pit lane

Lap	D	Time	Sector 1	Sector 2	Sector 3	T. Spd	Elapsed	Lap	D	Time	Sector 1	Sector 2	Sector 3	T. Spd	Elapsed
15	1	2:26.622	41.024	1:08.249	37.349	258.0	55:59.215	9	2	6:13.773 B	4:34.991	1:03.480	35.302	245.2	27:54.407
16	1	2:25.204	40.917	1:07.048	37.239	260.5	58:24.419	10	2	2:16.404	39.750	1:01.556	35.098	258.0	30:10.811
17	1	2:24.671	40.721	1:06.333	37.617	259.9	1:00:49.090	11	2	2:15.557	39.189	1:01.330	35.038	261.1	32:26.368

20		Grainmarket Racing		Duqueine M30 - D08 - Nissan			
		1.Mark CRADER		LMP3			
		2.Alex MORTIMER					
1	2	2:36.066	43.985	1:14.364	37.717	185.5	2:36.066
2	2	2:20.645	41.397	1:03.866	35.382	250.8	4:56.711
3	2	2:19.668	39.935	1:04.689	35.044	258.0	7:16.379
4	2	2:15.866	39.603	1:01.330	34.933	259.9	9:32.245
5	2	2:16.095	39.524	1:01.603	34.968	260.5	11:48.340
6	2	2:16.707	39.436	1:01.836	35.435	259.9	14:05.047
7	2	2:19.571	39.513	1:03.678	36.380	255.6	16:24.618
8	2	2:15.956	39.569	1:01.290	35.097	260.5	18:40.574
9	2	2:15.842	39.611	1:01.250	34.981	259.9	20:56.416
10	1	5:40.349 B	3:54.482	1:08.152	37.715	235.1	26:36.765
11	1	2:23.609	41.840	1:05.401	36.368	251.4	29:00.374
12	1	2:23.229	41.760	1:05.480	35.989	256.8	31:23.603
13	1	2:21.928	40.963	1:04.716	36.249	258.0	33:45.531
14	1	16:59.974 B	...	1:11.368	41.155	223.0	50:45.505
15	1	2:25.427	41.192	1:06.100	38.135	230.1	53:10.932
16	1	2:23.388	41.565	1:05.184	36.639	253.8	55:34.320
17	1	2:21.455	40.719	1:04.563	36.173	258.6	57:55.775
18	1	2:21.288	40.437	1:04.422	36.429	259.9	1:00:17.063


21		Mühlner Motorsport		Duqueine M30 - D08 - Nissan			
		1.Thorsen JUNG		LMP3			
		2.Ugo DE WILDE					
1	2	3:40.541	1:44.628	1:15.030	40.883	181.8	3:40.541
2	2	2:24.475	42.765	1:05.678	36.032	238.2	6:05.016
3	2	2:26.138	43.257	1:05.441	37.440	255.6	8:31.154
4	2	2:15.346	39.751	1:00.826	34.769	261.1	10:46.500
5	2	2:14.324	39.133	1:00.468	34.723	263.6	13:00.824
6	2	2:17.896	39.231	1:02.806	35.859	263.6	15:18.720
7	2	8:41.329 B	7:01.156	1:04.634	35.539	207.6	24:00.049
8	2	2:14.988	39.463	1:00.759	34.766	263.6	26:15.037
9	2	2:16.892	39.525	1:01.888	35.479	263.6	28:31.929
10	2	9:20.402 B	5:39.544	2:12.009	1:28.849	69.6	37:52.331
11	1	12:32.989 B	...	1:10.278	38.138	204.5	50:25.320
12	1	3:15.298	42.569	1:07.480	1:25.249	250.8	53:40.618
13	1	2:29.941	43.366	1:08.282	38.293	249.1	56:10.559
14	1	2:26.788	42.029	1:06.956	37.803	255.6	58:37.347
15	1	2:25.841	41.808	1:06.511	37.522	250.8	1:01:03.188

22		United Autosports		Ligier JS P320 - Nissan			
		1.Gerald KRAUT		LMP3			
		2.Scott ANDREWS					
1	1	4:20.133	2:15.843	1:21.574	42.716	153.1	4:20.133
2	1	2:30.387	44.597	1:08.249	37.541	223.0	6:50.520
3	1	2:25.903	42.033	1:06.372	37.498	255.0	9:16.423
4	1	2:24.929	41.694	1:05.704	37.531	256.2	11:41.352
5	1	2:26.979	41.332	1:05.642	40.005	242.4	14:08.331
6	1	2:26.283	41.377	1:07.634	37.272	241.3	16:34.614
7	1	2:25.527	41.496	1:06.657	37.374	237.6	19:00.141
8	1	2:40.493	42.146	1:15.903	42.444	193.8	21:40.634

23		United Autosports		Ligier JS P320 - Nissan			
		1.John SCHAUERMAN		LMP3			
		2.Wayne BOYD					
12	2	3:19.853	39.498	1:13.029	1:27.326	260.5	35:46.221
13	1	15:00.867 B	...	1:08.496	38.482	223.0	50:47.088
14	1	2:27.218	42.464	1:07.240	37.514	253.8	53:14.306
15	1	2:27.289	41.267	1:05.724	40.298	250.3	55:41.595
16	1	2:25.771	42.715	1:05.441	37.615	256.8	58:07.366
17	1	2:23.215	41.108	1:05.214	36.893	255.6	1:00:30.581

24		H24 Racing S. Richelmi		H24 INN			
		1.Stéphane RICHELMI					
1	1	3:56.227	1:59.996	1:17.136	39.095	139.1	3:56.227
2	1	2:25.554	42.026	1:06.721	36.807	253.8	6:21.781
3	1	2:20.996	40.687	1:04.636	35.673	255.6	8:42.777
4	1	2:19.474	40.583	1:03.678	35.213	256.2	11:02.251
5	1	2:19.272	40.325	1:03.526	35.421	256.2	13:21.523
6	1	2:18.940	40.222	1:03.402	35.316	256.8	15:40.463
7	1	2:18.438	39.920	1:03.120	35.398	258.0	17:58.901
8	1	2:19.915	40.119	1:03.357	36.439	258.0	20:18.816
9	1	2:19.802	39.880	1:03.857	36.065	259.2	22:38.618
10	1	6:28.777 B	4:47.735	1:05.183	35.859	238.2	29:07.395
11	1	2:20.756	39.889	1:04.333	36.534	257.4	31:28.151
12	1	2:19.270	39.536	1:04.272	35.462	264.9	33:47.421
13	1	17:44.176 B	...	1:05.927	37.996	244.1	51:31.597
14	1	2:21.080	40.884	1:03.806	36.390	258.6	53:52.677
15	1	2:19.477	39.855	1:03.812	35.810	256.8	56:12.154
16	2	3:44.238 B	2:05.375	1:03.535	35.328	248.5	59:56.392
17	2	2:15.840	39.222	1:01.560	35.058	261.7	1:02:12.232

25		Racing Spirit of Leman		Ligier JS P320 - Nissan			
		1.Jacques WOLFF		LMP3			
		2.Théo CHALAL					
1	1	4:32.627	2:18.310	1:29.539	44.778	150.7	4:32.627
2	1	9:10.657 B	7:14.803	1:15.088	40.766	182.7	13:43.284
3	1	2:32.911	43.541	1:07.481	41.889	220.2	16:16.195
4	1	2:41.555	47.334	1:12.652	41.569	158.0	18:57.750
5	1	2:36.710	44.095	1:12.459	40.156	200.3	21:34.460
6	1	2:35.668	44.088	1:12.770	38.810	204.1	24:10.128
7	1	10:33.613 B	8:04.491	1:21.739	1:07.383	168.3	34:43.741
8	1	16:51.348 B	...	1:14.157	44.685	191.1	51:35.089
9	1	2:29.757	42.810	1:07.285	39.662	217.6	54:04.846
10	1	2:47.881	46.486	1:15.806	45.589	191.1	56:52.727
11	1	2:32.537	44.076	1:09.398	39.063	210.4	59:25.264
12	1	2:35.271	45.169	1:10.917	39.185	199.9	1:02:00.535



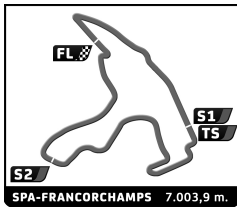
Michelin Le Mans Cup

Spa-Francorchamps Round

Free Practice 1

Sector Analysis

Lap under Red Flag												Invalidated Lap		Personal Best		Session Best		B Crossing the pit lane												
Lap	D	Time	Sector 1	Sector 2	Sector 3	T. Spd	Elapsed	Lap	D	Time	Sector 1	Sector 2	Sector 3	T. Spd	Elapsed															
7	1	2:18.748	40.183	1:03.220	35.345	258.0	16:48.575	3	1	2:25.534	42.268	1:06.429	36.837	250.8	9:14.636															
8	1	2:18.581	39.989	1:03.378	35.214	259.9	19:07.156	4	1	2:25.193	41.117	1:07.294	36.782	254.4	11:39.829															
9	1	2:24.125	39.823	1:06.938	37.364	261.1	21:31.281	5	1	2:23.229	41.386	1:05.707	36.136	253.8	14:03.058															
10	2	5:18.441 B	3:32.634	1:08.232	37.575	229.6	26:49.722	6	1	2:25.094	41.045	1:06.980	37.069	240.8	16:28.152															
11	2	2:26.576	42.400	1:07.015	37.161	253.8	29:16.298	7	1	2:21.827	40.747	1:04.766	36.314	256.8	18:49.979															
12	2	2:22.269	41.500	1:04.708	36.061	247.4	31:38.567	8	1	2:21.324	40.652	1:04.505	36.167	256.2	21:11.303															
13	2	2:20.719	41.079	1:04.139	35.501	257.4	33:59.286	9	1	2:23.518	43.114	1:04.535	35.869	256.8	23:34.821															
14	2	16:15.684 B	...	1:05.751	36.283	240.3	50:14.970	10	1	2:20.364	40.602	1:04.050	35.712	256.8	25:55.185															
15	2	2:19.794	41.246	1:03.351	35.197	255.6	52:34.764	11	1	2:19.466	40.429	1:03.615	35.422	255.6	28:14.651															
16	2	2:18.499	40.462	1:02.925	35.112	258.0	54:53.263	12	1	2:19.149	40.240	1:03.591	35.318	260.5	30:33.800															
17	2	2:18.543	40.332	1:02.844	35.367	258.6	57:11.806	13	1	2:20.678	40.130	1:04.478	36.070	261.1	32:54.478															
18	2	2:19.645	40.737	1:03.155	35.753	258.6	59:31.451	14	1	3:58.367	40.252	1:50.902	1:27.213	258.0	36:52.845															
19	2	2:22.463	40.418	1:06.151	35.894	258.6	1:01:53.914	15	2	13:51.493 B	...	1:04.570	37.380	239.7	50:44.338															
30 Frikadelli Racing Team Ligier JS P320 - Nissan LMP3 1. Klaus ABBELEN 2. Axcil JEFFERIES								16								2	2:22.000	40.984	1:03.744	37.272	253.8	53:06.338								
1								2	2:43.614	50.947	1:14.277	38.390	190.4	2:43.614	17								2	2:16.164	39.733	1:01.536	34.895	261.1	55:22.502	
2								2	2:29.596	41.308	1:04.960	43.328	241.9	5:13.210	18								2	2:15.194	39.244	1:01.155	34.795	256.8	57:37.696	
3								2	2:19.557	40.224	1:03.892	35.441	256.8	7:32.767	19								2	2:14.742	39.079	1:00.749	34.914	263.6	59:52.438	
4								2	2:17.667	39.854	1:02.646	35.167	258.6	9:50.434	20								2	2:18.119	39.460	1:03.002	35.657	266.9	1:02:10.557	
5								2	2:24.942	39.711	1:03.800	41.431	261.1	12:15.376	33 CD Sport Ligier JS P320 - Nissan LMP3 1. Michael JENSEN 2. Adam ETEKI															
6								2	2:20.285	42.193	1:02.250	35.842	246.3	14:35.661	1								2	2:39.754	51.126	1:10.788	37.840	194.9	2:39.754	
7								2	2:16.274	39.580	1:01.533	35.161	259.2	16:51.935	2								2	2:19.611	41.016	1:03.316	35.279	253.2	4:59.365	
8								2	12:33.036 B	...	1:02.642	42.031	244.6	29:24.971	3								2	2:17.997	40.302	1:02.222	35.473	256.2	7:17.362	
9								2	2:16.602	39.670	1:01.788	35.144	257.4	31:41.573	4								2	2:16.520	39.506	1:01.911	35.103	260.5	9:33.882	
10								1	19:02.904 B	...	1:11.748	41.886	189.8	50:44.477	5								2	2:15.518	39.370	1:01.199	34.949	260.5	11:49.400	
11								1	2:27.647	42.545	1:07.184	37.918	224.3	53:12.124	6								2	2:24.444	39.442	1:01.636	43.366	260.5	14:13.844	
12								1	2:25.122	41.921	1:06.166	37.035	253.2	55:37.246	7								2	2:17.030	39.706	1:02.110	35.214	258.0	16:30.874	
13								1	2:23.472	41.295	1:05.367	36.810	255.0	58:00.718	8								1	5:59.378 B	4:14.969	1:07.900	36.509	240.8	22:30.252	
14								1	2:24.644	41.458	1:05.314	37.872	254.4	1:00:25.362	9								1	2:24.904	42.103	1:06.095	36.706	254.4	24:55.156	
31 AF Corse Ligier JS P320 - Nissan LMP3 1. Kriton LENTOUDIS 2. Rui AGUAS								10								1	2:26.088	41.929	1:07.386	36.773	255.0	27:21.244								
1								2	2:57.249	1:06.658	1:12.741	37.850	211.2	2:57.249	11								1	2:25.309	42.673	1:06.070	36.566	255.6	29:46.553	
2								2	2:22.620	41.768	1:04.255	36.597	255.0	5:19.869	12								1	2:26.127	41.610	1:07.572	36.945	253.2	32:12.680	
3								2	7:38.994 B	5:55.986	1:06.565	36.443	240.8	12:58.863	13								1	18:30.681 B	...	1:10.938	40.076	223.4	50:43.361	
4								2	2:18.061	40.629	1:02.747	34.685	259.9	15:16.924	14								1	2:32.422	42.090	1:13.689	36.643	235.6	53:15.783	
5								2	2:17.571	39.895	1:02.858	34.818	261.1	17:34.495	15								1	2:24.026	41.567	1:05.712	36.747	255.6	55:39.809	
6								2	2:16.748	39.262	1:02.388	35.098	264.3	19:51.243	16								1	2:22.117	41.232	1:04.860	36.025	255.6	58:01.926	
7								2	2:17.297	39.100	1:02.474	35.723	265.6	22:08.540	17								1	2:24.330	41.425	1:05.864	37.041	257.4	1:00:26.256	
8								2	2:20.961	42.335	1:03.409	35.217	261.1	24:29.501	37 COOL Racing Ligier JS P320 - Nissan LMP3 1. Antoine DOQUIN 2. Josh SKELTON															
9								1	7:50.034 B	5:58.006	1:12.633	39.395	212.1	32:19.535	1								1	2:31.062	39.459	1:13.661	37.942	199.2	2:31.062	
10								1	3:25.750	41.886	1:16.524	1:27.340	250.8	35:45.285	2								1	2:21.597	41.201	1:04.942	35.454	256.2	4:52.659	
11								1	15:01.289 B	...	1:09.468	41.020	215.9	50:46.574	3								1	2:18.590	40.210	1:03.117	35.263	260.5	7:11.249	
12								1	2:33.972	42.026	1:11.094	40.852	244.6	53:20.546	4								1	2:17.270	39.565	1:02.628	35.077	263.0	9:28.519	
13								1	2:32.908	43.668	1:10.313	38.927	256.8	55:53.454	5								1	2:18.597	39.579	1:02.100	36.918	263.0	11:47.116	
14								1	2:29.010	41.491	1:07.791	39.728	258.0	58:22.464	6								1	2:17.528	39.591	1:02.272	35.665	263.6	14:04.644	
15								1	2:28.547	41.165	1:07.649	39.733	258.6	1:00:51.011	7								1	2:16.517	39.337	1:02.161	35.019	263.6	16:21.161	
32 United Autosports Ligier JS P320 - Nissan LMP3 1. Daniel SCHNEIDER 2. Andrew MEYRICK								8								2	4:25.651 B	2:45.660	1:04.289	35.702	246.3	20:46.812								
1								1	4:18.615	2:13.866	1:22.183	42.566	144.5	4:18.615	9								2	2:17.062	39.719	1:02.490	34.853	264.3	23:03.874	
2								1	2:30.487	43.999	1:08.852	37.636	221.6	6:49.102	10								2	2:17.851	39.471	1:03.147	35.233	265.6	25:21.725	
																11								2	2:16.452	39.241	1:02.237	34.974	265.6	27:38.177
																12								2	3:56.668 B	2:19.172	1:02.674	34.822	251.4	31:34.845



Michelin Le Mans Cup


Spa-Francorchamps Round

Free Practice 1

Sector Analysis

Lap under Red Flag Invalidated Lap Personal Best Session Best B Crossing the pit lane

Lap	D	Time	Sector 1	Sector 2	Sector 3	T. Spd	Elapsed	Lap	D	Time	Sector 1	Sector 2	Sector 3	T. Spd	Elapsed							
13	2	2:17.807	39.291	1:01.952	36.564	264.3	33:52.652	8	1	2:17.816	40.092	1:02.785	34.939	263.6	22:59.858							
14	2	20:58.631 B	...	1:03.443	35.445	238.2	54:51.283	9	1	2:18.323	40.247	1:02.832	35.244	264.9	25:18.181							
15	2	2:19.705	40.152	1:02.743	36.810	255.0	57:10.988	10	1	2:16.838	39.340	1:02.181	35.317	266.2	27:35.019							
16	2	2:16.271	39.626	1:01.762	34.883	258.6	59:27.259	11	1	2:20.958	40.300	1:04.442	36.216	266.2	29:55.977							
17	2	2:17.150	40.311	1:01.760	35.079	258.6	1:01:44.409	12	1	2:18.811	39.344	1:04.058	35.409	267.6	32:14.788							
55 Rinaldi Racing 1. Steve PARROW LMP3 2. Dominik SCHWAGER Duqueine M30 - D08 - Nissan								13								1	4:40.224 B	1:19.692	1:52.578	1:27.954	248.5	36:55.012
1	2	4:49.221	2:51.543	1:14.555	43.123	201.0	4:49.221	14	1	13:38.535 B	...	1:07.976	38.780	205.6	50:33.547							
2	2	2:24.943	41.606	1:02.777	40.560	255.6	7:14.164	15	1	2:20.729	40.612	1:03.670	36.447	260.5	52:54.276							
3	2	2:16.021	39.581	1:01.555	34.885	263.6	9:30.185	16	1	2:18.014	39.587	1:03.229	35.198	263.6	55:12.290							
4	2	2:15.417	39.098	1:01.648	34.671	266.2	11:45.602	17	1	2:16.613	39.109	1:02.657	34.847	266.9	57:28.903							
5	1	5:32.617 B	3:50.146	1:05.515	36.956	236.1	17:18.219	18	1	2:17.172	38.994	1:03.026	35.152	267.6	59:46.075							
6	1	2:21.172	41.249	1:03.924	35.999	256.8	19:39.391	19	1	2:17.335	38.954	1:02.817	35.564	268.2	1:02:03.410							
7	1	2:20.951	40.802	1:03.931	36.218	261.1	22:00.342	69 COOL Racing 1. Maurice SMITH LMP3 2. Matt BELL Ligier JS P320 - Nissan														
8	1	2:21.974	40.488	1:05.840	35.646	259.9	24:22.316	1	1	2:31.655	37.296	1:15.106	39.253	173.1	2:31.655							
9	1	2:20.008	40.349	1:03.711	35.948	262.4	26:42.324	2	1	2:24.127	41.999	1:05.829	36.299	254.4	4:55.782							
10	1	2:20.493	40.672	1:04.044	35.777	262.4	29:02.817	3	1	2:22.557	40.481	1:05.369	36.707	256.2	7:18.339							
11	1	2:21.666	40.139	1:05.425	36.102	263.6	31:24.483	4	1	2:19.709	40.257	1:04.138	35.314	258.6	9:38.048							
12	1	2:27.808	40.509	1:08.904	38.395	263.6	33:52.291	5	1	2:17.906	39.732	1:02.847	35.327	259.9	11:55.954							
13	2	17:12.731 B	...	1:04.914	35.737	243.5	51:05.022	6	1	2:19.108	39.969	1:03.343	35.796	259.2	14:15.062							
14	2	2:21.202	40.284	1:04.170	36.748	261.7	53:26.224	7	2	4:41.421 B	3:01.616	1:04.559	35.246	220.7	18:56.483							
15	2	2:22.503	40.121	1:06.427	35.955	263.0	55:48.727	8	2	2:15.678	39.679	1:01.213	34.786	259.2	21:12.161							
16	2	2:16.803	39.143	1:02.483	35.177	265.6	58:05.530	9	2	2:15.220	39.518	1:00.891	34.811	259.9	23:27.381							
17	2	2:18.820	39.220	1:03.786	35.814	266.9	1:00:24.350	10	2	2:18.918	39.051	1:02.184	37.683	263.6	25:46.299							
60 Phoenix Racing 1. Frank KRÄLING LMP3 2. Connor DE PHILLIPPI Ligier JS P320 - Nissan								11	2	2:14.660	39.095	1:00.606	34.959	261.7	28:00.959							
1	2	3:50.318	1:54.189	1:14.044	42.085	199.2	3:50.318	12	1	5:45.845 B	4:05.116	1:05.406	35.323	245.7	33:46.804							
2	2	2:23.977	41.723	1:05.519	36.735	248.5	6:14.295	13	1	18:09.380 B	...	1:05.457	35.816	242.4	51:56.184							
3	2	2:17.352	40.417	1:02.132	34.803	257.4	8:31.647	14	1	2:19.441	40.276	1:03.749	35.416	256.8	54:15.625							
4	2	2:17.740	39.978	1:02.505	35.257	260.5	10:49.387	15	1	2:18.970	39.751	1:03.935	35.284	258.0	56:34.595							
5	2	2:15.344	39.806	1:00.903	34.635	260.5	13:04.731	16	1	2:17.899	39.673	1:02.882	35.344	258.6	58:52.494							
6	2	2:15.184	39.454	1:01.042	34.688	261.1	15:19.915	17	1	2:17.629	39.662	1:02.806	35.161	259.9	1:01:10.123							
7	2	2:19.428	39.671	1:04.059	35.698	260.5	17:39.343	71 Team Virage 1. Rob HODES LMP3 2. Garrett GRIST Ligier JS P320 - Nissan														
8	2	2:15.811	39.632	1:01.170	35.009	260.5	19:55.154	1	2	4:25.186	2:25.741	1:18.970	40.475	182.1	4:25.186							
9	2	9:18.601 B	7:37.935	1:04.248	36.418	250.8	29:13.755	2	2	2:35.068	43.677	1:11.382	40.009	185.2	7:00.254							
10	2	2:15.481	39.553	1:01.154	34.774	259.9	31:29.236	3	2	2:36.178	44.412	1:16.470	35.296	163.2	9:36.432							
11	1	19:13.504 B	...	1:12.223	40.425	188.1	50:42.740	4	2	2:15.844	39.636	1:01.450	34.758	263.0	11:52.276							
12	1	2:30.985	42.934	1:09.747	38.304	193.8	53:13.725	5	2	2:15.618	39.123	1:01.213	35.282	264.9	14:07.894							
13	1	2:24.582	41.405	1:05.786	37.391	254.4	55:38.307	6	2	2:19.183	39.072	1:02.551	37.560	265.6	16:27.077							
14	1	2:23.249	41.481	1:05.273	36.495	255.0	58:01.556	7	2	2:15.005	39.040	1:01.352	34.613	265.6	18:42.082							
15	1	2:25.272	41.098	1:05.641	38.533	255.0	1:00:26.828	8	2	2:15.143	39.096	1:01.215	34.832	266.9	20:57.225							
66 Rinaldi Racing 1. Alexander MATTSCHULL LMP3 2. Nicolas VARRONE Duqueine M30 - D08 - Nissan								9	1	6:23.204 B	4:38.678	1:08.100	36.426	227.2	27:20.429							
1	2	4:21.266	2:32.299	1:11.837	37.130	211.6	4:21.266	10	1	2:21.031	40.564	1:04.860	35.607	258.0	29:41.460							
2	2	2:23.401	40.827	1:02.414	40.160	256.8	6:44.667	11	1	2:25.374	43.228	1:05.420	36.726	256.8	32:06.834							
3	2	2:19.470	39.121	1:00.948	39.401	263.6	9:04.137	12	1	2:59.649	40.394	1:04.890	1:14.365	262.4	35:06.483							
4	2	2:14.972	38.943	1:00.924	35.105	266.9	11:19.109	13	1	16:04.485 B	...	1:09.776	36.820	198.8	51:10.968							
5	2	2:14.739	38.947	1:01.052	34.740	266.9	13:33.848	14	1	2:24.281	40.925	1:05.959	37.397	259.2	53:35.249							
6	2	2:14.143	38.691	1:00.738	34.714	267.6	15:47.991	15	1	2:25.149	40.532	1:07.269	37.348	261.1	56:00.398							
7	1	4:54.051 B	3:13.704	1:04.675	35.672	247.4	20:42.042	16	1	2:24.475	40.126	1:06.967	37.382	263.6	58:24.873							
								17	1	2:25.108	40.639	1:06.874	37.595	256.2	1:00:49.981							



Michelin Le Mans Cup

Spa-Francorchamps Round

Free Practice 1

Sector Analysis

Lap under Red Flag Invalidated Lap ■ Personal Best ■ Session Best **B** Crossing the pit lane

Lap	D	Time	Sector 1	Sector 2	Sector 3	T. Spd	Elapsed	Lap	D	Time	Sector 1	Sector 2	Sector 3	T. Spd	Elapsed
73		TS Corse		Duqueine M30 - D08 - Nissan											
		1. Pietro PECCENINI		LMP3											
		2. Cian CAREY													
1	2	2:58.997	1:07.036	1:13.874	38.087	191.1	2:58.997	10	1	2:21.934	40.857	1:05.045	36.032	256.8	28:18.374
2	2	2:21.870	42.294	1:03.977	35.599	244.6	5:20.867	11	1	2:21.402	40.481	1:05.026	35.895	257.4	30:39.776
3	2	2:18.009	40.883	1:02.062	35.064	257.4	7:38.876	12	1	2:21.902	40.318	1:05.243	36.341	256.8	33:01.678
4	2	2:16.223	39.973	1:01.357	34.893	256.8	9:55.099	13	1	18:01.277 B	...	1:11.982	37.141	211.6	51:02.955
5	2	2:16.490	39.614	1:01.764	35.112	260.5	12:11.589	14	1	2:28.062	41.342	1:06.280	40.440	253.8	53:31.017
6	2	2:33.368	49.841	1:06.220	37.307	174.2	14:44.957	15	1	2:29.979	40.716	1:08.891	40.372	257.4	56:00.996
7	1	7:53.441 B	5:45.201	1:25.355	42.885	123.6	22:38.398	16	1	2:25.109	40.775	1:06.196	38.138	256.2	58:26.105
8	1	2:29.907	44.827	1:07.923	37.157	244.1	25:08.305	17	1	2:25.391	40.187	1:08.480	36.724	258.0	1:00:51.496
9	1	2:28.572	42.050	1:05.752	40.770	253.2	27:36.877								
10	1	2:23.575	41.736	1:05.370	36.469	255.0	30:00.452								
11	1	2:21.784	40.739	1:04.583	36.462	257.4	32:22.236								
12	1	3:26.682	40.863	1:17.198	1:28.621	258.6	35:48.918								
13	1	14:53.255 B	...	1:14.520	40.539	168.8	50:42.173								
14	1	2:27.887	40.737	1:05.981	41.169	256.2	53:10.060								
15	2	3:59.129 B	2:20.247	1:03.466	35.416	249.7	57:09.189								
16	2	2:17.381	40.282	1:02.232	34.867	259.2	59:26.570								
17	2	2:16.635	40.672	1:01.132	34.831	258.6	1:01:43.205								
77		Team Thor		Ligier JS P320 - Nissan											
		1. Audunn GUDMUNDSSON		LMP3											
		2. Anders FJORBACH													
1	2	3:00.322	59.315	1:19.531	41.476	199.2	3:00.322								
2	2	2:24.100	42.553	1:05.176	36.371	246.3	5:24.422								
3	2	2:18.138	40.691	1:02.196	35.251	255.0	7:42.560								
4	2	2:19.408	41.925	1:01.945	35.538	253.8	10:01.968								
5	2	2:17.690	40.644	1:01.631	35.415	256.2	12:19.658								
6	2	2:17.287	40.607	1:01.544	35.136	256.8	14:36.945								
7	2	2:17.030	40.339	1:01.611	35.080	256.8	16:53.975								
8	2	2:16.531	39.978	1:01.673	34.880	257.4	19:10.506								
9	1	6:20.834 B	4:33.458	1:09.747	37.629	171.2	25:31.340								
10	1	2:27.155	42.504	1:07.684	36.967	252.6	27:58.495								
11	1	2:23.993	41.928	1:05.360	36.705	246.3	30:22.488								
12	1	2:23.463	41.760	1:05.083	36.620	246.3	32:45.951								
13	1	4:02.825	41.220	1:52.245	1:29.360	256.2	36:48.776								
14	1	14:19.360 B	...	1:10.995	38.365	234.0	51:08.136								
15	1	2:25.512	41.676	1:05.881	37.955	253.2	53:33.648								
16	1	2:30.105	41.100	1:09.873	39.132	256.8	56:03.753								
17	1	2:23.956	41.141	1:05.014	37.801	256.8	58:27.709								
18	1	2:24.499	40.954	1:07.011	36.534	258.6	1:00:52.208								
98		MotorSport98		Ligier JS P320 - Nissan											
		1. Eric DE DONCKER		LMP3											
		2. Dino LUNARDI													
1	2	2:43.006	54.968	1:10.640	37.398	224.3	2:43.006								
2	2	2:21.300	40.823	1:04.649	35.828	257.4	5:04.306								
3	2	2:15.786	39.669	1:01.267	34.850	258.6	7:20.092								
4	2	2:19.424	39.374	1:04.070	35.980	261.1	9:39.516								
5	1	4:37.585 B	2:44.741	1:13.881	38.963	220.7	14:17.101								
6	1	2:23.107	41.468	1:05.051	36.588	253.2	16:40.208								
7	1	2:21.643	40.752	1:04.861	36.030	255.0	19:01.851								
8	1	2:34.669	40.896	1:09.694	44.079	216.7	21:36.520								
9	1	4:19.920 B	2:34.982	1:06.977	37.961	242.4	25:56.440								