

Michelin Le Mans Cup


Spa-Francorchamps Round

Bronze Driver Collective Test

Sector Analysis

Lap under Red Flag Invalidated Lap Personal Best Session Best B Crossing the pit lane

Lap	D	Time	Sector 1	Sector 2	Sector 3	T. Spd	Elapsed	Lap	D	Time	Sector 1	Sector 2	Sector 3	T. Spd	Elapsed	
2		Pzoberer Zürichsee by TFT 1.Nicolas LEUTWILER 2.Julien ANDLAUER						Porsche 911 GT3 R GT3			8					
1	1	9:26.102	7:15.000	1:27.016	44.086	172.0	9:26.102	1	1	4:53.345	2:54.774	1:18.202	40.369	189.4	4:53.345	
2	1	2:45.887	47.807	1:17.730	40.350	181.2	12:11.989	2	1	2:28.737	43.211	1:07.752	37.774	248.5	7:22.082	
3	1	2:36.233	44.340	1:13.747	38.146	210.0	14:48.222	3	1	2:21.748	40.916	1:04.571	36.261	253.8	9:43.830	
4	1	2:31.244	45.507	1:08.582	37.155	240.3	17:19.466	4	1	2:23.885	40.703	1:05.907	37.275	255.0	12:07.715	
5	1	2:22.258	40.561	1:05.542	36.155	258.6	19:41.724	5	1	2:20.523	40.551	1:04.203	35.769	255.6	14:28.238	
6	1	2:21.997	40.491	1:05.070	36.436	258.0	22:03.721	6	1	2:20.560	40.665	1:03.889	36.006	256.2	16:48.798	
7	1	2:21.205	40.401	1:04.692	36.112	259.2	24:24.926	7	1	2:21.616	40.817	1:04.664	36.135	255.6	19:10.414	
8	1	2:21.892	40.446	1:05.298	36.148	258.0	26:46.818	8	1	2:32.031	45.819	1:08.515	37.697	237.6	21:42.445	
9	1	2:20.701	40.262	1:04.707	35.732	258.6	29:07.519	9	1	2:20.902	40.621	1:04.495	35.786	256.8	24:03.347	
10	1	2:21.443	40.505	1:04.989	35.949	258.6	31:28.962	10	1	2:21.639	40.675	1:04.758	36.206	256.2	26:24.986	
3		DKR Engineering 1.Jon BROWNSON 2.Dario CANGIALOSI						Duqueine M30 - D08 - Nissan LMP3			9					
1	1	4:37.927	2:35.394	1:20.233	42.300	164.2	4:37.927	1	1	13:22.539	...	1:24.841	44.367	141.6	13:22.539	
2	1	2:31.518	44.192	1:09.885	37.441	217.6	7:09.445	2	1	2:32.217	43.734	1:10.032	38.451	249.1	15:54.756	
3	1	2:22.953	41.585	1:05.641	35.727	259.2	9:32.398	3	1	2:27.118	41.946	1:07.792	37.380	253.8	18:21.874	
4	1	2:21.197	40.676	1:04.964	35.557	263.0	11:53.595	4	1	2:27.268	41.409	1:07.664	38.195	254.4	20:49.142	
5	1	2:21.950	40.769	1:05.211	35.970	258.6	14:15.545	5	1	2:26.342	41.168	1:07.885	37.289	255.0	23:15.484	
6	1	2:21.404	40.440	1:05.089	35.875	263.6	16:36.949	6	1	2:24.197	41.049	1:05.969	37.179	256.2	25:39.681	
7	1	2:21.012	40.152	1:05.308	35.552	265.6	18:57.961	7	1	2:23.820	40.850	1:05.843	37.127	256.2	28:03.501	
8	1	2:19.601	39.666	1:04.490	35.445	268.2	21:17.562	8	1	2:23.324	40.778	1:05.723	36.823	256.8	30:26.825	
9	1	2:19.383	39.833	1:04.017	35.533	266.9	23:36.945									
10	1	2:20.556	40.491	1:04.567	35.498	264.9	25:57.501									
11	1	2:21.322	40.275	1:05.064	35.983	263.6	28:18.823									
12	1	2:20.222	39.843	1:04.689	35.690	265.6	30:39.045									
5		Phoenix Racing 1.Finn GEHRSTIZ 2.Hamza OWEGA						Ligier JS P320 - Nissan LMP3			11					
1	1	2:50.248	56.700	1:14.605	38.943	224.8	2:50.248	1	2	2:43.009	51.231	1:13.438	38.340	217.6	2:43.009	
2	1	2:21.493	40.852	1:04.618	36.023	253.2	5:11.741	2	2	2:24.627	42.054	1:06.117	36.456	254.4	5:07.636	
3	1	2:18.715	40.106	1:03.517	35.092	258.0	7:30.456	3	2	2:19.025	39.977	1:03.880	35.168	261.7	7:26.661	
4	1	2:16.842	39.741	1:02.373	34.728	262.4	9:47.298	4	2	2:17.533	39.205	1:02.740	35.588	267.6	9:44.194	
5	1	2:30.732	39.774	1:08.357	42.601	261.7	12:18.030	5	2	2:19.213	40.264	1:03.610	35.339	266.2	12:03.407	
6	1	2:19.731	39.744	1:04.068	35.919	264.3	14:37.761	6	2	4:31.778 B	2:40.353	1:11.066	40.359	243.5	16:35.185	
7	1	9:03.825 B	7:17.713	1:07.741	38.371	188.8	23:41.586	7	2	2:21.630	40.637	1:04.750	36.243	261.7	18:56.815	
8	1	2:29.325	39.739	1:03.020	46.566	261.1	26:10.911	8	2	2:16.306	39.503	1:02.182	34.621	267.6	21:13.121	
9	1	2:16.717	39.775	1:01.932	35.010	259.2	28:27.628	9	2	2:17.292	39.075	1:02.583	35.634	269.6	23:30.413	
10	1	2:19.591	39.846	1:02.968	36.777	262.4	30:47.219	10	2	2:24.859	42.034	1:06.813	36.012	248.0	25:55.272	
								11	2	2:15.331	38.925	1:01.881	34.525	266.9	28:10.603	
								12	2	2:21.121	39.072	1:03.759	38.290	268.9	30:31.724	
7		Nielsen Racing 1.Anthony WELLS 2.Colin NOBLE						Ligier JS P320 - Nissan LMP3			12					
1	1	11:50.374	9:54.264	1:15.280	40.830	165.4	11:50.374	1	1	3:33.443	1:37.147	1:16.132	40.164	180.0	3:33.443	
2	1	2:22.230	41.459	1:04.429	36.342	250.8	14:12.604	2	1	2:24.021	42.315	1:05.399	36.307	252.0	5:57.464	
3	1	2:19.485	40.317	1:03.531	35.637	256.2	16:32.089	3	1	2:21.704	41.242	1:04.559	35.903	255.0	8:19.168	
4	1	2:17.998	40.059	1:02.633	35.306	258.0	18:50.087	4	1	2:20.652	40.556	1:04.287	35.809	256.2	10:39.820	
5	1	2:18.824	40.309	1:03.194	35.321	257.4	21:08.911	5	1	2:20.660	40.605	1:04.415	35.640	256.8	13:00.480	
6	1	2:17.544	39.753	1:02.606	35.185	259.9	23:26.455	6	1	2:19.033	39.888	1:03.712	35.433	258.0	15:19.513	
7	1	2:17.185	39.582	1:02.523	35.080	260.5	25:43.640	7	1	2:20.424	40.589	1:04.129	35.706	258.6	17:39.937	
8	1	2:18.641	39.592	1:03.542	35.507	262.4	28:02.281	8	1	2:19.427	40.348	1:03.635	35.444	259.2	19:59.364	
9	1	2:17.164	39.663	1:02.565	34.936	259.9	30:19.445	9	1	2:19.343	40.075	1:03.633	35.635	259.9	22:18.707	



Michelin Le Mans Cup


Spa-Francorchamps Round

Bronze Driver Collective Test

Sector Analysis

Lap under Red Flag Invalidated Lap Personal Best Session Best Crossing the pit lane

Lap	D	Time	Sector 1	Sector 2	Sector 3	T. Spd	Elapsed	Lap	D	Time	Sector 1	Sector 2	Sector 3	T. Spd	Elapsed
10	1	2:18.707	39.961	1:03.371	35.375	259.9	24:37.414	4	1	2:24.382	41.625	1:05.858	36.899	256.2	10:24.527
11	1	2:18.890	40.013	1:03.514	35.363	258.0	26:56.304	5	1	2:29.245	41.821	1:07.382	40.042	256.2	12:53.772
12	1	2:18.815	39.926	1:03.496	35.393	258.0	29:15.119	6	1	2:23.858	41.415	1:05.528	36.915	256.8	15:17.630
13	1	2:19.134	39.819	1:03.799	35.516	259.9	31:34.253	7	1	2:25.493	41.639	1:07.222	36.632	258.0	17:43.123
17	IDEC Sport 1. Patrice LAFARGUE 2. Dimitri ENJALBERT Ligier JS P320 - Nissan LMP3							8	1	2:22.354	41.272	1:04.643	36.439	257.4	20:05.477
1	1	4:16.973	2:06.662	1:26.720	43.591	146.8	4:16.973	9	1	2:21.773	40.853	1:04.804	36.116	258.0	22:27.250
2	1	2:24.657	41.473	1:06.984	36.200	255.6	6:41.630	10	1	2:21.755	41.397	1:04.249	36.109	258.0	24:49.005
3	1	2:20.954	41.040	1:04.032	35.882	256.8	9:02.584	11	1	2:22.185	40.933	1:04.881	36.371	258.0	27:11.190
4	1	2:20.445	40.487	1:03.936	36.022	259.2	11:23.029	12	1	2:22.641	41.582	1:04.686	36.373	256.2	29:33.831
5	1	2:26.054	40.494	1:07.563	37.997	259.9	13:49.083	13	1	2:27.280	43.451	1:06.428	37.401	254.4	32:01.111
6	1	2:23.876	40.942	1:06.521	36.413	258.6	16:12.959	22	United Autosports 1. Gerald KRAUT 2. Scott ANDREWS Ligier JS P320 - Nissan LMP3						
7	1	2:23.401	40.324	1:06.558	36.519	261.1	18:36.360	1	1	4:31.603	2:32.780	1:17.203	41.620	167.0	4:31.603
8	1	2:20.434	40.401	1:04.189	35.844	261.1	20:56.794	2	1	2:24.624	42.597	1:05.462	36.565	254.4	6:56.227
9	1	2:22.243	40.308	1:04.417	37.518	261.1	23:19.037	3	1	2:23.638	42.332	1:04.587	36.719	254.4	9:19.865
10	1	4:12.231	2:17.412	1:13.681	41.138	191.1	27:31.268	4	1	2:23.921	41.095	1:06.134	36.692	258.0	11:43.786
18	Mühlner Motorsport 1. Andres LATORRE 2. Garnet PATTERSON Duqueine M30 - D08 - Nissan LMP3							5	1	2:21.512	40.846	1:04.370	36.296	258.0	14:05.298
1	1	3:17.006	1:06.303	1:25.691	45.012	154.6	3:17.006	6	1	2:21.356	40.847	1:04.486	36.023	258.6	16:26.654
2	1	2:25.162	42.250	1:05.976	36.936	252.0	5:42.168	7	1	2:22.276	40.891	1:04.530	36.855	258.0	18:48.930
3	1	2:21.844	40.772	1:05.191	35.881	258.6	8:04.012	8	1	2:24.037	43.249	1:04.925	35.863	260.5	21:12.967
4	1	2:22.700	40.672	1:06.277	35.751	259.9	10:26.712	9	1	2:23.442	41.438	1:05.269	36.735	260.5	23:36.409
5	1	2:21.367	40.572	1:05.144	35.651	260.5	12:48.079	10	1	2:22.931	41.354	1:05.337	36.240	254.4	25:59.340
6	1	2:21.868	40.753	1:05.459	35.656	259.2	15:09.947	11	1	2:22.726	40.591	1:05.174	36.961	258.6	28:22.066
7	1	2:21.144	40.290	1:05.098	35.756	261.7	17:31.091	12	1	2:51.568	41.193	1:11.981	58.394	258.0	31:13.634
8	1	2:20.773	40.359	1:04.682	35.732	261.1	19:51.864	23	United Autosports 1. John SCHAUERMAN 2. Wayne BOYD Ligier JS P320 - Nissan LMP3						
9	1	2:19.926	40.119	1:04.068	35.739	261.7	22:11.790	1	1	4:27.995	2:20.994	1:24.838	42.163	156.6	4:27.995
10	1	2:20.380	40.223	1:04.101	36.056	259.2	24:32.170	2	1	2:22.169	41.636	1:04.785	35.748	250.8	6:50.164
11	1	2:20.260	40.007	1:04.536	35.717	262.4	26:52.430	3	1	2:20.994	40.367	1:04.370	36.257	257.4	9:11.158
12	1	2:20.160	40.256	1:04.233	35.671	260.5	29:12.590	4	1	2:19.404	40.132	1:03.822	35.450	258.0	11:30.562
13	1	2:19.610	39.811	1:04.275	35.524	262.4	31:32.200	5	1	2:21.131	39.940	1:05.727	35.464	258.0	13:51.693
20	Grainmarket Racing 1. Mark CRADER 2. Alex MORTIMER Duqueine M30 - D08 - Nissan LMP3							6	1	2:18.992	40.213	1:03.447	35.332	259.9	16:10.685
1	1	7:42.705	5:43.573	1:19.269	39.863	159.8	7:42.705	7	1	2:18.056	39.911	1:02.884	35.261	259.2	18:28.741
2	1	2:26.953	42.550	1:07.528	36.875	244.6	10:09.658	8	1	2:19.914	39.546	1:03.633	36.735	261.1	20:48.655
3	1	2:21.428	40.961	1:04.187	36.280	258.0	12:31.086	9	1	2:18.172	39.624	1:03.206	35.342	261.1	23:06.827
4	1	2:20.484	41.005	1:03.654	35.825	258.0	14:51.570	10	1	2:19.428	39.467	1:04.313	35.648	263.0	25:26.255
5	1	2:21.832	40.852	1:05.065	35.915	258.0	17:13.402	11	1	2:19.294	39.865	1:03.624	35.805	258.6	27:45.549
6	1	2:19.567	40.511	1:03.227	35.829	259.9	19:32.969	12	1	2:18.224	39.675	1:03.267	35.282	261.1	30:03.773
7	1	2:19.625	40.580	1:03.368	35.677	258.6	21:52.594	25	Racing Spirit of Leman 1. Jacques WOLFF 2. Théo CHALAL Ligier JS P320 - Nissan LMP3						
8	1	2:19.564	40.543	1:03.445	35.576	260.5	24:12.158	1	1	2:51.766	58.610	1:15.139	38.017	188.8	2:51.766
9	1	2:19.179	40.222	1:03.393	35.564	259.9	26:31.337	2	1	2:22.961	41.134	1:05.496	36.331	255.0	5:14.727
10	1	2:19.113	40.291	1:03.515	35.307	259.2	28:50.450	3	1	2:23.437	40.686	1:05.655	37.096	256.8	7:38.164
11	1	2:18.624	39.906	1:03.101	35.617	261.1	31:09.074	4	1	2:21.226	40.858	1:04.555	35.813	258.6	9:59.390
21	Mühlner Motorsport 1. Thorsen JUNG 2. Ugo DE WILDE Duqueine M30 - D08 - Nissan LMP3							5	1	2:20.012	40.014	1:03.814	36.184	259.2	12:19.402
1	1	2:57.342	52.887	1:22.371	42.084	177.6	2:57.342	6	1	2:20.267	39.918	1:04.495	35.854	261.7	14:39.669
2	1	2:35.836	45.024	1:12.318	38.494	196.7	5:33.178	7	1	2:20.359	40.189	1:04.739	35.431	259.9	17:00.028
3	1	2:26.967	42.488	1:06.897	37.582	254.4	8:00.145	8	1	2:17.936	39.895	1:02.905	35.136	261.7	19:17.964
								9	1	2:18.289	39.815	1:03.112	35.362	263.0	21:36.253
								10	1	2:18.300	39.967	1:03.014	35.319	261.1	23:54.553




Michelin Le Mans Cup

Spa-Francorchamps Round

Bronze Driver Collective Test

Sector Analysis

											Lap under Red Flag		Invalidated Lap		Personal Best		Session Best		B Crossing the pit lane	
Lap	D	Time	Sector 1	Sector 2	Sector 3	T. Spd	Elapsed	Lap	D	Time	Sector 1	Sector 2	Sector 3	T. Spd	Elapsed					
30 Frikadelli Racing Team Ligier JS P320 - Nissan																				
1.Klaus ABBELEN LMP3																				
2.Axcil JEFFERIES																				
1	1	3:35.884	1:39.560	1:17.213	39.111	183.7	3:35.884													
2	1	2:25.733	42.343	1:06.443	36.947	250.8	6:01.617													
3	1	2:22.831	41.368	1:04.748	36.715	254.4	8:24.448													
4	1	2:22.998	41.267	1:05.048	36.683	253.8	10:47.446													
5	1	2:22.163	41.235	1:04.600	36.328	255.6	13:09.609													
6	1	2:23.692	41.259	1:04.990	37.443	255.6	15:33.301													
7	1	7:08.468 B	5:25.713	1:06.057	36.698	234.0	22:41.769													
8	1	2:21.610	41.171	1:04.198	36.241	255.6	25:03.379													
9	1	2:29.139	40.880	1:10.261	37.998	255.6	27:32.518													
10	1	2:22.292	40.802	1:04.945	36.545	256.2	29:54.810													
11	1	2:21.028	40.950	1:04.128	35.950	254.4	32:15.838													
55 Rinaldi Racing Duqueine M30 - D08 - Nissan																				
1.Steve PARROW LMP3																				
2.Dominik SCHWAGER																				
1	1	3:39.529	1:44.292	1:15.210	40.027	194.5	3:39.529													
2	1	2:30.784	42.297	1:07.117	41.370	253.2	6:10.313													
3	1	2:23.166	41.837	1:04.725	36.604	255.6	8:33.479													
4	1	2:22.974	40.534	1:06.244	36.196	261.1	10:56.453													
5	1	2:23.926	40.662	1:04.544	38.720	261.7	13:20.379													
6	1	2:21.171	40.385	1:04.511	36.275	263.6	15:41.550													
7	1	4:43.357 B	2:54.612	1:10.324	38.421	206.8	20:24.907													
8	1	2:21.515	40.953	1:04.596	35.966	260.5	22:46.422													
9	1	2:19.260	39.957	1:03.941	35.362	263.6	25:05.682													
10	1	2:22.081	40.509	1:05.038	36.534	260.5	27:27.763													
11	1	2:19.261	39.998	1:03.755	35.508	264.3	29:47.024													
60 Phoenix Racing Ligier JS P320 - Nissan																				
1.Frank KRÄLING LMP3																				
2.Connor DE PHILLIPPI																				
1	1	3:18.935	1:24.298	1:10.409	44.228	194.5	3:18.935													
2	1	2:23.900	41.744	1:05.561	36.595	250.8	5:42.835													
3	1	2:25.389	44.414	1:04.926	36.049	252.0	8:08.224													
4	1	2:21.099	40.802	1:04.225	36.072	255.6	10:29.323													
5	1	2:22.482	40.911	1:05.355	36.216	256.8	12:51.805													
6	1	2:21.194	40.628	1:04.671	35.895	259.2	15:12.999													
7	1	2:20.960	40.614	1:04.658	35.688	259.2	17:33.959													
8	1	5:24.612 B	3:39.144	1:08.258	37.210	232.0	22:58.571													
9	1	2:20.300	41.096	1:03.691	35.513	256.2	25:18.871													
10	1	2:19.308	40.357	1:03.439	35.512	258.0	27:38.179													
11	1	2:33.148	40.236	1:13.072	39.840	258.6	30:11.327													
66 Rinaldi Racing Duqueine M30 - D08 - Nissan																				
1.Alexander MATTSCHULL LMP3																				
2.Nicolas VARRONE																				
1	1	3:55.898	2:00.229	1:16.396	39.273	199.9	3:55.898													
2	1	2:20.856	41.427	1:03.648	35.781	255.0	6:16.754													
3	1	2:18.685	40.339	1:03.167	35.179	259.9	8:35.439													
4	1	2:17.498	39.398	1:03.209	34.891	266.2	10:52.937													
5	1	4:10.862 B	2:26.625	1:07.910	36.327	225.3	15:03.799													
6	1	2:25.501	40.035	1:04.303	41.163	263.0	17:29.300													
7	1	2:17.287	39.770	1:02.573	34.944	264.9	19:46.587													
8	1	2:15.959	38.924	1:02.155	34.880	268.9	22:02.546													
9	1	2:15.610	38.950	1:01.848	34.812	268.2	24:18.156													
10	1	2:27.959	44.289	1:06.638	37.032	208.0	26:46.115													
11	1	2:15.382	38.904	1:01.855	34.623	265.6	29:01.497													
32 United Autosports Ligier JS P320 - Nissan																				
1.Daniel SCHNEIDER LMP3																				
2.Andrew MEYRICK																				
1	1	2:59.737	1:04.694	1:15.165	39.878	189.8	2:59.737													
2	1	2:25.603	42.234	1:06.914	36.455	251.4	5:25.340													
3	1	2:21.374	40.673	1:04.705	35.996	257.4	7:46.714													
4	1	2:22.449	40.403	1:04.652	37.394	258.0	10:09.163													
5	1	2:20.210	40.423	1:04.313	35.474	258.6	12:29.373													
6	1	2:19.972	40.337	1:04.084	35.551	258.6	14:49.345													
7	1	2:19.273	40.436	1:03.276	35.561	259.9	17:08.618													
8	1	2:18.587	39.993	1:03.275	35.319	261.7	19:27.205													
9	1	2:19.267	40.010	1:03.615	35.642	260.5	21:46.472													
10	1	2:22.521	39.995	1:03.685	38.841	264.3	24:08.993													
11	1	2:18.489	39.884	1:03.279	35.326	257.4	26:27.482													
12	1	2:19.515	39.903	1:04.098	35.514	256.2	28:46.997													
13	1	2:18.808	39.901	1:03.467	35.440	264.9	31:05.805													
33 CD Sport Ligier JS P320 - Nissan																				
1.Michael JENSEN LMP3																				
2.Adam ETEKI																				
1	1	5:39.459	3:43.431	1:18.016	38.012	204.1	5:39.459													
2	1	3:20.711 B	1:37.709	1:06.896	36.106	235.1	9:00.170													
3	1	2:21.718	41.052	1:05.059	35.607	256.2	11:21.888													
4	1	2:21.029	40.709	1:04.934	35.386	256.8	13:42.917													
5	1	2:20.374	40.676	1:03.950	35.748	258.0	16:03.291													
6	1	2:19.848	40.410	1:04.064	35.374	259.9	18:23.139													
7	1	2:20.751	40.464	1:04.857	35.430	258.0	20:43.890													
8	1	2:21.205	41.359	1:04.350	35.496	255.0	23:05.095													
9	1	2:20.348	40.493	1:04.161	35.694	258.6	25:25.443													
10	1	2:21.438	40.741	1:05.079	35.618	248.0	27:46.881													
11	1	2:22.503	40.633	1:06.223	35.647	250.3	30:09.384													
37 COOL Racing Ligier JS P320 - Nissan																				
1.Antoine DOQUIN LMP3																				
2.Josh SKELTON																				
1	1	3:04.633	1:14.550	1:10.420	39.663	227.6	3:04.633													
2	1	2:25.787	41.465	1:07.458	36.864	252.6	5:30.420													
3	1	2:18.446	39.899	1:03.022	35.525	257.4	7:48.866													



Michelin Le Mans Cup

Spa-Francorchamps Round

Bronze Driver Collective Test

Sector Analysis

Lap under Red Flag											Invalidated Lap	Personal Best	Session Best	B Crossing the pit lane			
Lap	D	Time	Sector 1	Sector 2	Sector 3	T. Spd	Elapsed	Lap	D	Time	Sector 1	Sector 2	Sector 3	T. Spd	Elapsed		
69		COOL Racing		Ligier JS P320 - Nissan LMP3													
		1.Maurice SMITH															
		2.Matt BELL															
1	1	2:52.175	1:03.410	1:10.753	38.012	227.6	2:52.175	8	1	2:20.554	40.727	1:04.080	35.747	256.8	19:56.360		
2	1	2:24.308	41.187	1:05.399	37.722	255.0	5:16.483	9	1	2:20.058	40.838	1:03.243	35.977	256.8	22:16.418		
3	1	2:21.261	40.318	1:04.576	36.367	256.2	7:37.744	10	1	2:20.188	40.915	1:03.677	35.596	256.2	24:36.606		
4	1	2:18.322	40.104	1:02.848	35.370	257.4	9:56.066	11	1	2:48.469	48.058	1:18.798	41.613	181.5	27:25.075		
5	1	3:59.189	B 2:13.861	1:08.315	37.013	235.6	13:55.255	12	1	2:20.920	41.074	1:03.972	35.874	255.0	29:45.995		
6	1	2:18.583	40.352	1:03.220	35.011	258.0	16:13.838	13	1	2:20.796	40.882	1:03.887	36.027	255.6	32:06.791		
7	1	2:19.966	39.722	1:05.100	35.144	260.5	18:33.804								98	MotorSport98	
8	1	2:17.240	39.532	1:02.324	35.384	260.5	20:51.044								1.Eric DE DONCKER		
9	1	2:18.146	39.469	1:03.372	35.305	264.3	23:09.190								2.Dino LUNARDI		
10	1	2:22.219	39.355	1:02.414	40.450	260.5	25:31.409								Ligier JS P320 - Nissan LMP3		
11	1	2:16.661	39.334	1:02.208	35.119	259.9	27:48.070								1		6:14.553
12	1	2:20.564	39.328	1:05.185	36.051	260.5	30:08.634								2		2:24.939
71		Team Virage		Ligier JS P320 - Nissan LMP3													
		1.Rob HODES															
		2.Garett GRIST															
1	1	9:13.835	7:18.556	1:15.385	39.894	156.6	9:13.835	3	1	2:20.014	40.433	1:04.047	35.534	256.8	10:59.506		
2	1	2:23.932	41.722	1:06.571	35.639	254.4	11:37.767	4	1	2:22.261	40.451	1:05.093	36.717	256.8	13:21.767		
3	1	2:20.325	40.402	1:04.391	35.532	255.6	13:58.092	5	1	3:53.797	B 2:08.892	1:08.052	36.853	244.1	17:15.564		
4	1	2:20.140	40.058	1:04.580	35.502	262.4	16:18.232	6	1	2:19.267	39.932	1:03.856	35.479	259.2	19:34.831		
5	1	2:18.628	40.176	1:03.196	35.256	258.0	18:36.860	7	1	2:19.615	39.942	1:04.119	35.554	259.2	21:54.446		
6	1	2:34.017	53.723	1:04.968	35.326	246.8	21:10.877	8	1	2:22.384	39.971	1:04.270	38.143	259.2	24:16.830		
7	1	2:19.182	39.862	1:03.753	35.567	260.5	23:30.059	9	1	2:19.553	40.095	1:03.987	35.471	257.4	26:36.383		
8	1	2:19.408	39.823	1:03.831	35.754	259.9	25:49.467	10	1	2:18.811	39.823	1:03.421	35.567	257.4	28:55.194		
9	1	2:19.152	39.898	1:03.746	35.508	256.8	28:08.619	11	1	2:23.299	40.516	1:06.179	36.604	256.8	31:18.493		
10	1	2:19.402	39.781	1:03.979	35.642	262.4	30:28.021										
73		TS Corse		Duqueine M30 - D08 - Nissan LMP3													
		1.Pietro PECCENINI															
		2.Cian CAREY															
1	1	4:14.340	2:03.932	1:27.329	43.079	155.2	4:14.340										
2	1	2:33.579	43.694	1:11.589	38.296	246.3	6:47.919										
3	1	2:25.236	41.142	1:05.442	38.652	255.6	9:13.155										
4	1	2:22.459	40.831	1:05.199	36.429	256.2	11:35.614										
5	1	2:21.133	40.544	1:04.455	36.134	258.6	13:56.747										
6	1	2:21.199	40.681	1:04.372	36.146	258.0	16:17.946										
7	1	2:21.366	41.362	1:04.143	35.861	259.2	18:39.312										
8	1	2:20.530	40.856	1:03.909	35.765	255.6	20:59.842										
9	1	2:19.507	40.151	1:03.569	35.787	258.6	23:19.349										
10	1	2:21.050	40.247	1:03.617	37.186	258.6	25:40.399										
11	1	2:27.335	40.510	1:10.501	36.324	256.8	28:07.734										
12	1	2:19.718	39.903	1:03.311	36.504	259.9	30:27.452										
77		Team Thor		Ligier JS P320 - Nissan LMP3													
		1.Audunn GUDMUNDSSON															
		2.Anders FJORBACH															
1	1	3:14.153	1:16.902	1:16.012	41.239	168.0	3:14.153										
2	1	2:26.446	42.760	1:06.557	37.129	250.3	5:40.599										
3	1	2:22.859	41.461	1:04.810	36.588	252.0	8:03.458										
4	1	2:24.294	42.310	1:05.686	36.298	256.2	10:27.752										
5	1	2:22.874	41.053	1:05.311	36.510	255.6	12:50.626										
6	1	2:21.369	41.048	1:04.236	36.085	255.6	15:11.995										
7	1	2:23.811	41.681	1:05.645	36.485	203.3	17:35.806										