

Michelin Le Mans Cup

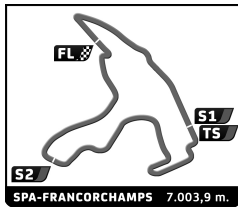
Spa-Francorchamps Round

Race

Sector Analysis

Lap under Red Flag Invalidated Lap Personal Best Session Best B Crossing the pit lane

Lap	D	Time	Sector 1	Sector 2	Sector 3	T. Spd	Elapsed	Lap	D	Time	Sector 1	Sector 2	Sector 3	T. Spd	Elapsed
2	Pzoberer Zürichsee by TFT 1.Nicolas LEUTWILER 2.Julien ANDLAUER							Porsche 911 GT3 R GT3							
1	1	2:36.781	50.717	1:08.828	37.236	228.1	2:36.781	4	1	2:22.635	40.610	1:06.124	35.901	261.7	9:45.876
2	1	2:25.767	40.977	1:07.495	37.295	258.0	5:02.548	5	1	2:25.923	40.593	1:09.379	35.951	260.5	12:11.799
3	1	2:23.668	41.002	1:05.970	36.696	258.6	7:26.216	6	1	2:22.307	40.295	1:06.032	35.980	263.6	14:34.106
4	1	2:25.065	40.992	1:06.782	37.291	258.6	9:51.281	7	1	2:22.813	40.933	1:05.592	36.288	263.6	16:56.919
5	1	2:23.257	40.814	1:06.177	36.266	255.6	12:14.538	8	1	2:22.536	40.886	1:05.713	35.937	264.3	19:19.455
6	1	2:22.656	40.383	1:05.786	36.487	259.9	14:37.194	9	1	2:38.128	40.677	1:21.365	36.086	264.3	21:57.583
7	1	2:25.264	41.880	1:06.954	36.430	261.7	17:02.458	10	1	2:23.004	40.238	1:06.819	35.947	266.2	24:20.587
8	1	2:22.772	40.292	1:05.920	36.560	261.7	19:25.230	11	1	2:23.330	40.627	1:06.119	36.584	264.9	26:43.917
9	1	2:23.821	40.129	1:07.398	36.294	261.7	21:49.051	12	1	2:23.824	41.050	1:05.703	37.071	264.3	29:07.741
10	1	2:22.807	40.415	1:05.864	36.528	261.1	24:11.858	13	1	2:23.686	40.747	1:05.927	37.012	258.6	31:31.427
11	1	2:22.378	40.508	1:05.658	36.212	259.9	26:34.236	14	1	2:40.479	40.339	1:23.733	36.407	266.2	34:11.906
12	1	2:22.080	40.356	1:05.554	36.170	260.5	28:56.316	15	1	2:23.270	40.170	1:06.939	36.161	264.9	36:35.176
13	1	2:22.736	40.240	1:05.589	36.907	261.1	31:19.052	16	1	2:25.277	40.810	1:08.032	36.435	233.5	39:00.453
14	1	2:24.151	40.430	1:07.139	36.582	259.9	33:43.203	17	1	2:24.654	40.508	1:07.535	36.611	263.6	41:25.107
15	1	2:22.854	40.275	1:06.068	36.511	260.5	36:06.057	18	1	2:25.401	40.655	1:08.088	36.658	266.9	43:50.508
16	1	2:23.231	40.520	1:06.213	36.498	259.9	38:29.288	19	1	2:27.770	41.504	1:08.969	37.297	254.4	46:18.278
17	1	2:25.264	40.306	1:07.175	37.783	260.5	40:54.552	20	1	2:25.271	40.871	1:07.758	36.642	261.7	48:43.549
18	1	2:23.624	40.710	1:06.305	36.609	260.5	43:18.176	21	1	3:50.502 B	41.232	1:34.002	1:35.268	228.1	52:34.051
19	1	2:46.101	40.352	1:05.995	59.754	259.9	46:04.277	22	2	6:14.009	4:32.235	1:05.880	35.894	248.0	58:48.060
20	1	2:25.475	40.592	1:06.890	37.993	257.4	48:29.752	23	2	2:18.226	39.922	1:02.824	35.480	264.9	1:01:06.286
21	1	3:23.921	41.150	1:17.725	1:25.046	258.0	51:53.673	24	2	4:40.978	1:04.252	2:10.164	1:26.562		1:05:47.264
22	1	4:30.100 B	1:41.253	2:04.788	44.059		56:23.773	25	2	3:09.409	1:29.810	1:04.209	35.390	223.0	1:08:56.673
23	2	4:32.962	2:48.749	1:07.568	36.645	244.6	1:00:56.735	26	2	2:17.198	39.175	1:02.834	35.189	266.9	1:11:13.871
24	2	4:23.626	50.294	2:08.060	1:25.272		1:05:20.361	27	2	2:16.461	39.100	1:02.267	35.094	266.2	1:13:30.332
25	2	3:26.983	1:41.619	1:09.224	36.140		1:08:47.344	28	2	2:17.582	39.526	1:02.746	35.310	256.8	1:15:47.914
26	2	2:20.725	40.560	1:04.269	35.896	255.0	1:11:08.069	29	2	2:18.424	39.521	1:03.605	35.298	264.3	1:18:06.338
27	2	2:19.714	40.205	1:03.798	35.711	256.2	1:13:27.783	30	2	2:16.918	39.221	1:02.416	35.281	266.9	1:20:23.256
28	2	2:19.417	40.019	1:03.612	35.786	258.0	1:15:47.200	31	2	2:18.669	40.406	1:02.924	35.339	264.3	1:22:41.925
29	2	2:20.832	40.073	1:04.357	36.402	257.4	1:18:08.032	32	2	2:16.863	39.134	1:02.422	35.307	267.6	1:24:58.788
30	2	2:20.133	40.042	1:04.171	35.920	259.2	1:20:28.165	33	2	2:16.841	39.070	1:02.523	35.248	268.9	1:27:15.629
31	2	2:20.939	40.805	1:04.378	35.756	251.4	1:22:49.104	34	2	2:17.528	38.914	1:03.271	35.343	267.6	1:29:33.157
32	2	2:20.602	40.088	1:04.611	35.903	258.0	1:25:09.706	35	2	2:20.582	38.965	1:04.263	37.354	268.9	1:31:53.739
33	2	2:20.536	39.939	1:04.704	35.893	259.9	1:27:30.242	36	2	2:19.126	40.017	1:03.489	35.620	263.6	1:34:12.865
34	2	2:21.050	40.005	1:04.525	36.520	259.2	1:29:51.292	37	2	2:19.632	40.412	1:03.771	35.449	259.2	1:36:32.497
35	2	2:21.117	40.272	1:04.725	36.120	259.2	1:32:12.409	38	2	2:19.024	39.829	1:03.440	35.755	263.6	1:38:51.521
36	2	2:20.797	40.136	1:04.728	35.933	259.2	1:34:33.206	39	2	2:17.977	39.330	1:03.167	35.480	266.2	1:41:09.498
37	2	2:22.134	40.195	1:04.747	37.192	258.6	1:36:55.340	40	2	2:17.370	39.312	1:02.731	35.327	264.3	1:43:26.868
38	2	2:23.170	40.484	1:05.159	37.527	259.9	1:39:18.510	41	2	2:26.960 B	39.705	1:03.547	43.708	266.2	1:45:53.828
39	2	2:22.180	40.577	1:05.544	36.059	255.6	1:41:40.690	42	2	4:24.643	2:43.583	1:04.201	36.859	264.3	1:50:18.471
40	2	2:21.852	40.395	1:05.556	35.901	259.2	1:44:02.542	43	2	2:18.206	39.454	1:03.409	35.343	266.9	1:52:36.677
41	2	2:23.641	40.146	1:06.035	37.460	259.2	1:46:26.183								
42	2	2:22.042	40.131	1:05.175	36.736	259.2	1:48:48.225								
43	2	2:21.749	40.018	1:05.399	36.332	261.7	1:51:09.974								
44	2	2:22.067	40.072	1:05.817	36.178	259.2	1:53:32.041								
3	DKR Engineering 1.Jon BROWNSON 2.Dario CANGIALOSI							Duqueine M30 - D08 - Nissan LMP3							
1	1	2:34.556	49.815	1:07.744	36.997	234.5	2:34.556	1	2	2:23.174	42.888	1:04.305	35.981	257.4	2:23.174
2	1	2:24.974	40.600	1:07.668	36.706	263.0	4:59.530	2	2	2:18.664	39.811	1:03.314	35.539	259.9	4:41.838
3	1	2:23.711	41.519	1:05.876	36.316	261.7	7:23.241	3	2	2:18.591	39.782	1:03.302	35.507	261.1	7:00.429
								4	2	2:18.407	39.666	1:03.203	35.538	261.1	9:18.836
								5	2	2:19.774	39.583	1:04.699	35.492	263.0	11:38.610
								6	2	2:18.025	39.652	1:02.943	35.430	263.0	13:56.635
								7	2	2:17.921	39.587	1:02.937	35.397	262.4	16:14.556
								8	2	2:17.469	39.464	1:02.723	35.282	263.6	18:32.025
								9	2	2:17.925	39.375	1:02.887	35.663	264.3	20:49.950
								10	2	2:18.801	39.421	1:03.721	35.659	264.9	23:08.751
5	Phoenix Racing 1.Finn GEHRSTZ 2.Hamza OWEGA							Ligier JS P320 - Nissan LMP3							
								1	2	2:23.174	42.888	1:04.305	35.981	257.4	2:23.174
								2	2	2:18.664	39.811	1:03.314	35.539	259.9	4:41.838
								3	2	2:18.591	39.782	1:03.302	35.507	261.1	7:00.429
								4	2	2:18.407	39.666	1:03.203	35.538	261.1	9:18.836
								5	2	2:19.774	39.583	1:04.699	35.492	263.0	11:38.610
								6	2	2:18.025	39.652	1:02.943	35.430	263.0	13:56.635
								7	2	2:17.921	39.587	1:02.937	35.397	262.4	16:14.556
								8	2	2:17.469	39.464	1:02.723	35.282	263.6	18:32.025
								9	2	2:17.925	39.375	1:02.887	35.663	264.3	20:49.950
								10	2	2:18.801	39.421	1:03.721	35.659	264.9	23:08.751



Michelin Le Mans Cup

Spa-Francorchamps Round

Race

Sector Analysis

Lap under Red Flag Invalidated Lap Personal Best Session Best Crossing the pit lane


Lap	D	Time	Sector 1	Sector 2	Sector 3	T. Spd	Elapsed	Lap	D	Time	Sector 1	Sector 2	Sector 3	T. Spd	Elapsed
11	2	2:18.370	39.767	1:03.083	35.520	264.9	25:27.121	16	1	2:19.216	40.089	1:03.443	35.684	258.6	37:19.310
12	2	2:17.937	39.510	1:03.023	35.404	264.9	27:45.058	17	1	2:19.621	40.022	1:03.733	35.866	258.6	39:38.931
13	2	2:18.601	39.435	1:03.698	35.468	263.6	30:03.659	18	1	2:19.440	40.045	1:03.750	35.645	258.6	41:58.371
14	2	2:18.367	39.351	1:03.424	35.592	263.6	32:22.026	19	1	2:19.431	40.063	1:03.669	35.699	257.4	44:17.802
15	2	2:18.939	39.535	1:03.949	35.455	264.9	34:40.965	20	1	2:19.500	39.883	1:03.827	35.790	258.0	46:37.302
16	2	2:17.998	39.347	1:03.473	35.178	268.2	36:58.963	21	1	2:21.684	40.057	1:03.929	37.698	256.8	48:58.986
17	2	2:19.202	39.670	1:03.635	35.897	264.3	39:18.165	22	1	3:57.285 B	40.615	1:46.601	1:30.069	257.4	52:56.271
18	2	2:19.852	39.397	1:03.961	36.494	264.9	41:38.017	23	2	4:40.661	3:00.022	1:04.947	35.692	245.7	57:36.932
19	2	2:18.350	39.429	1:03.438	35.483	264.3	43:56.367	24	2	2:17.274	39.739	1:02.137	35.398	258.0	59:54.206
20	2	2:18.838	39.339	1:03.957	35.542	265.6	46:15.205	25	2	3:08.209	39.408	1:02.459	1:26.342	259.2	1:03:02.415
21	2	2:18.839	39.468	1:03.644	35.727	264.3	48:34.044	26	2	4:37.195	1:42.897	2:09.335	44.963		1:07:39.610
22	2	3:27.460 B	40.336	1:17.072	1:30.052	264.3	52:01.504	27	2	2:18.447	39.983	1:02.949	35.515	257.4	1:09:58.057
23	1	5:25.501	3:44.544	1:05.345	35.612	223.0	57:27.005	28	2	2:16.575	39.619	1:01.746	35.210	257.4	1:12:14.632
24	1	2:19.730	42.004	1:02.664	35.062	255.0	59:46.735	29	2	2:16.293	39.538	1:01.564	35.191	258.6	1:14:30.925
25	1	2:54.512	39.460	1:01.820	1:13.232	260.5	1:02:41.247	30	2	2:16.105	39.333	1:01.536	35.236	258.6	1:16:47.030
26	1	4:50.230	1:41.432	2:07.247	1:01.551		1:07:31.477	31	2	2:16.242	39.381	1:01.669	35.192	259.9	1:19:03.272
27	1	2:17.102	39.759	1:02.068	35.275	259.9	1:09:48.579	32	2	2:16.426	39.468	1:01.790	35.168	258.0	1:21:19.698
28	1	2:16.847	39.449	1:02.369	35.029	259.9	1:12:05.426	33	2	2:16.330	39.336	1:01.856	35.138	259.9	1:23:36.028
29	1	2:15.929	39.197	1:01.675	35.057	262.4	1:14:21.355	34	2	2:17.868	39.661	1:02.935	35.272	257.4	1:25:53.896
30	1	2:16.789	39.119	1:02.396	35.274	264.3	1:16:38.144	35	2	2:17.042	39.336	1:02.153	35.553	259.9	1:28:10.938
31	1	2:16.168	39.140	1:01.849	35.179	264.9	1:18:54.312	36	2	2:16.898	39.351	1:02.249	35.298	260.5	1:30:27.836
32	1	2:16.047	39.124	1:01.724	35.199	263.6	1:21:10.359	37	2	2:16.842	39.359	1:02.012	35.471	259.2	1:32:44.678
33	1	2:16.499	39.253	1:01.981	35.265	264.3	1:23:26.858	38	2	2:16.928	39.378	1:02.136	35.414	259.9	1:35:01.606
34	1	2:16.668	39.463	1:02.073	35.132	263.6	1:25:43.526	39	2	2:16.931	39.366	1:02.270	35.295	258.6	1:37:18.537
35	1	2:16.315	39.112	1:01.931	35.272	264.3	1:27:59.841	40	2	2:16.849	39.305	1:02.293	35.251	259.9	1:39:35.386
36	1	2:16.607	39.106	1:02.029	35.472	265.6	1:30:16.448	41	2	2:17.129	39.305	1:02.468	35.356	261.1	1:41:52.515
37	1	2:16.313	39.080	1:02.085	35.148	269.6	1:32:32.761	42	2	2:16.974	39.229	1:02.271	35.474	259.9	1:44:09.489
38	1	2:17.687	39.124	1:02.067	36.496	264.9	1:34:50.448	43	2	2:25.014 B	39.297	1:02.885	42.832	259.9	1:46:34.503
39	1	2:18.400	39.828	1:03.100	35.472	263.6	1:37:08.848	44	2	4:22.251	2:42.003	1:04.705	35.543	259.2	1:50:56.754
40	1	2:17.539	39.175	1:02.919	35.445	264.3	1:39:26.387	45	2	2:18.795	39.571	1:03.600	35.624	260.5	1:53:15.549
41	1	2:23.948 B	39.221	1:03.221	41.506	261.1	1:41:50.335								
42	1	4:18.291	2:39.076	1:03.348	35.867	261.7	1:46:08.626								
43	1	2:16.489	39.253	1:01.921	35.315	264.9	1:48:25.115								
44	1	2:17.148	39.233	1:02.538	35.377	265.6	1:50:42.263								
45	1	2:18.124	39.430	1:03.107	35.582	263.6	1:53:00.387								

7 **Nielsen Racing**
 1. Anthony WELLS
 2. Colin NOBLE
Ligier JS P320 - Nissan LMP3

1	1	2:27.077	45.129	1:05.393	36.555	249.1	2:27.077
2	1	2:21.475	40.431	1:04.999	36.045	256.2	4:48.552
3	1	2:19.949	39.888	1:04.222	35.839	261.1	7:08.501
4	1	2:19.499	40.118	1:03.595	35.786	255.6	9:28.000
5	1	2:19.422	40.247	1:03.287	35.888	256.2	11:47.422
6	1	2:18.886	40.040	1:03.143	35.703	256.2	14:06.308
7	1	2:19.111	39.971	1:03.300	35.840	257.4	16:25.419
8	1	2:19.411	40.031	1:03.598	35.782	256.8	18:44.830
9	1	2:19.393	39.945	1:03.562	35.886	258.0	21:04.223
10	1	2:19.306	39.991	1:03.573	35.742	258.0	23:23.529
11	1	2:19.458	40.107	1:03.331	36.020	258.0	25:42.987
12	1	2:19.669	40.573	1:03.338	35.758	254.4	28:02.656
13	1	2:19.279	40.138	1:03.241	35.900	256.2	30:21.935
14	1	2:18.821	39.932	1:03.125	35.764	257.4	32:40.756
15	1	2:19.338	39.970	1:03.485	35.883	257.4	35:00.094

8 **Iron Lynx**
 1. Gabriele LANCIERI
 2. Paolo RUBERTI
Ferrari 488 GT3 GT3

1	1	2:35.516	50.377	1:08.250	36.889	252.0	2:35.516
2	1	2:25.792	41.352	1:07.316	37.124	255.0	5:01.308
3	1	2:23.705	40.908	1:06.192	36.605	256.8	7:25.013
4	1	2:24.362	40.826	1:05.916	37.620	257.4	9:49.375
5	1	2:24.383	41.167	1:06.410	36.806	256.8	12:13.758
6	1	2:22.563	40.892	1:05.064	36.607	255.6	14:36.321
7	1	2:25.491	42.046	1:06.824	36.621	256.8	17:01.812
8	1	2:21.697	40.424	1:04.946	36.327	258.6	19:23.509
9	1	2:22.504	40.433	1:05.578	36.493	257.4	21:46.013
10	1	2:23.525	40.467	1:05.548	37.510	258.6	24:09.538
11	1	2:22.817	40.854	1:05.586	36.377	257.4	26:32.355
12	1	2:22.244	40.531	1:05.292	36.421	257.4	28:54.599
13	1	2:22.397	40.442	1:05.464	36.491	258.0	31:16.996
14	1	2:22.411	40.358	1:05.265	36.788	258.0	33:39.407
15	1	2:23.355	40.613	1:06.014	36.728	256.8	36:02.762
16	1	2:24.203	40.496	1:06.902	36.805	258.0	38:26.965
17	1	2:22.443	40.337	1:05.654	36.452	259.2	40:49.408
18	1	2:23.047	40.472	1:05.951	36.624	258.6	43:12.455
19	1	2:22.644	40.514	1:05.482	36.648	258.0	45:35.099
20	1	2:23.235	40.559	1:05.988	36.688	256.2	47:58.334



Michelin Le Mans Cup


Spa-Francorchamps Round

Race

Sector Analysis

Lap under Red Flag Invalidated Lap Personal Best Session Best Crossing the pit lane

Lap	D	Time	Sector 1	Sector 2	Sector 3	T. Spd	Elapsed	Lap	D	Time	Sector 1	Sector 2	Sector 3	T. Spd	Elapsed							
21	1	2:40.483	40.742	1:07.495	52.246	256.8	50:38.817	27	2	2:22.686	41.051	1:05.000	36.635	250.3	1:14:47.680							
22	1	5:18.962 B	1:40.853	2:08.536	1:29.573		55:57.779	28	2	2:21.958	40.652	1:04.949	36.357	253.8	1:17:09.638							
23	2	4:35.387	2:47.996	1:09.786	37.605	236.1	1:00:33.166	29	2	2:21.684	40.597	1:04.913	36.174	253.8	1:19:31.322							
24	2	3:59.121	41.550	1:52.398	1:25.173	250.8	1:04:32.287	30	2	2:21.308	40.497	1:04.749	36.062	253.8	1:21:52.630							
25	2	3:49.935	1:41.338	1:31.658	36.939		1:08:22.222	31	2	2:21.562	40.226	1:04.746	36.590	254.4	1:24:14.192							
26	2	2:22.442	41.072	1:05.394	35.976	253.8	1:10:44.664	32	2	2:21.336	40.440	1:04.600	36.296	254.4	1:26:35.528							
27	2	2:21.185	40.686	1:04.408	36.091	254.4	1:13:05.849	33	2	2:21.288	40.308	1:04.713	36.267	255.0	1:28:56.816							
28	2	2:20.489	40.476	1:04.217	35.796	255.6	1:15:26.338	34	2	2:21.667	40.391	1:04.728	36.548	256.8	1:31:18.483							
29	2	2:20.222	40.386	1:03.999	35.837	255.6	1:17:46.560	35	2	2:21.364	40.259	1:04.972	36.133	256.8	1:33:39.847							
30	2	2:20.148	40.289	1:03.965	35.894	256.2	1:20:06.708	36	2	2:21.908	40.523	1:05.077	36.308	255.0	1:36:01.755							
31	2	2:20.372	40.195	1:04.193	35.984	256.2	1:22:27.080	37	2	2:22.041	40.409	1:05.238	36.394	257.4	1:38:23.796							
32	2	2:20.764	40.230	1:04.595	35.939	256.2	1:24:47.844	38	2	2:22.369	40.522	1:05.288	36.559	255.6	1:40:46.165							
33	2	2:21.086	40.487	1:04.482	36.117	256.2	1:27:08.930	39	2	2:23.293	40.540	1:06.274	36.479	250.3	1:43:09.458							
34	2	2:21.285	40.224	1:05.019	36.042	256.8	1:29:30.215	40	2	2:22.324	40.398	1:05.680	36.246	255.6	1:45:31.782							
35	2	2:22.575	40.362	1:05.402	36.811	256.2	1:31:52.790	41	2	2:22.933	40.296	1:06.126	36.511	255.6	1:47:54.715							
36	2	2:22.808	41.087	1:05.544	36.177	255.0	1:34:15.598	42	2	2:23.481	40.303	1:05.686	37.492	257.4	1:50:18.196							
37	2	2:22.492	40.371	1:05.540	36.581	257.4	1:36:38.090	43	2	2:23.770	41.103	1:06.105	36.562	255.0	1:52:41.966							
38	2	2:22.637	40.879	1:05.575	36.183	257.4	1:39:00.727	<div style="border: 1px solid black; padding: 5px;"> 11 WTM Powered by Phoenix 1. Leonard WEISS 2. Thorsten KRATZ Duqueine M30 - D08 - Nissan LMP3 </div>														
39	2	2:22.109	40.483	1:05.438	36.188	257.4	1:41:22.836															
40	2	2:23.553	40.629	1:06.552	36.372	255.6	1:43:46.389															
41	2	2:23.421	40.411	1:05.779	37.231	257.4	1:46:09.810															
42	2	2:23.692	40.542	1:06.187	36.963	257.4	1:48:33.502															
43	2	2:25.345	40.815	1:07.308	37.222	256.8	1:50:58.847															
44	2	2:25.349	41.667	1:06.837	36.845	256.8	1:53:24.196															
<div style="border: 1px solid black; padding: 5px;"> 9 Iron Lynx 1. Manuela GOSTNER 2. Doriane PIN Ferrari 488 GT3 GT3 </div>															1	2	2:21.195	42.198	1:03.542	35.455	261.1	2:21.195
															2	2	2:17.268	39.486	1:02.416	35.366	264.3	4:38.463
															3	2	2:16.976	39.206	1:02.508	35.262	266.2	6:55.439
															4	2	2:16.790	39.232	1:02.274	35.284	264.9	9:12.229
								5	2	2:17.282	39.195	1:02.614	35.473	266.2	11:29.511							
								6	2	2:17.457	39.373	1:02.692	35.392	264.9	13:46.968							
								7	2	2:17.074	39.358	1:02.502	35.214	265.6	16:04.042							
								8	2	2:17.320	39.296	1:02.746	35.278	265.6	18:21.362							
								9	2	2:17.580	39.312	1:02.788	35.480	266.9	20:38.942							
								10	2	2:17.651	39.373	1:03.039	35.239	266.9	22:56.593							
								11	2	2:17.804	39.533	1:02.952	35.319	266.9	25:14.397							
12	2	2:17.521	39.289	1:02.851	35.381	266.2	27:31.918															
13	2	2:18.171	39.399	1:03.327	35.445	266.2	29:50.089															
14	2	2:17.856	39.422	1:03.095	35.339	266.9	32:07.945															
15	2	2:18.051	39.345	1:03.369	35.337	267.6	34:25.996															
16	2	2:18.388	39.307	1:03.626	35.455	267.6	36:44.384															
17	2	2:18.350	39.349	1:03.494	35.507	267.6	39:02.734															
18	2	2:20.033	39.294	1:05.356	35.383	268.2	41:22.767															
19	2	2:19.621	39.503	1:04.578	35.540	267.6	43:42.388															
20	2	2:18.516	39.215	1:03.344	35.957	266.9	46:00.904															
21	2	2:19.523	39.492	1:04.157	35.874	266.2	48:20.427															
22	2	3:20.680 B	40.079	1:10.057	1:30.544	264.3	51:41.107															
23	1	5:29.089	3:35.886	1:16.385	36.818		57:10.196															
24	1	2:19.001	40.388	1:03.358	35.255	261.7	59:29.197															
25	1	2:26.412	39.621	1:02.695	44.096	265.6	1:01:55.609															
26	1	5:14.414	1:42.447	2:08.758	1:23.209		1:07:10.023															
27	1	2:18.719	40.676	1:02.573	35.470	257.4	1:09:28.742															
28	1	2:17.014	39.771	1:02.007	35.236	263.6	1:11:45.756															
29	1	2:16.890	39.444	1:02.136	35.310	264.3	1:14:02.646															
30	1	2:16.940	39.681	1:02.081	35.178	264.3	1:16:19.586															
31	1	2:17.382	39.557	1:02.557	35.268	264.3	1:18:36.968															
32	1	2:17.066	39.579	1:02.364	35.123	264.9	1:20:54.034															
33	1	2:17.347	39.616	1:02.481	35.250	264.3	1:23:11.381															



Michelin Le Mans Cup


Spa-Francorchamps Round

Race

Sector Analysis

Lap under Red Flag Invalidated Lap Personal Best Session Best Crossing the pit lane

Lap	D	Time	Sector 1	Sector 2	Sector 3	T. Spd	Elapsed	Lap	D	Time	Sector 1	Sector 2	Sector 3	T. Spd	Elapsed
34	1	2:17.475	39.490	1:02.752	35.233	264.9	1:25:28.856	39	2	2:18.664	39.452	1:03.443	35.769	261.1	1:39:06.543
35	1	2:17.567	39.326	1:02.853	35.388	266.9	1:27:46.423	40	2	2:18.473	39.438	1:03.414	35.621	261.7	1:41:25.016
36	1	2:17.930	39.571	1:02.841	35.518	266.2	1:30:04.353	41	2	2:19.937	39.388	1:04.803	35.746	262.4	1:43:44.953
37	1	2:17.958	39.460	1:02.932	35.566	266.2	1:32:22.311	42	2	2:25.664 B	39.596	1:03.439	42.629	259.9	1:46:10.617
38	1	2:18.005	39.383	1:03.236	35.386	268.9	1:34:40.316	43	2	2:58.973	1:19.745	1:03.428	35.800	258.0	1:49:09.590
39	1	2:17.511	39.519	1:02.649	35.343	266.9	1:36:57.827	44	2	2:18.328	39.361	1:03.331	35.636	260.5	1:51:27.918
40	1	2:19.898	39.350	1:04.177	36.371	268.2	1:39:17.725	45	2	2:18.801	39.477	1:03.486	35.838	260.5	1:53:46.719
41	1	2:19.638	41.188	1:03.131	35.319	262.4	1:41:37.363	16 Team Virage Ligier JS P320 - Nissan LMP3 1.Sacha LEHMANN 2.Julien GERBI							
42	1	2:18.874	39.302	1:03.017	36.555	267.6	1:43:56.237	1	2	2:33.238	47.783	1:07.237	38.218	229.6	2:33.238
43	1	2:23.751 B	39.520	1:02.647	41.584	266.2	1:46:19.988	2	2	2:23.989	41.165	1:06.472	36.352	237.6	4:57.227
44	1	4:21.032	2:42.090	1:03.464	35.478	264.9	1:50:41.020	3	2	2:23.792	41.459	1:05.403	36.930	256.8	7:21.019
45	1	2:17.755	39.416	1:02.971	35.368	266.2	1:52:58.775	4	2	2:21.082	40.873	1:03.827	36.382	261.1	9:42.101
12 Black Falcon Ligier JS P320 - Nissan LMP3 1.Maik ROSENBERG 2.Donar MUNDING							5	2	2:20.580	40.326	1:03.615	36.639	257.4	12:02.681	
1	1	2:30.384	45.641	1:07.759	36.984	248.5	2:30.384	6	2	2:20.464	40.569	1:03.745	36.150	257.4	14:23.145
2	1	2:25.181	42.306	1:06.302	36.573	256.2	4:55.565	7	2	2:20.964	40.466	1:04.209	36.289	256.8	16:44.109
3	1	2:22.720	41.167	1:05.367	36.186	258.6	7:18.285	8	2	2:20.488	40.397	1:04.014	36.077	259.2	19:04.597
4	1	2:24.263	41.350	1:05.689	37.224	255.0	9:42.548	9	2	2:20.548	40.307	1:03.815	36.426	260.5	21:25.145
5	1	2:22.415	41.182	1:04.726	36.507	256.8	12:04.963	10	2	2:20.778	40.539	1:04.220	36.019	259.2	23:45.923
6	1	2:22.395	40.558	1:04.814	37.023	258.0	14:27.358	11	2	2:19.888	40.449	1:03.534	35.905	259.2	26:05.811
7	1	2:22.342	41.594	1:04.607	36.141	257.4	16:49.700	12	2	2:21.198	40.304	1:04.783	36.111	259.9	28:27.009
8	1	2:21.417	40.436	1:04.778	36.203	258.0	19:11.117	13	2	2:19.812	40.392	1:03.673	35.747	258.6	30:46.821
9	1	2:21.773	40.572	1:04.986	36.215	258.6	21:32.890	14	2	2:20.961	40.292	1:04.561	36.108	259.2	33:07.782
10	1	2:21.800	40.675	1:04.940	36.185	258.6	23:54.690	15	2	2:20.502	40.307	1:04.239	35.956	258.6	35:28.284
11	1	2:21.132	40.628	1:04.570	35.934	258.0	26:15.822	16	2	2:20.157	40.235	1:03.915	36.007	259.9	37:48.441
12	1	2:21.219	40.314	1:04.680	36.225	259.2	28:37.041	17	2	2:20.066	40.273	1:03.836	35.957	260.5	40:08.507
13	1	2:20.679	40.334	1:04.381	35.964	259.2	30:57.720	18	2	2:20.171	40.433	1:04.060	35.678	259.2	42:28.678
14	1	2:21.436	40.361	1:05.044	36.031	259.2	33:19.156	19	2	2:20.461	40.147	1:04.215	36.099	259.9	44:49.139
15	1	2:20.470	40.299	1:04.214	35.957	258.6	35:39.626	20	2	2:21.315	40.435	1:04.973	35.907	257.4	47:10.454
16	1	2:20.693	40.423	1:04.305	35.965	259.2	38:00.319	21	2	2:22.512	40.303	1:05.572	36.637	258.6	49:32.966
17	1	2:20.870	40.549	1:04.361	35.960	260.5	40:21.189	22	2	4:22.048 B	42.449	2:06.321	1:33.278		53:55.014
18	1	2:21.434	40.273	1:04.918	36.243	260.5	42:42.623	23	1	5:01.813	3:21.918	1:04.246	35.649	253.2	58:56.827
19	1	2:21.278	40.486	1:04.337	36.455	258.0	45:03.901	24	1	2:18.283	40.447	1:02.491	35.345	256.8	1:01:15.110
20	1	2:20.944	40.437	1:04.458	36.049	258.6	47:24.845	25	1	4:46.545	1:16.034	2:05.849	1:24.662		1:06:01.655
21	1	2:21.235	40.297	1:04.838	36.100	260.5	49:46.080	26	1	3:00.393	1:21.353	1:03.611	35.429	236.1	1:09:02.048
22	1	5:03.979 B	1:25.704	2:07.931	1:30.344		54:50.059	27	1	2:17.948	39.827	1:02.720	35.401	258.0	1:11:19.996
23	2	4:16.839	2:35.489	1:05.355	35.995	237.6	59:06.898	28	1	2:18.625	39.755	1:02.806	36.064	261.1	1:13:38.621
24	2	2:18.011	40.004	1:02.581	35.426	258.0	1:01:24.909	29	1	2:18.947	39.650	1:03.258	36.039	262.4	1:15:57.568
25	2	5:06.250	1:33.143	2:07.641	1:25.466		1:06:31.159	30	1	2:19.231	39.703	1:03.895	35.633	263.0	1:18:16.799
26	2	2:38.276	59.718	1:02.674	35.884	255.6	1:09:09.435	31	1	2:17.625	39.577	1:02.624	35.424	261.1	1:20:34.424
27	2	2:17.276	39.565	1:02.430	35.281	260.5	1:11:26.711	32	1	2:19.633	39.621	1:03.263	36.749	262.4	1:22:54.057
28	2	2:16.465	39.281	1:01.871	35.313	259.9	1:13:43.176	33	1	3:36.816 B	56.196	1:32.884	1:07.736	147.8	1:26:30.873
29	2	2:16.833	39.205	1:02.202	35.426	259.9	1:16:00.009	17 IDEC Sport Ligier JS P320 - Nissan LMP3 1.Patrice LAFARGUE 2.Dimitri ENJALBERT							
30	2	2:17.534	39.262	1:02.796	35.476	261.1	1:18:17.543	1	1	2:39.286	52.099	1:08.861	38.326	234.5	2:39.286
31	2	2:19.806	39.990	1:03.845	35.971	264.9	1:20:37.349	2	1	2:25.596	41.262	1:06.259	38.075	255.6	5:04.882
32	2	2:18.119	39.551	1:02.963	35.605	259.9	1:22:55.468	3	1	2:24.362	41.169	1:06.067	37.126	253.8	7:29.244
33	2	2:18.730	39.819	1:03.190	35.721	260.5	1:25:14.198	4	1	2:23.148	41.017	1:04.983	37.148	256.8	9:52.392
34	2	2:18.082	39.483	1:03.045	35.554	259.9	1:27:32.280	5	1	2:24.165	40.808	1:06.270	37.087	256.8	12:16.557
35	2	2:18.631	39.492	1:03.385	35.754	261.7	1:29:50.911	6	1	2:22.436	40.639	1:05.169	36.628	258.0	14:38.993
36	2	2:18.326	39.688	1:03.037	35.601	261.1	1:32:09.237	7	1	2:24.805	42.898	1:05.286	36.621	253.2	17:03.798
37	2	2:19.857	39.914	1:03.968	35.975	258.6	1:34:29.094								
38	2	2:18.785	39.565	1:03.454	35.766	260.5	1:36:47.879								



Michelin Le Mans Cup

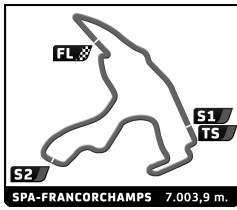
Spa-Francorchamps Round

Race

Sector Analysis

Lap under Red Flag Invalidated Lap Personal Best Session Best B Crossing the pit lane

Lap	D	Time	Sector 1	Sector 2	Sector 3	T. Spd	Elapsed	Lap	D	Time	Sector 1	Sector 2	Sector 3	T. Spd	Elapsed
8	1	2:23.207	41.468	1:04.534	37.205	256.8	19:27.005	14	1	2:22.311	40.333	1:05.313	36.665	261.7	33:36.062
9	1	2:23.155	40.610	1:05.803	36.742	259.9	21:50.160	15	1	2:22.267	40.557	1:05.444	36.266	261.7	35:58.329
10	1	2:22.570	40.701	1:05.097	36.772	261.1	24:12.730	16	1	2:21.191	40.325	1:04.850	36.016	262.4	38:19.520
11	1	2:22.745	40.573	1:05.349	36.823	259.2	26:35.475	17	1	2:22.267	40.580	1:05.251	36.436	259.2	40:41.787
12	1	2:22.233	41.286	1:04.538	36.409	259.2	28:57.708	18	1	2:21.580	40.235	1:05.283	36.062	261.1	43:03.367
13	1	2:21.684	40.866	1:04.115	36.703	261.7	31:19.392	19	1	2:22.093	40.109	1:05.508	36.476	262.4	45:25.460
14	1	2:22.255	40.584	1:04.942	36.729	261.1	33:41.647	20 Grainmarket Racing Duqueine M30 - D08 - Nissan							
15	1	2:21.613	40.448	1:04.584	36.581	258.6	36:03.260	1. Mark CRADER LMP3							
16	1	2:21.648	40.310	1:04.924	36.414	261.1	38:24.908	2. Alex MORTIMER							
17	1	2:22.730	40.478	1:06.030	36.222	259.9	40:47.638	1	1	2:38.201	51.434	1:09.129	37.638	226.2	2:38.201
18	1	2:21.796	40.411	1:04.849	36.536	259.2	43:09.434	2	1	2:26.084	41.419	1:07.011	37.654	257.4	5:04.285
19	1	2:21.400	40.447	1:04.522	36.431	258.0	45:30.834	3	1	2:23.975	41.254	1:05.933	36.788	259.2	7:28.260
20	1	2:22.975	40.499	1:06.202	36.274	253.2	47:53.809	4	1	2:23.434	40.972	1:05.551	36.911	259.9	9:51.694
21	1	2:36.355 B	40.311	1:06.673	49.371	252.0	50:30.164	5	1	2:24.455	40.995	1:06.285	37.175	259.9	12:16.149
22	2	6:04.122	3:37.073	1:50.762	36.287		56:34.286	6	1	2:21.945	40.645	1:04.893	36.407	259.9	14:38.094
23	2	2:18.984	40.729	1:02.788	35.467	255.6	58:53.270	7	1	2:25.011	41.683	1:06.428	36.900	261.1	17:03.105
24	2	2:17.817	40.022	1:02.441	35.354	257.4	1:01:11.087	8	1	2:22.866	40.649	1:05.168	37.049	260.5	19:25.971
25	2	4:44.660	1:13.733	2:06.098	1:24.829		1:05:55.747	9	1	2:23.769	40.752	1:06.324	36.693	262.4	21:49.740
26	2	3:02.704	1:23.546	1:03.490	35.668	232.5	1:08:58.451	10	1	2:22.468	40.817	1:05.081	36.570	260.5	24:12.208
27	2	2:18.340	40.359	1:02.508	35.473	255.6	1:11:16.791	11	1	2:22.911	40.580	1:05.504	36.827	260.5	26:35.119
28	2	2:20.052	39.958	1:04.575	35.519	242.4	1:13:36.843	12	1	2:22.367	40.508	1:05.001	36.858	260.5	28:57.486
29	2	2:17.545	39.732	1:02.453	35.360	264.9	1:15:54.388	13	1	2:23.444	41.462	1:04.929	37.053	259.9	31:20.930
30	2	2:17.374	39.725	1:02.357	35.292	258.0	1:18:11.762	14	1	2:23.013	40.958	1:05.137	36.918	257.4	33:43.943
31	2	2:19.464	39.905	1:04.125	35.434	244.1	1:20:31.226	15	1	2:22.614	40.460	1:05.564	36.590	259.9	36:06.557
32	2	2:18.273	39.652	1:03.063	35.558	261.1	1:22:49.499	16	1	2:23.247	40.554	1:05.965	36.728	261.1	38:29.804
33	2	2:18.730	40.207	1:03.234	35.289	259.9	1:25:08.229	17	1	2:24.397	40.276	1:06.869	37.252	262.4	40:54.201
34	2	2:18.028	39.620	1:02.813	35.595	259.2	1:27:26.257	18	1	2:21.991	40.499	1:04.730	36.762	259.2	43:16.192
35	2	2:18.117	39.722	1:02.888	35.507	260.5	1:29:44.374	19	1	2:21.019	40.312	1:04.475	36.232	259.9	45:37.211
36	2	2:18.430	39.757	1:03.305	35.368	259.9	1:32:02.804	20	1	2:21.995	40.156	1:05.314	36.525	259.9	47:59.206
37	2	2:17.754	39.594	1:02.753	35.407	259.9	1:34:20.558	21	1	2:38.688 B	40.567	1:05.316	52.805	262.4	50:37.894
38	2	2:17.843	39.659	1:02.772	35.412	261.1	1:36:38.401	22	2	6:00.011	3:34.132	1:48.924	36.955		56:37.905
39	2	2:17.982	39.866	1:02.757	35.359	259.2	1:38:56.383	23	2	4:28.109 B	1:06.513	2:04.738	1:16.858		1:01:06.014
40	2	2:17.902	39.617	1:02.715	35.570	260.5	1:41:14.285	21 Mühlner Motorsport Duqueine M30 - D08 - Nissan							
41	2	2:17.885	39.674	1:02.671	35.540	259.9	1:43:32.170	1. Thorsten JUNG LMP3							
42	2	2:17.409	39.550	1:02.551	35.308	260.5	1:45:49.579	2. Ugo DE WILDE							
43	2	2:25.079 B	39.864	1:02.868	42.347	258.6	1:48:14.658	1	1	2:31.177	46.649	1:07.133	37.395	254.4	2:31.177
44	2	4:20.631	2:42.052	1:03.037	35.542	257.4	1:52:35.289	2	1	2:25.337	41.769	1:06.934	36.634	239.7	4:56.514
18 Mühlner Motorsport Duqueine M30 - D08 - Nissan															
1. Andres LATORRE LMP3															
2. Garnet PATTERSON															
1	1	2:33.572	47.976	1:07.775	37.821	242.4	2:33.572	3	1	2:24.200	41.035	1:06.184	36.981	241.3	7:20.714
2	1	2:24.990	40.829	1:07.521	36.640	260.5	4:58.562	4	1	2:23.824	41.123	1:05.528	37.173	259.2	9:44.538
3	1	2:23.171	40.271	1:05.795	37.105	260.5	7:21.733	5	1	2:21.779	40.791	1:04.561	36.427	259.9	12:06.317
4	1	2:22.302	40.371	1:05.752	36.179	261.7	9:44.035	6	1	2:21.555	40.966	1:04.607	35.982	259.2	14:27.872
5	1	2:21.271	40.122	1:04.662	36.487	261.1	12:05.306	7	1	2:22.940	41.722	1:04.787	36.431	260.5	16:50.812
6	1	2:21.687	40.540	1:04.969	36.178	262.4	14:26.993	8	1	2:21.811	40.784	1:04.575	36.452	259.9	19:12.623
7	1	2:33.321	51.970	1:04.912	36.439	263.6	17:00.314	9	1	2:22.262	41.411	1:04.545	36.306	259.9	21:34.885
8	1	2:21.033	40.164	1:04.885	35.984	261.7	19:21.347	10	1	2:21.249	40.616	1:04.719	35.914	259.9	23:56.134
9	1	2:21.769	40.026	1:05.789	35.954	263.0	21:43.116	11	1	2:21.014	40.583	1:04.336	36.095	260.5	26:17.148
10	1	2:23.451	40.545	1:06.885	36.021	263.6	24:06.567	12	1	2:21.201	40.491	1:04.340	36.370	262.4	28:38.349
11	1	2:22.021	40.341	1:05.544	36.136	261.7	26:28.588	13	1	2:21.131	40.535	1:04.397	36.199	261.7	30:59.480
12	1	2:23.398	40.605	1:06.379	36.414	268.9	28:51.986	14	1	2:20.724	40.347	1:04.315	36.062	261.7	33:20.204
13	1	2:21.765	40.363	1:05.350	36.052	260.5	31:13.751	15	1	2:21.076	40.432	1:04.286	36.358	261.7	35:41.280
								16	1	2:21.432	40.505	1:04.590	36.337	260.5	38:02.712
								17	1	2:21.358	40.720	1:04.452	36.186	261.7	40:24.070
								18	1	2:21.015	40.432	1:04.271	36.312	262.4	42:45.085



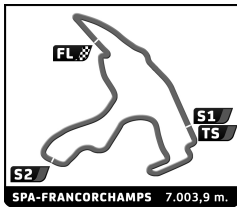
Michelin Le Mans Cup

Spa-Francorchamps Round

Race

Sector Analysis

		Lap under Red Flag						Invalidated Lap						Personal Best						Session Best						B Crossing the pit lane					
Lap	D	Time	Sector 1	Sector 2	Sector 3	T. Spd	Elapsed	Lap	D	Time	Sector 1	Sector 2	Sector 3	T. Spd	Elapsed	Lap	D	Time	Sector 1	Sector 2	Sector 3	T. Spd	Elapsed	Lap	D	Time	Sector 1	Sector 2	Sector 3	T. Spd	Elapsed
19	1	2:21.790	40.642	1:04.786	36.362	259.2	45:06.875	25	2	4:59.561	1:41.285	2:07.212	1:11.064		1:07:26.393																
20	1	2:22.061	40.744	1:04.931	36.386	259.9	47:28.936	26	2	2:16.889	39.782	1:01.667	35.440	256.2	1:09:43.282																
21	1	2:26.595	41.977	1:06.801	37.817	261.7	49:55.531	27	2	2:15.583	39.413	1:01.075	35.095	258.0	1:11:58.865																
22	1	5:13.910 B	1:34.054	2:06.652	1:33.204		55:09.441	28	2	2:15.469	39.319	1:01.032	35.118	259.2	1:14:14.334																
23	2	4:31.116	2:50.296	1:05.346	35.474	221.6	59:40.557	29	2	2:15.467	39.216	1:01.071	35.180	258.6	1:16:29.801																
24	2	2:52.129	39.779	1:02.222	1:10.128	260.5	1:02:32.686	30	2	2:15.270	39.154	1:00.956	35.160	259.9	1:18:45.071																
25	2	4:57.085	1:41.915	2:07.122	1:08.048		1:07:29.771	31	2	2:15.397	39.131	1:01.203	35.063	259.9	1:21:00.468																
26	2	2:17.458	40.370	1:01.953	35.135	257.4	1:09:47.229	32	2	2:15.616	39.139	1:01.300	35.177	260.5	1:23:16.084																
27	2	2:15.955	39.643	1:01.347	34.965	261.1	1:12:03.184	33	2	2:16.914	39.205	1:02.250	35.459	260.5	1:25:32.998																
28	2	2:15.563	39.317	1:01.135	35.111	263.0	1:14:18.747	34	2	2:16.088	39.221	1:01.794	35.073	261.7	1:27:49.086																
29	2	2:17.257	40.169	1:02.180	34.908	258.6	1:16:36.004	35	2	2:15.998	39.130	1:01.574	35.294	261.7	1:30:05.084																
30	2	2:15.210	39.263	1:01.098	34.849	263.0	1:18:51.214	36	2	2:17.867	39.409	1:02.776	35.682	262.4	1:32:22.951																
31	2	2:15.294	39.312	1:01.111	34.871	262.4	1:21:06.508	37	2	2:19.738	39.270	1:04.894	35.574	264.3	1:34:42.689																
32	2	2:15.647	39.205	1:01.377	35.065	263.0	1:23:22.155	38	2	2:20.020	39.141	1:05.131	35.748	266.2	1:37:02.709																
33	2	2:15.874	39.239	1:01.647	34.988	263.6	1:25:38.029	39	2	2:19.732	40.148	1:03.683	35.901	261.1	1:39:22.441																
34	2	2:15.906	39.027	1:01.752	35.127	264.9	1:27:53.935	40	2	2:19.105	40.504	1:02.905	35.696	258.6	1:41:41.546																
35	2	2:15.995	39.139	1:01.778	35.078	264.3	1:30:09.930	41	2	2:23.147 B	39.467	1:02.411	41.269	260.5	1:44:04.693																
36	2	2:16.432	39.109	1:02.238	35.085	264.3	1:32:26.362	42	2	4:17.613	2:40.013	1:01.972	35.628	259.2	1:48:22.306																
37	2	2:16.918	39.344	1:02.411	35.163	263.0	1:34:43.280	43	2	2:19.126	39.883	1:03.719	35.524	266.2	1:50:41.432																
38	2	2:19.036	39.376	1:03.871	35.789	264.3	1:37:02.316	44	2	2:17.780	39.471	1:02.938	35.371	263.0	1:52:59.212																
39	2	2:19.502	40.381	1:03.671	35.450	261.7	1:39:21.818	<div style="border: 1px solid black; padding: 5px;"> 23 United Autosports Ligier JS P320 - Nissan 1. John SCHAUERMAN LMP3 2. Wayne BOYD </div>																							
40	2	2:19.237	39.804	1:03.191	36.242	264.9	1:41:41.055																								
41	2	2:16.668	39.545	1:02.091	35.032	262.4	1:43:57.723	1	1	2:32.420	47.483	1:07.132	37.805	244.6	2:32.420																
42	2	2:16.910	39.424	1:02.356	35.130	263.6	1:46:14.633	2	1	2:24.340	41.536	1:06.329	36.475	257.4	4:56.760																
43	2	2:25.329 B	39.286	1:02.793	43.250	264.3	1:48:39.962	3	1	2:22.058	40.883	1:05.050	36.125	244.1	7:18.818																
44	2	4:22.242	2:43.920	1:02.762	35.560	258.6	1:53:02.204	4	1	2:21.323	40.776	1:04.687	35.860	257.4	9:40.141																
		22	United Autosports	Ligier JS P320 - Nissan																											
				1. Gerald KRAUT LMP3																											
		2. Scott ANDREWS																													
1	1	2:37.595	51.262	1:08.844	37.489	224.3	2:37.595	5	1	2:20.610	40.258	1:04.255	36.097	258.0	12:00.751																
2	1	2:25.645	41.463	1:06.443	37.739	252.0	5:03.240	6	1	2:20.999	40.507	1:04.594	35.898	259.9	14:21.750																
3	1	2:24.441	41.900	1:05.660	36.881	253.2	7:27.681	7	1	2:19.755	40.558	1:03.565	35.632	255.0	16:41.505																
4	1	2:23.302	41.238	1:05.371	36.693	258.6	9:50.983	8	1	2:19.429	39.743	1:03.901	35.785	259.9	19:00.934																
5	1	2:24.857	41.180	1:06.521	37.156	255.6	12:15.840	9	1	2:19.989	39.953	1:04.204	35.832	261.1	21:20.923																
6	1	2:22.803	40.807	1:04.766	37.230	258.6	14:38.643	10	1	2:20.100	39.915	1:04.693	35.492	260.5	23:41.023																
7	1	2:26.097	43.978	1:05.856	36.263	252.6	17:04.740	11	1	2:19.625	39.887	1:03.969	35.769	262.4	26:00.648																
8	1	2:23.437	41.478	1:05.158	36.801	258.0	19:28.177	12	1	2:19.809	39.778	1:04.384	35.647	260.5	28:20.457																
9	1	2:23.056	40.984	1:05.400	36.672	258.0	21:51.233	13	1	2:19.486	39.674	1:04.130	35.682	263.0	30:39.943																
10	1	2:22.674	40.901	1:05.249	36.524	259.2	24:13.907	14	1	2:19.929	39.700	1:04.350	35.879	261.1	32:59.872																
11	1	2:22.715	40.527	1:05.847	36.341	260.5	26:36.622	15	1	2:20.668	39.737	1:04.407	36.524	249.1	35:20.540																
12	1	2:23.320	41.868	1:05.362	36.090	256.8	28:59.942	16	1	2:20.297	39.850	1:04.314	36.133	262.4	37:40.837																
13	1	2:24.250	42.419	1:05.536	36.295	258.0	31:24.192	17	1	2:19.969	39.772	1:04.208	35.989	261.1	40:00.806																
14	1	2:22.212	40.757	1:05.236	36.219	258.0	33:46.404	18	1	2:21.018	39.741	1:04.464	36.813	262.4	42:21.824																
15	1	2:22.552	41.078	1:05.383	36.091	258.6	36:08.956	19	1	2:34.111	39.709	1:05.260	49.142	264.9	44:55.935																
16	1	2:31.624	41.259	1:09.508	40.857	256.8	38:40.580	20	1	2:21.441	40.621	1:04.608	36.212	258.0	47:17.376																
17	1	2:25.445	42.430	1:06.354	36.661	252.6	41:06.025	21	1	2:23.331	40.102	1:06.759	36.470	258.6	49:40.707																
18	1	2:23.619	41.491	1:05.483	36.645	256.2	43:29.644	22	1	4:53.758 B	1:13.538	2:07.609	1:32.611		54:34.465																
19	1	2:24.059	41.177	1:06.243	36.639	235.1	45:53.703	23	2	4:24.889	2:45.701	1:03.860	35.328	249.7	58:59.354																
20	1	2:24.108	41.596	1:06.420	36.092	255.0	48:17.811	24	2	2:16.433	39.573	1:01.789	35.071	259.2	1:01:15.787																
21	1	3:38.739 B	41.486	1:16.237	1:41.016	256.2	51:56.550	25	2	4:49.454	1:17.879	2:06.687	1:24.888		1:06:05.241																
22	2	5:23.463	3:39.781	1:07.915	35.767		57:20.013	26	2	2:55.128	1:17.379	1:02.598	35.151	239.7	1:09:00.369																
23	2	2:18.482	40.087	1:02.965	35.430	258.6	59:38.495	27	2	2:16.868	39.346	1:01.993	35.529	263.0	1:11:17.237																
24	2	2:48.337	39.567	1:02.781	1:05.989	260.5	1:02:26.832	28	2	2:16.329	39.422	1:01.738	35.																		



Michelin Le Mans Cup

Spa-Francorchamps Round

Race

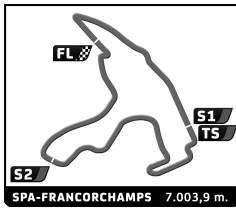
Sector Analysis

Lap under Red Flag Invalidated Lap Personal Best Session Best B Crossing the pit lane

Lap	D	Time	Sector 1	Sector 2	Sector 3	T. Spd	Elapsed	Lap	D	Time	Sector 1	Sector 2	Sector 3	T. Spd	Elapsed							
31	2	2:16.295	39.334	1:01.724	35.237	263.0	1:20:23.641	36	2	2:18.430	39.831	1:03.376	35.223	261.1	1:32:15.080							
32	2	2:15.885	39.430	1:01.294	35.161	259.2	1:22:39.526	37	2	2:19.219	39.924	1:04.082	35.213	261.7	1:34:34.299							
33	2	2:15.611	39.346	1:01.160	35.105	259.9	1:24:55.137	38	2	2:20.548	40.027	1:04.248	36.273	262.4	1:36:54.847							
34	2	2:15.607	39.212	1:01.293	35.102	261.7	1:27:10.744	39	2	2:18.903	39.860	1:03.669	35.374	260.5	1:39:13.750							
35	2	2:16.749	39.143	1:02.326	35.280	263.6	1:29:27.493	40	2	2:20.690	39.842	1:05.004	35.844	263.0	1:41:34.440							
36	2	2:16.073	39.293	1:01.517	35.263	258.6	1:31:43.566	41	2	2:23.086	39.806	1:04.982	38.298	252.0	1:43:57.526							
37	2	2:15.914	39.316	1:01.402	35.196	260.5	1:33:59.480	42	2	2:31.993 B	41.423	1:05.267	45.303	259.2	1:46:29.519							
38	2	2:16.057	39.253	1:01.542	35.262	260.5	1:36:15.537	43	1	4:24.301	2:42.810	1:05.385	36.106	261.1	1:50:53.820							
39	2	2:16.215	39.336	1:01.578	35.301	258.0	1:38:31.752	44	1	2:23.313	40.212	1:06.851	36.250	260.5	1:53:17.133							
40	2	2:15.980	39.278	1:01.480	35.222	261.1	1:40:47.732	<div style="border: 1px solid black; padding: 5px;"> 30 Frikadelli Racing Team Ligier JS P320 - Nissan LMP3 1. Klaus ABBELEN 2. Axcil JEFFERIES </div>							1	1	2:50.360	1:03.313	1:08.500	38.547	245.2	2:50.360
41	2	2:22.799 B	39.114	1:02.209	41.476	263.0	1:43:10.531								2	1	2:26.725	41.732	1:06.567	38.426	254.4	5:17.085
42	2	4:18.038	2:40.737	1:01.928	35.373	257.4	1:47:28.569								3	1	2:25.336	41.725	1:06.079	37.532	255.6	7:42.421
43	2	2:16.539	39.414	1:01.687	35.438	259.2	1:49:45.108								4	1	2:24.995	41.579	1:06.118	37.298	255.6	10:07.416
44	2	2:16.041	39.311	1:01.491	35.239	259.9	1:52:01.149								5	1	2:24.717	41.646	1:05.755	37.316	255.6	12:32.133
45	2	2:15.634	39.263	1:01.241	35.130	259.2	1:54:16.783								6	1	2:25.186	41.459	1:06.421	37.306	226.7	14:57.319
															7	1	2:24.927	41.352	1:06.159	37.416	255.6	17:22.246
															8	1	2:24.405	41.282	1:05.749	37.374	254.4	19:46.651
															9	1	2:23.900	41.238	1:05.602	37.060	255.6	22:10.551
															10	1	2:25.013	42.448	1:05.250	37.315	255.0	24:35.564

Lap	D	Time	Sector 1	Sector 2	Sector 3	T. Spd	Elapsed
1	1	2:38.454	53.023	1:08.217	37.214	245.7	2:38.454
2	1	2:25.005	41.506	1:06.475	37.024	250.3	5:03.459
3	1	2:23.206	41.796	1:04.923	36.487	261.1	7:26.665
4	1	2:22.925	41.053	1:05.281	36.591	260.5	9:49.590
5	1	2:22.573	40.368	1:06.280	35.925	261.7	12:12.163
6	1	2:22.353	40.484	1:05.982	35.887	261.7	14:34.516
7	1	2:22.564	40.859	1:05.541	36.164	263.0	16:57.080
8	1	2:21.665	40.322	1:05.243	36.100	261.7	19:18.745
9	1	2:22.068	40.311	1:05.434	36.323	263.0	21:40.813
10	1	2:22.274	40.260	1:05.654	36.360	263.6	24:03.087
11	1	2:20.290	40.152	1:04.018	36.120	262.4	26:23.377
12	1	2:20.427	40.160	1:04.251	36.016	261.1	28:43.804
13	1	2:19.391	39.978	1:03.896	35.517	261.7	31:03.195
14	1	2:19.775	39.976	1:04.176	35.623	263.0	33:22.970
15	1	2:20.037	39.981	1:04.445	35.611	264.3	35:43.007
16	1	2:20.717	40.166	1:04.869	35.682	264.9	38:03.724
17	1	2:22.530	40.656	1:05.686	36.188	261.1	40:26.254
18	1	2:21.477	39.947	1:05.721	35.809	265.6	42:47.731
19	1	2:20.857	40.109	1:04.819	35.929	262.4	45:08.588
20	1	2:20.554	39.901	1:04.845	35.808	262.4	47:29.142
21	1	2:28.838 B	40.995	1:05.068	42.775	260.5	49:57.980
22	2	6:22.924	3:39.854	2:04.044	39.026		56:20.904
23	2	2:24.070	41.538	1:05.631	36.901	254.4	58:44.974
24	2	2:20.883	41.078	1:03.908	35.897	256.2	1:01:05.857
25	2	4:33.778	1:01.546	2:06.888	1:25.344		1:05:39.635
26	2	3:15.611	1:34.468	1:05.044	36.099	193.8	1:08:55.246
27	2	2:20.688	40.737	1:04.264	35.687	255.6	1:11:15.934
28	2	2:20.372	40.588	1:04.350	35.434	257.4	1:13:36.306
29	2	2:20.080	40.225	1:04.504	35.351	260.5	1:15:56.386
30	2	2:20.746	40.288	1:04.148	36.310	254.4	1:18:17.132
31	2	2:20.753	40.311	1:04.717	35.725	263.6	1:20:37.885
32	2	2:20.084	40.193	1:04.327	35.564	261.7	1:22:57.969
33	2	2:20.374	40.629	1:03.945	35.800	259.9	1:25:18.343
34	2	2:19.256	40.039	1:03.752	35.465	260.5	1:27:37.599
35	2	2:19.051	39.818	1:03.770	35.463	261.7	1:29:56.650

Lap	D	Time	Sector 1	Sector 2	Sector 3	T. Spd	Elapsed
36	2	2:18.430	39.831	1:03.376	35.223	261.1	1:32:15.080
37	2	2:19.219	39.924	1:04.082	35.213	261.7	1:34:34.299
38	2	2:20.548	40.027	1:04.248	36.273	262.4	1:36:54.847
39	2	2:18.903	39.860	1:03.669	35.374	260.5	1:39:13.750
40	2	2:20.690	39.842	1:05.004	35.844	263.0	1:41:34.440
41	2	2:23.086	39.806	1:04.982	38.298	252.0	1:43:57.526
42	2	2:31.993 B	41.423	1:05.267	45.303	259.2	1:46:29.519
43	1	4:24.301	2:42.810	1:05.385	36.106	261.1	1:50:53.820
44	1	2:23.313	40.212	1:06.851	36.250	260.5	1:53:17.133



Michelin Le Mans Cup


Spa-Francorchamps Round

Race

Sector Analysis

Lap under Red Flag Invalidated Lap Personal Best Session Best Crossing the pit lane


Lap	D	Time	Sector 1	Sector 2	Sector 3	T. Spd	Elapsed	Lap	D	Time	Sector 1	Sector 2	Sector 3	T. Spd	Elapsed
42	2	2:18.677	39.648	1:03.547	35.482	261.7	1:48:30.157	1	1	3:01.022	1:03.859	1:20.123	37.040	248.5	3:01.022
43	2	2:17.305	39.576	1:02.360	35.369	260.5	1:50:47.462	2	1	2:22.756	41.058	1:05.090	36.608	261.7	5:23.778
44	2	2:17.069	39.354	1:02.268	35.447	260.5	1:53:04.531	3	1	2:23.193	41.671	1:05.054	36.468	252.0	7:46.971
31 AF Corse Ligier JS P320 - Nissan								33 CD Sport Ligier JS P320 - Nissan							
1.Kriton LENTOUDIS LMP3								1.Michael JENSEN LMP3							
2.Rui AGUAS								2.Adam ETEKI							
1	1	2:39.759	53.574	1:08.034	38.151	230.1	2:39.759	1	1	2:36.403	50.220	1:08.743	37.440		2:36.403
2	1	2:25.731	41.381	1:06.646	37.704	255.6	5:05.490	2	1	2:25.623	41.329	1:06.748	37.546	255.6	5:02.026
3	1	2:24.514	41.219	1:06.321	36.974	253.2	7:30.004	3	1	2:23.637	40.835	1:05.871	36.931	257.4	7:25.663
4	1	2:23.667	41.337	1:05.723	36.607	255.6	9:53.671	4	1	2:22.969	41.036	1:05.428	36.505	256.8	9:48.632
5	1	2:24.447	40.673	1:05.904	37.870	256.8	12:18.118	5	1	2:22.582	40.728	1:05.531	36.323	254.4	12:11.214
6	1	2:23.310	41.093	1:05.208	37.009	255.6	14:41.428	6	1	2:21.863	40.522	1:04.917	36.424	258.6	14:33.077
7	1	2:25.004	41.685	1:06.078	37.241	255.6	17:06.432	7	1	2:21.692	41.199	1:04.354	36.139	256.2	16:54.769
8	1	2:25.620	42.162	1:06.152	37.306	255.6	19:32.052	8	1	2:22.528	40.371	1:05.900	36.257	259.9	19:17.297
9	1	2:23.777	40.844	1:05.730	37.203	256.8	21:55.829	9	1	2:21.853	40.758	1:04.848	36.247	254.4	21:39.150
10	1	2:23.701	40.861	1:05.734	37.106	257.4	24:19.530	10	1	2:21.345	40.706	1:04.478	36.161	260.5	24:00.495
11	1	2:23.759	40.785	1:05.556	37.418	256.8	26:43.289	11	1	2:20.217	40.423	1:03.699	36.095	256.8	26:20.712
12	1	2:23.941	40.986	1:05.697	37.258	256.8	29:07.230	12	1	2:20.482	40.249	1:04.288	35.945	257.4	28:41.194
13	1	2:23.889	40.935	1:05.593	37.361	257.4	31:31.119	13	1	2:20.451	40.164	1:04.236	36.051	258.6	31:01.645
14	1	2:26.508	41.834	1:07.384	37.290	258.0	33:57.627	14	1	2:20.631	40.131	1:04.390	36.110	258.6	33:22.276
15	1	2:23.258	40.762	1:05.765	36.731	256.8	36:20.885	15	1	2:20.227	40.278	1:04.057	35.892	258.6	35:42.503
16	1	2:23.861	40.827	1:06.109	36.925	257.4	38:44.746	16	1	2:20.629	40.237	1:04.313	36.079	259.2	38:03.132
17	1	2:23.253	40.881	1:05.532	36.840	257.4	41:07.999	17	1	2:22.542	40.856	1:05.553	36.133	260.5	40:25.674
18	1	2:23.649	40.436	1:05.965	37.248	259.2	43:31.648	18	1	2:23.314	40.400	1:06.459	36.455	258.0	42:48.988
19	1	2:23.886	40.826	1:05.911	37.149	259.2	45:55.534	19	1	2:21.027	40.294	1:04.336	36.397	258.6	45:10.015
20	1	2:24.006	40.552	1:05.989	37.465	258.0	48:19.540	20	1	2:20.636	40.262	1:04.367	36.007	258.0	47:30.651
21	1	3:01.892 B	40.508	1:06.947	1:14.437	259.2	51:21.432	21	1	2:22.251	40.419	1:05.531	36.301	261.7	49:52.902
22	2	5:41.055	3:39.646	1:24.257	37.152		57:02.487	22	1	5:11.239 B	1:33.713	2:07.399	1:30.127		55:04.141
23	2	2:20.442	41.279	1:03.710	35.453	255.6	59:22.929	23	2	4:24.276	2:44.319	1:04.336	35.621	250.3	59:28.417
24	2	2:19.602	39.876	1:02.240	37.486	257.4	1:01:42.531	24	2	2:21.730	39.925	1:02.093	39.712	256.8	1:01:50.147
25	2	5:13.620	1:41.218	2:07.365	1:25.037		1:06:56.151	25	2	5:14.529	1:41.597	2:07.217	1:25.715		1:07:04.676
26	2	2:26.279	48.104	1:02.804	35.371	255.0	1:09:22.430	26	2	2:20.419	42.811	1:02.247	35.361	253.8	1:09:25.095
27	2	2:18.314	40.007	1:03.058	35.249	256.2	1:11:40.744	27	2	2:16.827	39.533	1:01.870	35.424	256.8	1:11:41.922
28	2	2:16.941	39.468	1:02.233	35.240	258.6	1:13:57.685								
29	2	2:16.674	39.439	1:02.068	35.167	259.2	1:16:14.359								
30	2	2:17.035	39.403	1:02.384	35.248	259.2	1:18:31.394								
31	2	2:17.020	39.384	1:02.396	35.240	259.2	1:20:48.414								
32	2	2:16.698	39.390	1:02.106	35.202	260.5	1:23:05.112								
33	2	2:18.028	39.726	1:02.891	35.411	259.9	1:25:23.140								
34	2	2:19.025	40.826	1:02.965	35.234	256.8	1:27:42.165								
35	2	2:16.965	39.363	1:02.462	35.140	261.1	1:29:59.130								
36	2	2:17.138	39.333	1:02.588	35.217	261.7	1:32:16.268								
37	2	2:33.810	39.240	1:17.249	37.321	263.6	1:34:50.078								
38	2	2:18.065	39.282	1:03.317	35.466	261.1	1:37:08.143								
39	2	2:17.646	39.178	1:03.105	35.363	261.7	1:39:25.789								
40	2	2:17.934	39.246	1:03.202	35.486	261.7	1:41:43.723								
41	2	2:20.010	39.382	1:05.227	35.401	266.2	1:44:03.733								
42	2	2:26.758 B	39.248	1:04.880	42.630	263.0	1:46:30.491								
43	2	4:25.081	2:45.409	1:04.349	35.323	258.6	1:50:55.572								
44	2	2:17.961	39.066	1:03.649	35.246	262.4	1:53:13.533								
32 United Autosports Ligier JS P320 - Nissan															
1.Daniel SCHNEIDER LMP3															
2.Andrew MEYRICK															



Michelin Le Mans Cup Spa-Francorchamps Round Race

Sector Analysis

Lap under Red Flag											Invalidated Lap	Personal Best	Session Best	B Crossing the pit lane	
Lap	D	Time	Sector 1	Sector 2	Sector 3	T. Spd	Elapsed	Lap	D	Time	Sector 1	Sector 2	Sector 3	T. Spd	Elapsed
28	2	2:16.502	39.649	1:01.621	35.232	258.6	1:13:58.424	34	2	2:17.419	39.309	1:02.922	35.188	261.7	1:25:02.392
29	2	2:16.497	39.533	1:01.864	35.100	259.2	1:16:14.921	35	2	2:16.287	39.062	1:02.172	35.053	264.9	1:27:18.679
30	2	2:16.818	39.464	1:02.154	35.200	259.9	1:18:31.739	36	2	2:16.358	39.184	1:02.029	35.145	264.9	1:29:35.037
31	2	2:17.294	39.472	1:02.565	35.257	259.9	1:20:49.033	37	2	2:18.226	39.206	1:02.452	36.568	263.6	1:31:53.263
32	2	2:16.684	39.409	1:02.184	35.091	260.5	1:23:05.717	38	2	2:16.897	39.471	1:02.126	35.300	262.4	1:34:10.160
33	2	2:17.652	39.462	1:03.002	35.188	261.1	1:25:23.369	39	2	2:16.647	39.479	1:01.954	35.214	262.4	1:36:26.807
34	2	2:19.170	40.856	1:03.093	35.221	261.7	1:27:42.539	40	2	2:16.748	39.317	1:02.266	35.165	261.7	1:38:43.555
35	2	2:17.090	39.359	1:02.589	35.142	262.4	1:29:59.629	41	2	2:17.021	39.183	1:02.465	35.373	261.7	1:41:00.576
36	2	2:17.150	39.353	1:02.556	35.241	261.7	1:32:16.779	42	2	2:17.242	39.210	1:02.849	35.183	261.1	1:43:17.818
37	2	2:20.689	39.347	1:05.236	36.106	261.7	1:34:37.468	43	2	2:17.039	39.312	1:02.472	35.255	261.7	1:45:34.857
38	2	2:18.051	39.558	1:02.628	35.865	259.9	1:36:55.519	44	2	2:23.921 B	39.238	1:02.814	41.869	263.6	1:47:58.778
39	2	2:18.716	39.580	1:03.560	35.576	261.7	1:39:14.235	45	2	4:19.641	2:41.095	1:03.059	35.487	258.6	1:52:18.419
40	2	2:17.692	39.499	1:02.830	35.363	265.6	1:41:31.927	55 Rinaldi Racing 1. Steve PARROW 2. Dominik SCHWAGER Duqueine M30 - D08 - Nissan LMP3							
41	2	2:17.621	39.672	1:02.583	35.366	259.2	1:43:49.548	1	1	2:35.047	49.754	1:07.129	38.164	246.3	2:35.047
42	2	2:25.376 B	40.230	1:03.352	41.794	261.7	1:46:14.924	2	1	2:25.792	41.177	1:07.416	37.199	263.0	5:00.839
43	2	4:17.596	2:39.518	1:02.655	35.423	256.8	1:50:32.520	3	1	2:23.672	40.827	1:06.082	36.763	261.7	7:24.511
44	2	2:17.580	39.843	1:02.471	35.266	258.0	1:52:50.100	4	1	2:23.452	40.544	1:06.091	36.817	263.6	9:47.963
37 COOL Racing 1. Antoine DOQUIN 2. Josh SKELTON Ligier JS P320 - Nissan LMP3							1								
1	1	2:19.839	40.773	1:03.447	35.619	256.8	2:19.839	5	1	2:22.872	40.584	1:05.875	36.413	260.5	12:10.835
2	1	2:17.254	39.541	1:02.176	35.537	259.2	4:37.093	6	1	2:21.750	40.627	1:04.781	36.342	260.5	14:32.585
3	1	2:16.554	39.453	1:01.895	35.206	259.9	6:53.647	7	1	2:23.193	42.050	1:04.950	36.193	263.0	16:55.778
4	1	2:16.742	39.364	1:02.106	35.272	260.5	9:10.389	8	1	2:22.677	40.238	1:06.189	36.250	264.3	19:18.455
5	1	2:16.823	39.437	1:01.934	35.452	259.9	11:27.212	9	1	2:22.034	40.229	1:05.478	36.327	264.9	21:40.489
6	1	2:16.738	39.428	1:01.980	35.330	259.9	13:43.950	10	1	2:24.067	41.362	1:06.004	36.701	263.0	24:04.556
7	1	2:16.690	39.372	1:02.003	35.315	259.9	16:00.640	11	1	2:23.070	40.977	1:04.998	37.095	260.5	26:27.626
8	1	2:16.865	39.305	1:02.260	35.300	260.5	18:17.505	12	1	2:21.204	40.352	1:04.588	36.264	263.6	28:48.830
9	1	2:16.936	39.583	1:02.181	35.172	261.1	20:34.441	13	1	2:20.951	40.063	1:04.615	36.273	264.3	31:09.781
10	1	2:16.869	39.475	1:02.243	35.151	261.1	22:51.310	14	1	2:20.907	40.012	1:04.956	35.939	266.2	33:30.688
11	1	2:17.021	39.494	1:02.166	35.361	261.1	25:08.331	15	1	2:22.327	40.232	1:05.870	36.225	263.0	35:53.015
12	1	2:16.907	39.489	1:02.119	35.299	261.1	27:25.238	16	1	2:21.191	40.279	1:04.659	36.253	263.6	38:14.206
13	1	2:17.169	39.471	1:02.509	35.189	261.1	29:42.407	17	1	2:21.037	40.048	1:04.748	36.241	264.3	40:35.243
14	1	2:17.070	39.439	1:02.127	35.504	261.7	31:59.477	18	1	2:23.191	41.380	1:05.540	36.271	264.3	42:58.434
15	1	2:18.748	39.469	1:03.156	36.123	263.0	34:18.225	19	1	2:21.880	40.058	1:05.538	36.284	264.3	45:20.314
16	1	2:17.419	39.495	1:02.589	35.335	261.7	36:35.644	20	1	2:22.276	40.193	1:05.883	36.200	263.6	47:42.590
17	1	2:18.475	40.425	1:02.777	35.273	259.2	38:54.119	21	1	2:22.803	40.330	1:05.718	36.755	262.4	50:05.393
18	1	2:17.491	39.400	1:02.628	35.463	263.0	41:11.610	22	1	5:17.566 B	1:37.597	2:07.759	1:32.210		55:22.959
19	1	2:19.027	39.549	1:03.563	35.915	262.4	43:30.637	23	2	4:29.191	2:47.321	1:05.739	36.131	249.1	59:52.150
20	1	2:18.043	39.968	1:02.714	35.361	260.5	45:48.680	24	2	3:09.879	39.990	1:03.744	1:26.145	262.4	1:03:02.029
21	1	2:17.490	39.413	1:02.604	35.473	261.1	48:06.170	25	2	4:38.194	1:42.898	2:09.417	45.879		1:07:40.223
22	1	2:49.906 B	39.474	1:02.986	1:07.446	262.4	50:56.076	26	2	2:19.953	40.033	1:03.623	36.297	261.7	1:10:00.176
23	2	5:47.004	3:33.311	1:37.458	36.235		56:43.080	27	2	2:17.965	39.534	1:03.124	35.307	263.6	1:12:18.141
24	2	2:21.701	42.584	1:04.005	35.112	245.7	59:04.781	28	2	2:17.513	39.323	1:02.853	35.337	263.6	1:14:35.654
25	2	2:16.166	39.567	1:01.481	35.118	259.2	1:01:20.947	29	2	2:17.051	39.314	1:02.585	35.152	265.6	1:16:52.705
26	2	5:03.927	1:30.672	2:07.215	1:26.040		1:06:24.874	30	2	2:18.936	39.372	1:04.461	35.103	268.9	1:19:11.641
27	2	2:41.656	1:04.362	1:02.227	35.067	253.8	1:09:06.530	31	2	2:17.660	39.528	1:02.961	35.171	265.6	1:21:29.301
28	2	2:15.767	39.522	1:01.342	34.903	259.9	1:11:22.297	32	2	2:17.479	39.327	1:02.950	35.202	264.9	1:23:46.780
29	2	2:15.899	39.208	1:01.402	35.289	261.7	1:13:38.196	33	2	2:17.540	39.446	1:02.812	35.282	264.9	1:26:04.320
30	2	2:17.241	39.270	1:02.713	35.258	262.4	1:15:55.437	34	2	2:17.152	39.235	1:02.721	35.196	265.6	1:28:21.472
31	2	2:16.750	39.187	1:02.191	35.372	263.6	1:18:12.187	35	2	2:17.402	39.271	1:02.899	35.232	266.2	1:30:38.874
32	2	2:16.465	39.333	1:02.008	35.124	261.7	1:20:28.652	36	2	2:17.075	39.253	1:02.809	35.013	266.9	1:32:55.949
33	2	2:16.321	39.411	1:01.751	35.159	260.5	1:22:44.973	37	2	2:17.072	39.164	1:02.793	35.115	266.2	1:35:13.021
								38	2	2:17.385	39.229	1:03.000	35.156	266.2	1:37:30.406



Michelin Le Mans Cup


Spa-Francorchamps Round

Race

Sector Analysis

Lap under Red Flag Invalidated Lap Personal Best Session Best Crossing the pit lane

Lap	D	Time	Sector 1	Sector 2	Sector 3	T. Spd	Elapsed	Lap	D	Time	Sector 1	Sector 2	Sector 3	T. Spd	Elapsed
39	2	2:17.598	39.249	1:03.188	35.161	265.6	1:39:48.004	45	2	2:17.252	39.346	1:02.402	35.504	261.7	1:54:23.901
40	2	2:17.530	39.232	1:03.217	35.081	264.9	1:42:05.534	66 Rinaldi Racing <small>Duqueine M30 - D08 - Nissan</small>							
41	2	2:17.504	39.304	1:03.071	35.129	264.9	1:44:23.038	1.Alexander MATTSCHULL <small>LMP3</small>							
42	2	2:24.805 B	39.343	1:03.461	42.001	264.3	1:46:47.843	2.Nicolas VARRONE							
43	2	4:18.294	2:39.454	1:03.479	35.361	263.6	1:51:06.137	1	1	2:24.014	43.300	1:04.740	35.974	255.6	2:24.014
44	2	2:18.281	39.161	1:03.214	35.906	265.6	1:53:24.418	2	1	2:19.136	39.838	1:03.719	35.579	263.6	4:43.150
60 Phoenix Racing <small>Ligier JS P320 - Nissan</small>								66 Rinaldi Racing <small>Duqueine M30 - D08 - Nissan</small>							
1.Frank KRÄLING <small>LMP3</small>								1.Alexander MATTSCHULL <small>LMP3</small>							
2.Connor DE PHILLIPPI								2.Nicolas VARRONE							
1	1	2:32.176	47.123	1:07.173	37.880	253.8	2:32.176	3	1	2:18.508	39.571	1:03.453	35.484	265.6	7:01.658
2	1	2:26.980	41.725	1:07.729	37.526	255.6	4:59.156	4	1	2:17.863	39.475	1:02.883	35.505	265.6	9:19.521
3	1	2:23.259	41.386	1:05.092	36.781	255.6	7:22.415	5	1	2:18.291	39.513	1:03.163	35.615	265.6	11:37.812
4	1	2:22.741	41.108	1:05.372	36.261	256.8	9:45.156	6	1	2:17.915	39.697	1:02.953	35.265	264.3	13:55.727
5	1	2:23.343	41.153	1:05.450	36.740	256.2	12:08.499	7	1	2:18.045	39.519	1:03.061	35.465	263.6	16:13.772
6	1	2:22.901	41.078	1:05.064	36.759	255.0	14:31.400	8	1	2:17.559	39.485	1:02.809	35.265	264.9	18:31.331
7	1	2:22.779	41.823	1:04.777	36.179	254.4	16:54.179	9	1	2:17.839	39.360	1:02.995	35.484	266.2	20:49.170
8	1	2:22.693	40.801	1:05.555	36.337	256.8	19:16.872	10	1	2:19.286	39.833	1:03.822	35.631	263.6	23:08.456
9	1	2:21.959	40.934	1:04.650	36.375	258.0	21:38.831	11	1	2:18.030	39.355	1:03.267	35.408	266.2	25:26.486
10	1	2:24.976	40.877	1:07.469	36.630	258.0	24:03.807	12	1	2:17.971	39.173	1:03.338	35.460	266.9	27:44.457
11	1	2:21.237	40.657	1:04.574	36.006	258.6	26:25.044	13	1	2:18.667	39.239	1:04.004	35.424	265.6	30:03.124
12	1	2:21.663	40.663	1:04.807	36.193	258.0	28:46.707	14	1	2:18.415	39.381	1:03.638	35.396	266.2	32:21.539
13	1	2:21.923	40.629	1:05.063	36.231	258.0	31:08.630	15	1	2:18.874	39.467	1:04.047	35.360	265.6	34:40.413
14	1	2:21.277	40.590	1:04.465	36.222	257.4	33:29.907	16	1	2:18.213	39.266	1:03.561	35.386	266.9	36:58.626
15	1	2:31.413	40.584	1:13.923	36.906	256.8	36:01.320	17	1	2:18.717	39.415	1:03.930	35.372	266.9	39:17.343
16	1	2:23.087	40.830	1:05.797	36.460	256.8	38:24.407	18	1	2:20.357	39.555	1:04.134	36.668	266.2	41:37.700
17	1	2:22.668	40.509	1:06.127	36.032	259.9	40:47.075	19	1	2:17.680	39.069	1:03.343	35.268	266.9	43:55.380
18	1	2:21.772	40.281	1:05.029	36.462	260.5	43:08.847	20	1	2:19.170	39.439	1:04.030	35.701	266.2	46:14.550
19	1	2:21.529	40.330	1:04.858	36.341	259.2	45:30.376	21	1	2:19.223	39.374	1:03.963	35.886	266.2	48:33.773
20	1	2:23.017	40.584	1:06.147	36.286	256.8	47:53.393	22	1	3:26.755 B	40.078	1:15.710	1:30.967	264.9	52:00.528
21	1	2:43.067 B	40.504	1:07.750	54.813	258.0	50:36.460	23	2	5:19.053	3:35.693	1:07.496	35.864		57:19.581
22	2	6:13.987	4:14.138	1:24.571	35.278		56:50.447	24	2	2:18.193	40.020	1:03.038	35.135	261.1	59:37.774
23	2	2:20.094	43.078	1:01.901	35.115	250.3	59:10.541	25	2	2:53.157	39.321	1:04.707	1:09.129	266.9	1:02:30.931
24	2	2:17.155	39.590	1:01.897	35.668	260.5	1:01:27.696	26	2	4:58.288	1:42.736	2:07.564	1:07.988		1:07:29.219
25	2	5:04.932	1:32.431	2:07.399	1:25.102		1:06:32.628	27	2	2:17.322	39.862	1:02.318	35.142	261.1	1:09:46.541
26	2	2:36.450	58.754	1:02.471	35.225	252.6	1:09:09.078	28	2	2:15.665	39.070	1:01.703	34.892	264.3	1:12:02.206
27	2	2:15.291	39.525	1:00.813	34.953	258.6	1:11:24.369	29	2	2:15.781	39.028	1:01.625	35.128	266.2	1:14:17.987
28	2	2:15.427	39.400	1:00.946	35.081	261.1	1:13:39.796	30	2	2:19.130	41.762	1:02.390	34.978	263.6	1:16:37.117
29	2	2:17.170	39.274	1:02.602	35.294	263.0	1:15:56.966	31	2	2:21.592 B	38.826	1:01.886	40.880	268.9	1:18:58.709
30	2	2:15.760	39.415	1:01.158	35.187	261.7	1:18:12.726	32	2	2:28.555	51.462	1:02.142	34.951	264.3	1:21:27.264
31	2	2:16.691	39.359	1:02.346	34.986	264.3	1:20:29.417	33	2	2:16.409	39.111	1:02.240	35.058	267.6	1:23:43.673
32	2	2:16.368	39.420	1:01.817	35.131	261.1	1:22:45.785	34	2	2:17.080	38.983	1:02.459	35.638	268.2	1:26:00.753
33	2	2:15.946	39.145	1:01.744	35.057	262.4	1:25:01.731	35	2	2:16.681	38.778	1:02.779	35.124	271.6	1:28:17.434
34	2	2:16.077	39.369	1:01.620	35.088	262.4	1:27:17.808	36	2	2:16.421	39.130	1:02.250	35.041	266.2	1:30:33.855
35	2	2:16.281	39.420	1:01.633	35.228	262.4	1:29:34.089	37	2	2:16.588	38.930	1:02.549	35.109	267.6	1:32:50.443
36	2	2:17.634	39.219	1:02.849	35.566	264.3	1:31:51.723	38	2	2:16.775	38.927	1:02.535	35.313	268.2	1:35:07.218
37	2	2:15.784	39.248	1:01.325	35.211	261.7	1:34:07.507	39	2	2:16.978	39.051	1:02.778	35.149	266.9	1:37:24.196
38	2	2:15.676	39.240	1:01.309	35.127	261.7	1:36:23.183	40	2	2:17.065	39.103	1:02.800	35.162	267.6	1:39:41.261
39	2	2:15.867	39.418	1:01.381	35.068	261.7	1:38:39.050	41	2	2:16.977	38.907	1:02.922	35.148	268.2	1:41:58.238
40	2	2:15.741	39.229	1:01.356	35.156	262.4	1:40:54.791	42	2	2:23.155 B	38.942	1:02.891	41.322	266.9	1:44:21.393
41	2	2:15.958	39.249	1:01.527	35.182	261.7	1:43:10.749	43	2	4:18.899	2:40.244	1:03.445	35.210	263.0	1:48:40.292
42	2	2:15.913	39.108	1:01.643	35.162	265.6	1:45:26.662	44	2	2:18.764	39.250	1:03.317	36.197	264.9	1:50:59.056
43	2	2:22.692 B	39.213	1:02.539	40.940	261.1	1:47:49.354	45	2	2:19.396	39.188	1:03.402	36.806	267.6	1:53:18.452
44	2	4:17.295	2:39.607	1:02.462	35.226	259.9	1:52:06.649	69 COOL Racing <small>Ligier JS P320 - Nissan</small>							
								1.Maurice SMITH <small>LMP3</small>							
								2.Matt BELL							
1	1	2:25.943	44.845	1:04.594	36.504	255.6	2:25.943								



Michelin Le Mans Cup

Spa-Francorchamps Round


Race

Sector Analysis

Lap under Red Flag														Invalidated Lap	Personal Best	Session Best	B Crossing the pit lane
Lap	D	Time	Sector 1	Sector 2	Sector 3	T. Spd	Elapsed	Lap	D	Time	Sector 1	Sector 2	Sector 3	T. Spd	Elapsed		
2	1	2:20.532	40.346	1:04.487	35.699	258.6	4:46.475	7	1	2:21.147	40.163	1:04.999	35.985	257.4	16:39.805		
3	1	2:19.198	39.701	1:03.935	35.562	259.2	7:05.673	8	1	2:20.257	40.181	1:04.176	35.900	259.2	19:00.062		
4	1	2:18.788	39.920	1:03.558	35.310	258.6	9:24.461	9	1	2:20.134	40.098	1:04.241	35.795	260.5	21:20.196		
5	1	2:18.736	39.701	1:03.406	35.629	259.2	11:43.197	10	1	2:19.542	40.098	1:03.732	35.712	260.5	23:39.738		
6	1	2:18.806	39.691	1:03.410	35.705	259.2	14:02.003	11	1	2:20.052	40.072	1:04.075	35.905	259.2	25:59.790		
7	1	2:17.837	39.542	1:02.848	35.447	259.9	16:19.840	12	1	2:19.774	40.014	1:04.024	35.736	261.1	28:19.564		
8	1	2:17.830	39.368	1:03.056	35.406	261.7	18:37.670	13	1	2:19.646	40.082	1:03.877	35.687	260.5	30:39.210		
9	1	2:17.978	39.418	1:02.958	35.602	262.4	20:55.648	14	1	2:20.107	40.063	1:04.284	35.760	258.6	32:59.317		
10	1	2:18.880	39.662	1:03.590	35.628	261.7	23:14.528	15	1	2:20.415	39.965	1:04.237	36.213	260.5	35:19.732		
11	1	2:19.384	39.458	1:04.201	35.725	262.4	25:33.912	16	1	2:19.584	39.889	1:03.941	35.754	261.7	37:39.316		
12	1	2:18.744	39.486	1:03.580	35.678	261.7	27:52.656	17	1	2:20.757	39.964	1:04.687	36.106	261.1	40:00.073		
13	1	2:18.939	39.642	1:03.699	35.598	260.5	30:11.595	18	1	2:21.443	40.081	1:04.494	36.868	260.5	42:21.516		
14	1	2:18.810	39.462	1:03.743	35.605	261.7	32:30.405	19	1	2:20.857	39.849	1:05.015	35.993	262.4	44:42.373		
15	1	2:19.467	39.342	1:04.275	35.850	261.7	34:49.872	20	1	2:21.142	40.190	1:04.832	36.120	259.9	47:03.515		
16	1	2:19.550	40.023	1:04.021	35.506	260.5	37:09.422	21	1	2:22.402	39.933	1:06.259	36.210	260.5	49:25.917		
17	1	2:18.677	39.500	1:03.598	35.579	261.7	39:28.099	22	1	4:24.603 B	43.256	2:09.627	1:31.720		53:50.520		
18	1	2:19.555	39.512	1:04.197	35.846	261.7	41:47.654	23	2	4:26.973	2:47.481	1:04.017	35.475	249.7	58:17.493		
19	1	2:19.186	39.705	1:04.028	35.453	261.1	44:06.840	24	2	2:16.849	39.612	1:01.924	35.313	260.5	1:00:34.342		
20	1	2:19.400	39.964	1:03.728	35.708	258.0	46:26.240	25	2	3:56.328	39.996	1:50.430	1:25.902	258.0	1:04:30.670		
21	1	2:18.498	39.353	1:03.674	35.471	261.7	48:44.738	26	2	3:47.969	1:42.257	1:30.173	35.539		1:08:18.639		
22	1	3:41.680 B	39.726	1:32.248	1:29.706	261.1	52:26.418	27	2	2:16.558	39.615	1:01.704	35.239	258.6	1:10:35.197		
23	2	5:01.030	3:20.094	1:05.387	35.549	222.0	57:27.448	28	2	2:16.338	39.476	1:01.570	35.292	259.2	1:12:51.535		
24	2	2:20.463	41.960	1:03.461	35.042	253.8	59:47.911	29	2	2:16.049	39.477	1:01.485	35.087	259.9	1:15:07.584		
25	2	2:53.736	39.101	1:01.511	1:13.124	263.0	1:02:41.647	30	2	2:16.162	39.400	1:01.606	35.156	261.1	1:17:23.746		
26	2	4:50.244	1:41.562	2:07.434	1:01.248		1:07:31.891	31	2	2:15.854	39.299	1:01.500	35.055	261.1	1:19:39.600		
27	2	2:17.088	39.623	1:02.203	35.262	261.7	1:09:48.979	32	2	2:16.046	39.207	1:01.655	35.184	263.6	1:21:55.646		
28	2	2:15.328	39.047	1:01.239	35.042	266.2	1:12:04.307	33	2	2:17.840	39.192	1:02.997	35.651	263.6	1:24:13.486		
29	2	2:15.235	39.148	1:00.963	35.124	263.0	1:14:19.542	34	2	2:16.584	39.284	1:01.990	35.310	261.7	1:26:30.070		
30	2	2:15.364	39.351	1:00.889	35.124	261.7	1:16:34.906	35	2	2:16.948	39.292	1:02.429	35.227	261.7	1:28:47.018		
31	2	2:14.633	39.114	1:00.558	34.961	261.1	1:18:49.539	36	2	2:17.141	39.350	1:02.442	35.349	262.4	1:31:04.159		
32	2	2:15.189	39.128	1:00.918	35.143	261.1	1:21:04.728	37	2	2:17.243	39.348	1:02.482	35.413	261.7	1:33:21.402		
33	2	2:15.833	39.155	1:01.439	35.239	261.1	1:23:20.561	38	2	2:17.931	39.528	1:03.048	35.355	261.7	1:35:39.333		
34	2	2:15.756	39.047	1:01.423	35.286	261.1	1:25:36.317	39	2	2:17.305	39.305	1:02.585	35.415	262.4	1:37:56.638		
35	2	2:15.519	39.054	1:01.314	35.151	262.4	1:27:51.836	40	2	2:17.303	39.351	1:02.531	35.421	262.4	1:40:13.941		
36	2	2:15.684	39.072	1:01.391	35.221	262.4	1:30:07.520	41	2	2:17.729	39.354	1:02.893	35.482	262.4	1:42:31.670		
37	2	2:16.171	39.070	1:01.961	35.140	262.4	1:32:23.691	42	2	2:17.950	39.367	1:03.145	35.438	261.1	1:44:49.620		
38	2	2:18.172	39.008	1:03.764	35.400	265.6	1:34:41.863	43	2	2:24.990 B	39.537	1:03.355	42.098	261.7	1:47:14.610		
39	2	2:17.246	39.622	1:02.422	35.202	265.6	1:36:59.109	44	2	4:21.586	2:42.288	1:03.623	35.675	259.9	1:51:36.196		
40	2	2:18.776	39.018	1:03.550	36.208	264.3	1:39:17.885	45	2	2:18.069	39.437	1:03.167	35.465	261.7	1:53:54.265		
41	2	2:17.083	39.637	1:02.157	35.289	260.5	1:41:34.968							73 TS Corse 1. Pietro PECCENINI 2. Cian CAREY Duqueine M30 - D08 - Nissan LMP3			
42	2	2:17.398	39.474	1:02.721	35.203	259.2	1:43:52.366										
43	2	2:24.299 B	39.258	1:03.198	41.843	265.6	1:46:16.665										
44	2	4:19.485	2:41.930	1:02.194	35.361	259.2	1:50:36.150										
45	2	2:16.934	39.237	1:02.270	35.427	261.7	1:52:53.084										

71 Team Virage		Ligier JS P320 - Nissan LMP3															
1. Rob HODES 2. Garrett GRIST		Lap	D	Time	Sector 1	Sector 2	Sector 3	T. Spd	Elapsed	Lap	D	Time	Sector 1	Sector 2	Sector 3	T. Spd	Elapsed
1	1	2:29.857		45.625	1:07.279	36.953	249.1	2:29.857									
2	1	2:23.289		41.829	1:04.851	36.609	256.8	4:53.146									
3	1	2:21.875		40.387	1:05.035	36.453	259.2	7:15.021									
4	1	2:21.360		40.442	1:04.743	36.175	259.2	9:36.381									
5	1	2:21.361		40.442	1:04.856	36.063	258.0	11:57.742									
6	1	2:20.916		40.035	1:04.907	35.974	258.6	14:18.658									

73 TS Corse		Duqueine M30 - D08 - Nissan LMP3															
1. Pietro PECCENINI 2. Cian CAREY		Lap	D	Time	Sector 1	Sector 2	Sector 3	T. Spd	Elapsed	Lap	D	Time	Sector 1	Sector 2	Sector 3	T. Spd	Elapsed
1	1	2:29.742		45.402	1:06.970	37.370	249.1	2:29.742									
2	1	2:25.585		42.885	1:05.807	36.893	252.6	4:55.327									
3	1	2:21.686		40.760	1:04.693	36.233	257.4	7:17.013									
4	1	2:21.843		40.673	1:04.814	36.356	258.0	9:38.856									
5	1	2:21.617		40.641	1:04.455	36.521	255.6	12:00.473									
6	1	2:21.091		40.473	1:04.350	36.268	255.6	14:21.564									
7	1	2:22.038		40.765	1:05.148	36.125	256.2	16:43.602									
8	1	2:20.630		40.346	1:04.222	36.062	258.0	19:04.232									
9	1	2:21.404		40.186	1:04.099	37.119	261.1	21:25.636									
10	1	2:22.180		40.724	1:04.947	36.509	259.9	23:47.816									
11	1	2:22.663		40.916	1:04.962	36.785	258.0	26:10.479									




Michelin Le Mans Cup Spa-Francorchamps Round Race

Sector Analysis

Lap under Red Flag														Invalidated Lap	Personal Best	Session Best	B Crossing the pit lane	
Lap	D	Time	Sector 1	Sector 2	Sector 3	T. Spd	Elapsed	Lap	D	Time	Sector 1	Sector 2	Sector 3	T. Spd	Elapsed			
12	1	2:21.608	40.288	1:04.780	36.540	261.1	28:32.087	18	1	2:20.603	40.545	1:04.240	35.818	259.2	42:56.075			
13	1	2:22.399	40.601	1:05.247	36.551	257.4	30:54.486	19	1	2:21.197	40.163	1:05.094	35.940	259.9	45:17.272			
14	1	2:22.058	40.700	1:04.947	36.411	258.6	33:16.544	20	1	2:20.786	40.283	1:04.445	36.058	258.0	47:38.058			
15	1	2:21.819	40.417	1:05.057	36.345	258.0	35:38.363	21	1	2:22.009	40.267	1:05.152	36.590	259.2	50:00.067			
16	1	2:21.273	40.336	1:04.798	36.139	258.6	37:59.636	22	1	5:11.803 B	1:32.016	2:07.676	1:32.111		55:11.870			
17	1	2:20.827	40.551	1:04.104	36.172	259.9	40:20.463	23	2	4:39.085	2:57.174	1:05.712	36.199	250.3	59:50.955			
18	1	2:20.697	40.091	1:04.462	36.144	259.9	42:41.160	24	2	3:06.043	40.413	1:02.592	1:23.038	255.6	1:02:56.998			
19	1	2:21.617	40.164	1:04.682	36.771	257.4	45:02.777	25	2	4:40.675	1:41.437	2:07.745	51.493		1:07:37.673			
20	1	2:21.559	40.282	1:05.129	36.148	258.6	47:24.336	26	2	2:21.127	40.766	1:03.788	36.573	255.6	1:09:58.800			
21	1	2:21.293	40.386	1:04.579	36.328	258.0	49:45.629	27	2	2:17.551	39.874	1:02.233	35.444	256.8	1:12:16.351			
22	1	4:52.117 B	1:10.053	2:07.902	1:34.162		54:37.746	28	2	2:16.881	39.779	1:01.886	35.216	258.0	1:14:33.232			
23	2	4:30.322	2:47.873	1:06.195	36.254	245.2	59:08.068	29	2	2:16.983	40.036	1:01.569	35.378	253.8	1:16:50.215			
24	2	2:19.805	40.815	1:02.813	36.177	256.8	1:01:27.873	30	2	2:15.657	39.515	1:01.346	34.796	258.6	1:19:05.872			
25	2	5:05.928	1:33.288	2:06.725	1:25.915		1:06:33.801	31	2	2:16.529	39.581	1:01.557	35.391	259.2	1:21:22.401			
26	2	2:37.774	58.622	1:03.398	35.754	253.8	1:09:11.575	32	2	2:16.150	39.388	1:01.454	35.308	259.2	1:23:38.551			
27	2	2:18.897	40.390	1:02.872	35.635	259.2	1:11:30.472	33	2	2:16.713	39.396	1:02.015	35.302	259.9	1:25:55.264			
28	2	2:18.168	40.277	1:02.432	35.459	258.6	1:13:48.640	34	2	2:16.876	39.456	1:01.999	35.421	260.5	1:28:12.140			
29	2	2:18.299	40.251	1:02.570	35.478	259.9	1:16:06.939	35	2	2:16.893	39.390	1:02.150	35.353	261.7	1:30:29.033			
30	2	2:17.959	40.156	1:02.286	35.517	259.9	1:18:24.898	36	2	2:16.998	39.504	1:02.088	35.406	260.5	1:32:46.031			
31	2	2:18.129	40.270	1:02.454	35.405	261.1	1:20:43.027	37	2	2:17.091	39.456	1:02.323	35.312	261.7	1:35:03.122			
32	2	2:18.301	40.216	1:02.603	35.482	258.6	1:23:01.328	38	2	2:17.398	39.479	1:02.382	35.537	261.7	1:37:20.520			
33	2	2:21.460	42.455	1:03.217	35.788	256.2	1:25:22.788	39	2	2:17.261	39.519	1:02.372	35.370	261.7	1:39:37.781			
34	2	2:21.030	41.406	1:04.010	35.614	258.6	1:27:43.818	40	2	2:16.341	39.241	1:01.759	35.341	261.1	1:41:54.122			
35	2	2:18.785	40.037	1:03.088	35.660	261.1	1:30:02.603	41	2	2:16.670	39.389	1:01.950	35.331	261.1	1:44:10.792			
36	2	2:18.931	40.117	1:02.913	35.901	258.6	1:32:21.534	42	2	2:24.824 B	39.434	1:02.701	42.689	261.7	1:46:35.616			
37	2	2:19.943	40.132	1:04.269	35.542	261.1	1:34:41.477	43	2	4:23.943	2:44.162	1:03.632	36.149	260.5	1:50:59.559			
38	2	2:20.734	39.918	1:04.795	36.021	261.1	1:37:02.211	44	2	2:19.711	39.693	1:04.338	35.680	262.4	1:53:19.270			
39	2	2:19.436	40.323	1:03.182	35.931	261.7	1:39:21.647											
40	2	2:21.561	41.317	1:04.391	35.853	258.0	1:41:43.208											
41	2	2:22.327	39.862	1:06.714	35.751	265.6	1:44:05.535											
42	2	2:28.239 B	40.105	1:03.192	44.942	261.1	1:46:33.774											
43	2	4:24.011	2:44.074	1:04.077	35.860	256.2	1:50:57.785											
44	2	2:19.748	39.778	1:03.753	36.217	259.9	1:53:17.533											

77 Team Thor		Ligier JS P320 - Nissan LMP3																
1. Audunn GUDMUNDSSON																		
2. Anders FJORBACH																		
1	1	2:53.321	1:11.541	1:05.312	36.468	250.3	2:53.321											
2	1	2:22.169	40.740	1:04.864	36.565	256.8	5:15.490											
3	1	2:20.308	40.471	1:03.819	36.018	257.4	7:35.798											
4	1	2:19.741	40.390	1:03.486	35.865	258.0	9:55.539											
5	1	2:21.924	40.402	1:04.646	36.876	258.6	12:17.463											
6	1	2:21.846	40.073	1:05.470	36.303	261.1	14:39.309											
7	1	2:24.144	42.545	1:04.926	36.673	258.6	17:03.453											
8	1	2:22.809	41.261	1:04.541	37.007	260.5	19:26.262											
9	1	2:21.393	40.002	1:05.349	36.042	261.7	21:47.655											
10	1	2:21.066	40.320	1:04.395	36.351	260.5	24:08.721											
11	1	2:20.989	40.477	1:04.556	35.956	258.6	26:29.710											
12	1	2:21.520	40.218	1:04.989	36.313	260.5	28:51.230											
13	1	2:20.621	40.387	1:04.139	36.095	259.2	31:11.851											
14	1	2:21.038	40.290	1:04.863	35.885	259.2	33:32.889											
15	1	2:21.150	40.177	1:04.929	36.044	259.2	35:54.039											
16	1	2:21.025	40.744	1:04.502	35.779	258.0	38:15.064											
17	1	2:20.408	40.284	1:04.322	35.802	261.1	40:35.472											

98 MotorSport98		Ligier JS P320 - Nissan LMP3																
1. Eric DE DONCKER																		
2. Dino LUNARDI																		
1	1	2:25.633	44.395	1:04.555	36.683	250.8	2:25.633											
2	1	2:22.361	40.763	1:05.692	35.906	249.7	4:47.994											
3	1	2:21.933	40.342	1:05.509	36.082	256.2	7:09.927											
4	1	2:21.558	40.555	1:04.969	36.034	256.8	9:31.485											
5	1	2:20.243	40.207	1:04.149	35.887	255.6	11:51.728											
6	1	2:21.574	40.380	1:04.811	36.383	255.0	14:13.302											
7	1	2:19.795	40.174	1:03.795	35.826	255.0	16:33.097											
8	1	2:19.522	40.064	1:03.658	35.800	257.4	18:52.619											
9	1	2:20.403	40.099	1:04.228	36.076	257.4	21:13.022											
10	1	2:20.299	40.243	1:04.138	35.918	256.8	23:33.321											
11	1	2:20.311	40.259	1:04.166	35.886	256.8	25:53.632											
12	1	2:20.292	40.161	1:04.400	35.731	256.8	28:13.924											
13	1	2:19.574	39.991	1:03.719	35.864	257.4	30:33.498											
14	1	2:19.748	39.873	1:03.957	35.918	258.0	32:53.246											
15	1	2:20.107	40.065	1:04.242	35.800	257.4	35:13.353											
16	1	2:20.456	40.128	1:04.328	36.000	257.4	37:33.809											
17	1	2:20.445	40.170	1:04.325	35.950	256.8	39:54.254											
18	1	2:19.740	40.088	1:04.036	35.616	256.8	42:13.994											
19	1	2:20.735	40.161	1:04.594	35.980	257.4	44:34.729											
20	1	2:20.394	40.173	1:04.410	35.811	256.8	46:55.123											
21	1	2:20.341	39.924	1:04.644	35.773	257.4	49:15.464											
22	1	4:01.968 B	40.033	1:53.507	1:28.428	257.4	53:17.432											
23	2	4:29.851	2:49.366	1:05.053	35.432	244.6	57:47.283											



Michelin Le Mans Cup

Spa-Francorchamps Round

Race

Sector Analysis

		Lap under Red Flag		Invalidated Lap		Personal Best		Session Best		B Crossing the pit lane					
Lap	D	Time	Sector 1	Sector 2	Sector 3	T. Spd	Elapsed	Lap	D	Time	Sector 1	Sector 2	Sector 3	T. Spd	Elapsed
24	2	2:17.031	39.663	1:02.039	35.329	256.8	1:00:04.314								
25	2	3:09.296	39.355	1:06.032	1:23.909	258.6	1:03:13.610								
26	2	4:27.685	1:39.775	2:06.227	41.683		1:07:41.295								
27	2	2:19.292	39.727	1:03.152	36.413	258.6	1:10:00.587								
28	2	2:17.824	39.460	1:03.103	35.261	261.1	1:12:18.411								
29	2	2:17.648	39.388	1:02.956	35.304	261.7	1:14:36.059								
30	2	2:16.994	39.472	1:02.327	35.195	260.5	1:16:53.053								
31	2	2:17.334	39.109	1:02.816	35.409	269.6	1:19:10.387								
32	2	2:16.429	39.295	1:01.825	35.309	259.2	1:21:26.816								
33	2	2:16.375	39.164	1:01.883	35.328	259.2	1:23:43.191								
34	2	2:17.071	39.267	1:02.163	35.641	259.9	1:26:00.262								
35	2	2:18.232	39.251	1:03.581	35.400	261.7	1:28:18.494								
36	2	2:17.389	39.366	1:02.597	35.426	261.1	1:30:35.883								
37	2	2:17.562	39.249	1:02.815	35.498	259.9	1:32:53.445								
38	2	2:17.305	39.233	1:02.533	35.539	260.5	1:35:10.750								
39	2	2:17.617	39.277	1:02.808	35.532	261.7	1:37:28.367								
40	2	2:17.343	39.307	1:02.575	35.461	259.9	1:39:45.710								
41	2	2:24.374 B	39.280	1:02.738	42.356	260.5	1:42:10.084								
42	2	4:19.794	2:40.880	1:03.299	35.615	259.2	1:46:29.878								
43	2	2:17.696	39.393	1:02.755	35.548	259.9	1:48:47.574								
44	2	2:19.333	39.902	1:03.733	35.698	263.0	1:51:06.907								
45	2	2:17.951	39.289	1:03.087	35.575	261.7	1:53:24.858								