

# MLMC Collective Test Day

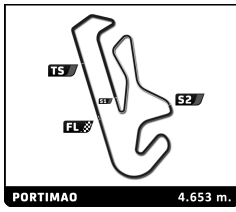
## Portimao Round

### Morning Test

PORTIMAO 4.653 m. Sector Analysis

Lap under Red Flag    Invalidated Lap    Personal Best    Session Best    B Crossing the pit lane

Lap	D	Time	Sector 1	Sector 2	Sector 3	T. Spd	Elapsed	Lap	D	Time	Sector 1	Sector 2	Sector 3	T. Spd	Elapsed	
<b>2</b>		<b>Pzoberer Zürichsee by TFT</b>					Porsche 911 GT3 R									
		1.Nicolas LEUTWILER					GT3									
		2.Julien ANDLAUER														
1	1	11:25.157	...	37.427	44.306		11:25.157	14	1	1:44.243	32.790	32.892	38.561		38:01.970	
2	1	1:54.313	37.443	35.764	41.106	212.6	13:19.470	15	1	1:45.128	32.693	32.378	40.057		39:47.098	
3	1	1:45.455	33.367	32.575	39.513		15:04.925	16	1	1:45.016	32.929	32.018	40.069		41:32.114	
4	1	1:46.383	33.303	33.043	40.037	254.1	16:51.308	17	1	1:44.874	33.929	32.285	38.660		43:16.988	
5	1	1:46.826	32.904	33.686	40.236		18:38.134	18	1	1:43.640	32.390	32.314	38.936		45:00.628	
6	1	1:47.275	33.763	32.860	40.652		20:25.409	19	1	1:43.617	32.703	32.223	38.691		46:44.245	
7	1	1:44.737	33.094	32.256	39.387	255.9	22:10.146	20	1	1:56.566 <b>B</b>	34.987	32.358	49.221		48:40.811	
8	1	1:44.656	32.563	32.496	39.597		23:54.802	21	1	5:21.505	4:07.089	34.829	39.587		54:02.316	
9	1	1:44.656	33.025	32.343	39.288	255.3	25:39.458	22	1	1:47.641	33.242	32.563	41.836		55:49.957	
10	1	1:51.731 <b>B</b>	33.063	32.539	46.129		27:31.189	23	1	1:43.275	32.573	32.335	38.367		57:33.232	
11	2	8:57.020	7:44.710	32.441	39.869		36:28.209	24	1	1:44.375	33.499	32.073	38.803		59:17.607	
12	2	1:44.994	33.202	32.203	39.589		38:13.203	25	1	1:42.729	31.962	32.033	38.734		1:01:00.336	
13	2	1:47.080	33.687	32.558	40.835		40:00.283	26	1	1:42.039	32.130	31.554	38.355		1:02:42.375	
14	2	1:43.199	32.415	31.811	38.973		41:43.482	27	1	1:43.647	32.628	31.767	39.252		1:04:26.022	
15	2	1:51.121 <b>B</b>	32.527	32.675	45.919		43:34.603	28	1	1:42.601	32.394	31.828	38.379		1:06:08.623	
16	2	19:38.028	...	32.374	38.804		1:03:12.631	29	1	1:49.639 <b>B</b>	32.199	31.826	45.614		1:07:58.262	
17	2	1:43.999	32.394	32.494	39.111		1:04:56.630	30	2	24:00.137	...	32.809	38.790		1:31:58.399	
18	2	<b>1:42.444</b>	<b>32.183</b>	<b>31.715</b>	<b>38.546</b>		1:06:39.074	31	2	1:42.705	32.098	32.449	38.158		1:33:41.104	
19	2	1:49.499 <b>B</b>	32.498	31.888	45.113		1:08:28.573	32	2	1:42.508	32.384	32.080	38.044		1:35:23.612	
20	1	14:31.462	...	33.830	41.082		1:23:00.035	33	2	1:41.643	31.776	31.741	38.126		1:37:05.255	
21	1	1:44.738	32.710	32.139	39.889		1:24:44.773	34	2	1:51.279 <b>B</b>	32.019	32.551	46.709		1:38:56.534	
22	1	1:44.352	32.689	32.262	39.401		1:26:29.125	35	1	4:09.561	2:59.047	32.228	38.286		1:43:06.095	
23	1	1:46.158	32.825	32.126	41.207		1:28:15.283	36	1	1:42.680	32.100	31.937	38.643		1:44:48.775	
24	1	1:45.524	33.826	32.403	39.295		1:30:00.807	37	1	1:43.168	32.090	<b>31.379</b>	39.699		1:46:31.943	
25	1	1:44.264	32.643	32.181	39.440		1:31:45.071	38	1	1:41.844	32.292	31.599	37.953		1:48:13.787	
26	1	1:44.138	32.878	31.899	39.361		1:33:29.209	39	1	1:42.563	31.896	31.888	38.779		1:49:56.350	
27	1	1:45.222	32.845	32.473	39.904		1:35:14.431	40	1	1:42.703	32.439	31.787	38.477		1:51:39.053	
28	1	1:56.751 <b>B</b>	33.890	33.576	49.285		1:37:11.182	41	1	1:42.566	32.613	31.795	38.158		1:53:21.619	
29	1	13:13.907	...	32.649	39.738		1:50:25.089	42	1	1:42.930	32.421	31.823	38.686		1:55:04.549	
30	1	1:44.482	32.803	32.448	39.231		1:52:09.571	43	1	1:43.594	32.020	32.007	39.567		1:56:48.143	
31	1	1:44.627	33.098	32.074	39.455		1:53:54.198	44	1	<b>3:04.173 <b>B</b></b>	42.351	1:00.582	1:21.240		1:59:52.316	
32	1	1:44.408	32.550	32.360	39.498		1:55:38.606									
33	1	<b>1:44.230</b>	32.534	32.399	39.297		1:57:22.836									
34	1	<b>3:02.354 <b>B</b></b>	46.880	54.690	1:20.784		2:00:25.190									
<b>3</b>		<b>DKR Engineering</b>					Duqueine M30 - D08 - Nissan									
		1.Kris COOLS					LMP3									
		2.François KIRMAN														
1	2	12:19.838	...	35.698	41.875		12:19.838									
2	2	1:47.311	33.922	33.615	39.774		14:07.149									
3	2	1:46.601	32.977	32.599	41.025		15:53.750									
4	2	1:46.700	33.591	33.337	39.772		17:40.450									
5	2	1:45.241	32.610	33.578	39.053		19:25.691									
6	2	1:42.814	32.129	32.002	38.683		21:08.505									
7	2	1:42.615	32.458	31.745	38.412		22:51.120									
8	2	1:43.687	32.831	32.446	38.410		24:34.807									
9	2	<b>1:41.435</b>	31.793	31.750	<b>37.892</b>		26:16.242									
10	2	1:50.424 <b>B</b>	<b>31.504</b>	31.643	47.277		28:06.666									
11	1	4:40.197	3:26.114	33.290	40.793		32:46.863									
12	1	1:46.316	33.326	33.006	39.984		34:33.179									
13	1	1:44.548	32.553	32.722	39.273		36:17.727									
<b>5</b>		<b>Phoenix Racing</b>					Ligier JS P320 - Nissan									
		1.John LOGGIE					LMP3									
		2.Mathias BECHE														
1	2	11:44.451	...	35.069	40.169		11:44.451									
2	2	1:43.817	33.577	32.068	38.172		13:28.268									
3	2	1:42.284	32.568	31.597	38.119		15:10.552									
4	2	1:45.172	31.644	32.048	41.480		16:55.724									
5	2	1:40.314	31.383	31.135	37.796		18:36.038									
6	2	1:46.998	31.567	31.430	44.001		20:23.036									
7	2	1:40.543	31.702	31.118	37.723		22:03.579									
8	2	1:39.719	31.263	30.880	37.576		23:43.298									
9	2	1:46.350 <b>B</b>	31.422	32.214	42.714		25:29.648									
10	1	4:19.652	3:04.883	34.967	39.802		29:49.300									
11	1	1:44.602	33.034	32.582	38.986		31:33.902									
12	1	1:43.558	33.418	31.910	38.230		33:17.460									
13	1	1:42.083	31.832	31.832	38.419		34:59.543									
14	1	2:00.470 <b>B</b>	32.306	32.699	55.465		37:00.013									
15	2	2:10.597	59.758	32.153	38.686		39:10.610									
16	2	1:46.993	32.178	32.795	42.020		40:57.603									
17	2	1:48.276	35.369	33.773	39.134		42:45.879									
18	2	1:41.253	31.983	31.592	37.678		44:27.132									
19	2	1:53.149 <b>B</b>	31.576	31.869	49.704		46:20.281									



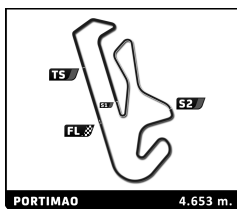
# MLMC Collective Test Day

## Portimao Round

### Morning Test

## Sector Analysis

Lap under Red Flag							Invalidated Lap		Personal Best		Session Best		B Crossing the pit lane		
Lap	D	Time	Sector 1	Sector 2	Sector 3	T. Spd	Elapsed	Lap	D	Time	Sector 1	Sector 2	Sector 3	T. Spd	Elapsed
20	2	7:16.663	6:04.099	33.675	38.889		53:36.944	22	2	3:20.379	2:01.663	36.914	41.802		59:31.527
21	2	1:41.078	31.891	31.350	37.837		55:18.022	23	2	1:42.608	33.234	31.932	37.442		1:01:14.135
22	2	1:43.935	31.360	30.652	41.923		57:01.957	24	2	1:49.230	32.282	30.964	45.984		1:03:03.365
23	2	1:38.923	30.902	30.517	37.504		58:40.880	25	2	1:39.130	30.962	30.877	37.291		1:04:42.495
24	2	1:38.385	30.936	30.537	36.912		1:00:19.265	26	2	<b>1:38.570</b>	<b>30.938</b>	<b>30.611</b>	<b>37.021</b>		1:06:21.065
25	2	1:43.534	30.793	30.500	42.241		1:02:02.799	27	2	1:44.598	31.032	30.679	42.887		1:08:05.663
26	1	4:26.224	3:16.848	31.826	37.550		1:06:29.023	28	1	21:29.754	...	33.669	39.672		1:29:35.417
27	1	1:40.372	31.537	31.533	37.302		1:08:09.395	29	1	1:47.355	34.221	33.449	39.685		1:31:22.772
28	1	1:40.504	31.625	31.264	37.615		1:09:49.899	30	1	1:46.096	33.032	33.623	39.441		1:33:08.868
29	1	1:42.827	32.525	32.199	38.103		1:11:32.726	31	1	1:46.248	32.922	33.929	39.397		1:34:55.116
30	1	1:40.129	31.299	31.237	37.593		1:13:12.855	32	1	1:45.385	33.487	32.604	39.294		1:36:40.501
31	1	1:54.095	31.356	31.529	51.210		1:15:06.950	33	1	1:45.344	32.984	32.620	39.740		1:38:25.845
32	1	8:38.758	7:18.570	38.055	42.133		1:23:45.708	34	1	1:44.375	33.329	32.105	38.941		1:40:10.220
33	1	1:43.767	33.536	31.908	38.323		1:25:29.475	35	1	1:52.586	32.801	32.534	47.251		1:42:02.806
34	1	1:43.600	31.856	32.246	39.498		1:27:13.075	36	1	4:08.419	2:56.632	32.950	38.837		1:46:11.225
35	1	1:43.211	32.837	32.391	37.983		1:28:56.286	37	1	1:43.217	32.563	32.000	38.654		1:47:54.442
36	1	1:39.945	31.516	31.216	37.213		1:30:36.231	38	1	1:43.082	32.373	32.072	38.637		1:49:37.524
37	1	1:40.064	31.285	31.105	37.674		1:32:16.295	39	1	1:43.433	32.560	31.971	38.902		1:51:20.957
38	1	1:53.090	31.103	33.525	48.462		1:34:09.385	40	1	1:46.075	32.517	32.026	41.532		1:53:07.032
39	1	5:20.777	4:10.683	32.792	37.302		1:39:30.162	41	1	1:44.356	33.244	31.982	39.130		1:54:51.388
40	1	1:38.401	30.778	30.741	<b>36.882</b>		1:41:08.563	42	1	1:44.922	33.306	32.276	39.340		1:56:36.310
41	1	1:44.619	30.927	30.454	43.238		1:42:53.182	43	1	<b>2:33.120</b>	32.710	44.415	1:15.995		1:59:09.430
42	1	1:46.848	30.906	30.906	45.036		1:44:40.030	<b>7 Nielsen Racing</b> Ligier JS P320 - Nissan LMP3							
43	2	5:23.922	4:07.312	31.098	45.512		1:50:03.952	1. Anthony WELLS							
44	2	1:44.883	31.311	30.700	42.872		1:51:48.835	2. Colin NOBLE							
45	2	<b>1:38.234</b>	30.773	<b>30.421</b>	37.040		1:53:27.069	1	1	12:10.000	...	35.589	40.548		12:10.000
46	2	1:41.564	31.377	31.610	38.577		1:55:08.633	2	1	1:46.362	34.100	32.594	39.668		13:56.362
47	2	1:38.497	<b>30.619</b>	30.432	37.446		1:56:47.130	3	1	1:46.455	34.829	32.562	39.064		15:42.817
48	2	<b>2:27.698</b>	38.768	36.402	1:12.528		1:59:14.828	4	1	1:43.168	32.990	31.745	38.433		17:25.985
<b>6 ANS Team JSE Management</b> Ligier JS P320 - Nissan LMP3															
1. Jonathan BROSSARD															
2. Nicolas SCHATZ															
1	2	11:59.118	B	...	36.915	51.225	11:59.118	5	1	1:42.044	32.184	31.629	38.231		26:14.917
2	2	3:44.787		2:32.772	32.966	39.049	15:43.905	6	1	5:12.642	4:03.029	31.451	38.162		24:32.873
3	2	1:43.214	33.020	31.637	38.557		17:27.119	7	1	1:42.044	32.184	31.629	38.231		26:14.917
4	2	1:41.969	32.148	31.786	38.035		19:09.088	8	1	1:41.640	31.704	31.586	38.350		27:56.557
5	2	1:40.805	31.716	31.331	37.758		20:49.893	9	1	1:42.639	32.244	31.937	38.458		29:39.196
6	2	1:40.712	31.554	31.548	37.610		22:30.605	10	1	1:53.285	32.132	32.853	48.300		31:32.481
7	2	1:46.318	31.307	30.977	44.034		24:16.923	11	1	10:44.601	9:34.154	31.959	38.488		42:17.082
8	1	6:31.268	5:12.808	36.168	42.292		30:48.191	12	1	1:42.843	32.332	32.013	38.498		43:59.925
9	1	1:49.925	34.798	35.013	40.114		32:38.116	13	1	1:42.214	32.243	31.614	38.357		45:42.139
10	1	1:48.867	34.046	33.919	40.902		34:26.983	14	1	1:41.917	32.127	31.614	38.176		47:24.056
11	1	1:48.129	34.380	33.747	40.002		36:15.112	15	1	1:41.398	31.832	31.420	38.146		49:05.454
12	1	1:50.472	34.216	33.460	42.796		38:05.584	16	1	1:42.983	32.389	31.849	38.745		50:48.437
13	1	1:46.540	33.410	33.646	39.484		39:52.124	17	1	1:51.388	31.839	31.660	47.889		52:39.825
14	1	1:45.009	33.445	32.277	39.287		41:37.133	18	1	6:08.274	4:52.000	33.746	42.528		58:48.099
15	1	1:44.994	33.055	32.362	39.577		43:22.127	19	1	1:55.244	32.848	31.765	50.631		1:00:43.343
16	1	1:45.288	32.804	32.543	39.941		45:07.415	20	2	6:13.290	5:04.338	31.488	37.464		1:06:56.633
17	1	1:56.411	B	33.075	33.352	49.984	47:03.826	21	2	1:40.109	31.286	31.230	37.593		1:08:36.742
18	2	3:59.770	2:49.973	31.841	37.956		51:03.596	22	2	1:39.612	31.055	31.165	<b>37.392</b>		1:10:16.354
19	2	1:41.237	31.749	31.365	38.123		52:44.833	23	2	1:48.800	31.168	30.975	46.657		1:12:05.154
20	2	1:40.610	31.633	31.320	37.657		54:25.443	24	2	3:20.099	2:11.245	30.922	37.932		1:15:25.253
21	2	1:45.705	B	31.273	30.852	43.580	56:11.148	25	2	<b>3:13.274</b>	52.935	58.925	1:21.414		1:18:38.527
								26	2	4:24.716	B	3:06.435	31.537	46.744	1:23:03.243
								27	1	11:46.872	...	32.260	38.429		1:34:50.115
								28	1	1:44.322	32.508	33.369	38.445		1:36:34.437



# MLMC Collective Test Day

## Portimao Round

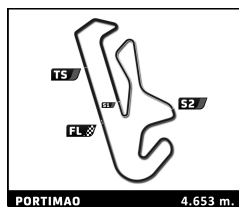
### Morning Test

#### Sector Analysis

PORTIMAO 4.653 m.

Lap under Red Flag Invalidated Lap Personal Best Session Best B Crossing the pit lane

Lap	D	Time	Sector 1	Sector 2	Sector 3	T. Spd	Elapsed	Lap	D	Time	Sector 1	Sector 2	Sector 3	T. Spd	Elapsed
29	1	1:43.051	33.094	31.984	37.973		1:38:17.488	39	1	1:54.317 B	34.191	32.739	47.387	250.6	1:53:21.807
30	1	1:41.807	31.886	31.386	38.535		1:39:59.295	40	2	3:11.659	1:59.500	32.026	40.133		1:56:33.466
31	1	1:41.537	31.986	31.216	38.335		1:41:40.832	41	2	2:33.693 B	32.544	41.335	1:19.814	248.3	1:59:07.159
32	1	1:48.843 B	32.066	31.729	45.048		1:43:29.675	<b>9</b> Iron Lynx 1. Manuela GOSTNER 2. Doriane PIN Ferrari 488 GT3							
33	2	3:23.803	2:15.356	30.765	37.682		1:46:53.478	1	1	17:13.542 B	...	42.659	54.368		17:13.542
34	2	1:39.319	31.107	30.709	37.503		1:48:32.797	2	1	3:14.339	1:53.298	37.484	43.557		20:27.881
35	2	1:40.392	32.003	30.795	37.594		1:50:13.189	3	1	1:49.634	34.638	33.907	41.089	249.4	22:17.515
36	2	1:39.901	31.148	30.813	37.940		1:51:53.090	4	1	1:50.839	36.288	33.558	40.993	250.0	24:08.354
37	2	1:41.388	32.144	31.570	37.674		1:53:34.478	5	1	1:47.576	33.934	32.820	40.822	251.7	25:55.930
38	2	1:39.555	31.193	30.724	37.638		1:55:14.033	6	1	1:56.830 B	33.759	34.373	48.698	252.3	27:52.760
39	2	1:40.565	30.973	31.651	37.941		1:56:54.598	7	2	3:56.467	2:37.908	35.730	42.829		31:49.227
40	2	3:04.866 B	46.892	59.390	1:18.584		1:59:59.464	8	2	1:49.381	34.207	33.940	41.234	250.0	33:38.608
<b>8</b> Iron Lynx 1. Gabriele LANCIERI 2. Paolo RUBERTI Ferrari 488 GT3								1 1 16:04.271 B ... 37.480 54.335 16:04.271							
1	1	16:04.271 B	...	37.480	54.335		16:04.271	11	2	1:46.811	33.185	32.958	40.668	252.3	39:00.739
2	1	4:00.527	2:42.932	35.709	41.886		20:04.798	12	2	1:45.615	33.102	32.628	39.885	251.2	40:46.354
3	1	1:48.390	34.193	33.416	40.781	246.0	21:53.188	13	2	1:58.245 B	35.940	33.714	48.591	253.5	42:44.599
4	1	1:46.712	33.730	32.999	39.983	248.3	23:39.900	14	2	8:14.718	7:00.233	34.231	40.254		50:59.317
5	1	1:49.508	33.398	35.958	40.152	249.4	25:29.408	15	2	1:45.533	33.063	33.102	39.368	252.9	52:44.850
6	1	1:45.997	33.324	32.792	39.881	251.7	27:15.405	16	2	1:45.596	32.979	32.679	39.938	252.9	54:30.446
7	1	1:50.160	33.574	35.484	41.102	250.6	29:05.565	17	2	1:44.668	32.927	32.207	39.534	249.4	56:15.114
8	1	1:50.687	33.558	33.246	43.883	248.8	30:56.252	18	2	1:44.609	32.656	32.334	39.619	254.7	57:59.723
9	1	1:46.248	33.543	32.947	39.758	250.0	32:42.500	19	2	1:47.012	32.998	34.378	39.636	252.9	59:46.735
10	1	1:46.344	33.382	32.960	40.002	250.0	34:28.844	20	2	1:46.234	32.938	33.562	39.734	253.5	1:01:32.969
11	1	1:55.569 B	33.664	33.345	48.560	247.7	36:24.413	21	2	1:44.832	32.850	32.629	39.353	254.7	1:03:17.801
12	1	9:48.858	8:32.350	35.756	40.752		46:13.271	22	2	1:52.923 B	33.525	32.854	46.544	254.1	1:05:10.724
13	1	1:45.370	33.224	32.497	39.649	246.0	47:58.641	23	1	6:35.240	5:18.676	34.243	42.321		1:11:45.964
14	1	1:45.157	32.946	32.579	39.632	249.4	49:43.798	24	1	1:47.670	33.664	33.000	41.006	250.6	1:13:33.634
15	1	1:44.950	33.006	32.386	39.558	249.4	51:28.748	25	1	1:55.695 B	33.572	32.693	49.430	250.0	1:15:29.329
16	1	1:44.862	32.955	32.363	39.544	250.0	53:13.610	26	1	8:03.002	6:40.820	38.942	43.240		1:23:32.331
17	1	1:44.827	32.738	32.245	39.844	250.6	54:58.437	27	1	1:53.434	34.838	33.873	44.723	246.0	1:25:25.765
18	1	1:44.853	32.824	32.356	39.673	248.3	56:43.290	28	1	1:49.519	33.875	34.641	41.003	251.2	1:27:15.284
19	1	2:06.783 B	35.029	35.180	56.574	250.6	58:50.073	29	1	1:46.063	33.052	33.178	39.833	251.2	1:29:01.347
20	1	6:49.478	5:27.360	36.626	45.492		1:05:39.551	30	1	1:45.031	33.033	32.226	39.772	251.7	1:30:46.378
21	1	1:54.224	35.815	33.872	44.537	247.1	1:07:33.775	31	1	1:52.852 B	33.070	32.397	47.385	253.5	1:32:39.230
22	1	1:44.639	32.736	32.365	39.538	248.8	1:09:18.414	32	2	4:24.002	3:10.633	33.546	39.823		1:37:03.232
23	1	1:44.345	32.645	32.015	39.685	250.6	1:11:02.759	33	2	1:47.218	33.042	32.993	41.183	252.3	1:38:50.450
24	1	1:44.344	32.782	32.172	39.390	250.6	1:12:47.103	34	2	1:46.435	34.218	32.593	39.624	251.2	1:40:36.885
25	1	1:58.266 B	32.820	32.282	53.164	249.4	1:14:45.369	35	2	1:44.382	32.725	32.275	39.382	252.9	1:42:21.267
26	2	9:48.611	8:36.287	32.752	39.572		1:24:33.980	36	2	1:44.592	32.846	32.352	39.394	255.3	1:44:05.859
27	2	1:45.266	33.004	32.239	40.023	246.6	1:26:19.246	37	2	1:44.402	32.604	32.402	39.396	254.1	1:45:50.261
28	2	1:43.912	32.516	32.159	39.237	248.8	1:28:03.158	38	2	1:44.408	32.602	32.444	39.362	254.1	1:47:34.669
29	2	1:44.477	33.119	32.196	39.162	250.0	1:29:47.635	39	2	1:44.257	32.633	32.309	39.315	255.3	1:49:18.926
30	2	1:43.728	32.613	32.060	39.055	251.7	1:31:31.363	40	2	1:47.841	32.923	33.697	41.221	252.9	1:51:06.767
31	2	1:50.935 B	32.607	31.927	46.401	250.0	1:33:22.298	41	2	1:45.170	33.320	32.305	39.545	246.0	1:52:51.937
32	1	7:13.950	5:48.593	39.871	45.486		1:40:36.248	42	2	1:45.588	32.830	32.861	39.897	253.5	1:54:37.525
33	1	1:57.222	37.261	38.672	41.289	220.0	1:42:33.470	43	2	1:44.322	32.648	32.236	39.438	252.3	1:56:21.847
34	1	1:54.616	34.438	38.966	41.212	248.3	1:44:28.086	44	2	2:33.321 B	32.649	41.744	1:18.928	252.9	1:58:55.168
35	1	1:48.828	32.630	32.311	43.887	250.6	1:46:16.914	<b>11</b> WTM Powered by Phoenix 1. Leonard WEISS 2. Thorsten KRATZ Duqueine M30 - D08 - Nissan LMP3							
36	1	1:43.346	32.483	31.712	39.151	251.2	1:48:00.260								
37	1	1:43.520	32.349	31.854	39.317	251.2	1:49:43.780								
38	1	1:43.710	32.511	31.860	39.339	249.4	1:51:27.490								



# MLMC Collective Test Day

## Portimao Round

### Morning Test

## Sector Analysis

PORTIMAO 4.653 m.

Lap under Red Flag   Invalidated Lap   Personal Best   Session Best   B Crossing the pit lane

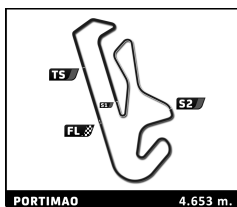
Lap	D	Time	Sector 1	Sector 2	Sector 3	T. Spd	Elapsed	Lap	D	Time	Sector 1	Sector 2	Sector 3	T. Spd	Elapsed
1	1	11:25.616	...	36.648	43.187		11:25.616	13	2	1:51.677 B	32.061	31.677	47.939		33:46.538
2	1	1:49.540	35.816	33.612	40.112		13:15.156	14	2	2:58.013	1:44.929	34.034	39.050		36:44.551
3	1	1:44.315	33.233	32.404	38.678		14:59.471	15	2	1:41.112	31.856	31.175	38.081		38:25.663
4	1	1:45.829	34.317	32.084	39.428		16:45.300	16	2	1:39.701	31.388	30.840	37.473		40:05.364
5	1	1:43.192	32.519	31.853	38.820		18:28.492	17	2	1:39.481	31.404	30.714	37.363		41:44.845
6	1	1:46.612	33.395	33.355	39.862		20:15.104	18	2	1:41.562	31.543	32.175	37.844		43:26.407
7	1	1:51.411 B	32.745	32.738	45.928		22:06.515	19	2	1:39.835	31.489	30.641	37.705		45:06.242
8	1	10:51.721	9:40.814	32.323	38.584		32:58.236	20	2	1:39.058	31.039	30.601	37.418		46:45.300
9	1	1:43.232	33.000	31.946	38.286		34:41.468	21	2	1:48.370 B	32.079	31.609	44.682		48:33.670
10	1	1:43.428	32.743	31.450	39.235		36:24.896	22	1	11:28.286	...	37.355	41.073		1:00:01.956
11	1	1:42.413	32.140	31.402	38.871		38:07.309	23	1	1:49.685	35.842	33.177	40.666		1:01:51.641
12	1	1:42.504	32.394	31.965	38.145		39:49.813	24	1	1:46.364	32.790	33.030	40.544		1:03:38.005
13	1	1:42.708	32.422	31.584	38.702		41:32.521	25	1	1:49.308	33.081	32.419	43.808		1:05:27.313
14	1	1:41.698	32.273	31.469	37.956		43:14.219	26	1	1:47.270	33.061	34.902	39.307		1:07:14.583
15	1	1:48.062 B	32.196	31.575	44.291		45:02.281	27	1	1:47.015	32.609	33.810	40.596		1:09:01.598
16	2	21:34.355	...	34.953	39.983		1:06:36.636	28	1	1:45.240	33.537	32.380	39.323		1:10:46.838
17	2	1:43.158	32.883	32.096	38.179		1:08:19.794	29	1	1:44.111	32.526	32.055	39.530		1:12:30.949
18	2	1:42.161	31.965	31.482	38.714		1:10:01.955	30	1	1:45.398	33.510	32.285	39.603		1:14:16.347
19	2	1:42.320	31.744	32.042	38.534		1:11:44.275	31	1	2:18.931 B	32.451	32.284	1:14.196		1:16:35.278
20	2	1:41.146	31.752	31.506	37.888		1:13:25.421	32	1	6:34.551	5:21.631	32.884	40.036		1:23:09.829
21	2	1:41.871	32.402	31.503	37.966		1:15:07.292	33	1	1:44.030	32.366	31.997	39.667		1:24:53.859
22	2	1:40.719	31.705	31.079	37.935		1:16:48.011	34	1	1:43.991	32.911	31.909	39.171		1:26:37.850
23	2	3:19.583 B	59.940	1:00.025	1:19.618		1:20:07.594	35	1	1:43.141	32.461	31.885	38.795		1:28:20.991
24	2	10:35.815	9:25.785	31.868	38.162		1:30:43.409	36	1	1:43.336	32.010	32.092	39.234		1:30:04.327
25	2	1:40.960	31.783	31.325	37.852		1:32:24.369	37	1	1:42.119	31.953	31.653	38.513		1:31:46.446
26	2	1:40.897	32.049	31.110	37.738		1:34:05.266	38	1	1:43.205	32.191	32.182	38.832		1:33:29.651
27	2	1:40.540	31.347	31.623	37.570		1:35:45.806	39	1	1:44.485	33.017	32.525	38.943		1:35:14.136
28	2	1:44.378	32.444	33.084	38.850		1:37:30.184	40	1	1:42.607	32.227	31.535	38.845		1:36:56.743
29	2	1:44.860	32.742	32.369	39.749		1:39:15.044	41	1	1:43.554	31.830	33.342	38.382		1:38:40.297
30	2	1:42.930	32.219	33.097	37.614		1:40:57.974	42	1	1:41.838	31.749	31.741	38.348		1:40:22.135
31	2	1:39.916	31.225	30.844	37.847		1:42:37.890	43	1	1:41.375	31.684	31.267	38.424		1:42:03.510
32	2	1:54.733 B	32.910	32.857	48.966		1:44:32.623	44	1	2:06.943 B	34.045	32.419	1:00.479		1:44:10.453
33	1	4:23.261	3:11.464	33.110	38.687		1:48:55.884	45	2	3:42.905	2:31.633	32.699	38.573		1:47:53.358
34	1	1:43.379	32.525	31.922	38.932		1:50:39.263	46	2	1:41.855	32.716	31.833	37.306		1:49:35.213
35	1	1:43.540	31.924	31.452	40.164		1:52:22.803	47	2	1:39.886	31.371	31.297	37.218		1:51:15.099
36	1	1:41.118	32.212	31.161	37.745		1:54:03.921	48	2	1:38.633	30.992	30.417	37.224		1:52:53.732
37	1	1:40.328	31.477	31.017	37.834		1:55:44.249	49	2	1:38.780	31.006	30.505	37.269		1:54:32.512
38	1	2:13.777 B	31.627	31.715	1:10.435		1:57:58.026	50	2	1:38.582	30.921	30.308	37.353		1:56:11.094

**15** RLR MSport  
 1. Horst Jr FELBERMAYR  
 2. Tommy FOSTER  
 Ligier JS P320 - Nissan LMP3

1	2	13:14.224	...	34.491	40.038		13:14.224
2	2	1:43.522	32.942	32.273	38.307		14:57.746
3	2	1:43.283	32.795	32.105	38.383		16:41.029
4	2	1:41.705	32.360	31.364	37.981		18:22.734
5	2	1:42.060	32.382	31.511	38.167		20:04.794
6	2	1:40.920	31.846	31.389	37.685		21:45.714
7	2	1:43.371	31.554	31.322	40.495		23:29.085
8	2	1:41.565	32.105	31.365	38.095	251.2	25:10.650
9	2	1:42.367	33.344	31.392	37.631		26:53.017
10	2	1:40.156	31.483	31.052	37.621		28:33.173
11	2	1:41.827	33.002	31.187	37.638		30:15.000
12	2	1:39.861	31.357	30.843	37.661		31:54.861

**16** Team Virage  
 1. Sacha LEHMANN  
 2. Miguel CRISTÓVÃO  
 Ligier JS P320 - Nissan LMP3

1	1	11:58.672	...	38.161	43.631		11:58.672
2	1	2:00.000	38.251	35.898	45.851		13:58.672
3	1	1:59.844	39.935	37.633	42.276		15:58.516
4	1	2:06.994	37.093	39.623	50.278		18:05.510
5	1	1:53.186	33.887	36.674	42.625		19:58.696
6	1	1:42.995	32.536	31.992	38.467		21:41.691
7	1	1:46.871	32.149	34.055	40.667		23:28.562
8	1	1:43.313	32.035	31.506	39.772		25:11.875
9	1	1:49.445 B	32.512	31.945	44.988		27:01.320
10	2	7:51.423	6:36.842	34.710	39.871		34:52.743
11	2	1:46.302	33.256	32.684	40.362		36:39.045



# MLMC Collective Test Day

## Portimao Round

### Morning Test

PORTIMAO 4.653 m.

## Sector Analysis

Lap under Red Flag   Invalidated Lap   Personal Best   Session Best   B Crossing the pit lane

Lap	D	Time	Sector 1	Sector 2	Sector 3	T. Spd	Elapsed	Lap	D	Time	Sector 1	Sector 2	Sector 3	T. Spd	Elapsed
12	2	1:58.279 <b>B</b>	32.875	32.394	53.010		38:37.324	16	2	1:40.327	31.182	31.095	38.050		55:38.159
13	2	4:49.930	3:37.976	32.647	39.307		43:27.254	17	2	1:50.048 <b>B</b>	31.898	31.307	46.843		57:28.207
14	2	1:43.008	32.645	31.802	38.561		45:10.262	18	2	5:25.838	4:17.708	<b>30.706</b>	37.424		1:02:54.045
15	2	1:45.003	32.884	33.390	38.729		46:55.265	19	2	1:39.543	31.236	30.765	37.542		1:04:33.588
16	2	1:42.389	32.170	31.688	38.531		48:37.654	20	2	<b>1:39.199</b>	<b>31.015</b>	30.840	<b>37.344</b>		1:06:12.787
17	2	1:45.738	33.755	33.584	38.399		50:23.392	21	2	1:48.405 <b>B</b>	31.652	31.552	45.201		1:08:01.192
18	2	1:42.518	32.239	31.811	38.468		52:05.910	22	2	4:53.010	3:44.136	31.037	37.837		1:12:54.202
19	2	1:41.975	31.897	31.855	38.223		53:47.885	23	2	1:39.921	31.173	31.094	37.654		1:14:34.123
20	2	1:42.919	31.977	31.856	39.086		55:30.804	24	2	<b>2:08.864 B</b>	31.259	30.865	1:06.740		1:16:42.987
21	2	1:41.751	31.833	31.679	38.239		57:12.555	25	1	6:30.405	5:13.399	35.446	41.560		1:23:13.392
22	2	1:41.605	31.810	31.740	38.055		58:54.160	26	1	1:47.812	34.217	33.238	40.357		1:25:01.204
23	2	1:52.332 <b>B</b>	31.537	32.485	48.310		1:00:46.492	27	1	1:46.170	33.275	32.830	40.065		1:26:47.374
24	2	3:45.252	2:31.323	34.846	39.083		1:04:31.744	28	1	1:46.135	33.657	32.573	39.905		1:28:33.509
25	2	1:40.648	31.614	31.586	37.448		1:06:12.392	29	1	1:47.811	35.453	32.924	39.434		1:30:21.320
26	2	1:40.041	31.292	31.332	37.417		1:07:52.433	30	1	1:45.729	33.406	32.745	39.578		1:32:07.049
27	2	2:02.069	31.282	31.157	59.630		1:09:54.502	31	1	1:58.959 <b>B</b>	34.793	33.089	51.077		1:34:06.008
28	2	1:43.875	33.352	32.305	38.218		1:11:38.377	32	1	3:19.556	1:59.817	37.005	42.734		1:37:25.564
29	2	1:40.374	31.361	31.222	37.791		1:13:18.751	33	1	1:51.908	35.248	36.139	40.521		1:39:17.472
30	2	1:39.979	31.327	31.314	37.338		1:14:58.730	34	1	1:45.978	33.571	32.623	39.784		1:41:03.450
31	2	<b>1:55.275 B</b>	31.066	34.417	49.792		1:16:54.005	35	1	1:45.091	33.040	32.520	39.531		1:42:48.541
32	2	10:30.095 <b>B</b>					1:27:24.100	36	1	1:45.680	33.379	32.700	39.601		1:44:34.221
33	1	2:07.332	57.637	31.872	37.823		1:29:31.432	37	1	1:43.367	32.656	31.928	38.783		1:46:17.588
34	1	1:43.945	32.427	31.337	40.181		1:31:15.377	38	1	1:43.699	32.848	32.008	38.843		1:48:01.287
35	1	1:58.360	31.427	45.832	41.101		1:33:13.737	39	1	1:43.511	32.326	31.897	39.288		1:49:44.798
36	1	1:41.446	31.666	31.247	38.533		1:34:55.183	40	1	1:46.229	32.941	33.712	39.576		1:51:31.027
37	1	1:39.777	31.144	31.300	37.333		1:36:34.960	41	1	1:44.301	32.736	31.898	39.667		1:53:15.328
38	1	1:40.803	32.124	31.093	37.586		1:38:15.763	42	1	1:42.964	32.603	31.702	38.659		1:54:58.292
39	1	1:39.794	31.340	31.053	37.401		1:39:55.557	43	1	1:55.133 <b>B</b>	33.555	32.597	48.981		1:56:53.425
40	1	1:42.065	31.611	31.305	39.149		1:41:37.622								
41	1	1:39.765	31.271	31.215	<b>37.279</b>		1:43:17.387								
42	1	1:42.285	31.950	32.076	38.259		1:44:59.672								
43	1	<b>1:39.544</b>	31.237	<b>30.957</b>	37.350		1:46:39.216								
44	1	1:53.133 <b>B</b>	<b>31.063</b>	32.952	49.118		1:48:32.349								
45	1	6:55.749	5:39.217	31.743	44.789		1:55:28.098								
46	1	<b>2:11.907 B</b>	31.668	31.932	1:08.307		1:57:40.005								

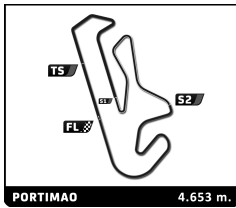
<b>17</b>	<b>IDEC Sport</b> 1. Patrice LAFARGUE 2. Dimitri ENJALBERT	Ligier JS P320 - Nissan		LMP3					
		1	2		11:47.366	...	35.264	40.775	11:47.366
		2	2		1:43.467	32.935	31.802	38.730	13:30.833
		3	2		1:41.017	32.007	31.249	37.761	15:11.850
		4	2		1:40.966	31.898	31.325	37.743	16:52.816
		5	2		1:42.475	31.815	32.600	38.060	18:35.291
		6	2		1:50.442 <b>B</b>	31.733	31.488	47.221	20:25.733
7	2	4:17.780	3:07.842	32.340	37.598	24:43.513			
8	2	1:40.214	31.756	30.988	37.470	26:23.727			
9	2	1:46.626 <b>B</b>	31.144	31.208	44.274	28:10.353			
10	2	5:33.035	4:24.070	31.272	37.693	33:43.388			
11	2	1:40.351	31.400	31.010	37.941	35:23.739			
12	2	1:57.837 <b>B</b>	38.768	34.509	44.560	37:21.576			
13	2	4:36.360	3:27.657	30.911	37.792	41:57.936			
14	2	1:46.158 <b>B</b>	31.416	30.796	43.946	43:44.094			
15	2	10:13.738	9:04.884	31.130	37.724	53:57.832			

<b>18</b>	<b>Mühlner Motorsport</b> 1. Ugo DE WILDE	Duqueine M30 - D08 - Nissan		LMP3					
		1	1		:31:23.317	...	33.393	38.926	1:31:23.317
		2	1		1:42.999	32.720	32.178	38.101	1:33:06.316
		3	1		1:40.162	31.546	31.050	37.566	1:34:46.478
		4	1		1:40.296	31.212	31.093	37.991	1:36:26.774
		5	1		1:40.566	31.696	31.242	37.628	1:38:07.340
		6	1		<b>1:39.468</b>	<b>31.081</b>	<b>30.891</b>	<b>37.496</b>	1:39:46.808
7	1	1:50.493 <b>B</b>	31.668	32.554	46.271	1:41:37.301			

<b>20</b>	<b>Grainmarket Racing</b> 1. Mark CRADER 2. Alex MORTIMER	Duqueine M30 - D08 - Nissan		LMP3					
		1	1		12:22.327	...	38.595	45.404	12:22.327
		2	1		1:50.847	35.173	34.575	41.099	14:13.174
		3	1		1:48.082	33.777	33.542	40.763	16:01.256
		4	1		2:03.005	38.564	36.712	47.729	18:04.261
		5	1		1:47.703	33.877	34.133	39.693	19:51.964
		6	1		1:47.279	33.335	33.707	40.237	21:39.243
7	1	1:50.034	33.324	34.688	42.022	23:29.277			
8	1	1:47.016	33.754	33.089	40.173	248.8	25:16.293		
9	1	1:47.342	32.859	33.177	41.306	27:03.635			
10	1	1:46.242	32.965	33.071	40.206	28:49.877			
11	1	1:47.353	34.220	32.913	40.220	30:37.230			
12	1	1:45.710	33.275	32.738	39.697	32:22.940			



# MLMC Collective Test Day

## Portimao Round

### Morning Test

## Sector Analysis

PORTIMAO 4.653 m.

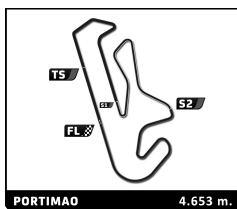
Lap under Red Flag   Invalidated Lap   Personal Best   Session Best   B Crossing the pit lane

Lap	D	Time	Sector 1	Sector 2	Sector 3	T. Spd	Elapsed	Lap	D	Time	Sector 1	Sector 2	Sector 3	T. Spd	Elapsed
13	1	1:45.077	32.690	32.727	39.660		34:08.017	18	1	1:39.314	31.084	30.908	37.322		1:01:41.922
14	1	2:05.924 <b>B</b>	36.672	34.967	54.285		36:13.941	19	1	1:41.721	31.545	31.565	38.611		1:03:23.643
15	2	6:11.829	4:56.004	35.458	40.367		42:25.770	20	1	1:40.722	31.351	30.828	38.543		1:05:04.365
16	2	1:43.274	32.983	32.143	38.148		44:09.044	21	1	1:48.886 <b>B</b>	32.302	30.759	45.825		1:06:53.251
17	2	1:41.007	31.653	31.524	37.830		45:50.051	22	1	5:18.321	4:09.201	31.530	37.590		1:12:11.572
18	2	1:40.416	31.518	31.385	37.513		47:30.467	23	1	1:41.784	33.574	31.122	37.088		1:13:53.356
19	2	1:39.936	31.290	31.225	37.421		49:10.403	24	1	1:38.747	31.063	30.563	37.121		1:15:32.103
20	2	1:42.481	32.576	31.760	38.145		50:52.884	25	1	<b>3:12.719 B</b>	48.001	1:03.133	1:21.585		1:18:44.822
21	2	1:40.464	31.312	31.161	37.991		52:33.348	26	1	26:24.894 <b>B</b>					1:45:09.716
22	2	1:40.225	31.355	<b>31.017</b>	37.853		54:13.573	27	1	2:10.879	1:01.229	32.188	37.462		1:47:20.595
23	2	1:41.204	31.374	31.285	38.545		55:54.777	28	1	1:38.837	31.105	30.701	37.031		1:48:59.432
24	2	1:40.578	31.513	31.172	37.893		57:35.355	29	1	1:38.358	30.824	30.468	37.066		1:50:37.790
25	2	1:51.096 <b>B</b>	33.113	32.105	45.878		59:26.451	30	1	<b>1:37.880</b>	<b>30.569</b>	30.440	<b>36.871</b>		1:52:15.670
26	2	13:41.002	...	31.495	37.439		1:13:07.453	31	1	1:38.293	30.605	30.303	37.385		1:53:53.963
27	2	1:55.106 <b>B</b>	31.605	32.994	50.507		1:15:02.559	32	1	1:38.163	30.795	<b>30.199</b>	37.169		1:55:32.126
28	2	9:51.474	8:41.328	31.713	38.433		1:24:54.033	33	1	<b>2:30.878 B</b>	37.035	38.929	1:14.914		1:58:03.004
29	2	1:40.454	31.766	31.196	37.492		1:26:34.487								
30	2	1:39.894	31.383	31.215	<b>37.296</b>		1:28:14.381								
31	2	<b>1:39.669</b>	<b>31.207</b>	31.118	37.344		1:29:54.050								
32	2	1:39.682	31.302	31.061	37.319		1:31:33.732								
33	2	1:54.046 <b>B</b>	33.471	33.046	47.529		1:33:27.778								
34	1	6:07.968	4:50.392	36.349	41.227		1:39:35.746								
35	1	1:45.915	33.624	33.229	39.062		1:41:21.661								
36	1	1:43.492	32.925	32.316	38.251		1:43:05.153								
37	1	1:43.651	32.189	32.325	39.137		1:44:48.804								
38	1	1:44.393	32.919	32.345	39.129		1:46:33.197								
39	1	1:43.614	32.362	32.588	38.664		1:48:16.811								
40	1	1:43.045	32.194	32.090	38.761		1:49:59.856								
41	1	1:43.011	32.146	32.133	38.732		1:51:42.867								
42	1	1:42.764	32.027	32.056	38.681		1:53:25.631								
43	1	1:46.012	32.341	33.124	40.547		1:55:11.643								
44	1	1:47.374	32.261	34.928	40.185		1:56:59.017								
45	1	<b>3:15.190 B</b>	53.765	1:01.540	1:19.885		2:00:14.207								

21		Mühler Motorsport		Duquenne M30 - D08 - Nissan		LMP3	
		1.Ugo DE WILDE					
		2.Charles CREWS					
1	1	19:19.180	...	33.402	39.230		19:19.180
2	1	1:41.512	32.141	31.438	37.933		21:00.692
3	1	1:40.027	31.476	31.026	37.525		22:40.719
4	1	1:40.349	31.625	30.862	37.862		24:21.068
5	1	1:39.516	31.211	30.795	37.510		26:00.584
6	1	1:47.232 <b>B</b>	31.395	31.086	44.751		27:47.816
7	1	11:27.963	...	31.969	37.413		39:15.779
8	1	1:41.264	31.251	30.874	39.139		40:57.043
9	1	1:41.349	32.749	31.056	37.544		42:38.392
10	1	1:39.999	31.427	30.912	37.660		44:18.391
11	1	1:39.591	30.985	30.852	37.754		45:57.982
12	1	1:39.414	31.175	30.750	37.489		47:37.396
13	1	1:49.213 <b>B</b>	31.305	31.058	46.850		49:26.609
14	1	5:35.952	4:26.027	32.178	37.747		55:02.561
15	1	1:40.544	31.197	30.859	38.488		56:43.105
16	1	1:39.465	31.264	31.026	37.175		58:22.570
17	1	1:40.038	30.919	31.499	37.620		1:00:02.608

22		United Autosports		Ligier JS P320 - Nissan		LMP3	
		1.Gerald KRAUT					
		2.Robert WELDON					
1	2	11:00.618	9:49.416	32.685	38.517		11:00.618
2	2	1:41.856	32.503	31.334	38.019		12:42.474
3	2	1:41.091	<b>31.522</b>	31.305	38.264		14:23.565
4	2	<b>1:40.627</b>	31.642	<b>31.160</b>	<b>37.825</b>		16:04.192
5	2	1:49.597 <b>B</b>	32.890	32.241	44.466		17:53.789
6	1	7:12.490	5:47.903	39.169	45.418		25:06.279
7	1	2:00.384	39.516	35.803	45.065		27:06.663
8	1	1:52.914	35.268	35.853	41.793		28:59.577
9	1	2:19.546 <b>B</b>	35.935	36.594	1:07.017		31:19.123
10	1	7:41.364	6:17.232	39.600	44.532		39:00.487
11	1	1:55.814	36.750	36.313	42.751		40:56.301
12	1	1:55.007	35.343	37.847	41.817		42:51.308
13	1	1:51.331	35.413	34.855	41.063		44:42.639
14	1	1:50.577	34.787	35.359	40.431		46:33.216
15	1	2:22.448 <b>B</b>	34.412	42.570	1:05.466		48:55.664
16	1	21:07.922	...	35.206	42.151		1:10:03.586
17	1	1:48.954	33.816	34.897	40.241		1:11:52.540
18	1	3:08.896 <b>B</b>	58.825	54.106	1:15.965		1:15:01.436
19	1	24:10.376	...	37.566	41.128		1:39:11.812
20	1	1:50.241	34.092	36.034	40.115		1:41:02.053
21	1	1:45.138	32.640	33.372	39.126		1:42:47.191
22	1	2:46.147 <b>B</b>	39.873	51.759	1:14.515		1:45:33.338

23		United Autosports		Ligier JS P320 - Nissan		LMP3	
		1.John SCHAURMAN					
		2.Wayne BOYD					
1	2	11:07.574 <b>B</b>	9:50.855	32.689	44.030		11:07.574
2	2	4:08.879	2:52.355	32.987	43.537		15:16.453
3	2	1:40.073	31.533	30.967	37.573		16:56.526
4	2	1:43.026	31.300	30.875	40.851		18:39.552
5	2	1:43.604	31.339	31.138	41.127		20:23.156
6	2	1:39.603	31.134	30.902	37.567		22:02.759
7	2	1:40.222	31.225	<b>30.688</b>	38.309		23:42.981
8	2	<b>1:39.521</b>	31.156	30.892	<b>37.473</b>		25:22.502
9	2	1:39.909	<b>31.029</b>	30.775	38.105		27:02.411



# MLMC Collective Test Day

## Portimao Round

### Morning Test

## Sector Analysis

PORTIMAO 4.653 m.

Lap under Red Flag   Invalidated Lap   Personal Best   Session Best   B Crossing the pit lane


Lap	D	Time	Sector 1	Sector 2	Sector 3	T. Spd	Elapsed	Lap	D	Time	Sector 1	Sector 2	Sector 3	T. Spd	Elapsed
10	2	1:46.130B	31.141	30.821	44.168		28:48.541	16	2	1:44.695	33.163	32.378	39.154		44:11.089
11	1	6:10.896	4:44.779	40.982	45.135		34:59.437	17	2	1:43.279	32.311	32.668	38.300		45:54.368
12	1	1:52.443	36.654	34.628	41.161		36:51.880	18	2	1:42.228	32.113	31.738	38.377		47:36.596
13	1	1:48.477	34.813	33.996	39.668		38:40.357	19	2	1:42.178	31.660	32.459	38.059		49:18.774
14	1	1:45.731	33.580	32.810	39.341		40:26.088	20	2	1:41.661	31.706	31.404	38.551		51:00.435
15	1	1:44.901	32.821	32.977	39.103		42:10.989	21	2	1:47.737B	31.907	31.893	43.937		52:48.172
16	1	1:43.697	32.646	32.291	38.760		43:54.686	22	2	4:28.483	3:17.505	32.969	38.009		57:16.655
17	1	1:43.486	32.485	32.133	38.868		45:38.172	23	2	1:41.370	31.892	31.574	37.904		58:58.025
18	1	1:43.626	32.428	32.255	38.943		47:21.798	24	2	1:41.021	31.640	31.450	37.931		1:00:39.046
19	1	1:43.122	32.233	32.160	38.729		49:04.920	25	2	1:40.579	31.691	31.342	37.546		1:02:19.625
20	1	1:44.391	32.200	32.155	40.036		50:49.311	26	2	1:40.550	31.395	31.099	38.056		1:04:00.175
21	1	2:04.978B	32.202	32.714	1:00.062		52:54.289	27	2	1:51.599B	31.239	35.259	45.101		1:05:51.774
22	1	18:56.803	...	47.183	42.832		1:11:51.092	28	2	5:48.884	4:36.845	33.379	38.660		1:11:40.658
23	1	1:46.638	34.368	32.873	39.397		1:13:37.730	29	2	1:41.755	31.587	30.796	39.372		1:13:22.413
24	1	1:43.646	32.583	32.112	38.951		1:15:21.376	30	2	1:38.524	30.948	30.597	36.979		1:15:00.937
25	1	3:14.963B	54.852	1:00.243	1:19.868		1:18:36.339	31	2	1:54.710B	30.819	32.993	50.898		1:16:55.647
26	1	4:47.119	3:35.391	33.204	38.524		1:23:23.458	32	2	12:12.509B					1:29:08.156
27	1	1:43.255	32.604	32.208	38.443		1:25:06.713	33	1	2:09.295	57.644	32.718	38.933		1:31:17.451
28	1	1:42.383	32.281	31.948	38.154		1:26:49.096	34	1	1:43.334	32.368	32.521	38.445		1:33:00.785
29	1	1:44.753	33.819	32.360	38.574		1:28:33.849	35	1	1:42.518	32.245	32.164	38.109		1:34:43.303
30	1	1:44.350	33.644	32.209	38.497		1:30:18.199	36	1	1:43.146	32.299	31.970	38.877		1:36:26.449
31	1	1:42.483	31.950	32.149	38.384		1:32:00.682	37	1	1:42.971	32.783	32.161	38.027		1:38:09.420
32	1	1:42.095	32.096	31.802	38.197		1:33:42.777	38	1	1:42.144	32.070	31.945	38.129		1:39:51.564
33	1	1:41.821	31.951	31.870	38.000		1:35:24.598	39	1	1:43.002	32.544	32.495	37.963		1:41:34.566
34	1	1:42.000	31.930	31.813	38.257		1:37:06.598	40	1	1:41.810	31.882	31.769	38.159		1:43:16.376
35	1	1:53.984B	33.723	32.585	47.676		1:39:00.582	41	1	1:51.636B	32.450	32.321	46.865		1:45:08.012
36	1	5:39.048	4:15.201	40.610	43.237		1:44:39.630	42	2	3:56.622	2:46.282	31.858	38.482		1:49:04.634
37	1	1:44.400	34.020	32.109	38.271		1:46:24.030	43	2	1:41.291	31.801	31.621	37.869		1:50:45.925
38	1	1:41.244	31.688	31.563	37.993		1:48:05.274	44	2	1:41.510	31.440	31.681	38.389		1:52:27.435
39	1	1:40.720	31.430	31.430	37.860		1:49:45.994	45	2	1:40.958	31.484	31.693	37.781		1:54:08.393
40	1	1:51.560	31.907	32.895	46.758		1:51:37.554	46	2	1:40.488	31.281	30.973	38.234		1:55:48.881
41	1	1:42.932	32.695	32.058	38.179		1:53:20.486	47	2	2:15.239B	31.286	31.366	1:12.587		1:58:04.120
42	1	1:41.325	31.806	31.478	38.041		1:55:01.811								
43	1	1:41.802	31.427	31.709	38.666		1:56:43.613								
44	1	3:04.455B	44.439	1:00.619	1:19.397		1:59:48.068								

**25** **Racing Spirit of Leman** Ligier JS P320 - Nissan  
 1. Jacques WOLFF LMP3  
 2. Antoine JUNG

1	1	12:58.266	...	38.914	44.752		12:58.266
2	1	1:52.955	36.160	35.504	41.291		14:51.221
3	1	1:49.737	36.243	33.930	39.564		16:40.958
4	1	1:47.155	34.178	33.710	39.267		18:28.113
5	1	1:49.925	33.471	34.436	42.018		20:18.038
6	1	1:46.545	33.200	33.036	40.309		22:04.583
7	1	1:52.368B	33.335	32.899	46.134		23:56.951
8	1	3:41.850	2:30.121	32.674	39.055		27:38.801
9	1	1:43.832	32.794	32.476	38.562		29:22.633
10	1	1:43.873	32.649	32.514	38.710		31:06.506
11	1	1:44.025	32.901	32.298	38.826		32:50.531
12	1	1:44.679	32.521	32.412	39.746		34:35.210
13	1	1:44.194	33.265	32.205	38.724		36:19.404
14	1	1:51.741B	32.380	32.464	46.897		38:11.145
15	2	4:15.249	2:59.885	34.776	40.588		42:26.394

**27** **Nielsen Racing** Ligier JS P320 - Nissan  
 1. Andrew FERGUSON LMP3  
 2. Jeremy FERGUSON

1	2	11:52.133	...	40.229	48.695		11:52.133
2	2	2:03.529	40.131	38.815	44.583	200.0	13:55.662
3	2	2:01.487	38.698	36.770	46.019	225.0	15:57.149
4	2	1:56.922	37.567	36.489	42.866	228.8	17:54.071
5	2	1:52.341	35.037	34.718	42.586	250.0	19:46.412
6	2	1:50.641	34.805	34.572	41.264	247.7	21:37.053
7	2	1:58.057B	34.257	34.943	48.857	247.1	23:35.110
8	2	4:56.638	3:38.968	34.807	42.863		28:31.748
9	2	1:52.354	36.079	34.695	41.580	234.3	30:24.102
10	2	1:49.975	34.262	34.254	41.459	247.7	32:14.077
11	2	1:47.851	34.024	33.511	40.316	252.3	34:01.928
12	2	1:47.323	33.918	33.329	40.076	251.2	35:49.251
13	2	1:46.876	33.275	33.285	40.316	249.4	37:36.127
14	2	1:46.641	33.906	33.075	39.660	241.1	39:22.768
15	2	1:46.377	33.324	33.263	39.790	253.5	41:09.145
16	2	1:46.360	33.272	33.085	40.003	256.5	42:55.505
17	2	1:55.759B	33.352	33.663	48.744	254.7	44:51.264
18	1	5:47.627	4:24.103	38.973	44.551		50:38.891



# MLMC Collective Test Day

## Portimao Round

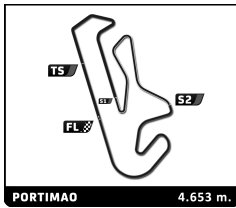
### Morning Test

## Sector Analysis

Lap under Red Flag    Invalidated Lap    Personal Best    Session Best    B Crossing the pit lane

Lap	D	Time	Sector 1	Sector 2	Sector 3	T. Spd	Elapsed	Lap	D	Time	Sector 1	Sector 2	Sector 3	T. Spd	Elapsed
19	1	1:56.399	37.664	35.951	42.784	247.7	52:35.290	26	1	1:56.714	37.465	35.269	43.980		1:40:46.333
20	1	1:55.151	36.793	35.625	42.733	255.3	54:30.441	27	1	1:56.179	37.136	34.869	44.174		1:42:42.512
21	1	1:53.469	35.713	36.167	41.589	233.8	56:23.910	28	1	1:55.335	35.548	35.615	44.172		1:44:37.847
22	1	1:52.096	36.351	34.559	41.186	251.7	58:16.006	29	1	1:54.867	36.475	35.226	43.166		1:46:32.714
23	1	1:52.685	35.172	36.876	40.637	236.8	1:00:08.691	30	1	1:59.337	36.547	36.706	46.084		1:48:32.051
24	1	1:48.611	33.896	33.848	40.867	252.3	1:01:57.302	31	1	1:57.414	36.193	35.963	45.258		1:50:29.465
25	1	1:50.288	33.881	34.210	42.197	254.1	1:03:47.590	32	1	1:53.608	35.026	35.284	43.298		1:52:23.073
26	1	1:49.830	34.137	34.032	41.661	247.7	1:05:37.420	33	1	1:53.935	35.417	35.595	42.923		1:54:17.008
27	1	1:58.665 <b>B</b>	35.027	34.715	48.923	257.1	1:07:36.085	34	1	1:53.037	36.050	34.142	42.845		1:56:10.045
28	1	15:32.337 <b>B</b>					1:23:08.422	35	1	2:34.176 <b>B</b>	36.178	40.959	1:17.039		1:58:44.221
29	1	3:38.778	2:15.518	38.971	44.289		1:26:47.200	<b>32</b> <b>United Autosports</b> Ligier JS P320 - Nissan 1. Daniel SCHNEIDER LMP3 2. Andrew MEYRICK							
30	1	1:53.304	37.646	35.035	40.623	208.9	1:28:40.504	1	2	11:03.894	9:52.255	32.871	38.768		11:03.894
31	1	1:46.625	33.920	33.198	39.507	246.6	1:30:27.129	2	2	1:42.288	32.079	31.946	38.263		12:46.182
32	1	1:45.184	33.219	32.885	39.080	254.1	1:32:12.313	3	2	1:40.012	31.469	30.902	37.641		14:26.194
33	1	1:45.326	32.735	32.461	40.130	255.3	1:33:57.639	4	2	1:39.832	31.417	30.786	37.629		16:06.026
34	1	1:44.936	33.006	32.812	39.118	250.6	1:35:42.575	5	2	1:55.315	31.789	35.675	47.851		18:01.341
35	1	1:46.047	33.606	33.488	38.953	255.9	1:37:28.622	6	2	1:40.590	31.417	30.968	38.205		19:41.931
36	1	1:53.745 <b>B</b>	33.037	33.359	47.349		1:39:22.367	7	2	1:41.103	31.170	30.731	39.202		21:23.034
37	1	4:50.172	3:36.174	34.514	39.484		1:44:12.539	8	2	1:39.489	31.230	30.885	37.374		23:02.523
38	1	1:46.265	33.439	33.457	39.369	253.5	1:45:58.804	9	2	1:58.836 <b>B</b>	32.433	35.940	50.463		25:01.359
39	1	1:45.877	33.105	33.024	39.748	253.5	1:47:44.681	10	1	5:37.494	4:20.877	35.969	40.648		30:38.853
40	1	1:47.680	34.742	33.266	39.672	253.5	1:49:32.361	11	1	1:46.042	33.617	33.321	39.104		32:24.895
41	1	1:46.550	32.971	33.582	39.997	255.3	1:51:18.911	12	1	1:43.479	32.610	32.595	38.274		34:08.374
42	1	1:50.372	32.836	32.903	44.633	259.6	1:53:09.283	13	1	1:43.365	32.251	32.331	38.783		35:51.739
43	1	1:45.701	32.943	32.953	39.805	250.6	1:54:54.984	14	1	1:44.381	32.372	32.485	39.524		37:36.120
<b>31</b> <b>AF Corse</b> Ligier JS P320 - Nissan 1. Kriton LENTOUDIS LMP3 2. Rui AGUAS															
1	2	12:37.336	...	35.775	40.869		12:37.336	15	1	1:42.893	32.375	32.077	38.441		39:19.013
2	2	1:48.678	34.062	33.498	41.118		14:26.014	16	1	1:42.840	31.935	32.217	38.688		41:01.853
3	2	1:44.701	33.036	31.897	39.768		16:10.715	17	1	1:55.900 <b>B</b>	32.975	36.753	46.172		42:57.753
4	2	1:54.137 <b>B</b>	32.365	32.597	49.175		18:04.852	18	1	4:02.198	2:40.796	40.018	41.384		46:59.951
5	2	6:00.090	4:48.143	32.507	39.440		24:04.942	19	1	1:45.835	33.732	33.147	38.956		48:45.786
6	2	1:42.297	31.889	31.164	39.244		25:47.239	20	1	1:44.822	32.274	33.889	38.659		50:30.608
7	2	1:41.412	31.743	31.329	38.340	262.8	27:28.651	21	1	1:42.614	31.976	32.064	38.574		52:13.222
8	2	1:41.346	31.707	31.425	38.214		29:09.997	22	1	1:42.107	31.811	32.103	38.193		53:55.329
9	2	1:43.005	31.809	31.437	39.759		30:53.002	23	1	1:46.975	32.146	32.103	42.726		55:42.304
10	2	1:42.173	31.627	32.211	38.335		32:35.175	24	1	1:42.927	31.903	32.801	38.223		57:25.231
11	2	1:43.411	31.297	33.243	38.871		34:18.586	25	1	1:42.679	31.944	32.292	38.443		59:07.910
12	2	1:41.149	31.564	31.217	38.368		35:59.735	26	1	1:43.115	32.058	32.243	38.814		1:00:51.025
13	2	1:51.706 <b>B</b>	31.622	31.649	48.435		37:51.441	27	1	1:42.561	31.780	32.298	38.483		1:02:33.586
14	2	6:13.835	5:04.367	31.269	38.199		44:05.276	28	1	1:42.151	31.829	31.983	38.339		1:04:15.737
15	2	1:40.477	31.377	31.087	38.013		45:45.753	29	1	1:42.035	31.688	32.174	38.173		1:05:57.772
16	2	1:40.474	31.266	31.202	38.006		47:26.227	30	1	1:47.957 <b>B</b>	31.882	32.358	43.717		1:07:45.729
17	2	1:47.473 <b>B</b>	31.839	31.539	44.095		49:13.700	31	1	25:53.165	...	37.031	41.773		1:33:38.894
18	1	9:30.370	7:56.964	40.431	52.975		58:44.070	32	1	1:54.879	33.950	36.824	44.105		1:35:33.773
19	1	2:09.452	39.596	39.768	50.088		1:00:53.522	33	1	1:43.596	32.669	32.549	38.378		1:37:17.369
20	1	2:06.438	37.714	40.860	47.864		1:02:59.960	34	1	1:44.282	33.200	32.517	38.565		1:39:01.651
21	1	2:03.433	37.500	41.203	44.730		1:05:03.393	35	1	1:42.098	31.685	32.232	38.181		1:40:43.749
22	1	2:02.016	37.903	38.363	45.750		1:07:05.409	36	1	1:47.808 <b>B</b>	31.837	32.067	43.904		1:42:31.557
23	1	2:30.413 <b>B</b>	37.367	42.219	1:10.827		1:09:35.822	37	1	4:13.051	2:55.577	32.499	44.975		1:46:44.608
24	1	27:12.896	...	43.377	48.830		1:36:48.718	38	1	1:41.989	31.616	31.829	38.544		1:48:26.597
25	1	2:00.901	38.132	37.913	44.856		1:38:49.619	39	1	1:41.087	31.630	31.646	37.811		1:50:07.684
								40	1	1:42.905	31.676	31.676	39.553		1:51:50.589





# MLMC Collective Test Day

## Portimao Round

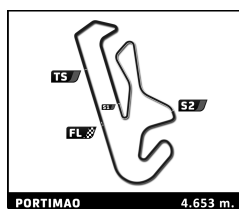
### Morning Test

## Sector Analysis

PORTIMAO 4.653 m.

Lap under Red Flag   Invalidated Lap   Personal Best   Session Best   Crossing the pit lane

Lap	D	Time	Sector 1	Sector 2	Sector 3	T. Spd	Elapsed	Lap	D	Time	Sector 1	Sector 2	Sector 3	T. Spd	Elapsed
41	1	1:46.857 <b>B</b>	31.654	31.794	43.409		1:53:37.446	<b>37</b> <b>COOL Racing</b> 1.Antoine DOQUIN 2.Josh SKELTON	1	1	12:01.672 <b>B</b>	...	35.979	48.940	12:01.672
42	2	3:13.694	2:04.010	31.061	38.623		1:56:51.140		2	1	3:22.020	2:09.306	33.095	39.619	15:23.692
43	2	<b>3:05.204 <b>B</b></b>	47.766	59.988	1:17.450		1:59:56.344		3	1	1:43.433	32.489	32.345	38.599	254.7
<b>33</b>		<b>CD Sport</b> 1.Michael JENSEN 2.Adam ETEKI					Ligier JS P320 - Nissan LMP3	4	1	1:41.703	31.782	31.693	38.228	259.0	18:48.828
1	2	12:34.521	...	44.606	40.434		12:34.521	5	1	1:42.635	31.627	32.492	38.516	260.2	20:31.463
2	2	1:46.663	32.519	31.855	42.289		14:21.184	6	1	1:42.413	31.724	32.422	38.267	258.4	22:13.876
3	2	1:41.282	31.902	31.307	38.073		16:02.466	7	1	1:41.115	31.615	31.354	38.146	260.9	23:54.991
4	2	1:41.755	31.951	31.561	38.243		17:44.221	8	1	1:40.907	31.607	31.185	38.115	264.7	25:35.898
5	2	1:47.565 <b>B</b>	31.555	31.575	44.435		19:31.786	9	1	1:40.747	31.214	31.444	38.089	264.1	27:16.645
6	2	4:13.527	3:04.362	31.243	37.922		23:45.313	10	1	1:49.740 <b>B</b>	32.585	32.060	45.095	262.8	29:06.385
7	2	1:41.394	31.227	32.046	38.121		25:26.707	11	2	5:28.457	4:11.374	36.910	40.173		34:34.842
8	2	1:40.172	31.348	31.219	37.605		27:06.879	12	2	1:47.129	36.414	32.265	38.450	250.6	36:21.971
9	2	1:42.872	31.877	32.258	38.737		28:49.751	13	2	1:42.464	32.159	31.822	38.483	255.9	38:04.435
10	2	1:40.222	31.381	30.987	37.854		30:29.973	14	2	1:41.208	31.774	31.591	37.843	259.6	39:45.643
11	2	1:46.352 <b>B</b>	<b>31.096</b>	31.632	43.624		32:16.325	15	2	1:40.475	31.416	31.112	37.947	257.1	41:26.118
12	1	6:46.106	5:25.076	36.829	44.201		39:02.431	16	2	1:40.833	31.443	31.115	38.275	256.5	43:06.951
13	1	1:54.105	35.388	36.388	42.329		40:56.536	17	2	1:40.238	31.288	31.373	37.577		44:47.189
14	1	1:50.955	35.997	33.760	41.198		42:47.491	18	2	1:40.371	31.380	31.316	37.675	258.4	46:27.560
15	1	1:45.154	33.170	32.485	39.499		44:32.645	19	2	1:40.003	31.431	30.989	37.583	262.1	48:07.563
16	1	1:44.543	33.052	32.673	38.818		46:17.188	20	2	1:51.425 <b>B</b>	31.419	30.980	49.026	266.0	49:58.988
17	1	2:18.190	32.492	1:06.187	39.511		48:35.378	21	1	4:44.244	3:31.124	33.524	39.596		54:43.232
18	1	1:50.016	36.654	34.276	39.086		50:25.394	22	1	1:41.952	32.167	31.665	38.120	255.3	56:25.184
19	1	1:43.168	32.291	32.120	38.757		52:08.562	23	1	1:42.128	32.770	31.414	37.944	259.6	58:07.312
20	1	1:43.643	32.554	32.241	38.848		53:52.205	24	1	1:40.702	31.390	31.594	37.718	257.8	59:48.014
21	1	1:54.096 <b>B</b>	33.722	32.775	47.599		55:46.301	25	1	1:41.222	31.821	31.493	37.908	259.6	1:01:29.236
22	1	7:44.289	6:32.806	32.523	38.960		1:03:30.590	26	1	1:40.154	31.336	31.134	37.684		1:03:09.390
23	1	1:58.910	33.598	32.823	52.489		1:05:29.500	27	1	1:42.106	31.716	32.495	37.895		1:04:51.496
24	1	1:42.953	32.642	32.016	38.295		1:07:12.453	28	1	1:41.493	31.426	32.466	37.601	263.4	1:06:32.989
25	1	1:47.268	32.380	35.411	39.477		1:08:59.721	29	1	1:40.076	31.251	31.277	37.548	260.2	1:08:13.065
26	1	1:46.018	33.917	33.064	39.037		1:10:45.739	30	1	1:40.627	31.597	31.030	38.000	262.8	1:09:53.692
27	1	1:42.943	32.287	32.022	38.634		1:12:28.682	31	1	1:42.680	33.345	31.459	37.876	260.2	1:11:36.372
28	1	1:44.438	32.623	33.280	38.535		1:14:13.120	32	1	1:40.199	31.006	31.292	37.901	257.1	1:13:16.571
29	1	<b>2:16.635 <b>B</b></b>	34.396	32.775	1:09.464		1:16:29.755	33	1	1:48.580 <b>B</b>	31.273	31.072	46.235	261.5	1:15:05.151
30	2	6:28.540	5:18.294	31.875	38.371		1:22:58.295	34	2	7:54.615	6:45.144	31.462	38.009		1:22:59.766
31	2	1:40.776	31.516	31.470	37.790		1:24:39.071	35	2	1:40.484	31.389	31.313	37.782	257.1	1:24:40.250
32	2	1:40.092	31.228	31.086	37.778		1:26:19.163	36	2	1:43.111	31.478	31.733	39.900	256.5	1:26:23.361
33	2	1:39.929	31.261	30.958	37.710		1:27:59.092	37	2	1:40.312	31.147	30.983	38.182	259.0	1:28:03.673
34	2	1:46.332 <b>B</b>	31.406	31.182	43.744		1:29:45.424	38	2	1:41.880	31.564	31.383	38.933	266.0	1:29:45.553
35	2	5:32.339	4:21.470	32.960	37.909		1:35:17.763	39	2	1:39.925	31.238	31.185	37.502	263.4	1:31:25.478
36	2	1:40.504	31.879	31.480	<b>37.145</b>		1:36:58.267	40	2	1:46.569	33.401	34.475	38.693	260.9	1:33:12.047
37	2	1:40.543	31.112	31.838	37.593		1:38:38.810	41	2	1:39.972	31.192	31.283	37.497	260.2	1:34:52.019
38	2	1:39.493	31.155	<b>30.696</b>	37.642		1:40:18.303	42	2	1:39.244	31.070	31.051	<b>37.123</b>	260.9	1:36:31.263
39	2	1:39.548	31.194	30.910	37.444		1:41:57.851	43	2	<b>1:39.026</b>	<b>30.967</b>	<b>30.763</b>	37.296		1:38:10.289
40	2	1:39.601	31.398	30.830	37.373		1:43:37.452	44	2	1:47.900 <b>B</b>	31.375	31.988	44.537	263.4	1:39:58.189
41	2	<b>1:39.488</b>	31.120	30.921	37.447		1:45:16.940	45	1	3:30.411	2:21.468	31.311	37.632		1:43:28.600
42	2	1:45.171 <b>B</b>	31.273	30.844	43.054		1:47:02.111	46	1	1:39.646	30.976	31.012	37.658	262.1	1:45:08.246
43	1	4:49.794	3:35.656	33.861	40.277		1:51:51.905	47	1	1:39.624	31.046	30.990	37.588	262.1	1:46:47.870
44	1	1:44.334	32.384	32.681	39.269		1:53:36.239	48	1	1:39.968	31.114	31.160	37.694	259.0	1:48:27.838
45	1	1:42.911	32.207	32.076	38.628		1:55:19.150	49	1	1:40.365	31.624	31.232	37.509	259.6	1:50:08.203
46	1	1:42.475	32.126	31.908	38.441		1:57:01.625	50	1	1:41.543	31.627	31.546	38.370	264.1	1:51:49.746
47	1	<b>3:21.800 <b>B</b></b>	57.614	1:04.437	1:19.749		2:00:23.425								



# MLMC Collective Test Day

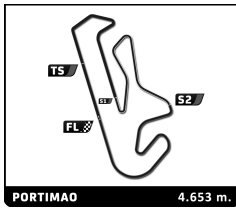
## Portimao Round

### Morning Test

PORTIMAO 4.653 m. Sector Analysis

Lap under Red Flag   Invalidated Lap   Personal Best   Session Best   B Crossing the pit lane

Lap	D	Time	Sector 1	Sector 2	Sector 3	T. Spd	Elapsed	Lap	D	Time	Sector 1	Sector 2	Sector 3	T. Spd	Elapsed
51	1	1:39.613	31.057	30.995	37.561	261.5	1:53:29.359	6	1	1:49.221	33.402	35.430	40.389		21:38.833
52	1	1:40.092	31.254	31.063	37.775	260.2	1:55:09.451	7	1	1:50.735	33.032	34.932	42.771		23:29.568
53	1	1:42.195	32.513	31.265	38.417	260.9	1:56:51.646	8	1	1:47.179	34.194	32.964	40.021		25:16.747
54	1	<b>3:06.189 B</b>	48.311	59.913	1:17.965	259.0	1:59:57.835	9	1	1:47.255	33.431	32.983	40.841		27:04.002
<b>55</b> Rinaldi Racing 1. Steve PARROW 2. Dominik SCHWAGER Duqueine M30 - D08 - Nissan LMP3								<b>10</b> 1 1:56.284 B 33.675 33.125 49.484 29:00.286 <b>11</b> 1 43:10.584 ... 33.815 39.840 1:12:10.870 <b>12</b> 1 1:47.549 34.963 32.545 40.041 1:13:58.419 <b>13</b> 1 1:44.084 32.715 32.223 39.146 1:15:42.503 <b>14</b> 1 <b>3:36.278 B</b> 1:01.188 1:02.672 1:32.418 1:19:18.781 <b>15</b> 1 4:22.020 3:07.376 35.335 39.309 1:23:40.801 <b>16</b> 1 1:43.317 32.179 31.874 39.264 1:25:24.118 <b>17</b> 1 3:25.848 B 2:02.081 36.701 47.066 1:28:49.966 <b>18</b> 1 5:38.651 4:19.432 37.505 41.714 1:34:28.617 <b>19</b> 1 1:47.857 35.326 32.857 39.674 1:36:16.474 <b>20</b> 1 1:43.066 32.484 31.395 39.187 1:37:59.540 <b>21</b> 1 1:41.793 32.080 31.760 37.953 1:39:41.333 <b>22</b> 1 1:45.868 31.925 32.675 41.268 1:41:27.201 <b>23</b> 1 1:41.594 31.855 31.810 <b>37.929</b> 1:43:08.795 <b>24</b> 1 1:41.506 31.669 31.328 38.509 1:44:50.301 <b>25</b> 1 1:44.845 32.336 32.304 40.205 1:46:35.146 <b>26</b> 1 1:52.627 34.702 37.371 40.554 1:48:27.773 <b>27</b> 1 1:42.598 32.627 31.599 38.372 1:50:10.371 <b>28</b> 1 1:41.969 31.749 31.357 38.863 1:51:52.340 <b>29</b> 1 1:49.685 33.931 32.977 42.777 1:53:42.025 <b>30</b> 1 1:41.889 31.672 <b>31.044</b> 39.173 1:55:23.914 <b>31</b> 1 <b>1:41.362</b> <b>31.406</b> 31.498 38.458 1:57:05.276 <b>32</b> 1 <b>3:28.774 B</b> 1:04.720 1:02.379 1:21.675 2:00:34.050							
<b>60</b> Phoenix Racing 1. Frank KRÄLING 2. Connor DE PHILLIPPI Ligier JS P320 - Nissan LMP3								<b>66</b> Rinaldi Racing 1. Alexander MATTSCHULL 2. Nicolas VARRONE Duqueine M30 - D08 - Nissan LMP3							
1	1	12:12.395	...	37.496	42.186		12:12.395	1	2	11:44.535	...	34.686	39.554		11:44.535
2	1	1:49.319	35.702	33.647	39.970		14:01.714	2	2	1:42.539	32.712	31.771	38.056		13:27.074
3	1	1:55.883	34.584	35.385	45.914		15:57.597	3	2	1:42.308	33.347	31.339	37.622		15:09.382
4	1	1:49.684	36.592	33.419	39.673		17:47.281	4	2	1:41.951	31.789	32.475	37.687		16:51.333
5	1	2:02.331	32.853	49.098	40.380		19:49.612	5	2	1:42.881	31.253	31.596	40.032		18:34.214
								6	2	1:49.754 B	31.682	30.992	47.080		20:23.968
								7	2	3:55.419	2:33.642	40.010	41.767		24:19.387
								8	2	1:39.839	31.466	30.936	37.437		25:59.226
								9	2	1:39.514	31.102	31.086	37.326		27:38.740
								10	2	1:48.023 B	31.164	31.442	45.417		29:26.763
								11	1	5:28.780	4:16.758	32.930	39.092		34:55.543
								12	1	1:44.900	33.687	32.425	38.788		36:40.443
								13	1	1:42.767	32.022	32.309	38.436		38:23.210
								14	1	1:41.780	31.693	31.951	38.136		40:04.990
								15	1	1:41.873	31.832	31.928	38.113		41:46.863
								16	1	1:41.414	31.492	31.623	38.299		43:28.277
								17	1	1:42.711	33.218	31.748	37.745		45:10.988
								18	1	1:43.741	32.419	32.418	38.904		46:54.729
								19	1	1:41.043	31.639	31.576	37.828		48:35.772
								20	1	1:56.599 B	34.681	32.038	49.880		50:32.371
								21	2	6:32.474	5:21.731	32.960	37.783		57:04.845
								22	2	1:41.077	31.584	31.062	38.431		58:45.922
								23	2	1:41.491	33.490	30.910	37.091		1:00:27.413



# MLMC Collective Test Day

## Portimao Round

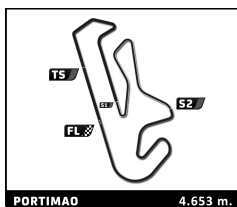
### Morning Test

## Sector Analysis

Lap under Red Flag											Invalidated Lap	Personal Best	Session Best	B Crossing the pit lane	
Lap	D	Time	Sector 1	Sector 2	Sector 3	T. Spd	Elapsed	Lap	D	Time	Sector 1	Sector 2	Sector 3	T. Spd	Elapsed
24	2	1:38.603	30.918	30.612	37.073		1:02:06.016	36	1	1:45.309	33.024	33.071	39.214	256.5	1:39:15.183
25	2	1:39.036	30.860	30.647	37.529		1:03:45.052	37	1	1:45.965	33.053	32.627	40.285		1:41:01.148
26	2	1:48.609 B	30.837	30.491	47.281		1:05:33.661	38	1	1:40.529	31.286	31.383	37.860	256.5	1:42:41.677
27	1	5:41.863	4:32.456	31.611	37.796		1:11:15.524	39	1	1:43.616	31.837	31.981	39.798	262.1	1:44:25.293
28	1	1:40.246	31.187	31.352	37.707		1:12:55.770	40	1	1:40.274	31.475	31.282	37.517	261.5	1:46:05.567
29	1	1:40.979	31.095	31.338	38.546		1:14:36.749	41	1	1:39.749	31.121	31.335	37.293	260.9	1:47:45.316
30	1	1:40.384	31.195	31.276	37.913		1:16:17.133	42	1	1:48.756 B	32.835	31.969	43.952	266.7	1:49:34.072
31	1	3:15.559 B	54.253	1:00.485	1:20.821		1:19:32.692	43	2	3:06.816	1:58.898	30.681	37.237		1:52:40.888
32	1	27:38.028 B					1:47:10.720	44	2	1:38.406	30.718	30.571	37.117	258.4	1:54:19.294
33	1	2:09.607	59.230	32.315	38.062		1:49:20.327	45	2	1:45.333	32.388	30.713	42.232	260.9	1:56:04.627
34	1	1:43.259	32.008	33.129	38.122		1:51:03.586	46	2	2:07.973 B	30.869	30.529	1:06.575	259.6	1:58:12.600
35	1	1:41.159	31.503	31.264	38.392		1:52:44.745								
36	1	1:40.987	31.706	31.496	37.785		1:54:25.732								
37	1	1:50.363	32.543	31.837	45.983		1:56:16.095								
38	1	2:05.997 B	31.554	32.695	1:01.748		1:58:22.092								

69		COOL Racing		Ligier JS P320 - Nissan LMP3											
		1.Maurice SMITH													
		2.Matt BELL													
1	2	11:32.328	...	33.994	39.447		11:32.328								
2	2	1:46.151	33.566	32.933	39.652	238.9	13:18.479								
3	2	1:41.538	32.127	31.307	38.104	254.7	15:00.017								
4	2	1:44.774	33.500	31.598	39.676		16:44.791								
5	2	1:40.433	31.845	31.257	37.331	259.6	18:25.224								
6	2	2:02.457 B	35.393	37.171	49.893	213.4	20:27.681								
7	2	8:00.662	6:52.007	31.015	37.640		28:28.343								
8	2	1:38.756	31.000	30.527	37.229	260.9	30:07.099								
9	2	1:39.358	30.926	30.698	37.734	262.1	31:46.457								
10	2	1:38.744	30.979	30.708	37.057	260.9	33:25.201								
11	2	1:45.323 B	31.169	30.689	43.465	262.8	35:10.524								
12	1	7:26.407	6:12.888	33.775	39.744		42:36.931								
13	1	1:44.017	32.922	32.569	38.526	254.7	44:20.948								
14	1	1:43.861	32.857	32.691	38.313		46:04.809								
15	1	1:42.767	32.264	32.345	38.158	259.6	47:47.576								
16	1	1:41.968	31.886	32.114	37.968	262.1	49:29.544								
17	1	1:42.317	31.776	32.211	38.330	259.6	51:11.861								
18	1	1:42.176	31.730	32.184	38.262	259.0	52:54.037								
19	1	1:42.480	31.809	32.380	38.291	262.1	54:36.517								
20	1	1:42.335	31.712	32.399	38.224	260.2	56:18.852								
21	1	1:40.997	31.660	31.551	37.786	264.1	57:59.849								
22	1	2:04.445 B	31.615	47.180	45.650	257.8	1:00:04.294								
23	1	10:49.241	9:33.935	34.638	40.668		1:10:53.535								
24	1	1:43.849	32.477	32.562	38.810	257.1	1:12:37.384								
25	1	1:42.968	31.857	32.691	38.420	259.6	1:14:20.352								
26	1	1:42.034	31.852	31.957	38.225	257.8	1:16:02.386								
27	1	3:26.763 B	1:07.137	1:00.103	1:19.523	81.7	1:19:29.149								
28	1	3:28.714	2:18.506	31.879	38.329		1:22:57.863								
29	1	1:41.847	31.559	31.723	38.565	259.0	1:24:39.710								
30	1	1:41.109	31.465	31.876	37.768	262.1	1:26:20.819								
31	1	1:42.254	31.542	31.907	38.805	263.4	1:28:03.073								
32	1	1:40.904	31.634	31.305	37.965		1:29:43.977								
33	1	1:40.992	31.459	31.676	37.857	262.8	1:31:24.969								
34	1	1:49.633 B	31.809	33.251	44.573	261.5	1:33:14.602								
35	1	4:15.272	3:03.024	33.328	38.920		1:37:29.874								

71		Team Virage		Ligier JS P320 - Nissan LMP3											
		1.Rob HODES													
		2.Mathis POULET													
1	2	11:52.123	...	38.068	45.875		11:52.123								
2	2	1:51.029	35.616	34.726	40.687		13:43.152								
3	2	1:46.382	33.617	33.421	39.344		15:29.534								
4	2	1:50.207	33.945	35.093	41.169		17:19.741								
5	2	1:42.960	32.583	32.132	38.245		19:02.701								
6	2	1:42.268	32.185	31.628	38.455		20:44.969								
7	2	1:42.167	32.278	31.785	38.104		22:27.136								
8	2	1:48.249 B	31.861	32.022	44.366		24:15.385								
9	1	5:12.558	4:00.440	33.217	38.901		29:27.943								
10	1	1:42.557	31.957	32.324	38.276		31:10.500								
11	1	1:42.931	31.914	32.243	38.774		32:53.431								
12	1	1:42.641	32.294	31.749	38.598		34:36.072								
13	1	1:53.925	33.868	32.050	48.007		36:29.997								
14	1	1:44.116	32.248	32.914	38.954		38:14.113								
15	1	1:43.077	32.397	32.017	38.663		39:57.190								
16	1	1:43.055	31.938	32.078	39.039		41:40.245								
17	1	1:50.859 B	33.173	32.623	45.063		43:31.104								
18	1	9:36.741	8:21.201	35.105	40.435		53:07.845								
19	1	1:44.368	32.805	32.580	38.983		54:52.213								
20	1	1:41.743	31.927	31.702	38.114		56:33.956								
21	1	1:42.147	31.926	31.796	38.425		58:16.103								
22	1	1:43.249	31.748	32.544	38.957		59:59.352								
23	1	1:41.632	31.828	31.753	38.051		1:01:40.984								
24	1	1:42.458	32.071	31.609	38.778		1:03:23.442								
25	1	1:42.103	32.425	31.634	38.044		1:05:05.545								
26	1	1:42.088	32.438	31.531	38.119		1:06:47.633								
27	1	1:58.364 B	39.704	34.019	44.641		1:08:45.997								
28	1	8:14.340 B					1:17:00.337								
29	2	6:50.198	5:34.604	33.785	41.809		1:23:50.535								
30	2	1:44.734	34.804	31.907	38.023		1:25:35.269								
31	2	1:41.017	31.645	31.530	37.842		1:27:16.286								
32	2	1:42.642	32.248	32.221	38.173		1:28:58.928								
33	2	1:41.293	32.446	31.323	37.524		1:30:40.221								
34	2	1:41.018	31.717	31.547	37.754		1:32:21.239								
35	2	1:41.305	31.593	31.234	38.478		1:34:02.544								
36	2	1:40.639	31.725	31.081	37.833		1:35:43.183								
37	2	1:42.480	33.481	31.412	37.587		1:37:25.663								
38	2	1:40.717	31.584	31.673	37.460		1:39:06.380								
39	2	1:40.046	31.352	31.048	37.646		1:40:46.426								



# MLMC Collective Test Day

## Portimao Round

### Morning Test

PORTIMAO 4.653 m. Sector Analysis

Lap under Red Flag   Invalidated Lap   Personal Best   Session Best   Crossing the pit lane

Lap	D	Time	Sector 1	Sector 2	Sector 3	T. Spd	Elapsed	Lap	D	Time	Sector 1	Sector 2	Sector 3	T. Spd	Elapsed
40	2	1:47.637 <b>B</b>	31.313	32.506	43.818		1:42:34.063	1	1	12:52.428	...	42.592	45.342		12:52.428
41	2	12:13.080	...	31.731	37.759		1:54:47.143	2	1	1:56.062	36.952	37.286	41.824	241.6	14:48.490
42	2	<b>1:39.745</b>	<b>31.270</b>	<b>31.037</b>	<b>37.438</b>		1:56:26.888	3	1	1:53.112	35.860	35.145	42.107	255.3	16:41.602
43	2	<b>2:32.117</b> <b>B</b>	31.763	41.878	1:18.476		1:58:59.005	4	1	2:14.683 <b>B</b>	37.898	36.863	59.922	242.7	18:56.285
<b>73</b> <b>TS Corse</b> 1. Pietro PECCENINI 2. Cian CAREY Duqueine M30 - D08 - Nissan LMP3															
1	2	17:36.361	...	36.911	42.042		17:36.361	5	1	4:03.618	2:46.750	35.313	41.555		22:59.903
2	2	1:52.140	34.100	34.847	43.193		19:28.501	6	1	1:54.624	37.890	34.857	41.877	250.6	24:54.527
3	2	1:46.393	33.273	33.626	39.494		21:14.894	7	1	1:48.877	34.658	34.284	39.935	257.1	26:43.404
4	2	1:44.415	32.496	33.107	38.812		22:59.309	8	1	1:48.303	33.784	34.492	40.027	256.5	28:31.707
5	2	1:45.585	33.409	32.824	39.352		24:44.894	9	1	1:48.933	34.950	33.895	40.088	254.7	30:20.640
6	2	1:43.400	32.188	32.734	38.478		26:28.294	10	1	1:46.230	33.571	33.119	39.540	257.1	32:06.870
7	2	1:43.462	32.148	32.581	38.733		28:11.756	11	1	1:46.527	33.646	33.282	39.599	256.5	33:53.397
8	2	1:42.752	31.980	32.241	38.531		29:54.508	12	1	1:45.554	33.180	33.088	39.286	255.9	35:38.951
9	2	1:42.279	31.857	32.226	38.196		31:36.787	13	1	1:45.155	32.800	32.612	39.743	259.0	37:24.106
10	2	1:42.039	31.991	31.973	38.075		33:18.826	14	1	1:44.716	32.985	32.752	38.979	259.6	39:08.822
11	2	1:41.985	31.734	32.118	38.133		35:00.811	15	1	1:50.085	32.877	34.979	42.229	259.6	40:58.907
12	2	2:00.888 <b>B</b>	34.378	32.862	53.648		37:01.699	16	1	1:52.660	34.739	36.204	41.717	255.9	42:51.567
13	2	13:25.199	...	36.875	39.442		50:26.898	17	1	1:46.338	33.790	32.954	39.594	262.1	44:37.905
14	2	1:42.884	32.482	31.993	38.409		52:09.782	18	1	1:44.814	33.120	32.611	39.083	255.9	46:22.719
15	2	1:42.716	32.081	31.919	38.716		53:52.498	19	1	1:44.645	32.762	32.754	39.129	259.6	48:07.364
16	2	1:42.344	32.370	31.976	37.998		55:34.842	20	1	2:02.124 <b>B</b>	34.637	32.713	54.774	252.9	50:09.488
17	2	1:41.115	31.595	31.628	37.892		57:15.957	21	2	4:43.572	3:26.296	33.617	43.659		54:53.060
18	2	1:41.169	31.338	31.663	38.168		58:57.126	22	2	1:43.284	32.618	32.141	38.525	254.7	56:36.344
19	2	1:40.891	31.432	31.604	37.855		1:00:38.017	23	2	1:43.044	32.068	32.042	38.934	262.1	58:19.388
20	2	1:40.738	31.340	31.511	37.887		1:02:18.755	24	2	1:44.731	32.543	33.821	38.367	257.1	1:00:04.119
21	2	1:40.284	31.405	31.376	37.503		1:03:59.039	25	2	1:42.298	32.106	31.879	38.313	263.4	1:01:46.417
22	2	<b>1:39.885</b>	31.081	31.317	<b>37.487</b>		1:05:38.924	26	2	1:44.405	33.035	32.933	38.437	262.1	1:03:30.822
23	2	1:40.740	31.612	<b>31.288</b>	37.840		1:07:19.664	27	2	1:59.278	32.543	32.131	54.604	266.0	1:05:30.100
24	2	1:40.129	<b>31.028</b>	31.300	37.801		1:08:59.793	28	2	2:01.047 <b>B</b>	37.373	32.551	51.123	236.8	1:07:31.147
25	2	1:50.969 <b>B</b>	32.153	33.561	45.255		1:10:50.762	29	1	16:23.703	...	42.732	48.253		1:23:54.850
26	1	12:10.434 <b>B</b>	...	35.557	55.420		1:23:01.196	30	1	1:51.912	36.190	35.552	40.170	246.0	1:25:46.762
27	1	2:19.803	1:02.144	35.979	41.680		1:25:20.999	31	1	1:46.619	33.780	33.161	39.678	256.5	1:27:33.381
28	1	1:50.071	34.959	34.296	40.816		1:27:11.070	32	1	1:44.814	33.006	32.751	39.057	259.0	1:29:18.195
29	1	1:52.964	34.458	37.526	40.980		1:29:04.034	33	1	1:44.231	32.442	32.825	38.964	257.1	1:31:02.426
30	1	1:47.470	34.273	33.071	40.126		1:30:51.504	34	1	1:43.681	32.546	32.605	38.530	256.5	1:32:46.107
31	1	1:46.658	34.091	32.893	39.674		1:32:38.162	35	1	1:43.426	32.288	32.595	38.543	262.8	1:34:29.533
32	1	1:46.533	33.714	33.071	39.748		1:34:24.695	36	1	1:42.922	32.336	32.379	38.207	260.9	1:36:12.455
33	1	1:45.451	33.257	32.845	39.349		1:36:10.146	37	1	1:43.512	32.355	32.729	38.428	260.2	1:37:55.967
34	1	1:44.938	33.242	32.611	39.085		1:37:55.084	38	1	1:43.342	32.979	31.946	38.417	259.6	1:39:39.309
35	1	1:54.791	35.762	35.440	43.589		1:39:49.875	39	1	1:42.713	32.089	32.185	38.439	261.5	1:41:22.022
36	1	2:01.586 <b>B</b>	33.402	37.315	50.869		1:41:51.461	40	1	2:00.044 <b>B</b>	35.610	34.523	49.911	260.9	1:43:22.066
37	1	5:22.388	4:02.845	37.354	42.189		1:47:13.849	41	2	4:01.444	2:50.471	32.514	38.459		1:47:23.510
38	1	1:45.315	33.732	32.602	38.981	253.5	1:48:59.164	42	2	1:44.443	33.266	32.729	38.448	262.8	1:49:07.953
39	1	1:44.925	33.510	32.437	38.978	256.5	1:50:44.089	43	2	1:42.113	32.059	31.839	38.215	260.2	1:50:50.066
40	1	1:50.766	32.572	35.950	42.244		1:52:34.855	44	2	1:41.641	31.715	31.749	38.177	262.1	1:52:31.707
41	1	1:42.865	32.036	32.101	38.728	258.4	1:54:17.720	45	2	1:41.182	31.634	31.576	37.972	262.1	1:54:12.889
42	1	1:52.344	36.213	34.034	42.097	257.1	1:56:10.064	46	2	<b>1:40.875</b>	<b>31.461</b>	<b>31.452</b>	<b>37.962</b>	261.5	1:55:53.764
43	1	<b>2:08.758</b> <b>B</b>	34.287	32.589	1:01.882	250.6	1:58:18.822	47	2	<b>2:13.772</b> <b>B</b>	31.591	31.866	1:10.315	258.4	1:58:07.536

**77** **Team Thor**  
1. Audunn GUDMUNDSSON  
2. Thomas ASHTON  
Ligier JS P320 - Nissan  
LMP3