

MLMC Collective Test Day

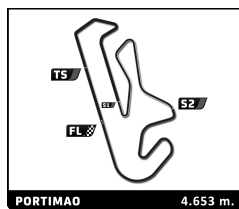
Portimao Round

Afternoon Test

PORTIMAO 4.653 m. Sector Analysis

Lap under Red Flag Invalidated Lap Personal Best Session Best B Crossing the pit lane

Lap	D	Time	Sector 1	Sector 2	Sector 3	T. Spd	Elapsed	Lap	D	Time	Sector 1	Sector 2	Sector 3	T. Spd	Elapsed
2 Pzoberer Zürichsee by TFT Porsche 911 GT3 R GT3								22 1 6:26.700 5:12.765 33.879 40.056 50:38.381							
1.Nicolas LEUTWILER								23 1 1:42.546 32.678 31.596 38.272 257.8 52:20.927							
2.Julien ANDLAUER								24 1 1:41.098 31.568 31.403 38.127 264.1 54:02.025							
1	1	4:27.291	3:09.278	36.426	41.587		4:27.291	25	1	1:43.518	31.914	32.675	38.929	266.7	55:45.543
2	1	1:48.839	35.777	33.075	39.987	225.5	6:16.130	26	1	1:43.471	32.495	32.568	38.408	259.6	57:29.014
3	1	1:46.577	33.408	33.088	40.081	252.9	8:02.707	27	1	1:41.299	31.937	31.341	38.021	260.2	59:10.313
4	1	1:44.588	32.769	32.341	39.478	254.7	9:47.295	28	1	1:41.500	31.959	31.530	38.011	260.9	1:00:51.813
5	1	1:44.377	32.738	32.404	39.235	255.9	11:31.672	5 Phoenix Racing Ligier JS P320 - Nissan LMP3							
6	1	1:45.348	32.744	32.488	40.116	255.3	13:17.020	1.John LOGGIE							
7	1	1:45.030	33.099	32.475	39.456	253.5	15:02.050	2.Mathias BECHE							
8	1	1:44.194	32.425	32.392	39.377	257.1	16:46.244	1	1	4:38.856	3:18.973	36.163	43.720		4:38.856
9	1	1:58.142 B	33.642	35.152	49.348	256.5	18:44.386	2	1	1:47.261	34.418	32.961	39.882	234.8	6:26.117
10	2	3:39.073	2:26.033	32.156	40.884		22:23.459	3	1	1:43.798	32.657	32.487	38.654	260.2	8:09.915
11	2	1:43.879	32.481	31.837	39.561	254.7	24:07.338	4	1	1:42.584	32.026	32.082	38.476	257.1	9:52.499
12	2	1:43.143	32.422	31.702	39.019	255.3	25:50.481	5	1	1:56.096 B	32.010	31.870	52.216	259.6	11:48.595
13	2	1:44.750	32.654	32.399	39.697	253.5	27:35.231	6	1	3:31.617	2:13.899	35.975	41.743		15:20.212
14	2	1:43.392	32.435	31.824	39.133	254.7	29:18.623	7	1	1:51.943	33.604	34.998	43.341	256.5	17:12.155
15	2	1:43.257	32.259	31.822	39.176	255.3	31:01.880	8	1	1:43.808	33.366	32.052	38.390	244.3	18:55.963
16	2	1:49.146 B	32.311	31.825	45.010	254.1	32:51.026	9	1	1:40.757	31.675	31.498	37.584	259.6	20:36.720
17	2	5:35.021	4:23.762	31.993	39.266		38:26.047	10	1	1:41.305	31.821	31.705	37.779	262.8	22:18.025
18	2	1:47.920	32.519	34.446	40.955	254.7	40:13.967	11	1	1:40.123	31.249	31.221	37.653	262.1	23:58.148
19	2	1:42.835	32.274	31.637	38.924	253.5	41:56.802	12	1	1:50.140 B	31.303	31.440	47.397	264.1	25:48.288
20	2	2:21.383 B	32.619	32.252	1:16.512	253.5	44:18.185	13	1	4:04.023	2:54.373	31.100	38.550		29:52.311
21	1	6:57.909	5:40.369	36.183	41.357		51:16.094	14	1	1:38.528	30.889	30.595	37.044	262.1	31:30.839
22	1	1:48.360	33.265	32.922	42.173	252.3	53:04.454	15	1	1:45.042 B	30.890	31.430	42.722	263.4	33:15.881
23	1	1:47.032	33.864	32.240	40.928	252.3	54:51.486	16	2	4:50.993	3:39.913	30.971	40.109		38:06.874
24	1	1:51.230	36.588	32.653	41.989	254.7	56:42.716	17	2	1:39.639	30.818	31.687	37.134	258.4	39:46.513
25	1	1:44.208	32.460	32.257	39.491	254.7	58:26.924	18	2	1:44.115 B	30.860	30.344	42.911	260.2	41:30.628
26	1	1:44.147	32.772	32.079	39.296	253.5	1:00:11.071	19	1	9:07.986	7:43.874	37.281	46.831		50:38.614
3 DKR Engineering Duqueine M30 - D08 - Nissan LMP3								20							
1.Kris COOLS								1							
2.François KIRMANN								2							
1	1	6:52.503	5:35.536	33.708	43.259		6:52.503	21	1	1:40.287	31.589	31.127	37.571	258.4	54:11.676
2	1	1:44.611	32.733	32.809	39.069	264.1	8:37.114	22	1	1:40.239	31.258	31.214	37.767	260.9	55:51.915
3	1	1:45.110	32.640	33.691	38.779	260.2	10:22.224	23	1	1:40.393	31.338	31.189	37.866	262.8	57:32.308
4	1	1:43.719	32.699	32.186	38.834	260.9	12:05.943	24	1	1:40.875	31.929	31.321	37.625	264.7	59:13.183
5	1	1:43.831	32.512	32.227	39.092	259.6	13:49.774	25	1	1:39.904	31.446	31.095	37.363	264.7	1:00:53.087
6	1	1:44.554	32.484	33.296	38.774	260.2	15:34.328	6 ANS Team JSE Management Ligier JS P320 - Nissan LMP3							
7	1	1:42.696	32.299	31.815	38.582	262.1	17:17.024	1.Jonathan BROSSARD							
8	1	1:43.028	32.182	32.080	38.766	262.1	19:00.052	2.Nicolas SCHATZ							
9	1	1:44.385	33.043	32.858	38.484	262.1	20:44.437	1	2	3:41.290	2:27.036	34.364	39.890		3:41.290
10	1	1:42.473	32.070	31.919	38.484	262.8	22:26.910	2	2	1:44.442	34.091	31.976	38.375	251.7	5:25.732
11	1	1:51.636 B	32.336	32.241	47.059	260.2	24:18.546	3	2	1:43.899	33.094	31.669	39.136	255.9	7:09.631
12	2	4:01.027	2:50.617	32.043	38.367		28:19.573	4	2	1:40.506	31.592	31.106	37.808	256.5	8:50.137
13	2	1:41.858	31.608	31.760	38.490	266.7	30:01.431	5	2	1:41.202	31.403	32.105	37.694	259.6	10:31.339
14	2	1:43.114	31.909	32.622	38.583	268.0	31:44.545	6	2	1:39.937	31.317	31.070	37.550	259.6	12:11.276
15	2	1:42.011	31.898	31.852	38.261	263.4	33:26.556	7	2	1:39.503	31.317	30.923	37.263	259.6	13:50.779
16	2	1:42.640	32.306	32.006	38.328	263.4	35:09.196	8	2	1:46.860 B	32.054	31.224	43.582	261.5	15:37.639
17	2	1:41.920	31.845	31.831	38.244	262.1	36:51.116	9	1	4:26.955	3:12.195	34.055	40.705		20:04.594
18	2	1:41.423	31.543	31.781	38.099	261.5	38:32.539	10	1	1:45.999	33.544	32.759	39.696	237.9	21:50.593
19	2	1:42.275	31.774	32.165	38.336	262.8	40:14.814	11	1	1:43.465	32.446	32.082	38.937	255.3	23:34.058
20	2	1:42.741	32.153	32.256	38.332	261.5	41:57.555	12	1	1:43.641	32.889	31.810	38.942	257.8	25:17.699
21	2	2:14.126 B	32.122	32.415	1:09.589	261.5	44:11.681	13	1	2:19.810	32.312	1:04.789	42.709	257.8	27:37.509
								14	1	1:44.187	32.418	32.307	39.462	255.9	29:21.696
								15	1	1:52.178 B	32.488	32.025	47.665	254.1	31:13.874



MLMC Collective Test Day

Portimao Round

Afternoon Test

PORTIMAO 4.653 m. Sector Analysis

Lap under Red Flag Invalidated Lap Personal Best Session Best Crossing the pit lane

Lap	D	Time	Sector 1	Sector 2	Sector 3	T. Spd	Elapsed	Lap	D	Time	Sector 1	Sector 2	Sector 3	T. Spd	Elapsed
16	1	3:24.515	2:11.450	32.890	40.175		34:38.389	7	1	1:45.302	32.755	32.463	40.084	252.3	16:04.473
17	1	1:44.902	32.560	32.493	39.849	255.9	36:23.291	8	1	1:43.970	32.699	32.072	39.199	255.3	17:48.443
18	1	1:45.954	33.872	32.104	39.978	247.1	38:09.245	9	1	1:55.382	32.885	37.008	45.489	253.5	19:43.825
19	1	1:45.405	32.428	32.079	40.898	256.5	39:54.650	10	1	1:43.976	32.628	32.191	39.157	254.1	21:27.801
20	1	1:44.626	33.486	31.858	39.282	257.1	41:39.276	11	1	1:51.733 B	32.736	32.281	46.716	253.5	23:19.534
21	1	2:00.015 B	32.052	31.887	56.076	255.9	43:39.291	12	1	5:23.549	4:11.268	32.677	39.604		28:43.083
22	1	7:46.995	6:33.664	33.331	40.000		51:26.286	13	1	1:43.696	32.286	32.424	38.986	252.9	30:26.779
23	1	1:46.869	34.293	32.782	39.794	252.9	53:13.155	14	1	1:43.350	32.483	31.862	39.005	253.5	32:10.129
24	1	1:43.454	32.429	32.041	38.984	250.6	54:56.609	15	1	1:43.104	32.418	31.660	39.026	253.5	33:53.233
25	1	1:47.297	33.195	34.045	40.057	242.7	56:43.906	16	1	1:42.920	32.305	31.695	38.920	254.1	35:36.153
26	1	1:43.053	32.208	32.005	38.840	254.1	58:26.959	17	1	1:42.963	32.387	31.633	38.943	253.5	37:19.116
27	1	1:44.394	33.457	32.026	38.911	255.9	1:00:11.353	18	1	1:43.348	32.341	31.910	39.097	252.9	39:02.464

7 Nielsen Racing
 1. Anthony WELLS
 2. Colin NOBLE
 Ligier JS P320 - Nissan LMP3

1	1	4:06.909	2:49.787	35.581	41.541		4:06.909
2	1	1:45.436	34.001	32.626	38.809	247.1	5:52.345
3	1	1:42.816	32.744	31.820	38.252	253.5	7:35.161
4	1	1:43.956	33.757	31.976	38.223	258.4	9:19.117
5	1	1:41.360	31.817	31.440	38.103	259.6	11:00.477
6	1	1:40.609	31.723	31.218	37.668	259.0	12:41.086
7	1	1:43.821	32.023	31.126	40.672	259.6	14:24.907
8	1	1:40.327	31.506	31.138	37.683	259.0	16:05.234
9	1	1:46.117	32.545	34.064	39.508	264.1	17:51.351
10	1	1:44.438	32.165	32.208	40.065	259.6	19:35.789
11	1	1:51.023 B	31.870	31.657	47.496	259.6	21:26.812
12	1	3:30.855	2:18.574	32.584	39.697		24:57.667
13	1	1:51.482	31.739	31.959	47.784	259.6	26:49.149
14	1	1:49.471 B	32.169	30.917	46.385	256.5	28:38.620
15	2	3:23.383	2:15.349	30.747	37.287		32:02.003
16	2	1:39.007	30.960	30.677	37.370	261.5	33:41.010
17	2	1:39.558	31.039	30.546	37.973	259.6	35:20.568
18	2	1:40.735	32.538	30.788	37.409	263.4	37:01.303
19	2	1:38.966	30.915	30.449	37.602	259.0	38:40.269
20	2	1:39.050	30.885	30.528	37.637	260.2	40:19.319
21	2	1:39.346	31.216	30.584	37.546	260.2	41:58.665
22	2	2:07.805 B	31.315	32.523	1:03.967	261.5	44:06.470
23	2	6:17.807	5:07.061	31.826	38.920		50:24.277
24	2	1:40.490	31.439	31.316	37.735	258.4	52:04.767
25	2	1:40.381	31.483	30.738	38.160	261.5	53:45.148
26	2	1:40.040	31.645	30.624	37.771	261.5	55:25.188
27	2	1:38.926	31.037	30.504	37.385	257.8	57:04.114
28	2	1:39.105	31.078	30.468	37.559	259.6	58:43.219
29	2	1:38.808	30.848	30.544	37.416	260.2	1:00:22.027

8 Iron Lynx
 1. Gabriele LANCIERI
 2. Paolo RUBERTI
 Ferrari 488 GT3 GT3

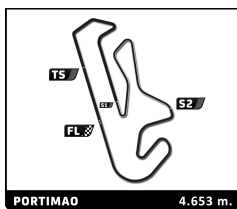
1	1	5:28.494	4:04.225	38.210	46.059		5:28.494
2	1	1:50.993	35.871	35.246	39.876	249.4	7:19.487
3	1	1:45.311	32.914	32.551	39.846	252.3	9:04.798
4	1	1:45.195	33.431	32.270	39.494	251.7	10:49.993
5	1	1:44.639	32.727	32.360	39.552	253.5	12:34.632
6	1	1:44.539	32.883	32.200	39.456	252.9	14:19.171

9 Iron Lynx
 1. Manuela GOSTNER
 2. Doriane PIN
 Ferrari 488 GT3 GT3

1	2	5:22.276	4:03.439	36.166	42.671		5:22.276
2	2	1:48.296	33.852	33.222	41.222	245.5	7:10.572
3	2	1:45.902	33.029	32.871	40.002	251.2	8:56.474
4	2	1:44.965	32.963	32.371	39.631	252.3	10:41.439
5	2	1:44.512	32.771	32.238	39.503	253.5	12:25.951
6	2	1:44.555	32.859	32.325	39.371	253.5	14:10.506
7	2	1:52.538 B	32.689	32.221	47.628	254.7	16:03.044
8	1	7:45.814	6:29.727	34.945	41.142		23:48.858
9	1	1:49.212	33.476	33.130	42.606	250.0	25:38.070
10	1	1:50.570	34.491	34.524	41.555	247.7	27:28.640
11	1	1:59.987 B	34.657	34.824	50.506	249.4	29:28.627
12	1	3:53.069	2:28.353	39.717	44.999		33:21.696
13	1	2:03.261	43.092	37.311	42.858	196.0	35:24.957
14	1	1:48.371	33.814	33.224	41.333	249.4	37:13.328
15	1	1:49.136	33.931	34.007	41.198	248.3	39:02.464
16	1	1:47.807	33.495	32.645	41.667	241.1	40:50.271
17	1	1:47.326	33.536	32.776	41.014	247.7	42:37.597
18	1	3:13.145 B	54.587	1:00.216	1:18.342	185.6	45:50.742
19	2	5:01.538	3:46.715	33.544	41.279		50:52.280
20	2	1:50.280 B	32.900	32.201	45.179	250.6	52:42.560
21	2	2:59.563	1:41.580	36.305	41.678		55:42.123
22	2	1:49.593	34.555	34.116	40.922	250.0	57:31.716
23	2	1:45.736	33.889	32.265	39.582	251.7	59:17.452
24	2	1:42.783	32.149	31.649	38.985	255.3	1:01:00.235

11 WTM Powered by Phoenix
 1. Leonard WEISS
 2. Thorsten KRATZ
 Duqueine M30 - D08 - Nissan LMP3

1	1	4:45.116	3:27.113	36.853	41.150		4:45.116
2	1	1:45.784	33.755	32.333	39.696	251.2	6:30.900



MLMC Collective Test Day

Portimao Round

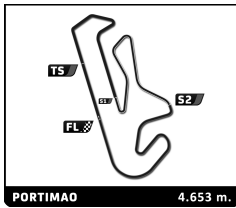
Afternoon Test

Sector Analysis

PORTIMAO 4.653 m.

Lap under Red Flag Invalidated Lap Personal Best Session Best B Crossing the pit lane

Lap	D	Time	Sector 1	Sector 2	Sector 3	T. Spd	Elapsed	Lap	D	Time	Sector 1	Sector 2	Sector 3	T. Spd	Elapsed							
3	1	1:41.827	32.220	31.416	38.191	262.8	8:12.727	26	1	1:43.546	31.540	31.578	40.428	257.8	55:47.794							
4	1	1:41.001	31.729	31.205	38.067	263.4	9:53.728	27	1	1:43.910	33.122	31.985	38.803	227.4	57:31.704							
5	1	1:41.913	31.600	31.305	39.008	264.7	11:35.641	28	1	1:43.182	31.973	32.484	38.725	255.9	59:14.886							
6	1	1:40.169	31.376	30.812	37.981	266.0	13:15.810	29	1	1:41.876	31.939	31.293	38.644	258.4	1:00:56.762							
7	1	1:40.963	31.597	31.461	37.905	265.4	14:56.773	16 Team Virage Ligier JS P320 - Nissan 1.Sacha LEHMANN LMP3 2.Miguel CRISTÓVÃO														
8	1	1:39.845	31.244	30.892	37.709	266.7	16:36.618	1	1	4:12.974	2:54.534	36.542	41.898		4:12.974							
9	1	1:47.474 B	31.333	31.172	44.969	266.0	18:24.092	2	1	1:51.301	35.380	34.851	41.070	203.0	6:04.275							
10	1	4:34.425	3:22.620	33.449	38.356		22:58.517	3	1	1:52.235	35.097	36.042	41.096	209.3	7:56.510							
11	1	1:43.077	32.612	32.175	38.290	260.9	24:41.594	4	1	1:55.159	35.715	34.612	44.832	211.8	9:51.669							
12	1	1:44.401	32.718	31.700	39.983	262.1	26:25.995	5	1	1:54.976	37.937	36.402	40.637	201.1	11:46.645							
13	1	1:41.287	31.553	31.815	37.919	264.7	28:07.282	6	1	1:40.698	31.650	31.181	37.867	259.0	13:27.343							
14	1	1:41.264	31.339	30.764	39.161	263.4	29:48.546	7	1	1:42.360	32.675	31.597	38.088	260.9	15:09.703							
15	1	1:40.082	31.285	31.037	37.760	263.4	31:28.628	8	1	1:40.272	31.518	31.290	37.464	262.8	16:49.975							
16	1	1:40.100	31.350	30.990	37.760	265.4	33:08.728	9	1	1:50.438 B	31.434	32.167	46.837	262.8	18:40.413							
17	1	1:46.837 B	31.321	30.903	44.613	266.0	34:55.565	10	2	6:11.131	4:54.373	37.424	39.334		24:51.544							
18	2	5:13.022	4:02.602	31.902	38.518		40:08.587	11	2	1:41.717	31.915	31.705	38.097	253.5	26:33.261							
19	2	1:43.254	31.984	32.419	38.851	261.5	41:51.841	12	2	1:42.294	32.107	31.812	38.375	258.4	28:15.555							
20	2	2:04.780 B	31.584	31.702	1:01.494	260.2	43:56.621	13	2	1:45.163	33.682	32.266	39.215	259.6	30:00.718							
21	2	6:26.623	5:15.938	32.171	38.514		50:23.244	14	2	1:41.841	31.947	31.677	38.217	259.0	31:42.559							
22	2	1:40.974	31.499	31.214	38.261	260.9	52:04.218	15	2	1:41.102	31.369	31.578	38.155	261.5	33:23.661							
23	2	1:40.514	31.403	31.010	38.101	263.4	53:44.732	16	2	1:41.116	31.644	31.407	38.065	264.1	35:04.777							
24	2	1:41.763	31.819	31.742	38.202	261.5	55:26.495	17	2	1:40.842	31.390	31.585	37.867	262.1	36:45.619							
25	2	1:41.738	32.176	31.204	38.358	269.3	57:08.233	18	2	1:40.996	31.439	31.465	38.092	259.6	38:26.615							
26	2	1:39.956	31.261	30.812	37.883	264.7	58:48.189	19	2	1:44.934	32.912	33.294	38.728	263.4	40:11.549							
27	2	1:40.958	32.147	30.949	37.862	266.0	1:00:29.147	20	2	1:40.847	31.164	31.754	37.929	260.2	41:52.396							
15 RLR MSport Ligier JS P320 - Nissan 1.Horst Jr FELBERMAYR LMP3 2.Tommy FOSTER								21								2	2:09.261 B	31.736	32.842	1:04.683	262.1	44:01.657
1	1	5:37.347	4:22.137	34.622	40.588		5:37.347	22	1	6:37.839	5:24.374	33.711	39.754		50:39.496							
2	1	1:45.543	33.960	32.244	39.339	251.7	7:22.890	23	1	1:44.466	33.702	31.555	39.209	255.9	52:23.962							
3	1	1:41.956	31.743	31.880	38.333	258.4	9:04.846	24	1	1:43.357	32.379	32.433	38.545	254.1	54:07.319							
4	1	1:42.793	32.560	31.707	38.526	257.8	10:47.639	25	1	1:40.290	31.230	30.882	38.178	259.6	55:47.609							
5	1	1:42.243	31.957	31.708	38.578	259.0	12:29.882	26	1	1:42.508	31.363	32.228	38.917	256.5	57:30.117							
6	1	1:41.736	31.968	31.360	38.408	257.8	14:11.618	27	1	1:42.408	31.367	31.489	39.552	261.5	59:12.525							
7	1	1:44.015	32.037	32.408	39.570	259.0	15:55.633	28	1	1:39.784	31.076	31.008	37.700	262.8	1:00:52.309							
8	1	1:42.168	31.868	32.135	38.165	258.4	17:37.801	17 IDEC Sport Ligier JS P320 - Nissan 1.Patrice LAFARGUE LMP3 2.Dimitri ENJALBERT														
9	1	1:40.579	31.492	30.912	38.175	258.4	19:18.380	1	2	4:21.108	3:06.199	34.634	40.275		4:21.108							
10	1	1:40.624	31.570	31.065	37.989	258.4	20:59.004	2	2	1:40.364	31.674	30.887	37.803	254.7	6:01.472							
11	1	1:40.800	31.584	31.080	38.136	258.4	22:39.804	3	2	1:38.807	31.099	30.530	37.178	259.0	7:40.279							
12	1	1:41.902	31.759	31.737	38.406	257.1	24:21.706	4	2	1:43.534	31.116	31.322	41.096	260.2	9:23.813							
13	1	1:54.765 B	31.947	31.356	51.462	257.1	26:16.471	5	2	1:38.893	31.053	30.666	37.174	259.6	11:02.706							
14	2	3:42.990	2:33.124	32.056	37.810		29:59.461	6	2	1:45.440 B	31.142	30.641	43.657	259.6	12:48.146							
15	2	1:40.416	31.477	30.991	37.948	260.9	31:39.877	7	2	5:25.134	4:15.201	30.683	39.250		18:13.280							
16	2	1:40.582	31.604	30.885	38.093	261.5	33:20.459	8	2	1:39.863	31.314	30.632	37.917	259.6	19:53.143							
17	2	1:40.213	32.160	30.774	37.279	260.2	35:00.672	9	2	1:39.265	31.314	30.474	37.477	259.6	21:32.408							
18	2	1:39.258	31.338	30.789	37.131	262.1	36:39.930	10	2	1:48.222 B	31.620	30.718	45.884	259.6	23:20.630							
19	2	1:40.515	31.041	30.927	38.547	259.0	38:20.445	11	1	4:20.969	3:05.018	34.041	41.910		27:41.599							
20	2	1:40.453	31.048	30.953	38.452	260.9	40:00.898	12	1	1:46.220	33.658	32.686	39.876	251.7	29:27.819							
21	2	1:40.972	31.116	32.123	37.733	260.2	41:41.870	13	1	1:45.647	32.983	32.716	39.948	254.1	31:13.466							
22	2	1:50.826 B	31.000	30.723	49.103	259.6	43:32.696	14	1	1:44.863	32.920	32.336	39.607	254.1	32:58.329							
23	1	7:07.783	5:56.943	32.098	38.742		50:40.479	15	1	1:45.646	33.034	32.930	39.682	255.9	34:43.975							
24	1	1:41.860	32.163	31.249	38.448	256.5	52:22.339															
25	1	1:41.909	31.685	31.823	38.401	259.0	54:04.248															



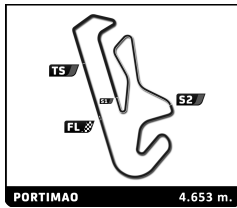
MLMC Collective Test Day

Portimao Round

Afternoon Test

Sector Analysis

Lap under Red Flag												Invalidated Lap												Personal Best												Session Best												Crossing the pit lane											
Lap	D	Time	Sector 1	Sector 2	Sector 3	T. Spd	Elapsed	Lap	D	Time	Sector 1	Sector 2	Sector 3	T. Spd	Elapsed	Lap	D	Time	Sector 1	Sector 2	Sector 3	T. Spd	Elapsed	Lap	D	Time	Sector 1	Sector 2	Sector 3	T. Spd	Elapsed	Lap	D	Time	Sector 1	Sector 2	Sector 3	T. Spd	Elapsed																				
16	1	1:46.408	32.416	32.789	41.203	257.1	36:30.383	22	1	7:46.435	6:33.866	32.981	39.588		50:51.039																																												
17	1	1:45.351	32.780	32.204	40.367	252.9	38:15.734	23	1	1:43.531	32.466	31.876	39.189	257.1	52:34.570																																												
18	1	1:46.417	33.724	32.270	40.423	250.6	40:02.151	24	1	1:44.144	32.681	32.412	39.051	255.9	54:18.714																																												
19	1	1:55.150 B	34.828	32.533	47.789	257.1	41:57.301	25	1	1:43.951	32.524	32.254	39.173	256.5	56:02.665																																												
20	1	9:25.808	8:11.902	33.185	40.721		51:23.109	26	1	1:44.070	32.587	32.273	39.210	257.8	57:46.735																																												
21	1	1:43.743	32.796	31.870	39.077	251.7	53:06.852	27	1	1:43.677	32.402	31.988	39.287	257.8	59:30.412																																												
22	1	1:44.852	32.296	31.869	40.687	255.3	54:51.704	28	1	1:45.115	32.288	32.763	40.064	259.6	1:01:15.527																																												
23	1	1:47.584	35.348	32.368	39.868	258.4	56:39.288																																																				
24	1	1:45.022	33.528	32.245	39.249	233.3	58:24.310																																																				
25	1	1:43.077	32.118	31.899	39.060	255.9	1:00:07.387																																																				
18	Mühlner Motorsport 1.Ugo DE WILDE 2.John FALB Duqueine M30 - D08 - Nissan LMP3																																																										
1	2	5:36.759	4:18.508	37.058	41.193		5:36.759	1	2	4:30.733	3:14.299	34.613	41.821		4:30.733																																												
2	2	1:50.083	36.537	33.132	40.414	210.5	7:26.842	2	2	1:49.417	34.505	34.045	40.867	251.7	6:20.150																																												
3	2	1:43.998	32.687	32.361	38.950	259.0	9:10.840	3	2	1:45.722	33.481	32.914	39.327	255.9	8:05.872																																												
4	2	1:49.885 B	32.452	32.056	45.377	262.1	11:00.725	4	2	1:49.916 B	32.202	32.297	45.417	258.4	9:55.788																																												
5	2	3:58.376	2:46.399	33.285	38.692		14:59.101	5	2	4:45.511	3:34.630	32.050	38.831		14:41.299																																												
6	2	1:41.558	31.753	31.615	38.190	265.4	16:40.659	6	2	1:41.893	32.162	31.655	38.076	263.4	16:23.192																																												
7	2	1:41.667	31.543	31.986	38.138	265.4	18:22.326	7	2	1:41.442	31.834	31.614	37.994	264.1	18:04.634																																												
8	2	1:42.441	31.518	31.434	39.489	264.7	20:04.767	8	2	1:42.028	31.524	31.814	38.690	263.4	19:46.662																																												
9	2	1:41.834	32.261	31.525	38.048	257.8	21:46.601	9	2	1:41.775	31.685	31.922	38.168	265.4	21:28.437																																												
10	2	1:41.258	31.549	31.342	38.367	263.4	23:27.859	10	2	1:56.344 B	32.540	32.565	51.239	266.7	23:24.781																																												
11	2	1:46.824 B	31.686	31.536	43.602	263.4	25:14.683	11	2	5:10.081	3:59.010	32.435	38.636		28:34.862																																												
12	2	11:38.404	...	34.439	41.615		36:53.087	12	2	1:40.877	31.733	31.369	37.775	259.0	30:15.739																																												
13	2	1:48.569	32.725	31.612	44.232	255.9	38:41.656	13	2	1:40.449	31.392	31.026	38.031	262.8	31:56.188																																												
14	2	1:40.552	31.252	31.357	37.943	262.1	40:22.208	14	2	1:39.812	31.115	31.344	37.353	264.1	33:36.000																																												
15	2	1:40.196	31.469	31.052	37.675	252.9	42:02.404	15	2	1:41.879	31.233	32.702	37.944	264.1	35:17.879																																												
16	2	2:05.196 B	31.293	31.204	1:02.699	262.1	44:07.600	16	2	1:39.775	31.099	31.209	37.467	264.1	36:57.654																																												
17	2	1:40.552	31.252	31.357	37.943	262.1	40:22.208	17	2	1:49.966 B	30.993	31.661	47.312	262.8	38:47.620																																												
18	2	11:36.073	50:23.693	18	2	11:36.073	...	32.172	38.554		50:23.693																																												
19	2	1:41.862	31.759	31.424	38.679	261.5	52:05.555	19	2	1:41.862	31.759	31.424	38.679	261.5	52:05.555																																												
20	2	1:40.095	31.284	31.309	37.502	264.1	53:45.650	20	2	1:40.095	31.284	31.309	37.502	264.1	53:45.650																																												
21	2	1:40.980	31.655	31.613	37.712	263.4	55:26.630	21	2	1:40.980	31.655	31.613	37.712	263.4	55:26.630																																												
22	2	1:40.048	31.388	31.032	37.628	269.3	57:06.678	22	2	1:40.048	31.388	31.032	37.628	269.3	57:06.678																																												
23	2	1:39.536	30.883	31.076	37.577	262.8	58:46.214	23	2	1:39.536	30.883	31.076	37.577	262.8	58:46.214																																												
24	2	1:59.847 B	39.066	32.440	48.341	265.4	1:00:46.061	24	2	1:59.847 B	39.066	32.440	48.341	265.4	1:00:46.061																																												
22	United Autosports 1.Gerald KRAUT 2.Scott ANDREWS Ligier JS P320 - Nissan LMP3																																																										
1	2	3:45.135	2:28.634	35.950	40.551		3:45.135	1	2	3:45.135	2:28.634	35.950	40.551		3:45.135																																												
2	2	1:47.782	34.748	33.611	39.423	247.1	5:32.917	2	2	1:47.782	34.748	33.611	39.423	247.1	5:32.917																																												
3	2	1:55.916 B	33.883	33.915	48.118	252.9	7:28.833	3	2	1:55.916 B	33.883	33.915	48.118	252.9	7:28.833																																												
4	2	8:34.223	7:24.358	31.762	38.103		16:03.056	4	2	8:34.223	7:24.358	31.762	38.103		16:03.056																																												
5	2	1:40.432	31.929	30.978	37.525	257.8	17:43.488	5	2	1:40.432	31.929	30.978	37.525	257.8	17:43.488																																												
6	2	1:40.974	31.516	31.772	37.686	258.4	19:24.462	6	2	1:40.974	31.516	31.772	37.686	258.4	19:24.462																																												
7	2	1:40.144	31.548	30.993	37.603	258.4	21:04.606	7	2	1:40.144	31.548	30.993	37.603	258.4	21:04.606																																												
8	2	1:39.565	31.203	30.806	37.556	259.0	22:44.171	8	2	1:39.565	31.203	30.806	37.556	259.0	22:44.171																																												
9	2	1:46.441 B	31.616	31.026	43.799	257.1																																																					



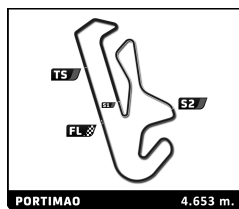
MLMC Collective Test Day

Portimao Round

Afternoon Test

Sector Analysis

Lap under Red Flag											Invalidated Lap	Personal Best	Session Best	B Crossing the pit lane	
Lap	D	Time	Sector 1	Sector 2	Sector 3	T. Spd	Elapsed	Lap	D	Time	Sector 1	Sector 2	Sector 3	T. Spd	Elapsed
23 United Autosports Ligier JS P320 - Nissan															
1. John SCHAUERMAN LMP3															
2. Wayne BOYD															
1	1	3:44.315	2:27.054	36.293	40.968		3:44.315								
2	1	1:46.867	34.268	33.010	39.589	251.2	5:31.182								
3	1	1:44.484	32.706	33.121	38.657	255.3	7:15.666								
4	1	1:49.952	B 31.943	31.709	46.300	255.9	9:05.618								
5	1	5:24.654	4:10.446	34.076	40.132		14:30.272								
6	1	1:42.986	32.571	31.980	38.435	254.7	16:13.258								
7	1	1:45.656	31.791	31.607	42.258	257.1	17:58.914								
8	1	1:42.025	31.616	31.538	38.871	254.1	19:40.939								
9	1	1:40.996	31.583	31.305	38.108	257.1	21:21.935								
10	1	1:42.000	31.918	31.689	38.393	259.6	23:03.935								
11	1	1:42.447	31.800	32.642	38.005	257.1	24:46.382								
12	1	1:41.767	31.997	31.477	38.293	258.4	26:28.149								
13	1	1:44.469	32.657	32.445	39.367	259.0	28:12.618								
14	1	1:42.930	32.120	31.992	38.818	259.0	29:55.548								
15	1	1:43.048	32.243	31.857	38.948	259.0	31:38.596								
16	1	1:41.603	31.820	31.317	38.466	256.5	33:20.199								
17	1	1:56.571	B 32.477	35.782	48.312	256.5	35:16.770								
18	2	4:22.250	3:13.421	31.139	37.690		39:39.020								
19	2	1:39.295	31.094	30.711	37.490	255.3	41:18.315								
20	2	1:38.975	30.998	30.568	37.409	255.9	42:57.290								
21	2	3:18.808	B 1:02.367	59.236	1:17.205	91.4	46:16.098								
22	2	4:15.728	3:03.995	32.485	39.248		50:31.826								
23	2	1:38.781	30.974	30.551	37.256	255.9	52:10.607								
24	2	1:39.057	30.889	30.622	37.546	257.1	53:49.664								
25	2	1:38.917	31.087	30.479	37.351	256.5	55:28.581								
26	2	1:42.066	30.970	31.459	39.637	258.4	57:10.647								
27	2	1:38.812	30.990	30.505	37.317	258.4	58:49.459								
28	2	1:50.108	B 31.915	33.989	44.204	260.2	1:00:39.567								
27 Nielsen Racing Ligier JS P320 - Nissan															
1. Andrew FERGUSON LMP3															
2. Jeremy FERGUSON															
1	1	5:03.327	3:37.075	41.143	45.109		5:03.327								
2	1	1:55.854	36.936	35.617	43.301	243.2	6:59.181								
3	1	1:47.856	33.910	33.671	40.275	250.6	8:47.037								
4	1	1:47.983	33.218	34.874	39.891	251.7	10:35.020								
5	1	1:45.861	33.011	33.214	39.636	254.7	12:20.881								
6	1	1:46.459	33.226	32.962	40.271	254.1	14:07.340								
7	1	1:46.246	33.121	33.195	39.930	254.1	15:53.586								
8	1	1:47.030	32.733	34.495	39.802	255.9	17:40.616								
9	1	1:49.183	33.107	32.925	43.151	254.7	19:29.799								
10	1	1:46.443	33.433	33.338	39.672	255.3	21:16.242								
11	1	1:52.258	38.576	33.810	39.872	226.9	23:08.500								
12	1	1:56.118	34.474	33.042	48.602	254.7	25:04.618								
13	1	1:46.858	32.788	32.838	41.232	253.5	26:51.476								
14	1	2:04.234	B 33.244	39.550	51.440	253.5	28:55.710								
15	2	4:02.387	2:45.636	34.603	42.148		32:58.097								
16	2	1:51.621	35.042	33.830	42.749	243.2	34:49.718								
17	2	1:46.233	33.047	33.565	39.621	252.9	36:35.951								
18	2	1:47.276	32.680	33.126	41.470	252.3	38:23.227								
19	2	1:44.568	32.910	32.572	39.086	252.3	40:07.795								
20	2	1:47.078	32.287	32.555	42.236	255.3	41:54.873								
21	2	2:20.201	B 32.570	32.392	1:15.239	252.3	44:15.074								
25 Racing Spirit of Leman Ligier JS P320 - Nissan															
1. Jacques WOLFF LMP3															
2. Antoine JUNG															
1	2	5:12.225	3:56.293	35.339	40.593		5:12.225								
2	2	1:43.773	32.787	32.209	38.777	255.9	6:55.998								
3	2	1:42.040	31.753	32.035	38.252	259.6	8:38.038								
4	2	1:42.492	31.896	32.519	38.077	261.5	10:20.530								
5	2	1:45.212	B 31.384	31.438	42.390	261.5	12:05.742								
6	2	3:30.387	2:10.018	37.037	43.332		15:36.129								
7	2	1:46.247	32.429	31.893	41.925	260.9	17:22.376								
8	2	1:39.921	31.163	31.109	37.649	260.9	19:02.								



MLMC Collective Test Day

Portimao Round

Afternoon Test

PORTIMAO 4.653 m. Sector Analysis

Lap under Red Flag Invalidated Lap Personal Best Session Best B Crossing the pit lane

Lap	D	Time	Sector 1	Sector 2	Sector 3	T. Spd	Elapsed	Lap	D	Time	Sector 1	Sector 2	Sector 3	T. Spd	Elapsed
10	2	1:41.784	32.308	31.390	38.086	259.0	24:40.875	4	2	1:40.467	31.542	31.281	37.644	257.8	10:19.135
11	2	1:40.202	31.176	31.041	37.985	260.2	26:21.077	5	2	1:39.416	31.262	30.701	37.453	257.8	11:58.551
12	2	1:47.452 B	32.494	31.129	43.829	259.0	28:08.529	6	2	1:39.567	31.264	30.898	37.405	257.1	13:38.118
13	2	8:02.404	6:44.627	34.547	43.230		36:10.933	7	2	1:45.457 B	31.344	30.897	43.216	256.5	15:23.575
14	2	1:50.122	34.037	34.087	41.998	251.7	38:01.055	8	1	5:51.747	4:38.730	33.231	39.786		21:15.322
15	2	1:53.358	34.991	36.658	41.709	252.3	39:54.413	9	1	1:46.144	32.960	34.116	39.068	253.5	23:01.466
16	2	1:52.544	34.639	35.898	42.007	251.2	41:46.957	10	1	1:43.467	32.586	32.215	38.666	255.3	24:44.933
17	2	2:17.110 B	33.727	33.610	1:09.773	252.9	44:04.067	11	1	1:42.281	31.914	31.826	38.541	257.1	26:27.214
18	2	7:10.798	5:53.469	34.534	42.795		51:14.865	12	1	1:44.516	32.142	33.092	39.282	257.8	28:11.730
19	2	1:48.060	33.855	33.270	40.935	252.3	53:02.925	13	1	1:43.092	32.480	31.989	38.623	257.8	29:54.822
20	2	1:51.186	33.729	33.427	44.030	252.3	54:54.111	14	1	1:50.752 B	32.310	32.005	46.437	257.1	31:45.574
21	2	1:51.807	34.771	34.623	42.413	254.7	56:45.918	15	1	5:29.446	4:19.073	31.915	38.458		37:15.020
22	2	1:50.459	33.309	36.464	40.686	254.1	58:36.377	16	1	1:42.838	32.418	32.216	38.204	256.5	38:57.858
23	2	1:47.840	33.510	33.005	41.325	255.3	1:00:24.217	17	1	1:42.193	32.326	31.794	38.073	255.3	40:40.051

32 **United Autosports** Ligier JS P320 - Nissan LMP3
 1. Daniel SCHNEIDER
 2. Andrew MEYRICK

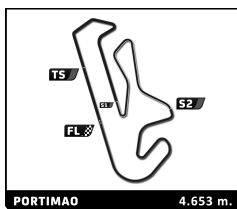
1	1	3:53.641	2:37.241	35.867	40.533		3:53.641
2	1	1:45.742	33.669	32.763	39.310	250.6	5:39.383
3	1	1:52.919	35.960	35.447	41.512	257.1	7:32.302
4	1	1:43.123	32.472	32.058	38.593	253.5	9:15.425
5	1	1:41.334	31.855	31.565	37.914	257.1	10:56.759
6	1	1:40.936	31.608	31.462	37.866	260.2	12:37.695
7	1	1:41.448	31.695	31.636	38.117	259.6	14:19.143
8	1	1:41.691	31.667	31.931	38.093	259.0	16:00.834
9	1	1:41.961	32.201	31.651	38.109	261.5	17:42.795
10	1	1:44.285	31.731	33.464	39.090	259.0	19:27.080
11	1	1:42.045	31.780	32.348	37.917	260.2	21:09.125
12	1	1:41.133	31.544	31.636	37.953	259.6	22:50.258
13	1	1:47.624 B	31.815	31.605	44.204	258.4	24:37.882
14	1	4:30.858	3:08.252	37.115	45.491		29:08.740
15	1	1:47.302	35.378	33.703	38.221	255.9	30:56.042
16	1	1:41.577	32.111	31.606	37.860	255.9	32:37.619
17	1	1:42.178	31.884	32.432	37.862	257.8	34:19.797
18	1	1:40.982	31.720	31.519	37.743	258.4	36:00.779
19	1	1:40.699	31.537	31.433	37.729	257.8	37:41.478
20	1	1:40.404	31.542	31.089	37.773	258.4	39:21.882
21	1	1:48.314	31.534	31.457	45.323	259.0	41:10.196
22	1	1:43.296	31.624	31.449	40.223	256.5	42:53.492
23	1	3:18.334 B	59.893	1:00.725	1:17.716	142.9	46:11.826
24	2	4:21.930	3:10.663	31.462	39.805		50:33.756
25	2	1:39.938	31.662	30.823	37.453	258.4	52:13.694
26	2	1:38.973	31.013	30.643	37.317	258.4	53:52.667
27	2	1:40.136	31.173	31.516	37.447	259.6	55:32.803
28	2	1:38.720	30.950	30.477	37.293	259.0	57:11.523
29	2	1:40.975	30.989	30.701	39.285	260.9	58:52.498
30	2	1:38.457	30.794	30.366	37.297	260.2	1:00:30.955

33 **CD Sport** Ligier JS P320 - Nissan LMP3
 1. Michael JENSEN
 2. Adam ETEKI

1	2	5:15.828	4:02.920	33.443	39.465		5:15.828
2	2	1:41.966	32.146	31.379	38.441	252.9	6:57.794
3	2	1:40.874	32.006	31.273	37.595	254.1	8:38.668

37 **COOL Racing** Ligier JS P320 - Nissan LMP3
 1. Antoine DOQUIN
 2. Josh SKELTON

1	1	5:05.709	3:51.370	34.152	40.187		5:05.709
2	1	1:43.619	32.526	31.870	39.223	252.9	6:49.328
3	1	1:39.582	31.094	31.054	37.434	256.5	8:28.910
4	1	1:39.709	31.142	31.001	37.566	258.4	10:08.619
5	1	1:43.837	30.987	31.473	41.377	260.2	11:52.456
6	1	1:39.150	30.802	30.751	37.597	259.0	13:31.606
7	1	1:39.405	30.998	30.918	37.489	259.6	15:11.011
8	1	1:50.106	31.946	40.134	38.026	262.8	17:01.117
9	1	1:39.542	31.119	30.868	37.555	259.6	18:40.659
10	1	1:40.425	31.648	31.177	37.600	259.6	20:21.084
11	1	1:39.540	31.145	30.791	37.604	260.2	22:00.624
12	1	1:47.453 B	31.240	31.387	44.826	258.4	23:48.077
13	2	4:16.927	3:06.265	31.545	39.117		28:05.004
14	2	1:40.146	31.361	31.073	37.712	257.1	29:45.150
15	2	1:40.266	30.975	30.881	38.410	258.4	31:25.416
16	2	1:39.465	31.141	30.803	37.521	257.8	33:04.881
17	2	1:41.890	31.001	31.529	39.360	260.2	34:46.771
18	2	1:41.956	31.202	31.359	39.395	260.2	36:28.727
19	2	1:39.840	31.107	30.567	38.166	256.5	38:08.567
20	2	1:40.811	30.947	32.066	37.798	257.8	39:49.378
21	2	1:39.144	31.008	30.724	37.412	258.4	41:28.522
22	2	1:38.862	30.964	30.478	37.420	258.4	43:07.384
23	2	3:11.266 B	54.506	59.611	1:17.149	257.8	46:18.650
24	2	5:19.646	4:09.561	32.162	37.923		51:38.296
25	2	1:38.810	30.849	30.524	37.437	255.9	53:17.106
26	2	1:39.621	30.930	30.756	37.935	257.1	54:56.727
27	2	1:42.554	32.169	32.188	38.197	257.8	56:39.281
28	2	1:38.562	30.775	30.529	37.258	258.4	58:17.843
29	2	1:38.628	30.926	30.611	37.091	259.0	59:56.471
30	2	1:58.034 B	32.840	37.164	48.030	260.2	1:01:54.505



MLMC Collective Test Day

Portimao Round

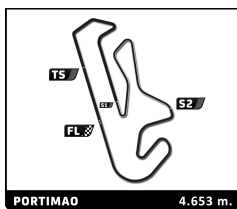
Afternoon Test

Sector Analysis

PORTIMAO 4.653 m.

Lap under Red Flag Invalidated Lap Personal Best Session Best B Crossing the pit lane

Lap	D	Time	Sector 1	Sector 2	Sector 3	T. Spd	Elapsed	Lap	D	Time	Sector 1	Sector 2	Sector 3	T. Spd	Elapsed
55	Rinaldi Racing 1. Steve PARROW 2. Dominik SCHWAGER							56							
Duqueine M30 - D08 - Nissan							Duqueine M30 - D08 - Nissan								
LMP3							LMP3								
1	1	7:34.328	6:14.175	36.318	43.835		7:34.328	1	2	4:28.841	3:14.837	34.770	39.234		4:28.841
2	1	1:51.726	36.259	34.564	40.903	249.4	9:26.054	2	2	1:42.802	32.850	31.435	38.517	261.5	6:11.643
3	1	1:44.907	33.009	32.640	39.258	260.9	11:10.961	3	2	1:39.374	31.179	30.863	37.332	263.4	7:51.017
4	1	1:45.577	32.556	33.632	39.389	259.6	12:56.538	4	2	1:43.215	30.993	31.812	40.410	265.4	9:34.232
5	1	1:43.509	32.712	31.978	38.819	260.9	14:40.047	5	2	1:39.378	31.160	30.734	37.484	266.0	11:13.610
6	1	1:45.811	32.278	34.677	38.856	262.1	16:25.858	6	2	1:41.046	31.080	31.395	38.571	266.7	12:54.656
7	1	1:43.118	32.415	32.003	38.700	264.1	18:08.976	7	2	1:39.222	30.967	30.797	37.458	266.7	14:33.878
8	1	1:43.306	32.391	32.159	38.756	264.1	19:52.282	8	2	1:46.199 B	31.230	31.546	43.423	267.3	16:20.077
9	1	1:45.285	33.886	32.325	39.074	265.4	21:37.567	9	1	4:05.482	2:52.831	33.758	38.893		20:25.559
10	1	1:43.876	32.486	32.134	39.256	263.4	23:21.443	10	1	1:43.636	32.043	32.746	38.847	266.0	22:09.195
11	1	1:50.081 B	32.729	32.107	45.245	263.4	25:11.524	11	1	1:43.153	31.544	32.034	39.575	264.7	23:52.348
12	2	5:39.626	4:28.622	32.308	38.696		30:51.150	12	1	1:42.362	31.519	32.011	38.832	266.7	25:34.710
13	2	1:40.570	31.568	31.216	37.786	261.5	32:31.720	13	1	1:41.155	31.699	31.624	37.832	265.4	27:15.865
14	2	1:40.164	31.281	31.046	37.837	264.7	34:11.884	14	1	1:54.318	31.497	31.794	51.027	265.4	29:10.183
15	2	1:41.522	31.372	31.720	38.430	267.3	35:53.406	15	1	1:49.500 B	32.297	31.464	45.739	264.7	30:59.683
16	2	1:40.554	31.551	31.009	37.994	266.7	37:33.960	16	1	6:26.585	5:12.940	34.464	39.181		37:26.268
17	2	1:51.326 B	32.511	32.280	46.535	264.7	39:25.286	17	1	1:40.882	31.706	31.277	37.899	261.5	39:07.150
18	2	11:18.587	...	32.468	39.885		50:43.873	18	1	1:40.574	31.201	31.244	38.129	265.4	40:47.724
19	2	1:44.635	32.172	31.398	41.065	260.9	52:28.508	19	1	1:40.839	31.129	31.633	38.077	265.4	42:28.563
20	2	1:40.114	31.421	30.855	37.838	260.9	54:08.622	20	1	2:13.654 B	31.190	39.947	1:02.517	264.7	44:42.217
21	2	1:39.640	31.169	31.058	37.413	261.5	55:48.262	21	2	6:51.732	5:42.918	31.241	37.573		51:33.949
22	2	2:03.286 B	31.562	37.976	53.748	263.4	57:51.548	22	2	1:39.179	31.121	30.560	37.498	264.1	53:13.128
60	Phoenix Racing 1. Frank KRÄLING 2. Connor DE PHILLIPPI							69							
Ligier JS P320 - Nissan							Ligier JS P320 - Nissan								
LMP3							LMP3								
1	1	4:24.216	3:04.327	35.768	44.121		4:24.216	1	1	5:00.274	3:46.415	33.378	40.481		5:00.274
2	1	1:49.756	35.042	33.102	41.612	234.8	6:13.972	2	1	1:44.297	33.601	32.381	38.315	253.5	6:44.571
3	1	1:43.586	32.496	31.967	39.123	255.9	7:57.558	3	1	1:41.366	31.868	31.467	38.031	257.8	8:25.937
4	1	1:42.509	32.223	32.029	38.257	256.5	9:40.067	4	1	1:41.369	31.586	31.642	38.141	258.4	10:07.306
5	1	1:41.768	31.803	31.622	38.343	259.6	11:21.835	5	1	1:41.190	31.792	31.721	37.677	259.6	11:48.496
6	1	1:42.068	31.894	31.744	38.430	260.2	13:03.903	6	1	1:40.855	31.593	31.643	37.619	259.6	13:29.351
7	1	1:43.247	32.061	31.878	39.308	259.0	14:47.150	7	1	1:41.236	31.557	31.532	38.147	260.2	15:10.587
8	1	1:45.013	34.763	31.745	38.505	259.0	16:32.163	8	1	1:46.010 B	31.592	31.568	42.850	262.8	16:56.597
9	1	1:43.247	32.379	31.835	39.033	260.9	18:15.410	9	1	3:27.970	2:15.834	33.331	38.805		20:24.567
10	1	1:43.660	33.399	31.807	38.454	257.8	19:59.070	10	1	1:42.385	32.511	31.745	38.129	258.4	22:06.952
11	1	1:42.672	32.172	31.824	38.676	260.2	21:41.742	11	1	1:41.681	31.394	31.535	38.752	256.5	23:48.633
12	1	1:55.666 B	33.360	33.153	49.153	258.4	23:37.408	12	1	1:40.835	31.617	31.285	37.933	257.1	25:29.468
13	1	5:26.898	4:14.060	32.835	40.003		29:04.306	13	1	1:40.738	31.400	31.503	37.835	259.0	27:10.206
14	1	1:42.662	32.033	31.806	38.823	256.5	30:46.968	14	1	1:41.222	31.799	31.517	37.906	259.0	28:51.428
15	1	1:41.618	31.794	31.861	37.963	258.4	32:28.586	15	1	1:40.593	31.371	31.265	37.957	259.6	30:32.021
16	1	1:42.111	31.775	31.898	38.438	259.6	34:10.697	16	1	1:46.173 B	31.488	31.307	43.378	260.2	32:18.194
17	1	1:42.605	31.830	31.956	38.819	259.0	35:53.302	17	2	3:30.976	2:20.771	31.078	39.127		35:49.170
18	1	1:43.354	32.684	31.851	38.819	259.0	37:36.656	18	2	1:38.686	31.023	30.487	37.176	260.2	37:27.856
19	1	1:42.741	31.823	32.256	38.662	257.1	39:19.397	19	2	1:39.671	30.940	30.757	37.974	260.2	39:07.527
20	1	1:42.655	31.795	31.917	38.943	259.0	41:02.052	20	2	1:51.732	32.967	40.756	38.009	262.8	40:59.259
21	1	1:56.196 B	32.606	32.578	51.012	259.0	42:58.248								
22	1	8:50.288 B	7:29.468	33.767	47.053		51:48.536								
23	1	4:05.179 B	2:44.608	33.128	47.443		55:53.715								
24	1	4:00.322 B	2:40.737	32.904	46.681		59:54.037								



MLMC Collective Test Day

Portimao Round

Afternoon Test

Sector Analysis

PORTIMAO 4.653 m.

Lap under Red Flag Invalidated Lap Personal Best Session Best B Crossing the pit lane

Lap	D	Time	Sector 1	Sector 2	Sector 3	T. Spd	Elapsed	Lap	D	Time	Sector 1	Sector 2	Sector 3	T. Spd	Elapsed
21	2	1:38.189	30.862	30.360	36.967	259.6	42:37.448	22	1	6:47.275	5:28.243	35.532	43.500		50:47.237
22	2	3:08.986B	52.852	59.101	1:17.033	183.4	45:46.434	23	1	1:45.346	32.940	32.482	39.924	255.3	52:32.583
23	1	5:05.862	3:55.314	32.047	38.501		50:52.296	24	1	1:42.497	32.331	31.601	38.565	254.1	54:15.080
24	1	1:58.247	35.584	44.733	37.930	255.9	52:50.543	25	1	1:42.317	31.793	31.909	38.615	256.5	55:57.397
25	1	1:40.777	31.254	31.392	38.131	256.5	54:31.320	26	1	1:44.561	31.680	31.836	41.045	258.4	57:41.958
26	1	1:40.302	31.479	31.244	37.579	258.4	56:11.622	27	1	1:45.025	33.662	32.254	39.109	247.1	59:26.983
27	1	1:40.547	31.365	31.291	37.891	259.6	57:52.169	28	1	2:00.512B	33.022	35.003	52.487	255.9	1:01:27.495
28	1	1:40.350	31.245	31.487	37.618	259.0	59:32.519								
29	1	1:47.419	31.281	32.243	43.895	261.5	1:01:19.938								
71 Team Virage Ligier JS P320 - Nissan LMP3 1. Rob HODES 2. Mathis POULET								77 Team Thor Ligier JS P320 - Nissan LMP3 1. Audunn GUDMUNDSSON 2. Thomas ASHTON							
1	2	4:11.807	2:53.030	36.541	42.236		4:11.807	1	1	5:17.546	3:51.302	41.567	44.677		5:17.546
2	2	1:48.022	34.038	34.171	39.813	251.2	5:59.829	2	1	1:48.770	35.106	33.643	40.021	250.6	7:06.316
3	2	1:44.616	33.503	32.683	38.430	257.8	7:44.445	3	1	1:46.210	32.828	32.462	40.920	254.7	8:52.526
4	2	1:50.792	32.939	34.333	43.520	263.4	9:35.237	4	1	1:44.897	32.815	32.850	39.232	257.1	10:37.423
5	2	1:41.791	31.642	31.862	38.287	263.4	11:17.028	5	1	1:44.757	32.777	32.674	39.306	259.6	12:22.180
6	2	1:42.217	32.380	31.621	38.216	263.4	12:59.245	6	1	1:45.730	32.674	32.830	40.226	260.2	14:07.910
7	2	1:47.863B	31.986	31.854	44.023	261.5	14:47.108	7	1	1:51.273	33.220	33.064	44.989	259.6	15:59.183
8	2	10:09.996	8:57.452	33.072	39.472		24:57.104	8	1	1:53.997	39.267	34.185	40.545	250.0	17:53.180
9	2	1:42.657	31.852	32.077	38.728	261.5	26:39.761	9	1	1:48.584	33.228	34.634	40.722	258.4	19:41.764
10	2	1:42.825	32.115	32.261	38.449	260.2	28:22.586	10	1	1:44.276	32.687	32.424	39.165	260.2	21:26.040
11	2	1:41.774	31.666	31.999	38.109	262.8	30:04.360	11	1	1:43.610	32.411	32.345	38.854	260.2	23:09.650
12	2	1:48.357B	31.682	32.015	44.660	263.4	31:52.717	12	1	1:51.026	36.240	33.230	41.556	260.2	25:00.676
13	2	3:27.369	2:12.158	34.747	40.464		35:20.086	13	1	1:44.568	32.616	32.436	39.516	259.0	26:45.244
14	2	1:44.177	33.056	32.469	38.652	262.1	37:04.263	14	1	1:43.901	32.329	32.097	39.475	258.4	28:29.145
15	2	1:41.976	31.787	31.860	38.329	260.2	38:46.239	15	1	1:43.118	32.160	31.958	39.000	262.1	30:12.263
16	2	1:40.883	31.431	31.627	37.825	262.1	40:27.122	16	1	1:43.774	32.571	32.237	38.966	260.9	31:56.037
17	2	7:31.000B	31.481	31.396	6:28.123	260.9	47:58.122	17	1	1:59.313B	34.366	34.369	50.578	232.3	33:55.350
73 TS Corse Duqueine M30 - D08 - Nissan LMP3 1. Pietro PECCENINI 2. Cian CAREY								18 2 4:07.479 2:56.191 32.112 39.176 38:02.829							
1	1	5:23.381	3:48.002	41.853	53.526		5:23.381	19	2	1:47.878	33.874	35.177	38.827	252.9	39:50.707
2	1	2:09.557	39.429	39.541	50.587	213.4	7:32.938	20	2	1:42.310	31.810	31.754	38.746	259.6	41:33.017
3	1	1:56.559	35.738	35.578	45.243	242.2	9:29.497	21	2	1:41.998	32.060	31.606	38.332	259.6	43:15.015
4	1	1:46.716	33.445	32.543	40.728	252.9	11:16.213	22	2	3:06.596B	49.500	58.157	1:18.939	176.5	46:21.611
5	1	1:45.660	33.205	33.032	39.423	253.5	13:01.873	23	2	4:11.514	2:59.173	32.677	39.664		50:33.125
6	1	1:45.047	32.634	32.567	39.846	257.1	14:46.920	24	2	1:44.032	31.863	33.779	38.390	258.4	52:17.157
7	1	1:51.707	36.938	33.859	40.910	257.8	16:38.627	25	2	1:41.953	31.871	31.707	38.375	259.6	53:59.110
8	1	1:46.822	32.573	34.346	39.903	257.1	18:25.449	26	2	1:44.166	33.449	31.816	38.901	258.4	55:43.276
9	1	1:43.952	32.655	32.414	38.883	256.5	20:09.401	27	2	1:44.009	33.428	31.949	38.632	260.2	57:27.285
10	1	1:46.578	33.388	32.838	40.352	258.4	21:55.979	28	2	1:42.043	31.931	31.756	38.356	259.6	59:09.328
11	1	2:16.456B	35.425	37.138	1:03.893	253.5	24:12.435	29	2	1:58.577B	33.911	34.371	50.295	260.9	1:01:07.905
12	2	4:01.693	2:44.521	35.254	41.918		28:14.128								
13	2	1:43.726	33.173	32.070	38.483	256.5	29:57.854								
14	2	1:41.910	31.783	31.622	38.505	258.4	31:39.764								
15	2	1:41.311	31.586	31.942	37.783	257.8	33:21.075								
16	2	1:41.290	31.940	31.856	37.494	260.2	35:02.365								
17	2	1:39.730	31.222	30.956	37.552	260.2	36:42.095								
18	2	1:40.833	31.201	31.006	38.626	258.4	38:22.928								
19	2	1:40.425	31.407	31.201	37.817	256.5	40:03.353								
20	2	1:40.952	31.398	31.226	38.328	259.0	41:44.305								
21	2	2:15.657B	31.352	31.608	1:12.697	259.6	43:59.962								