

Michelin Le Mans Cup

Portimao Round

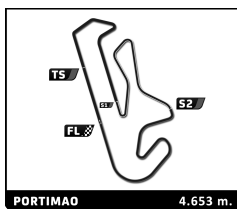
Free Practice 1

Amended

PORTIMAO 4.653 m. Sector Analysis

Lap under Red Flag Invalidated Lap Personal Best Session Best Crossing the pit lane

Lap	D	Time	Sector 1	Sector 2	Sector 3	T. Spd	Elapsed	Lap	D	Time	Sector 1	Sector 2	Sector 3	T. Spd	Elapsed
2		Pzoberer Zürichsee by TFT					Porsche 911 GT3 R GT3								
		1.Nicolas LEUTWILER													
		2.Julien ANDLAUER													
1	1	2:51.901	1:34.550	35.534	41.817		2:51.901	23	2	1:40.181	31.410	31.156	37.615	268.0	51:15.681
2	1	1:46.716	33.944	32.954	39.818	254.7	4:38.617	24	2	1:42.407	31.448	32.219	38.740	268.7	52:58.088
3	1	1:43.858	32.411	32.298	39.149	257.8	6:22.475	25	2	1:40.276	31.311	31.425	37.540	262.8	54:38.364
4	1	1:44.019	32.616	32.189	39.214	261.5	8:06.494	26	2	1:40.419	31.348	31.439	37.632	270.0	56:18.783
5	1	1:43.985	32.659	32.283	39.043	257.8	9:50.479	27	2	1:47.127 B	31.496	31.262	44.369	268.0	58:05.910
6	1	1:47.074	32.492	32.244	42.338	257.8	11:37.553	5 Phoenix Racing Ligier JS P320 - Nissan							
7	1	1:43.745	32.489	32.053	39.203	257.8	13:21.298	1.John LOGGIE LMP3							
8	1	1:52.855 B	32.658	32.869	47.328	257.1	15:14.153	2.Mathias BECHE							
9	1	4:41.857	3:12.201	32.639	57.017		19:56.010	1	1	2:56.115 B	1:16.842	36.641	1:02.632		2:56.115
10	1	3:32.947 B	1:13.405	59.803	1:19.739	79.6	23:28.957	2	1	8:28.212	7:14.471	34.008	39.733		11:24.327
11	2	4:57.495	3:46.532	31.962	39.001		28:26.452	3	1	2:26.012 B	46.771	41.728	57.513	162.7	13:50.339
12	2	1:42.743	32.351	31.735	38.657	257.1	30:09.195	4	1	10:49.135 B	8:28.403	55.411	1:25.321		24:39.474
13	2	1:42.291	32.004	31.574	38.713	258.4	31:51.486	5	1	2:59.824	1:45.922	33.095	40.807		27:39.298
14	2	1:43.563	32.289	31.930	39.344	257.8	33:35.049	6	1	1:43.044	33.639	31.701	37.704	247.7	29:22.342
15	2	1:42.195	32.033	31.598	38.564	257.8	35:17.244	7	1	1:45.556	31.647	34.154	39.755	259.6	31:07.898
16	2	1:53.212 B	32.083	34.000	47.129	258.4	37:10.456	8	1	1:39.287	31.181	30.508	37.598	259.6	32:47.185
17	2	7:29.379	6:18.263	32.129	38.987		44:39.835	9	1	1:38.476	30.942	30.539	36.995	260.9	34:25.661
18	2	1:42.963	32.158	31.990	38.815	255.3	46:22.798	10	1	1:38.499	30.697	30.393	37.409	262.8	36:04.160
19	2	1:43.192	32.230	31.776	39.186	258.4	48:05.990	11	1	1:47.955 B	31.186	31.979	44.790	265.4	37:52.115
20	2	1:48.115 B	32.036	31.783	44.296	258.4	49:54.105	12	1	3:57.211	2:46.526	32.419	38.266		41:49.326
21	1	3:55.544	2:43.814	32.529	39.201		53:49.649	13	1	1:42.304	32.102	31.601	38.601	261.5	43:31.630
22	1	1:46.771	32.771	32.518	41.482	256.5	55:36.420	14	1	1:41.243	31.482	31.655	38.106	268.7	45:12.873
23	1	1:45.751	32.967	33.224	39.560	257.1	57:22.171	15	1	1:45.393	31.949	33.219	40.225	261.5	46:58.266
24	1	1:45.898	33.104	32.764	40.030	256.5	59:08.069	16	1	1:40.153	31.234	31.188	37.731	265.4	48:38.419
25	1	1:44.485	32.982	32.231	39.272	255.3	1:00:52.554	17	1	1:40.448	31.408	31.403	37.637	265.4	50:18.867
3		DKR Engineering					Duqueine M30 - D08 - Nissan								
		1.Kris COOLS					LMP3								
		2.François KIRMAN													
1	1	3:24.918	2:10.529	34.466	39.923		3:24.918	18	1	1:48.846 B	31.590	30.991	46.265	266.7	52:07.713
2	1	1:42.715	32.766	31.733	38.216	257.1	5:07.633	19	2	3:53.517	2:41.311	30.871	41.335		56:01.230
3	1	1:41.806	31.952	31.774	38.080	266.7	6:49.439	20	2	1:38.640	30.820	30.574	37.246	264.7	57:39.870
4	1	1:44.751	34.135	32.304	38.312	264.7	8:34.190	21	2	1:38.334	30.764	30.510	37.060	264.7	59:18.204
5	1	1:41.655	31.790	31.554	38.311	267.3	10:15.845	22	2	1:38.394	30.636	30.671	37.087	266.7	1:00:56.598
6	1	1:41.043	31.745	31.696	37.602	268.7	11:56.888	6 ANS Team JSE Management Ligier JS P320 - Nissan							
7	1	1:40.679	31.771	31.146	37.762	268.7	13:37.567	1.Jonathan BROSSARD LMP3							
8	1	1:40.854	31.944	31.105	37.805	266.7	15:18.421	2.Nicolas SCHATZ							
9	1	1:41.335	31.641	31.489	38.205	270.0	16:59.756	1	1	3:13.319	1:52.180	37.854	43.285		3:13.319
10	1	1:41.141	31.501	31.526	38.114	272.0	18:40.897	2	1	1:49.151	34.093	35.303	39.755	253.5	5:02.470
11	1	2:47.078 B	33.976	52.179	1:20.923	270.0	21:27.975	3	1	1:50.278	32.385	32.475	45.418	258.4	6:52.748
12	2	6:15.969	5:01.034	32.954	41.981		27:43.944	4	1	1:43.268	32.617	32.136	38.515	255.9	8:36.016
13	2	1:43.406	33.586	31.938	37.882	252.3	29:27.350	5	1	1:41.962	31.838	31.734	38.390	260.9	10:17.978
14	2	1:41.076	31.715	31.518	37.843	268.7	31:08.426	6	1	1:42.007	31.811	32.004	38.192	261.5	11:59.985
15	2	1:40.975	31.895	31.336	37.744	268.7	32:49.401	7	1	1:52.299 B	31.846	31.877	48.576	261.5	13:52.284
16	2	1:44.103	32.543	33.130	38.430	272.0	34:33.504	8	1	3:30.015	2:18.719	32.344	38.952		17:22.299
17	2	1:40.457	31.550	31.398	37.509	270.0	36:13.961	9	1	1:43.341	33.505	31.902	37.934	257.8	19:05.640
18	2	1:40.450	31.538	31.268	37.644	267.3	37:54.411	10	1	3:08.176 B	42.371	1:02.209	1:23.596	262.8	22:13.816
19	2	1:40.359	31.502	31.192	37.665	267.3	39:34.770	11	1	5:30.740	4:17.490	33.041	40.209		27:44.556
20	2	1:40.578	31.687	31.163	37.728	278.4	41:15.348	12	1	1:45.116	34.022	32.354	38.740	248.8	29:29.672
21	2	1:49.494 B	31.468	31.636	46.390	268.7	43:04.842	13	1	1:41.715	31.774	31.819	38.122	258.4	31:11.387
22	2	6:30.658	5:21.226	31.753	37.679		49:35.500	14	1	1:42.820	31.680	32.513	38.627	260.9	32:54.207
								15	1	1:42.074	31.907	31.734	38.433	260.9	34:36.281
								16	1	1:54.260 B	32.986	33.809	47.465	265.4	36:30.541
								17	2	3:32.635	2:23.276	31.978	37.381		40:03.176
								18	2	1:40.480	32.122	31.139	37.219	264.7	41:43.656
								19	2	1:40.489	31.136	31.823	37.530	263.4	43:24.145
								20	2	1:39.072	31.029	30.670	37.373	262.8	45:03.217



Michelin Le Mans Cup

Portimao Round

Free Practice 1

Amended

PORTIMAO 4.653 m.

Sector Analysis

Lap under Red Flag Invalidated Lap Personal Best Session Best Crossing the pit lane

Lap	D	Time	Sector 1	Sector 2	Sector 3	T. Spd	Elapsed	Lap	D	Time	Sector 1	Sector 2	Sector 3	T. Spd	Elapsed
21	2	1:40.067	30.889	31.914	37.264	265.4	46:43.284	10	2	9:08.733	7:50.677	32.932	45.124		29:33.497
22	2	1:38.722	31.082	30.638	37.002	266.7	48:22.006	11	2	1:43.290	32.564	31.754	38.972	256.5	31:16.787
23	2	1:40.066	31.112	31.177	37.777	265.4	50:02.072	12	2	1:42.955	32.365	31.751	38.839	255.9	32:59.742
24	2	1:50.016 B	30.916	30.520	48.580	264.1	51:52.088	13	2	1:42.570	32.189	31.625	38.756	256.5	34:42.312
25	1	3:56.602	2:45.300	32.399	38.903		55:48.690	14	2	1:42.456	32.052	31.672	38.732	258.4	36:24.768
26	1	1:44.835	32.306	32.880	39.649	262.1	57:33.525	15	2	1:44.926	32.527	33.005	39.394	258.4	38:09.694
27	1	1:41.931	31.816	31.708	38.407	262.8	59:15.456	16	2	1:42.943	32.202	31.745	38.996	257.8	39:52.637
28	1	1:42.510	32.055	31.531	38.924	260.2	1:00:57.966	17	2	1:42.722	32.254	31.715	38.753	257.1	41:35.359

7 **Nielsen Racing** Ligier JS P320 - Nissan
 1. Anthony WELLS LMP3
 2. Colin NOBLE

1	1	2:23.319	1:09.033	33.696	40.590		2:23.319
2	1	1:47.489	33.197	32.609	41.683	255.3	4:10.808
3	1	1:41.547	32.188	31.241	38.118	258.4	5:52.355
4	1	1:40.829	31.700	31.243	37.886	261.5	7:33.184
5	1	1:41.707	32.497	31.322	37.888	264.7	9:14.891
6	1	1:40.875	31.664	31.155	38.056	262.8	10:55.766
7	1	1:41.465	31.601	31.623	38.241	262.8	12:37.231
8	1	1:50.737 B	31.767	31.277	47.693	261.5	14:27.968
9	1	3:22.349	2:12.034	32.197	38.118		17:50.317
10	1	1:40.691	31.606	31.197	37.888	263.4	19:31.008
11	1	3:26.607 B	1:10.530	59.440	1:16.637	79.6	22:57.615
12	1	5:34.899	4:21.927	31.554	41.418		28:32.514
13	1	1:40.494	31.565	31.108	37.821	260.9	30:13.008
14	1	1:40.497	31.614	31.007	37.876	262.1	31:53.505
15	1	1:44.656	32.516	31.646	40.494	262.8	33:38.161
16	1	1:40.704	31.713	31.193	37.798	259.6	35:18.865
17	1	1:50.332 B	31.434	32.713	46.185	263.4	37:09.197
18	2	3:34.386	2:25.984	30.936	37.466		40:43.583
19	2	1:39.573	31.092	30.661	37.820	261.5	42:23.156
20	2	1:39.805	31.254	30.748	37.803	259.0	44:02.961
21	2	1:39.282	31.114	30.750	37.418	263.4	45:42.243
22	2	1:40.045	32.074	30.534	37.437	267.3	47:22.288
23	2	1:39.206	30.968	30.772	37.466	265.4	49:01.494
24	2	1:40.663	32.006	31.076	37.581	265.4	50:42.157
25	2	1:39.589	31.253	30.455	37.881	262.1	52:21.746
26	2	1:39.665	31.086	30.843	37.736	263.4	54:01.411
27	2	1:40.107	31.788	30.785	37.534	264.1	55:41.518
28	2	1:40.645	31.521	30.799	38.325	264.1	57:22.163
29	2	1:39.543	31.513	30.569	37.461	260.2	59:01.706
30	2	1:50.381 B	31.026	31.209	48.146	262.8	1:00:52.087

8 **Iron Lynx** Ferrari 488 GT3
 1. Gabriele LANCIERI
 2. Paolo RUBERTI

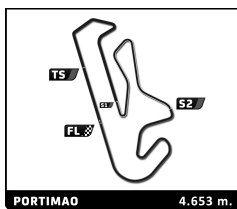
1	1	5:35.540	4:13.961	37.660	43.919		5:35.540
2	1	1:56.990	37.050	39.384	40.556	247.7	7:32.530
3	1	1:48.781	33.653	34.988	40.140	255.3	9:21.311
4	1	1:44.063	32.673	32.200	39.190	256.5	11:05.374
5	1	1:44.053	32.507	31.991	39.555	256.5	12:49.427
6	1	1:52.201	35.196	32.814	44.191	257.1	14:41.628
7	1	1:43.630	32.866	31.805	38.959	254.7	16:25.258
8	1	1:43.466	32.469	31.970	39.027	259.0	18:08.724
9	1	2:16.040 B	32.697	33.738	1:09.605	259.6	20:24.764

9 **Iron Lynx** Ferrari 488 GT3
 1. Manuela GOSTNER
 2. Doriane PIN

1	2	2:47.232	1:27.086	36.832	43.314		2:47.232
2	2	1:47.559	34.674	33.146	39.739	247.1	4:34.791
3	2	1:47.512	34.944	32.971	39.597	254.1	6:22.303
4	2	1:45.894	33.372	32.570	39.952	255.3	8:08.197
5	2	1:47.534	33.199	34.809	39.526	254.7	9:55.731
6	2	1:44.187	32.634	32.215	39.338	255.9	11:39.918
7	2	1:50.540 B	32.584	32.375	45.581	257.8	13:30.458
8	1	3:51.994	2:35.210	34.609	42.175		17:22.452
9	1	1:54.945	35.166	37.264	42.515	243.8	19:17.397
10	1	3:10.939 B	53.360	1:00.227	1:17.352	250.6	22:28.336
11	1	5:21.597	4:01.856	36.186	43.555		27:49.933
12	1	1:55.376	35.722	33.622	46.032	252.9	29:45.309
13	1	1:49.170	34.390	33.438	41.342	250.6	31:34.479
14	1	1:51.355	33.767	35.308	42.280	238.4	33:25.834
15	1	1:47.187	33.364	33.002	40.821	253.5	35:13.021
16	1	1:48.215	34.320	32.979	40.916	254.1	37:01.236
17	1	1:47.443	33.435	32.915	41.093	253.5	38:48.679
18	1	1:47.779	33.443	33.047	41.289	252.3	40:36.458
19	1	1:54.986 B	33.263	32.571	49.152	253.5	42:31.444
20	2	3:30.570	2:17.696	33.284	39.590		46:02.014
21	2	1:44.060	32.679	32.295	39.086	254.1	47:46.074
22	2	1:43.406	32.574	32.045	38.787	257.8	49:29.480
23	2	1:44.708	33.793	31.886	39.029	256.5	51:14.188
24	2	1:44.600	32.682	32.154	39.764	255.9	52:58.788
25	2	1:44.084	32.578	32.394	39.112	256.5	54:42.872
26	2	1:43.460	32.640	31.855	38.965	257.1	56:26.332
27	2	1:45.053	32.679	32.673	39.701	256.5	58:11.385
28	2	1:43.805	32.671	32.068	39.066	255.3	59:55.190
29	2	1:43.790	32.679	31.967	39.144	254.7	1:01:38.980

11 **WTM Powered by Phoenix** Duqueine M30 - D08 - Nissan
 1. Leonard WEISS LMP3
 2. Thorsten KRATZ

1	2	2:16.246	58.845	34.951	42.450		2:16.246
2	2	1:44.004	32.263	33.023	38.718	260.2	4:00.250
3	2	1:42.099	32.823	31.353	37.923	264.1	5:42.349
4	2	1:40.420	31.372	31.042	38.006	265.4	7:22.769
5	2	1:40.485	31.384	30.973	38.128	266.0	9:03.254
6	2	1:40.767	31.416	31.015	38.336	267.3	10:44.021
7	2	1:55.729 B	33.269	32.158	50.302	263.4	12:39.750



Michelin Le Mans Cup

Portimao Round

Free Practice 1

Amended

PORTIMAO 4.653 m.

Sector Analysis

Lap under Red Flag Invalidated Lap Personal Best Session Best B Crossing the pit lane

Lap	D	Time	Sector 1	Sector 2	Sector 3	T. Spd	Elapsed	Lap	D	Time	Sector 1	Sector 2	Sector 3	T. Spd	Elapsed
8	1	16:16.972	...	32.608	38.637		28:56.722	6	2	1:40.291	31.540	31.179	37.572	260.2	10:46.735
9	1	1:41.301	31.718	31.447	38.136	262.8	30:38.023	7	2	1:41.012	31.920	31.238	37.854	261.5	12:27.747
10	1	1:40.979	31.834	31.535	37.610	263.4	32:19.002	8	2	1:40.992	31.567	31.096	38.329	260.2	14:08.739
11	1	1:40.646	31.424	31.315	37.907	264.7	33:59.648	9	2	1:40.249	31.416	31.094	37.739	261.5	15:48.988
12	1	1:40.844	31.474	31.138	38.232	266.0	35:40.492	10	2	1:53.188B	32.519	33.163	47.506	263.4	17:42.176
13	1	1:39.905	31.356	31.084	37.465	266.0	37:20.397	11	1	5:40.177B	3:20.011	1:01.114	1:19.052		23:22.353
14	1	1:40.843	31.416	31.436	37.991	265.4	39:01.240	12	1	5:31.269	4:21.390	31.971	37.908		28:53.622
15	1	1:47.005B	31.558	31.389	44.058	264.7	40:48.245	13	1	1:40.127	31.369	31.256	37.502	259.0	30:33.749
16	1	9:47.426	8:38.162	31.596	37.668		50:35.671	14	1	1:41.309	32.388	31.569	37.352	259.6	32:15.058
17	1	1:40.803	31.681	31.529	37.593	264.1	52:16.474	15	1	1:40.001	31.295	31.295	37.411	258.4	33:55.059
18	1	1:40.152	31.416	31.144	37.592	264.1	53:56.626	16	1	1:39.534	31.164	31.144	37.226	260.2	35:34.593
19	1	1:40.648	31.361	31.072	38.215	266.7	55:37.274	17	1	1:39.110	31.032	30.997	37.081	260.9	37:13.703
20	1	1:41.750	32.105	31.670	37.975	265.4	57:19.024	18	1	1:39.177	31.016	31.003	37.158	260.2	38:52.880
21	1	1:41.409	31.502	31.500	38.407	266.0	59:00.433	19	1	1:41.078	31.007	31.672	38.399	261.5	40:33.958
22	1	1:41.665	31.553	31.647	38.465	264.1	1:00:42.098	20	1	1:39.099	31.204	30.972	36.923	261.5	42:13.057

15 **RLR MSport** Ligier JS P320 - Nissan LMP3
 1. Horst Jr FELBERMAYR
 2. Tommy FOSTER

1	2	2:25.915	1:12.541	33.784	39.590		2:25.915
2	2	1:43.113	33.149	32.130	37.834	257.1	4:09.028
3	2	1:39.763	31.356	31.249	37.158	260.2	5:48.791
4	2	1:39.848	31.526	31.045	37.277	264.1	7:28.639
5	2	1:39.187	31.207	30.839	37.141	262.1	9:07.826
6	2	1:39.333	31.128	30.792	37.413	262.8	10:47.159
7	2	1:42.535	32.571	31.927	38.037	265.4	12:29.694
8	2	1:39.750	31.097	30.773	37.880	262.8	14:09.444
9	2	1:44.760	32.022	32.943	39.795	264.1	15:54.204
10	2	1:43.636	30.955	31.374	41.307	262.8	17:37.840
11	2	1:39.060	30.991	30.779	37.290	264.1	19:16.900
12	2	3:05.284B	47.402	59.831	1:18.051	262.1	22:22.184
13	1	5:24.211	4:12.948	32.489	38.774		27:46.395
14	1	1:45.768	34.504	32.093	39.171	262.8	29:32.163
15	1	1:41.636	32.386	31.221	38.029	262.8	31:13.799
16	1	1:41.817	32.179	31.501	38.137	262.1	32:55.616
17	1	1:41.590	32.084	31.404	38.102	260.9	34:37.206
18	1	1:45.723	32.104	33.114	40.505	262.8	36:22.929
19	1	1:43.616	33.585	31.655	38.376	230.3	38:06.545
20	1	1:40.353	31.535	31.179	37.639	260.9	39:46.898
21	1	1:42.138	32.617	31.681	37.840	261.5	41:29.036
22	1	1:41.199	31.469	31.812	37.918	261.5	43:10.235
23	1	1:40.511	31.688	31.034	37.789	260.9	44:50.746
24	1	1:40.349	31.667	31.075	37.607	262.8	46:31.095
25	1	1:42.563	32.895	31.281	38.387	265.4	48:13.658
26	1	1:41.352	32.236	31.176	37.940	262.8	49:55.010
27	1	1:55.702B	31.834	32.068	51.800	262.1	51:50.712

16 **Team Virage** Ligier JS P320 - Nissan LMP3
 1. Sacha LEHMANN
 2. Miguel CRISTÓVÃO

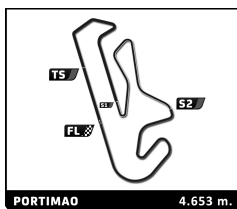
1	2	2:11.528	51.411	36.907	43.210		2:11.528
2	2	1:51.119	35.651	34.590	40.878	248.3	4:02.647
3	2	1:43.155	31.908	31.698	39.549	257.8	5:45.802
4	2	1:40.649	31.490	31.501	37.658	260.2	7:26.451
5	2	1:39.993	31.498	30.998	37.497	259.6	9:06.444

17 **IDEC Sport** Ligier JS P320 - Nissan LMP3
 1. Patrice LAFARGUE
 2. Dimitri ENJALBERT

1	2	2:18.690	57.777	33.140	47.773		2:18.690
2	2	2:04.983	33.593	45.493	45.897	258.4	4:23.673
3	2	1:39.516	31.352	30.949	37.215	259.6	6:03.189
4	2	1:41.347	31.315	31.454	38.578	262.1	7:44.536
5	2	1:42.676	32.502	31.267	38.907	259.6	9:27.212
6	2	1:39.993	31.450	31.023	37.520	260.9	11:07.205
7	2	1:48.496B	32.846	31.229	44.421	262.8	12:55.701
8	2	5:23.959	4:15.544	31.079	37.336		18:19.660
9	2	2:15.919B	31.317	31.127	1:13.475	261.5	20:35.579
10	1	7:44.741	6:32.363	32.566	39.812		28:20.320
11	1	1:44.019	32.927	32.026	39.066	256.5	30:04.339
12	1	1:44.141	32.897	32.338	38.906	259.6	31:48.480
13	1	1:43.021	32.591	31.752	38.678	260.2	33:31.501
14	1	1:43.150	32.588	31.784	38.778	261.5	35:14.651
15	1	1:52.646B	34.167	32.825	45.654	261.5	37:07.297
16	1	4:16.686	3:03.558	32.647	40.481		41:23.983
17	1	1:42.722	32.566	31.584	38.572	254.7	43:06.705
18	1	1:41.730	31.922	31.372	38.436	257.8	44:48.435
19	1	1:41.526	31.739	31.331	38.456	259.6	46:29.961
20	1	1:54.369B	33.987	33.391	46.991	262.1	48:24.330

18 **Mühlner Motorsport** Duqueine M30 - D08 - Nissan LMP3
 1. John FALB
 2. James ALLEN

1	1	2:46.782	1:29.749	36.210	40.823		2:46.782
2	1	1:43.228	32.644	32.114	38.470	262.1	4:30.010
3	1	1:41.305	31.454	31.440	38.411	264.1	6:11.315



Michelin Le Mans Cup

Portimao Round

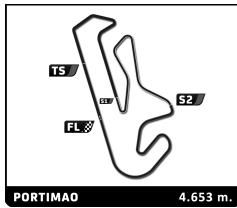
Free Practice 1

Amended

PORTIMAO 4.653 m. Sector Analysis

Lap under Red Flag Invalidated Lap Personal Best Session Best B Crossing the pit lane

Lap	D	Time	Sector 1	Sector 2	Sector 3	T. Spd	Elapsed	Lap	D	Time	Sector 1	Sector 2	Sector 3	T. Spd	Elapsed
4	1	1:40.973	31.699	31.429	37.845	267.3	7:52.288	26	2	1:39.336	31.165	31.132	37.039	266.0	56:33.391
5	1	1:41.200	31.726	31.593	37.881	266.7	9:33.488	27	2	1:39.702	31.251	31.069	37.382	264.1	58:13.093
6	1	1:42.180	32.328	32.000	37.852	266.0	11:15.668	28	2	1:51.049 B	31.516	32.792	46.741	265.4	1:00:04.142
7	1	1:40.765	31.468	31.418	37.879	264.7	12:56.433	21 Mühlner Motorsport 1.Charles CREWS 2.Ugo DE WILDE <small>Duqueine M30 - D08 - Nissan LMP3</small>							
8	1	1:42.903	31.762	31.675	39.466	264.7	14:39.336	1	1	2:13.458	1:01.002	33.069	39.387		2:13.458
9	1	1:41.547	32.060	31.567	37.920	260.9	16:20.883	2	1	1:43.240	32.863	31.970	38.407	261.5	3:56.698
10	1	1:40.979	31.641	31.304	38.034	266.7	18:01.862	3	1	1:40.508	31.556	31.253	37.699	263.4	5:37.206
11	1	2:05.433 B	32.103	32.005	1:01.325	267.3	20:07.295	4	1	1:41.643	32.543	31.561	37.539	268.7	7:18.849
12	2	9:51.568	8:37.591	33.377	40.600		29:58.863	5	1	1:41.884	31.458	32.454	37.972	268.0	9:00.733
13	2	1:43.548	33.498	31.608	38.442	260.9	31:42.411	6	1	1:40.275	31.046	31.350	37.879	266.7	10:41.008
14	2	1:43.057	32.904	31.893	38.260	262.8	33:25.468	7	1	1:39.866	31.207	31.091	37.568	266.7	12:20.874
15	2	1:41.103	32.116	31.251	37.736	263.4	35:06.571	8	1	1:42.433	31.324	31.499	39.610	265.4	14:03.307
16	2	1:40.623	31.639	31.229	37.755	265.4	36:47.194	9	1	1:41.053	31.183	31.138	38.732	266.7	15:44.360
17	2	1:41.375	32.342	31.151	37.882	265.4	38:28.569	10	1	1:48.528 B	31.162	32.041	45.325	268.0	17:32.888
18	2	1:40.937	31.600	31.433	37.904	263.4	40:09.506	11	1	9:52.395	8:42.953	31.620	37.822		27:25.283
19	2	1:40.367	31.765	31.053	37.549	267.3	41:49.873	12	1	1:44.411	35.684	31.433	37.294	263.4	29:09.694
20	2	1:41.133	31.991	31.234	37.908	267.3	43:31.006	13	1	1:40.698	31.638	31.361	37.699	265.4	30:50.392
21	2	1:48.542 B	31.555	31.236	45.751	255.9	45:19.548	14	1	1:39.755	31.143	31.105	37.507	265.4	32:30.147
22	2	4:57.256	3:47.868	31.469	37.919		50:16.804	15	1	1:51.643 B	33.080	32.128	46.435	268.7	34:21.790
23	2	1:40.631	31.677	31.083	37.871	260.9	51:57.435	16	2	4:20.468	3:09.971	32.342	38.155		38:42.258
24	2	1:41.050	32.490	31.045	37.515	262.1	53:38.485	17	2	1:38.771	31.088	30.809	36.874	264.1	40:21.029
25	2	1:40.051	31.374	31.189	37.488	267.3	55:18.536	18	2	1:38.910	30.803	30.774	37.333	267.3	41:59.939
26	2	1:43.031	31.277	30.813	40.941	264.7	57:01.567	19	2	1:39.066	31.053	30.835	37.178	264.7	43:39.005
27	2	1:40.638	32.123	30.980	37.535	256.5	58:42.205	20	2	1:38.718	30.897	30.669	37.152	265.4	45:17.723
28	2	1:41.021	31.175	30.958	38.888	264.1	1:00:23.226	21	2	1:40.853	31.815	31.639	37.399	270.0	46:58.576
20 Grainmarket Racing 1.Mark CRADER 2.Alex MORTIMER <small>Duqueine M30 - D08 - Nissan LMP3</small>								22							
1	1	2:48.797	1:27.827	38.969	42.001		2:48.797	22 United Autosports 1.Gerald KRAUT 2.Scott ANDREWS <small>Ligier JS P320 - Nissan LMP3</small>							
2	1	1:46.752	33.757	33.636	39.359	254.7	4:35.549	1	1	2:09.787	48.110	37.727	43.950		2:09.787
3	1	1:45.247	32.805	33.305	39.137	260.9	6:20.796	2	1	1:50.113	35.231	34.664	40.218	240.0	3:59.900
4	1	1:44.573	32.473	33.065	39.035	260.9	8:05.369	3	1	1:48.214	33.175	32.826	42.213	255.9	5:48.114
5	1	1:44.058	32.649	32.526	38.883	262.1	9:49.427	4	1	1:51.785	33.137	33.208	45.440	257.8	7:39.899
6	1	1:44.090	32.476	32.683	38.931	262.8	11:33.517	5	1	1:50.644	34.195	33.824	42.625	253.5	9:30.543
7	1	1:44.348	33.121	32.149	39.078	262.8	13:17.865	6	1	1:48.989	34.545	34.458	39.986	230.3	11:19.532
8	1	1:43.835	32.513	32.568	38.754	261.5	15:01.700	7	1	1:46.820	33.875	33.461	39.484	259.6	13:06.352
9	1	1:42.680	32.103	32.035	38.542	265.4	16:44.380	8	1	1:46.439	33.952	33.436	39.051	259.0	14:52.791
10	1	1:42.597	32.191	31.876	38.530	265.4	18:26.977	9	1	1:47.845	33.046	34.024	40.775	262.8	16:40.636
11	1	2:44.636	33.130	52.967	1:18.539	265.4	21:11.613	10	1	1:45.855	32.741	32.912	40.202	262.1	18:26.491
12	1	3:37.959 B	1:14.265	1:01.815	1:21.879	78.5	24:49.572	11	1	2:46.844	32.910	55.276	1:18.658	260.9	21:13.335
13	2	6:05.099	4:54.929	32.081	38.089		30:54.671	12	1	3:45.488 B	1:16.894	1:03.454	1:25.140	77.1	24:58.823
14	2	1:41.216	31.998	31.640	37.578	261.5	32:35.887	13	1	2:45.885	1:29.266	33.529	43.090		27:44.708
15	2	1:39.859	31.474	31.171	37.214	263.4	34:15.746	14	1	1:47.054	34.491	33.024	39.539	247.7	29:31.762
16	2	1:39.389	31.182	31.034	37.173	265.4	35:55.135	15	1	4:18.087 B	2:30.804	45.575	1:01.708	260.2	33:49.849
17	2	1:39.525	31.223	31.148	37.154	266.0	37:34.660	16	1	8:13.546	6:57.034	35.124	41.388		42:03.395
18	2	1:42.794	31.882	32.707	38.205	265.4	39:17.454								
19	2	1:42.539	33.000	31.692	37.847	264.7	40:59.993								
20	2	1:39.510	31.300	31.122	37.088	264.7	42:39.503								
21	2	1:39.796	31.373	31.107	37.316	264.1	44:19.299								
22	2	1:40.793	31.267	31.542	37.984	266.0	46:00.092								
23	2	1:39.880	31.430	31.229	37.221	265.4	47:39.972								
24	2	1:49.634 B	32.096	31.816	45.722	266.7	49:29.606								
25	2	5:24.449	4:15.532	31.284	37.633		54:54.055								



Michelin Le Mans Cup

Portimao Round

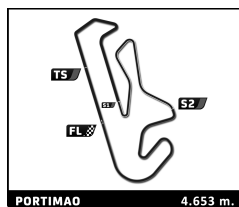
Free Practice 1

Amended

PORTIMAO 4.653 m. Sector Analysis

Lap under Red Flag Invalidated Lap Personal Best Session Best Crossing the pit lane

Lap	D	Time	Sector 1	Sector 2	Sector 3	T. Spd	Elapsed	Lap	D	Time	Sector 1	Sector 2	Sector 3	T. Spd	Elapsed
17	1	1:44.794	32.918	32.798	39.078	257.1	43:48.189	16	1	2:31.302	1:04.398	40.150	46.754		57:42.749
18	1	1:43.986	32.651	32.690	38.645	258.4	45:32.175	17	1	1:53.535	36.033	35.128	42.374	222.7	59:36.284
19	1	1:44.370	32.651	32.906	38.813	260.9	47:16.545	18	1	1:53.549	36.330	34.573	42.646	206.5	1:01:29.833
20	1	1:44.194	32.598	33.142	38.454	262.8	49:00.739	25 Racing Spirit of Leman Ligier JS P320 - Nissan LMP3 1.Jacques WOLFF 2.Antoine JUNG							
21	1	1:54.503	B 32.664	32.816	49.023	261.5	50:55.242	1	1	2:25.804	1:03.496	38.094	44.214		2:25.804
22	2	3:52.009	2:42.429	31.852	37.728		54:47.251	2	1	1:51.948	36.062	35.785	40.101	228.8	4:17.752
23	2	1:39.110	31.064	30.752	37.294	261.5	56:26.361	3	1	1:44.009	32.551	32.720	38.738	260.2	6:01.761
24	2	1:38.847	30.935	30.664	37.248	261.5	58:05.208	4	1	1:43.901	31.860	32.186	39.855	262.1	7:45.662
25	2	1:38.570	30.859	30.441	37.270	261.5	59:43.778	5	1	1:45.027	32.470	31.820	40.737	260.2	9:30.689
26	2	1:39.494	30.899	31.207	37.388	261.5	1:01:23.272	6	1	1:42.245	32.305	31.867	38.073	261.5	11:12.934
23 United Autosports Ligier JS P320 - Nissan LMP3 1.John SCHAUERMAN 2.Wayne BOYD								7	1	1:41.793	31.816	31.749	38.228	263.4	12:54.727
1	1	2:06.730	47.964	36.765	42.001		2:06.730	8	1	1:50.787	B 32.024	31.786	46.977	264.1	14:45.514
2	1	1:45.024	33.596	32.790	38.638	254.1	3:51.754	9	1	4:04.755	2:54.203	31.974	38.578		18:50.269
3	1	1:41.429	31.893	31.342	38.194	257.8	5:33.183	10	1	2:44.963	31.852	57.504	1:15.607	264.1	21:35.232
4	1	1:41.052	31.628	31.369	38.055	257.8	7:14.235	11	1	3:29.714	B 1:12.622	59.684	1:17.408	79.5	25:04.946
5	1	1:41.512	31.972	31.309	38.231	259.0	8:55.747	12	2	3:03.229	1:52.155	32.509	38.565		28:08.175
6	1	1:41.849	31.965	31.883	38.001	259.6	10:37.596	13	2	1:44.074	31.603	33.400	39.071	262.8	29:52.249
7	1	1:40.818	31.685	31.234	37.899	262.8	12:18.414	14	2	1:41.490	31.376	31.790	38.324	265.4	31:33.739
8	1	1:41.802	31.719	31.799	38.284	259.0	14:00.216	15	2	1:40.145	31.415	31.211	37.519	260.2	33:13.884
9	1	1:41.230	31.620	31.570	38.040	257.8	15:41.446	16	2	1:40.457	32.018	31.149	37.290	267.3	34:54.341
10	1	1:41.177	31.700	31.274	38.203	260.9	17:22.623	17	2	1:39.448	31.133	30.848	37.467	266.0	36:33.789
11	1	1:52.173	B 32.383	31.425	48.365	262.1	19:14.796	18	2	1:40.104	31.681	30.807	37.616	265.4	38:13.893
12	2	9:29.943	8:21.653	31.011	37.279		28:44.739	19	2	1:47.919	B 31.412	32.438	44.069	266.0	40:01.812
13	2	1:38.657	30.921	30.432	37.304	260.2	30:23.396	20	1	3:33.310	2:22.982	31.771	38.557		43:35.122
14	2	1:40.163	31.395	31.012	37.756	260.9	32:03.559	21	1	1:42.034	31.742	31.619	38.673	262.8	45:17.156
15	2	1:42.491	31.027	31.101	40.363	259.6	33:46.050	22	1	1:43.560	32.124	32.924	38.512	264.1	47:00.716
16	2	1:38.219	30.865	30.410	36.944	261.5	35:24.269	23	1	1:43.775	32.897	32.148	38.730	265.4	48:44.491
17	2	1:44.061	30.924	30.466	42.671	260.9	37:08.330	24	1	1:42.352	31.865	31.869	38.618	265.4	50:26.843
18	2	1:48.019	B 30.955	30.565	46.499	260.2	38:56.349	25	1	1:41.926	31.793	31.726	38.407	262.1	52:08.769
19	2	7:24.274	6:16.343	30.759	37.172		46:20.623	26	1	1:42.029	31.911	31.972	38.146	262.8	53:50.798
20	2	1:38.316	30.792	30.508	37.016	263.4	47:58.939	27	1	1:43.316	32.165	32.473	38.678	266.0	55:34.114
21	2	1:38.248	30.746	30.417	37.085	263.4	49:37.187	28	1	1:43.175	31.783	31.767	39.625	264.1	57:17.289
22	2	1:44.931	B 30.825	30.610	43.496	262.8	51:22.118	29	1	1:42.524	32.223	32.090	38.211	262.1	58:59.813
24 H24 Racing S. Richelmi H24 INNOVATIVE CAR 1.Stéphane RICHELMI								30	1	1:41.672	31.770	31.754	38.148	262.8	1:00:41.485
1	1	6:23.219	B 2:32.463	40.736	3:10.020		6:23.219	27 Nielsen Racing Ligier JS P320 - Nissan LMP3 1.Andrew FERGUSON 2.Jeremy FERGUSON							
2	1	2:28.635	1:04.313	39.093	45.229		8:51.854	1	1	2:35.418	1:12.393	37.772	45.253		2:35.418
3	1	1:52.194	35.835	35.320	41.039	202.6	10:44.048	2	1	1:50.007	35.017	34.445	40.545	247.7	4:25.425
4	1	2:03.132	39.341	39.885	43.906	213.4	12:47.180	3	1	1:45.694	33.867	32.800	39.027	242.7	6:11.119
5	1	2:00.057	44.032	34.147	41.878	223.6	14:47.237	4	1	1:44.963	32.870	32.892	39.201	259.6	7:56.082
6	1	1:55.938	37.241	34.795	43.902	211.4	16:43.175	5	1	1:45.880	32.805	32.879	40.196	258.4	9:41.962
7	1	1:55.472	36.676	34.887	43.909	210.1	18:38.647	6	1	1:47.794	33.245	33.546	41.003	255.9	11:29.756
8	1	8:42.794	B 36.510	53.837	7:12.447	212.6	27:21.441	7	1	1:48.063	34.192	33.583	40.288	256.5	13:17.819
9	1	2:37.012	1:05.592	40.261	51.159		29:58.453	8	1	1:48.405	34.017	33.905	40.483	250.0	15:06.224
10	1	1:49.779	35.087	33.603	41.089	215.6	31:48.232	9	1	1:46.508	33.323	33.298	39.887	259.0	16:52.732
11	1	14:51.221	B 39.683	41.276	...	212.2	46:39.453	10	1	1:47.659	32.811	32.984	41.864	259.0	18:40.391
12	1	2:32.019	1:05.656	40.715	45.648		49:11.472	11	1	2:40.786	34.141	50.476	1:16.169	260.2	21:21.177
13	1	1:52.763	35.633	34.561	42.569	221.8	51:04.235	12	1	3:39.392	B 1:12.675	1:02.376	1:24.341	80.6	25:00.569
14	1	1:54.394	36.590	35.573	42.231	207.3	52:58.629	13	2	4:55.182	3:38.009	34.410	42.763		29:55.751
15	1	2:12.818	B 36.276	34.673	1:01.869	212.6	55:11.447	14	2	1:49.236	34.358	33.558	41.320	248.8	31:44.987



Michelin Le Mans Cup

Portimao Round

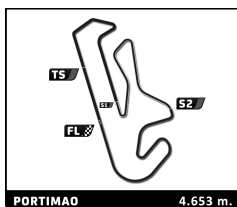
Free Practice 1

Amended

PORTIMAO 4.653 m.

Sector Analysis

Lap under Red Flag												Invalidated Lap												Personal Best												Session Best												B Crossing the pit lane																																																																																																																																																																							
Lap	D	Time	Sector 1	Sector 2	Sector 3	T. Spd	Elapsed	Lap	D	Time	Sector 1	Sector 2	Sector 3	T. Spd	Elapsed	Lap	D	Time	Sector 1	Sector 2	Sector 3	T. Spd	Elapsed	Lap	D	Time	Sector 1	Sector 2	Sector 3	T. Spd	Elapsed	Lap	D	Time	Sector 1	Sector 2	Sector 3	T. Spd	Elapsed																																																																																																																																																																																
15	2	1:44.595	32.767	32.643	39.185	255.3	33:29.582	5	2	1:39.830	31.281	31.100	37.449	260.2	9:04.452	6	2	1:39.738	31.368	30.912	37.458	260.2	10:44.190	7	2	1:40.393	31.920	31.023	37.450	264.7	12:24.583	8	2	1:41.512	31.317	31.144	39.051	260.9	14:06.095	9	2	1:40.011	31.513	30.824	37.674	260.9	15:46.106	10	2	1:40.581	31.220	31.032	38.329	262.8	17:26.687	11	2	1:52.061	31.381	33.793	46.887	264.1	19:18.748	12	1	10:22.593	9:08.305	33.920	40.368		29:41.341	13	1	1:45.832	33.718	33.135	38.979	255.3	31:27.173	14	1	1:46.087	33.533	32.950	39.604	255.9	33:13.260	15	1	1:44.854	32.575	33.010	39.269	255.3	34:58.114	16	1	1:51.421	32.934	32.687	45.800	254.7	36:49.535	17	1	6:51.493	5:39.486	32.610	39.397		43:41.028	18	1	1:42.995	32.327	32.341	38.327	254.7	45:24.023	19	1	1:42.923	32.145	32.094	38.684	257.1	47:06.946	20	1	1:44.279	33.129	32.413	38.737	257.8	48:51.225	21	1	1:43.578	32.493	32.175	38.910	256.5	50:34.803	22	1	1:44.898	32.619	33.047	39.232	253.5	52:19.701	23	1	1:55.154	32.622	33.468	49.064	255.9	54:14.855																																																								
31 AF Corse 1. Kriton LENTOUDIS 2. Rui AGUAS Ligier JS P320 - Nissan LMP3																																																																																																																																																																																																																							
1	2	2:31.947	1:18.008	33.471	40.468		2:31.947	1	2	9:46.536	8:34.343	33.396	38.797		9:46.536	2	2	1:41.657	32.103	31.163	38.391	256.5	11:28.193	3	2	1:40.928	31.673	31.013	38.242	260.2	5:55.142	4	2	1:40.508	31.418	31.029	38.061	262.8	7:35.650	5	2	1:42.833	32.155	32.010	38.668	262.8	9:18.483	6	2	1:40.103	31.342	31.022	37.739	261.5	10:58.586	7	2	1:40.053	31.322	30.952	37.779	262.8	12:38.639	8	2	1:55.237	33.695	32.870	48.672	263.4	14:33.876	9	2	5:48.316	4:04.221	34.296	1:09.799		20:22.192	10	1	8:47.489	7:31.622	34.305	41.562		29:09.681	11	1	1:49.530	35.727	33.169	40.634	249.4	30:59.211	12	1	1:49.443	34.494	34.110	40.839	255.9	32:48.654	13	1	1:47.027	32.995	33.244	40.788	257.1	34:35.681	14	1	1:47.178	32.906	33.516	40.756	257.1	36:22.859	15	1	1:48.721	33.783	33.497	41.441	254.1	38:11.580	16	1	1:44.852	32.856	32.740	39.256	257.8	39:56.432	17	1	1:44.885	32.980	32.718	39.187	255.3	41:41.317	18	1	1:46.333	32.470	34.410	39.453	257.8	43:27.650	19	1	1:44.319	32.354	32.800	39.165	257.1	45:11.969	20	1	1:46.187	32.439	32.917	40.831	259.0	46:58.156	21	1	2:05.833	38.807	33.332	53.694	200.0	49:03.989	22	2	4:23.407	3:13.963	31.624	37.820		53:27.396	23	2	1:40.821	31.730	31.200	37.891	262.1	55:08.217	24	2	1:42.576	31.284	33.146	38.146	262.1	56:50.793	25	2	1:40.408	31.555	30.995	37.858	262.1	58:31.201	26	2	1:40.073	31.279	31.105	37.689	261.5	1:00:11.274
37 COOL Racing 1. Antoine DOQUIN 2. Josh SKELTON Ligier JS P320 - Nissan LMP3																																																																																																																																																																																																																							
1	2	9:46.536	8:34.343	33.396	38.797		9:46.536	2	2	1:41.657	32.103	31.163	38.391	256.5	11:28.193	3	2	1:40.271	32.107	30.777	37.387	259.6	13:08.464	4	2	1:40.508	31.831	31.028	37.649	260.2	14:48.972	5	2	1:40.099	31.627	30.862	37.610	262.8	16:29.071	6	2	1:39.707	31.157	30.551	37.999	263.4	18:08.778	7	2	2:10.190	31.465	32.537	1:06.188	259.6	20:18.968	8	2	20:46.199	...	35.295	38.854		41:05.167	9	2	1:38.960	31.090	30.818	37.052	257.1	42:44.127	10	2	1:38.705	30.919	30.459	37.327	259.6	44:22.832	11	2	1:39.222	31.072	30.497	37.653	260.9	46:02.054	12	2	1:44.762	31.124	30.517	43.121	259.6	47:46.816	13	2	5:28.276	4:06.947	33.299	48.030		53:15.092																																																																																																																
55 Rinaldi Racing 1. Steve PARROW 2. Dominik SCHWAGER Duqueine M30 - D08 - Nissan LMP3																																																																																																																																																																																																																							
1	2	3:17.633	2:04.416	33.525	39.692		3:17.633	2	2	1:41.578	32.076	31.740	37.762	257.1	4:59.211	3	2	1:39.419	31.048	30.871	37.500	265.4	6:38.630	4	2	1:44.190	31.122	33.039	40.029	267.3	8:22.820	5	2	1:39.676	31.163	31.032	37.481	266.7	10:02.496	6	2	1:49.041	31.433	32.707	44.901	268.0	11:51.537	7	2	5:05.309	3:49.808	34.872	40.629		16:56.846	8	2	1:41.373	31.014	31.276	39.083	266.7	18:38.219	9	2	2:38.522	31.070	47.514	1:19.938	268.0	21:16.741	10	1	6:55.959	5:43.904	32.980	39.075		28:12.700	11	1	1:43.307	32.169	32.558	38.580	262.8	29:56.007	12	1	1:42.559	32.183	31.803	38.573	262.8	31:38.566	13	1	1:44.561	31.873	33.560	39.128	264.7	33:23.127	14	1	1:41.823	31.859	31.802	38.162	264.7	35:04.950	15	1	1:41.692	31.768	31.759	38.165	266.7	36:46.642																																																																																																
33 CD Sport 1. Michael JENSEN 2. Adam ETEKI Ligier JS P320 - Nissan LMP3																																																																																																																																																																																																																							
1	2	2:21.254	1:06.630	35.076	39.548		2:21.254	2	2	1:42.839	32.672	32.293	37.874	256.5	4:04.093	3	2	1:40.270	31.312	31.031	37.927	259.0	5:44.363	4	2	1:40.259	31.352	31.482	37.425	259.6	7:24.622																																																																																																																																																																																								



Michelin Le Mans Cup

Portimao Round

Free Practice 1

Amended

PORTIMAO 4.653 m.

Sector Analysis

Lap under Red Flag Invalidated Lap Personal Best Session Best Crossing the pit lane

Lap	D	Time	Sector 1	Sector 2	Sector 3	T. Spd	Elapsed	Lap	D	Time	Sector 1	Sector 2	Sector 3	T. Spd	Elapsed
16	1	1:41.377	31.425	31.751	38.201	265.4	38:28.019	12	2	2:44.061 B	30.971	55.720	1:17.370	270.7	21:31.574
17	1	1:43.981	31.679	31.664	40.638	264.7	40:12.000	13	1	6:03.860	4:53.018	32.537	38.305		27:35.434
18	1	1:50.238 B	33.457	32.223	44.558	266.0	42:02.238	14	1	2:06.149	54.235	33.110	38.804	266.0	29:41.583
19	2	4:13.717	2:58.613	33.951	41.153		46:15.955	15	1	1:42.702	32.094	32.256	38.352	268.0	31:24.285
20	2	1:39.311	30.994	31.021	37.296	266.7	47:55.266	16	1	1:42.439	31.953	31.829	38.657	266.0	33:06.724
21	2	1:45.002	31.199	31.675	42.128	268.7	49:40.268	17	1	1:41.869	31.743	32.027	38.099	268.0	34:48.593
22	2	1:45.279 B	31.003	30.850	43.426	266.7	51:25.547	18	1	1:42.472	31.739	31.976	38.757	268.7	36:31.065
23	2	2:46.913	1:33.694	33.748	39.471		54:12.460	19	1	1:41.965	31.751	32.050	38.164	270.0	38:13.030
24	2	1:38.970	31.174	30.596	37.200	264.1	55:51.430	20	1	1:43.361	31.842	32.744	38.775	269.3	39:56.391
25	2	1:40.892	30.940	31.909	38.043	267.3	57:32.322	21	1	1:41.710	31.929	31.729	38.052	265.4	41:38.101
26	2	1:40.134	31.026	30.763	38.345	265.4	59:12.456	22	1	1:41.622	31.639	31.819	38.164	267.3	43:19.723
27	2	1:39.991	31.019	30.987	37.985	266.0	1:00:52.447	23	1	1:50.109 B	31.850	32.224	46.035	268.0	45:09.832

60 Phoenix Racing
1. Frank KRÄLING
2. Connor DE PHILLIPPI
Ligier JS P320 - Nissan LMP3

1	2	2:36.292	1:15.679	35.356	45.257		2:36.292
2	2	1:49.425	38.301	33.402	37.722	242.2	4:25.717
3	2	1:42.891	31.435	30.875	40.581	266.0	6:08.608
4	2	1:40.249	32.128	30.816	37.305	262.1	7:48.857
5	2	1:39.657	31.054	30.586	38.017	260.9	9:28.514
6	2	1:38.914	31.057	30.564	37.293	262.1	11:07.428
7	2	1:40.864	31.557	31.560	37.747	266.7	12:48.292
8	2	1:40.536	31.170	30.496	38.870	264.1	14:28.828
9	2	1:38.510	31.084	30.446	36.980	264.1	16:07.338
10	2	1:38.382	30.912	30.370	37.100	264.7	17:45.720
11	2	1:45.620 B	30.951	30.766	43.903	265.4	19:31.340
12	2	10:16.659	8:59.910	33.291	43.458		29:47.999
13	2	1:42.458	32.061	31.122	39.275	265.4	31:30.457
14	2	1:41.384	32.171	31.409	37.804	262.1	33:11.841
15	2	1:39.101	30.884	30.446	37.771	264.1	34:50.942
16	2	1:39.234	30.637	30.994	37.603	265.4	36:30.176
17	2	1:39.295	30.727	30.754	37.814	263.4	38:09.471
18	2	1:38.365	30.838	30.609	36.918	264.7	39:47.836
19	2	1:40.459	31.145	31.592	37.722	265.4	41:28.295
20	2	1:44.573 B	31.115	30.640	42.818	264.7	43:12.868
21	2	4:51.582	3:43.203	31.024	37.355		48:04.450
22	2	1:38.436	30.849	30.563	37.024	265.4	49:42.886
23	2	1:38.006	30.650	30.449	36.907	264.7	51:20.892
24	2	1:43.892 B	30.901	30.786	42.205	264.1	53:04.784

66 Rinaldi Racing
1. Alexander MATTSCHULL
2. Nicolas VARRONE
Duqueine M30 - D08 - Nissan LMP3

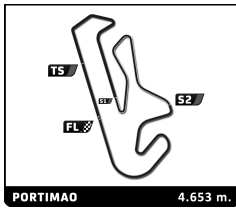
1	2	2:05.196	45.896	37.061	42.239		2:05.196
2	2	1:42.076	31.587	32.862	37.627	262.1	3:47.272
3	2	1:39.259	31.209	31.007	37.043	265.4	5:26.531
4	2	1:38.976	31.025	30.839	37.112	268.7	7:05.507
5	2	1:39.474	30.960	30.941	37.573	269.3	8:44.981
6	2	1:38.999	31.029	30.841	37.129	269.3	10:23.980
7	2	1:38.928	30.921	30.834	37.173	270.7	12:02.908
8	2	1:45.791	31.259	31.394	43.138	269.3	13:48.699
9	2	1:39.115	31.026	30.923	37.166	268.0	15:27.814
10	2	1:39.568	30.934	31.307	37.327	270.0	17:07.382
11	2	1:40.131	31.459	31.273	37.399	272.0	18:47.513

69 COOL Racing
1. Maurice SMITH
2. Matt BELL
Ligier JS P320 - Nissan LMP3

1	1	2:09.446	53.230	34.711	41.505		2:09.446
2	1	1:45.507	33.736	32.201	39.570	246.6	3:54.953
3	1	1:41.962	31.614	31.167	39.181	260.9	5:36.915
4	1	1:41.651	32.479	31.240	37.932	260.9	7:18.566
5	1	1:40.034	31.332	31.009	37.693	262.1	8:58.600
6	1	1:40.996	31.358	32.042	37.596	262.1	10:39.596
7	1	1:43.276	31.279	31.680	40.317	262.8	12:22.872
8	1	2:24.891 B	31.668	31.256	1:21.967	261.5	14:47.763
9	1	12:50.253	...	32.650	39.084		27:38.016
10	1	1:41.260	31.993	31.364	37.903	254.7	29:19.276
11	1	1:54.756 B	32.105	33.751	48.900	259.6	31:14.032

71 Team Virage
1. Rob HODES
2. Mathis POULET
Ligier JS P320 - Nissan LMP3

1	2	2:08.929	52.206	34.997	41.726		2:08.929
2	2	1:45.183	33.312	32.451	39.420	246.6	3:54.112
3	2	1:40.773	31.525	31.224	38.024	260.9	5:34.885
4	2	1:46.145	32.467	32.610	41.068	259.0	7:21.030
5	2	1:40.721	31.199	30.892	38.630	260.2	9:01.751
6	2	1:40.169	31.417	31.051	37.701	257.8	10:41.920
7	2	1:41.661	31.331	32.633	37.697	262.8	12:23.581
8	2	1:44.170	31.533	31.422	41.215	262.8	14:07.751
9	2	1:39.491	31.254	30.944	37.293	261.5	15:47.242
10	2	1:40.954	31.255	30.766	38.933	264.7	17:28.196
11	2	1:49.273 B	31.390	33.104	44.779	261.5	19:17.469
12	1	8:14.335	7:02.104	33.430	38.801		27:31.804
13	1	1:41.879	32.251	31.729	37.899	260.2	29:13.683
14	1	1:44.057	32.199	32.965	38.893	261.5	30:57.740
15	1	1:42.094	31.826	31.850	38.418	260.2	32:39.834
16	1	1:41.760	32.085	31.631	38.044	259.6	34:21.594
17	1	1:41.802	31.935	31.731	38.136	261.5	36:03.396



Michelin Le Mans Cup

Portimao Round

Free Practice 1

Sector Analysis

Amended

PORTIMAO 4.653 m.

Lap under Red Flag Invalidated Lap ■ Personal Best ■ Session Best **B** Crossing the pit lane

Lap	D	Time	Sector 1	Sector 2	Sector 3	T. Spd	Elapsed	Lap	D	Time	Sector 1	Sector 2	Sector 3	T. Spd	Elapsed
18	1	1:41.530	31.776	31.784	37.970	260.2	37:44.926	19	1	1:41.788	31.941	31.746	38.101	264.1	40:06.857
19	1	1:41.872	31.641	32.049	38.182	259.6	39:26.798	20	1	1:43.955	32.363	32.561	39.031	265.4	41:50.812
20	1	1:47.107 B	31.799	31.552	43.756	260.2	41:13.905	21	1	1:42.921	32.269	32.080	38.572	264.7	43:33.733
21	2	5:13.324	4:03.499	32.026	37.799		46:27.229	22	1	1:44.741	31.882	31.944	40.915	263.4	45:18.474
22	2	1:41.199	31.867	31.480	37.852	262.1	48:08.428	23	1	1:42.940	32.131	32.383	38.426	266.0	47:01.414
23	2	2:00.834 B	42.952	32.489	45.393	262.1	50:09.262	24	1	1:43.687	33.479	32.101	38.107	266.0	48:45.101
24	2	5:30.510	4:21.085	31.677	37.748		55:39.772	25	1	1:42.361	31.986	31.958	38.417	266.7	50:27.462
25	2	1:44.890	33.963	31.427	39.500	260.9	57:24.662	26	1	1:42.037	32.034	31.716	38.287	264.1	52:09.499
26	2	1:41.636	31.194	32.517	37.925	260.9	59:06.298	27	1	1:44.222	34.069	31.922	38.231	263.4	53:53.721
27	2	1:39.078	31.069	30.705	37.304	259.6	1:00:45.376	28	1	1:43.934	31.701	31.816	40.417	265.4	55:37.655

73		TS Corse		Duqueine M30 - D08 - Nissan			
		1. Pietro PECCENINI		LMP3			
		2. Cian CAREY					
1	2	2:09.013	54.187	34.563	40.263		2:09.013
2	2	1:44.236	32.640	32.346	39.250	255.9	3:53.249
3	2	1:41.274	31.621	31.688	37.965	260.9	5:34.523
4	2	1:40.963	31.672	31.523	37.768	261.5	7:15.486
5	2	1:40.956	31.533	31.576	37.847	263.4	8:56.442
6	2	1:42.336	31.606	32.100	38.630	264.7	10:38.778
7	2	1:40.290	31.332	31.328	37.630	264.7	12:19.068
8	2	1:42.138	31.370	32.075	38.693	263.4	14:01.206
9	2	1:40.763	31.296	31.759	37.708	264.1	15:41.969
10	2	1:43.290	32.290	33.119	37.881	266.0	17:25.259
11	2	7:48.196 B	31.945	6:28.379	47.872	266.7	25:13.455
12	1	19:03.356 B	...	36.256	51.756		44:16.811
13	1	5:36.236	4:20.719	34.821	40.696		49:53.047
14	1	1:43.505	32.793	32.240	38.472	256.5	51:36.552
15	1	1:42.435	32.112	31.865	38.458	260.2	53:18.987
16	1	1:43.733	32.496	32.313	38.924	261.5	55:02.720
17	1	1:42.743	32.362	31.968	38.413	259.6	56:45.463
18	1	1:43.017	32.258	32.218	38.541	260.9	58:28.480
19	1	1:42.578	32.014	31.958	38.606	260.9	1:00:11.058

77		Team Thor		Ligier JS P320 - Nissan			
		1. Audunn GUDMUNDSSON		LMP3			
		2. Thomas ASHTON					
1	2	2:20.111	1:04.322	36.222	39.567		2:20.111
2	2	1:45.377	33.093	34.166	38.118	256.5	4:05.488
3	2	1:41.203	31.506	31.392	38.305	260.9	5:46.691
4	2	1:41.131	31.596	31.562	37.973	264.7	7:27.822
5	2	1:41.868	31.584	32.493	37.791	262.8	9:09.690
6	2	1:41.053	31.626	31.421	38.006	264.1	10:50.743
7	2	1:41.434	31.980	31.360	38.094	264.7	12:32.177
8	2	1:49.424	31.542	31.426	46.456	264.7	14:21.601
9	2	1:41.001	32.088	31.141	37.772	253.5	16:02.602
10	2	1:40.278	31.401	31.142	37.735	266.0	17:42.880
11	2	1:58.444 B	31.689	31.246	55.509	266.7	19:41.324
12	1	8:21.918	7:09.142	33.445	39.331		28:03.242
13	1	1:46.868	34.010	32.522	40.336	263.4	29:50.110
14	1	1:44.576	32.300	33.753	38.523	262.8	31:34.686
15	1	1:43.996	32.390	33.127	38.479	262.1	33:18.682
16	1	1:42.782	31.898	32.000	38.884	264.1	35:01.464
17	1	1:41.945	31.836	31.894	38.215	263.4	36:43.409
18	1	1:41.660	31.624	31.909	38.127	262.8	38:25.069