

# Michelin Le Mans Cup

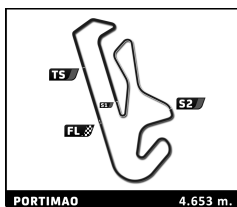
## Portimao Round

### Bronze Driver Collective Test

#### Sector Analysis

Lap under Red Flag    Invalidated Lap    Personal Best    Session Best    Crossing the pit lane

Lap	D	Time	Sector 1	Sector 2	Sector 3	T. Spd	Elapsed	Lap	D	Time	Sector 1	Sector 2	Sector 3	T. Spd	Elapsed
14	1	<b>1:42.703</b>	32.234	31.537	38.932	255.3	29:36.888	14	1	1:39.926	<b>31.277</b>	30.997	<b>37.652</b>	259.6	29:01.477
15	1	1:42.798	<b>32.216</b>	<b>31.529</b>	39.053	255.9	31:19.686	15	1	1:42.566	31.374	32.885	38.307	260.9	30:44.043
<b>9</b> <b>Iron Lynx</b> <span style="float:right">Ferrari 488 GT3</span> 1.Manuela GOSTNER <span style="float:right">GT3</span> 2.Doriane PIN								<b>16</b> <b>Team Virage</b> <span style="float:right">Ligier JS P320 - Nissan</span> 1.Sacha LEHMANN <span style="float:right">LMP3</span> 2.Miguel CRISTÓVÃO							
1	1	2:43.572	1:15.653	40.257	47.662		2:43.572	1	2	5:35.292	4:12.190	37.594	45.508		5:35.292
2	1	1:54.701	37.396	34.620	42.685	187.8	4:38.273	2	2	1:53.242	38.860	34.836	39.546	214.7	7:28.534
3	1	1:48.339	33.703	32.743	41.893	252.9	6:26.612	3	2	1:42.606	31.872	31.744	38.990	254.7	9:11.140
4	1	1:46.641	33.192	32.690	40.759	253.5	8:13.253	4	2	1:40.731	31.571	31.473	37.687	257.8	10:51.871
5	1	1:45.459	<b>32.972</b>	32.230	40.257	254.1	9:58.712	5	2	<b>1:40.458</b>	31.226	31.463	37.769	259.0	12:32.329
6	1	1:47.282	32.983	32.350	41.949	254.1	11:45.994	6	2	1:40.749	31.234	<b>31.286</b>	38.229	259.0	14:13.078
7	1	1:54.502 <b>B</b>	33.155	33.169	48.178	254.7	13:40.496	7	2	1:44.247	31.348	33.795	39.104	259.0	15:57.325
8	1	3:23.008	1:50.442	41.663	50.903		17:03.504	8	2	1:40.485	31.557	31.296	<b>37.632</b>	259.0	17:37.810
9	1	2:47.272	38.327	51.583	1:17.362	185.2	19:50.776	9	2	2:51.426 <b>B</b>	31.559	1:01.185	1:18.682	259.0	20:29.236
10	1	2:18.251	1:01.318	34.653	42.280	79.5	22:09.027	10	2	5:04.146	3:03.237	44.891	1:16.018		25:33.382
11	1	1:46.832	33.853	32.496	40.483	233.3	23:55.859	11	2	1:55.482	38.763	35.112	41.607	209.3	27:28.864
12	1	2:42.965	1:06.169	48.992	47.804	79.5	26:38.824	12	2	1:40.541	<b>31.193</b>	31.540	37.808	255.9	29:09.405
13	1	1:45.768	33.434	32.285	40.049	248.8	28:24.592	13	2	1:44.738	31.833	33.934	38.971	258.4	30:54.143
14	1	<b>1:45.094</b>	32.993	<b>32.124</b>	<b>39.977</b>	254.1	30:09.686	<b>17</b> <b>IDEC Sport</b> <span style="float:right">Ligier JS P320 - Nissan</span> 1.Patrice LAFARGUE <span style="float:right">LMP3</span> 2.Dimitri ENJALBERT							
<b>11</b> <b>WTM Powered by Phoenix</b> <span style="float:right">Duqueine M30 - D08 - Nissan</span> 1.Leonard WEISS <span style="float:right">LMP3</span> 2.Thorsten KRATZ								1	1	2:19.202	56.589	38.545	44.068		2:19.202
1	2	2:09.894	49.646	36.479	43.769		2:09.894	2	1	1:47.092	34.158	32.908	40.026	244.9	4:06.294
2	2	1:55.327	38.683	34.787	41.857	184.9	4:05.221	3	1	1:46.879	32.973	32.459	41.447	255.9	5:53.173
3	2	1:51.667 <b>B</b>	32.690	32.442	46.535	260.2	5:56.888	4	1	<b>1:42.506</b>	32.269	<b>31.613</b>	<b>38.624</b>	254.7	7:35.679
4	2	3:34.611	2:21.470	33.947	39.194		9:31.499	5	1	1:42.849	<b>32.209</b>	31.626	39.014	256.5	9:18.528
5	2	1:44.121	32.148	33.662	38.311	264.7	11:15.620	6	1	1:55.493 <b>B</b>	34.494	31.875	49.124	255.9	11:14.021
6	2	1:40.769	31.465	31.355	37.949	264.7	12:56.389	7	1	3:29.173	2:07.652	36.325	45.196		14:43.194
7	2	1:41.796	31.820	32.293	37.683	266.0	14:38.185	8	1	1:48.217	35.927	32.838	39.452	248.8	16:31.411
8	2	1:39.718	31.173	30.923	37.622	267.3	16:17.903	9	1	4:55.867 <b>B</b>	32.468	3:26.862	56.537	256.5	21:27.278
9	2	1:39.877	31.109	30.924	37.844	268.0	17:57.780	<b>18</b> <b>Mühlner Motorsport</b> <span style="float:right">Duqueine M30 - D08 - Nissan</span> 1.John FALB <span style="float:right">LMP3</span> 2.James ALLEN							
10	2	3:06.459	1:05.584	1:06.124	54.751	79.3	21:04.239	1	1	2:08.112	50.420	36.197	41.495		2:08.112
11	2	1:40.903	31.498	31.685	37.720	262.8	22:45.142	2	1	1:45.885	33.276	33.424	39.185	252.3	3:53.997
12	2	2:17.513	31.131	30.860	1:15.522	266.0	25:02.655	3	1	1:41.281	31.490	31.657	38.134	260.9	5:35.278
13	2	2:03.144	54.040	31.570	37.534	79.9	27:05.799	4	1	1:40.725	31.600	31.313	37.812	262.8	7:16.003
14	2	<b>1:39.126</b>	<b>31.041</b>	<b>30.744</b>	<b>37.341</b>	266.7	28:44.925	5	1	1:40.236	31.623	31.040	<b>37.573</b>	264.1	8:56.239
15	2	1:39.646	31.119	31.005	37.522	267.3	30:24.571	6	1	1:40.181	31.572	<b>31.033</b>	37.576	264.1	10:36.420
<b>15</b> <b>RLR MSport</b> <span style="float:right">Ligier JS P320 - Nissan</span> 1.Horst Jr FELBERMAYR <span style="float:right">LMP3</span> 2.Tommy FOSTER								7	1	1:43.150	31.473	31.220	40.457	257.8	12:19.570
1	1	2:28.687	1:10.485	37.017	41.185		2:28.687	8	1	1:40.342	31.454	31.147	37.741	262.8	13:59.912
2	1	1:43.795	33.078	32.047	38.670	253.5	4:12.482	9	1	1:41.927	32.329	31.735	37.863	256.5	15:41.839
3	1	1:41.996	31.878	31.869	38.249	257.8	5:54.478	10	1	1:40.629	31.211	31.477	37.941	265.4	17:22.468
4	1	1:42.418	32.559	31.595	38.264	260.2	7:36.896	11	1	2:48.728	32.010	1:00.669	1:16.049	265.4	20:11.196
5	1	1:41.854	31.764	31.398	38.692	262.1	9:18.750	12	1	1:58.254	48.552	31.580	38.122	78.5	22:09.450
6	1	1:51.952 <b>B</b>	32.486	31.465	48.001	262.8	11:10.702	13	1	<b>1:40.112</b>	<b>31.203</b>	31.141	37.768	271.4	23:49.562
7	1	3:56.539	2:42.280	34.169	40.090		15:07.241	14	1	2:29.884	56.586	54.925	38.373	265.4	26:19.446
8	1	1:41.911	32.102	31.285	38.524	257.1	16:49.152	15	1	1:41.116	31.594	31.253	38.269	264.1	28:00.562
9	1	2:09.291	31.710	31.132	1:06.449	257.1	18:58.443	16	1	1:41.585	31.819	31.868	37.898	272.0	29:42.147
10	1	2:33.079	1:13.616	41.462	38.001	79.5	21:31.522	17	1	1:41.292	31.545	31.307	38.440	264.7	31:23.439
11	1	<b>1:39.908</b>	31.444	<b>30.803</b>	37.661	257.8	23:11.430	<b>20</b> <b>Grainmarket Racing</b> <span style="float:right">Duqueine M30 - D08 - Nissan</span> 1.Mark CRADER <span style="float:right">LMP3</span> 2.Alex MORTIMER							
12	1	2:25.883	31.671	43.692	1:10.520	259.6	25:37.313								
13	1	1:44.238	35.041	31.421	37.776	236.8	27:21.551								



# Michelin Le Mans Cup

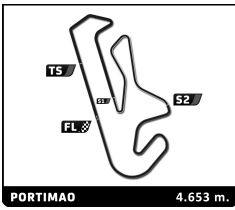
## Portimao Round

### Bronze Driver Collective Test

PORTIMAO 4.653 m. Sector Analysis

Lap under Red Flag Invalidated Lap Personal Best Session Best Crossing the pit lane

Lap	D	Time	Sector 1	Sector 2	Sector 3	T. Spd	Elapsed	Lap	D	Time	Sector 1	Sector 2	Sector 3	T. Spd	Elapsed
1	1	2:30.225	1:09.772	38.666	41.787		2:30.225	2	1	1:43.761	33.581	31.869	38.311	250.6	3:49.767
2	1	1:47.957	33.743	33.524	40.690	254.1	4:18.182	3	1	1:41.383	<b>31.634</b>	31.310	38.439	258.4	5:31.150
3	1	1:43.256	32.343	32.269	38.644	258.4	6:01.438	4	1	1:41.431	31.875	31.586	37.970	256.5	7:12.581
4	1	1:42.839	32.173	31.940	38.726	260.9	7:44.277	5	1	1:40.789	31.666	31.157	37.966	258.4	8:53.370
5	1	1:44.277	33.178	32.180	38.919	262.1	9:28.554	6	1	1:40.997	31.875	31.263	37.859	256.5	10:34.367
6	1	1:43.591	32.329	32.419	38.843	260.2	11:12.145	7	1	<b>1:40.636</b>	31.837	<b>31.012</b>	<b>37.787</b>	259.0	12:15.003
7	1	1:43.360	32.154	32.137	39.069	260.9	12:55.505	8	1	1:41.561	31.739	31.555	38.267	256.5	13:56.564
8	1	1:44.798	32.305	33.756	38.737	260.9	14:40.303	9	1	1:42.063	31.874	32.083	38.106	259.0	15:38.627
9	1	1:41.939	32.007	31.720	<b>38.212</b>	262.8	16:22.242	10	1	1:42.363	32.484	31.571	38.308	258.4	17:20.990
10	1	1:43.954	<b>31.768</b>	<b>31.535</b>	40.651	260.9	18:06.196	11	1	2:49.473	32.706	1:00.825	1:15.942	258.4	20:10.463
11	1	3:00.073	1:13.286	1:01.338	45.449	78.7	21:06.269	12	1	2:04.338	53.108	32.232	38.998	79.4	22:14.801
12	1	1:44.927	31.957	32.460	40.510	260.9	22:51.196	13	1	1:42.834	31.847	31.627	39.360	256.5	23:57.635
13	1	2:17.034	32.118	31.865	1:13.051	260.2	25:08.230	14	1	2:45.649 <b>B</b>	1:05.407	46.050	54.192	79.6	26:43.284
14	1	2:01.111	50.280	32.004	38.827	78.7	27:09.341	<b>25</b> <b>Racing Spirit of Leman</b> Ligier JS P320 - Nissan 1. Jacques WOLFF LMP3 2. Antoine JUNG							
15	1	<b>1:41.912</b>	31.948	31.593	38.371	260.2	28:51.253	1	1	2:17.543	57.735	37.994	41.814		2:17.543
16	1	1:43.472	31.987	31.822	39.663	261.5	30:34.725	2	1	1:48.051	33.833	33.035	41.183	255.3	4:05.594
<b>21</b> <b>Mühlner Motorsport</b> Duqueine M30 - D08 - Nissan LMP3 1. Charles CREWS 2. Ugo DE WILDE								3	1	1:43.930	32.818	32.686	38.426	259.0	5:49.524
1	1	3:30.949	2:11.752	34.185	45.012		3:30.949	4	1	1:41.552	31.847	31.563	38.142	260.9	7:31.076
2	1	1:42.702	31.910	31.975	38.817	255.9	5:13.651	5	1	<b>1:40.946</b>	31.579	31.413	37.954	262.8	9:12.022
3	1	1:40.795	31.942	31.469	37.384	262.1	6:54.446	6	1	1:44.497	31.473	<b>31.222</b>	41.802	262.8	10:56.519
4	1	1:39.535	31.216	31.026	37.293	263.4	8:33.981	7	1	1:41.467	31.587	31.742	38.138	263.4	12:37.986
5	1	1:46.310	31.110	31.203	43.997	265.4	10:20.291	8	1	1:41.061	31.524	31.561	37.976	262.8	14:19.047
6	1	1:39.302	31.115	30.912	37.275	264.7	11:59.593	9	1	1:41.028	31.645	31.454	37.929	264.1	16:00.075
7	1	1:39.828	30.995	30.753	38.080	264.7	13:39.421	10	1	1:41.113	31.483	31.549	38.081	264.7	17:41.188
8	1	1:50.861	34.911	38.006	37.944	264.7	15:30.282	11	1	2:47.949	32.135	1:00.234	1:15.580	262.8	20:29.137
9	1	1:48.724	31.450	30.908	46.366	264.7	17:19.006	12	1	1:49.886	40.861	31.227	<b>37.798</b>	188.5	22:19.023
10	1	2:50.533 <b>B</b>	33.322	59.865	1:17.346	259.0	20:09.539	13	1	1:42.425	<b>31.441</b>	31.371	39.613	263.4	24:01.448
11	1	5:51.517	3:50.007	1:09.132	52.378		26:01.056	14	1	2:34.307	1:11.699	40.372	42.236	79.7	26:35.755
12	1	1:39.293	31.152	30.888	37.253	259.0	27:40.349	15	1	1:41.314	31.493	31.432	38.389	259.0	28:17.069
13	1	<b>1:38.708</b>	30.970	30.762	<b>36.976</b>	262.8	29:19.057	16	1	1:41.405	31.713	31.747	37.945	260.2	29:58.474
14	1	1:38.792	<b>30.898</b>	<b>30.646</b>	37.248	265.4	30:57.849	17	1	1:40.978	31.573	31.378	38.027	262.8	31:39.452
<b>22</b> <b>United Autosports</b> Ligier JS P320 - Nissan LMP3 1. Gerald KRAUT 2. Scott ANDREWS								<b>27</b> <b>Nielsen Racing</b> Ligier JS P320 - Nissan LMP3 1. Andrew FERGUSON 2. Jeremy FERGUSON							
1	1	2:52.281	1:29.682	37.280	45.319		2:52.281	1	1	2:09.065	43.132	38.645	47.288		2:09.065
2	1	1:50.832	35.057	33.288	42.487	240.5	4:43.113	2	1	1:59.723	37.909	35.391	46.423	243.2	4:08.788
3	1	1:46.350	34.128	32.944	39.278	254.1	6:29.463	3	1	1:48.882	33.816	33.217	41.849	248.3	5:57.670
4	1	1:45.671	32.569	33.224	39.878	255.9	8:15.134	4	1	1:45.763	32.911	33.060	39.792	252.9	7:43.433
5	1	1:46.302	32.843	32.833	40.626	258.4	10:01.436	5	1	1:46.746	32.789	33.111	40.846	256.5	9:30.179
6	1	1:48.316	32.650	33.121	42.545	259.0	11:49.752	6	1	1:49.221	33.250	35.051	40.920	256.5	11:19.400
7	1	1:44.054	32.459	32.480	39.115	258.4	13:33.806	7	1	1:46.889	33.838	32.952	40.099	245.5	13:06.289
8	1	1:43.977	32.576	32.586	38.815	257.8	15:17.783	8	1	1:46.048	32.931	33.000	40.117	256.5	14:52.337
9	1	1:47.679	<b>32.353</b>	36.419	38.907	259.0	17:05.462	9	1	<b>1:45.728</b>	33.073	32.946	39.709	257.8	16:38.065
10	1	2:42.903	32.498	53.272	1:17.133	260.2	19:48.365	10	1	2:14.466 <b>B</b>	32.908	33.098	1:08.460	257.1	18:52.531
11	1	2:15.884	1:02.478	33.588	39.818	79.7	22:04.249	11	2	4:00.499	2:43.144	34.656	42.699		22:53.030
12	1	<b>1:43.618</b>	32.505	<b>32.383</b>	<b>38.730</b>	257.1	23:47.867	12	2	2:21.949	33.406	34.226	1:14.317	251.2	25:14.979
13	1	3:03.910 <b>B</b>	57.723	59.381	1:06.806	243.2	26:51.777	13	2	1:59.348	46.842	<b>32.883</b>	<b>39.623</b>	131.2	27:10.327
<b>23</b> <b>United Autosports</b> Ligier JS P320 - Nissan LMP3 1. John SCHAUERMAN 2. Wayne BOYD								14	2	1:45.780	<b>32.321</b>	33.040	40.419	252.9	29:00.107
1	1	2:06.006	47.299	36.190	42.517		2:06.006	15	2	1:46.335	32.454	32.907	40.974	254.1	30:46.442



# Michelin Le Mans Cup


## Portimao Round

### Bronze Driver Collective Test

## Sector Analysis

Lap under Red Flag    Invalidated Lap    Personal Best    Session Best    Crossing the pit lane

Lap	D	Time	Sector 1	Sector 2	Sector 3	T. Spd	Elapsed	Lap	D	Time	Sector 1	Sector 2	Sector 3	T. Spd	Elapsed
<b>31</b>	<b>AF Corse</b> Ligier JS P320 - Nissan 1.Kriton LENTOUDIS LMP3 2.Rui AGUAS							13	1	2:24.374	1:13.260	32.909	38.205	79.4	26:43.494
								14	1	<b>1:41.281</b>	31.825	<b>31.365</b>	38.091	253.5	28:24.775
								15	1	1:49.662	37.102	33.541	39.019	256.5	30:14.437
1	1	2:48.219	1:21.722	41.161	45.336		2:48.219								
2	1	1:51.304	36.295	34.530	40.479	244.9	4:39.523								
3	1	1:45.354	32.893	33.021	39.440	254.7	6:24.877								
4	1	1:44.369	32.431	32.382	39.556	255.9	8:09.246								
5	1	<b>1:43.267</b>	<b>32.042</b>	32.598	<b>38.627</b>	254.7	9:52.513								
6	1	1:44.476	32.079	<b>32.271</b>	40.126	257.1	11:36.989								
7	1	1:47.467	34.206	33.267	39.994	255.9	13:24.456								
8	1	1:44.789	32.973	32.549	39.267	253.5	15:09.245								
9	1	1:52.130	33.539	35.534	43.057	246.0	17:01.375								
10	1	2:44.363 <b>B</b>	33.433	53.311	1:17.619	257.1	19:45.738								
11	1	3:18.577	2:06.685	32.652	39.240		23:04.315								
12	1	2:32.478	33.003	47.642	1:11.833	255.9	25:36.793								
13	1	1:48.211	35.465	33.508	39.238	233.3	27:25.004								
14	1	1:46.501	32.575	33.183	40.743	254.7	29:11.505								
15	1	1:44.650	32.862	32.709	39.079	252.9	30:56.155								
<b>32</b>	<b>United Autosports</b> Ligier JS P320 - Nissan 1.Daniel SCHNEIDER LMP3 2.Andrew MEYRICK														
1	1	2:06.464	48.693	35.516	42.255		2:06.464								
2	1	1:49.199	34.384	33.685	41.130	252.9	3:55.663								
3	1	1:45.056	34.487	32.202	38.367	255.3	5:40.719								
4	1	1:42.820	32.725	31.878	38.217	257.8	7:23.539								
5	1	1:41.301	31.873	31.613	37.815	262.1	9:04.840								
6	1	1:41.046	31.860	31.433	<b>37.753</b>	257.8	10:45.886								
7	1	1:41.205	31.716	31.458	38.031	259.0	12:27.091								
8	1	1:40.785	31.523	<b>31.320</b>	37.942	258.4	14:07.876								
9	1	1:42.439	32.164	31.670	38.605	257.8	15:50.315								
10	1	1:41.321	31.701	31.381	38.239	258.4	17:31.636								
11	1	2:54.390	36.358	1:01.686	1:16.346	261.5	20:26.026								
12	1	1:50.776	40.606	31.849	38.321	197.1	22:16.802								
13	1	1:43.252	31.784	31.878	39.590	260.2	24:00.054								
14	1	2:31.802	1:10.401	42.027	39.374	78.9	26:31.856								
15	1	<b>1:40.712</b>	31.536	31.354	37.822	257.1	28:12.568								
16	1	1:42.068	<b>31.408</b>	32.361	38.299	259.6	29:54.636								
17	1	1:40.918	31.727	31.351	37.840	259.0	31:35.554								
<b>55</b>	<b>Rinaldi Racing</b> Duqueine M30 - D08 - Nissan 1.Steve PARROW LMP3 2.Dominik SCHWAGER														
1	2	3:19.408	1:54.484	39.384	45.540		3:19.408								
2	2	1:54.098	38.359	35.161	40.578	218.2	5:13.506								
3	2	1:50.989	36.722	35.155	39.112	243.2	7:04.495								
4	2	1:42.882	32.208	31.881	38.793	262.1	8:47.377								
5	2	1:42.114	32.304	31.630	<b>38.180</b>	261.5	10:29.491								
6	2	1:42.002	31.981	31.740	38.281	265.4	12:11.493								
7	2	<b>1:41.833</b>	31.909	<b>31.544</b>	38.380	265.4	13:53.326								
8	2	1:50.507 <b>B</b>	<b>31.794</b>	32.992	45.721	264.7	15:43.833								
9	1	5:14.133	3:17.511	1:02.282	54.340		20:57.966								
10	1	1:50.607	35.253	35.414	39.940	251.2	22:48.573								
11	1	2:17.480 <b>B</b>	32.741	31.613	1:13.126	259.0	25:06.053								
12	1	3:00.050	1:49.083	31.840	39.127		28:06.103								
13	1	1:42.129	31.858	31.823	38.448	259.0	29:48.232								
14	1	1:41.834	31.964	31.584	38.286	263.4	31:30.066								
<b>60</b>	<b>Phoenix Racing</b> Ligier JS P320 - Nissan 1.Frank KRÄLING LMP3 2.Connor DE PHILLIPPI														
1	1	2:40.833	1:08.326	37.011	55.496		2:40.833								
2	1	1:58.310	37.235	36.621	44.454	204.9	4:39.143								
3	1	1:55.176	38.695	34.017	42.464	217.3	6:34.319								
4	1	1:43.522	32.398	32.242	38.882	257.1	8:17.841								
5	1	1:42.981	32.121	31.629	39.231	258.4	10:00.822								
6	1	1:43.284	31.958	31.752	39.574	260.2	11:44.106								
7	1	1:41.640	<b>31.850</b>	<b>31.375</b>	38.415	260.2	13:25.746								
8	1	1:43.578	32.509	32.193	38.876	260.9	15:09.324								
9	1	1:43.578	32.104	31.924	39.550	260.2	16:52.902								
10	1	2:36.718	32.709	45.589	1:18.420	260.9	19:29.620								
11	1	2:23.541	1:11.852	33.084	38.605	78.8	21:53.161								



# Michelin Le Mans Cup

## Portimao Round

### Bronze Driver Collective Test

## Sector Analysis

Lap	D	Time	Sector 1	Sector 2	Sector 3	T. Spd	Elapsed	Lap	D	Time	Sector 1	Sector 2	Sector 3	T. Spd	Elapsed
12	1	<b>1:41.179</b>	31.904	31.474	<b>37.801</b>	261.5	23:34.340	12	1	1:40.770	31.488	31.260	38.022	257.8	28:59.072
13	1	2:40.286 <b>B</b>	48.000	1:00.965	51.321	260.9	26:14.626	13	1	<b>1:39.780</b>	<b>31.353</b>	<b>30.898</b>	<b>37.529</b>	256.5	30:38.852
14	1	4:30.010 <b>B</b>	2:49.356	33.355	1:07.299		30:44.636								

66 Rinaldi Racing		Duqueine M30 - D08 - Nissan	
<b>1.</b> Alexander MATTSCHULL		LMP3	
<b>2.</b> Nicolas VARRONE			
1	1	1:56.539	40.239 35.458 40.842 1:56.539
2	1	1:43.440	33.256 32.115 38.069 256.5 3:39.979
3	1	1:40.947	31.767 31.398 37.782 262.1 5:20.926
4	1	1:41.832	31.469 31.826 38.537 264.7 7:02.758
5	1	1:40.218	31.238 31.333 37.647 266.0 8:42.976
6	1	1:46.679 <b>B</b>	31.419 31.435 43.825 264.1 10:29.655
7	1	4:02.896	2:43.584 37.643 41.669 14:32.551
8	1	1:44.231	34.708 31.872 37.651 258.4 16:16.782
9	1	1:39.579	<b>31.173</b> 31.078 37.328 264.1 17:56.361
10	1	2:57.541	1:05.660 1:02.243 49.638 77.9 20:53.902
11	1	1:47.321	31.434 <b>30.864</b> 45.023 263.4 22:41.223
12	1	2:12.394	31.380 31.593 1:09.421 263.4 24:53.617
13	1	2:06.589	57.504 31.529 37.556 78.7 27:00.206
14	1	<b>1:39.566</b>	31.270 31.132 <b>37.164</b> 263.4 28:39.772
15	1	1:39.821	31.391 31.168 37.262 263.4 30:19.593

69 COOL Racing		Ligier JS P320 - Nissan	
<b>1.</b> Maurice SMITH		LMP3	
<b>2.</b> Matt BELL			
1	1	2:10.782	57.200 34.513 39.069 2:10.782
2	1	1:45.155	34.242 32.154 38.759 255.9 3:55.937
3	1	1:43.103	32.134 31.990 38.979 262.8 5:39.040
4	1	1:42.041	32.577 31.573 37.891 261.5 7:21.081
5	1	1:40.830	31.432 31.565 37.833 263.4 9:01.911
6	1	1:41.111	31.641 31.444 38.026 260.9 10:43.022
7	1	1:46.894 <b>B</b>	<b>31.394</b> 31.390 44.110 262.1 12:29.916
8	1	3:28.964	2:13.634 35.752 39.578 15:58.880
9	1	2:07.491 <b>B</b>	31.774 38.292 57.425 259.6 18:06.371
10	1	3:47.233	2:36.548 32.680 38.005 21:53.604
11	1	1:41.823	32.194 31.842 37.787 263.4 23:35.427
12	1	2:29.655	45.290 1:00.033 44.332 263.4 26:05.082
13	1	1:40.547	31.519 31.506 <b>37.522</b> 262.1 27:45.629
14	1	<b>1:40.304</b>	31.522 <b>31.197</b> 37.585 262.8 29:25.933
15	1	1:41.125	31.467 31.642 38.016 262.1 31:07.058

71 Team Virage		Ligier JS P320 - Nissan	
<b>1.</b> Rob HODES		LMP3	
<b>2.</b> Mathis POULET			
1	1	6:47.413	5:29.273 36.152 41.988 6:47.413
2	1	1:45.054	33.330 32.642 39.082 255.9 8:32.467
3	1	1:41.042	31.901 31.394 37.747 257.8 10:13.509
4	1	1:41.393	31.719 31.474 38.200 259.6 11:54.902
5	1	1:44.043	31.912 31.615 40.516 259.6 13:38.945
6	1	1:40.720	31.662 31.327 37.731 258.4 15:19.665
7	1	1:50.622	31.823 37.172 41.627 260.9 17:10.287
8	1	2:41.493 <b>B</b>	31.487 51.067 1:18.939 259.6 19:51.780
9	1	3:05.973	1:54.942 32.736 38.295 22:57.753
10	1	2:29.139	32.410 40.226 1:16.503 259.0 25:26.892
11	1	1:51.410	39.687 33.167 38.556 196.4 27:18.302

73 TS Corse		Duqueine M30 - D08 - Nissan	
<b>1.</b> Pietro PECCENINI		LMP3	
<b>2.</b> Cian CAREY			
1	1	2:49.994	1:27.386 38.043 44.565 2:49.994
2	1	2:03.337 <b>B</b>	35.199 34.480 53.658 253.5 4:53.331
3	1	3:27.215	2:00.233 38.187 48.795 8:20.546
4	1	1:49.312	35.094 33.512 40.706 221.8 10:09.858
5	1	1:42.952	32.265 32.354 38.333 258.4 11:52.810
6	1	1:43.242	32.356 32.433 38.453 259.0 13:36.052
7	1	1:42.672	32.341 32.032 38.299 260.9 15:18.724
8	1	1:45.591	32.110 34.678 38.803 262.1 17:04.315
9	1	2:40.395	32.223 52.775 1:15.397 259.6 19:44.710
10	1	2:17.768	1:03.235 34.914 39.619 81.5 22:02.478
11	1	1:42.024	32.219 31.748 38.057 259.6 23:44.502
12	1	2:33.528	51.769 59.700 42.059 260.2 26:18.030
13	1	1:41.714	31.909 31.571 38.234 259.0 27:59.744
14	1	1:41.717	32.177 31.575 <b>37.965</b> 259.0 29:41.461
15	1	<b>1:41.076</b>	<b>31.463</b> <b>31.555</b> 38.058 259.6 31:22.537

77 Team Thor		Ligier JS P320 - Nissan	
<b>1.</b> Audunn GUDMUNDSSON		LMP3	
<b>2.</b> Thomas ASHTON			
1	1	3:09.180	1:47.160 38.802 43.218 3:09.180
2	1	1:44.785	33.785 32.409 38.591 252.9 4:53.965
3	1	1:43.378	32.861 32.182 38.335 259.6 6:37.343
4	1	1:42.531	32.016 31.753 38.762 260.9 8:19.874
5	1	1:41.979	31.906 31.947 38.126 259.6 10:01.853
6	1	1:44.935	32.628 33.222 39.085 263.4 11:46.788
7	1	1:42.124	32.379 31.655 38.090 265.4 13:28.912
8	1	1:41.964	31.728 32.146 38.090 264.1 15:10.876
9	1	1:43.415	32.414 31.582 39.419 265.4 16:54.291
10	1	2:38.764	32.764 50.514 1:15.486 264.7 19:33.055
11	1	2:23.320	1:11.995 32.643 38.682 71.0 21:56.375
12	1	1:41.640	32.054 31.590 37.996 260.9 23:38.015
13	1	2:30.771	48.256 1:00.821 41.694 263.4 26:08.786
14	1	1:42.285	31.869 31.588 38.828 260.9 27:51.071
15	1	<b>1:40.728</b>	<b>31.493</b> <b>31.290</b> 37.945 262.1 29:31.799
16	1	1:41.273	31.966 31.381 <b>37.926</b> 262.8 31:13.072