

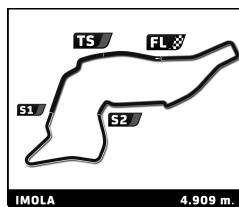
MLMC Collective Test Day

Imola Round

Morning Test

Sector Analysis

Lap under Red Flag							Invalidated Lap		Personal Best	Session Best	B Crossing the pit lane				
Lap	D	Time	Sector 1	Sector 2	Sector 3	T. Spd	Elapsed	Lap	D	Time	Sector 1	Sector 2	Sector 3	T. Spd	Elapsed
2 United Autosports							Ligier JS P320 - Nissan								
1. Shaun LYNN							LMP3								
2. Max LYNN															
1	2	4:32.572	3:01.729	37.824	53.019	171.7	4:32.572	4	2	1:43.629	21.520	33.599	48.510	271.4	11:14.682
2	2	1:51.026	23.468	36.913	50.645	241.1	6:23.598	5	2	1:42.076	21.295	33.524	47.257	272.0	12:56.758
3	2	1:48.904	22.318	35.392	51.194	263.4	8:12.502	6	2	8:27.404 B	21.819	1:06.325	6:59.260	272.0	21:24.162
4	2	1:46.786	22.306	34.722	49.758	264.1	9:59.288	7	1	2:15.577	41.289	38.480	55.808	178.2	23:39.739
5	2	1:49.211	23.281	35.928	50.002	265.4	11:48.499	8	1	7:52.987 B	38.123	1:08.665	6:06.199	237.9	31:32.726
6	2	6:15.800 B	21.953	34.400	5:19.447	265.4	18:04.299	9	1	2:11.566	41.695	38.437	51.434	161.0	33:44.292
7	2	2:06.459	39.137	37.042	50.280	176.2	20:10.758	10	1	1:51.085	22.548	37.619	50.918	268.7	35:35.377
8	2	1:46.054	22.245	34.849	48.960	265.4	21:56.812	11	1	1:53.152	24.284	37.889	50.979	269.3	37:28.529
9	2	1:52.326	21.974	33.904	56.448	266.0	23:49.138	12	1	1:51.909	22.580	38.754	50.575	270.7	39:20.438
10	2	9:39.049 B	39.256	1:08.548	7:51.245	187.5	33:28.187	13	1	1:49.043	22.344	35.997	50.702	270.7	41:09.481
11	1	2:56.831	1:24.145	40.787	51.899	139.0	36:25.018	14	1	1:47.369	22.613	35.360	49.396	272.0	42:56.850
12	1	1:52.062	23.448	37.371	51.243	259.0	38:17.080	15	1	1:48.325	23.191	35.348	49.786	272.0	44:45.175
13	1	1:50.430	22.700	37.298	50.432	264.7	40:07.510	16	1	1:47.450	22.464	35.468	49.518	272.0	46:32.625
14	1	1:48.086	22.873	35.285	49.928	250.0	41:55.596	17	1	1:46.059	22.114	34.802	49.143	272.7	48:18.684
15	1	1:47.743	23.026	35.270	49.447	266.7	43:43.339	18	1	19:51.374 B	21.779	34.635	...	273.4	1:08:10.058
16	1	1:46.891	22.219	35.098	49.574	267.3	45:30.230	19	2	2:01.295	37.696	34.881	48.718	181.5	1:10:11.353
17	1	1:45.884	22.275	34.354	49.255	266.0	47:16.114	20	2	1:41.669	21.292	33.250	47.127	268.7	1:11:53.022
18	1	1:53.121	22.709	35.472	54.940	257.1	49:09.235	21	2	1:41.167	21.139	33.219	46.809	271.4	1:13:34.189
19	1	1:50.968	25.471	35.639	49.858	185.9	51:00.203	22	2	1:43.559	20.915	33.547	49.097	271.4	1:15:17.748
20	1	1:48.109	24.004	34.511	49.594	264.7	52:48.312	23	2	1:40.824	21.200	32.987	46.637	270.7	1:16:58.572
21	1	5:59.587 B	22.283	35.571	5:01.733	269.3	58:47.899	24	2	1:40.603	20.925	32.922	46.756	272.0	1:18:39.175
22	1	2:08.620	40.851	37.177	50.592	169.5	1:00:56.519	25	2	1:40.177	20.959	32.714	46.504	272.0	1:20:19.352
23	1	1:47.238	22.733	34.727	49.778	262.1	1:02:43.757	26	2	1:39.685	20.720	32.467	46.498	273.4	1:21:59.037
24	1	1:44.536	22.070	33.960	48.506	267.3	1:04:28.293	27	2	5:00.725 B	20.720	33.257	4:06.748	273.4	1:26:59.762
25	1	1:44.635	21.988	33.846	48.801	266.7	1:06:12.928	28	1	2:11.382	39.596	38.173	53.613	164.6	1:29:11.144
26	1	1:46.760	22.139	34.351	50.270	267.3	1:07:59.688	29	1	1:48.482	22.974	35.734	49.774	231.8	1:30:59.626
27	1	1:45.377	22.173	34.217	48.987	266.7	1:09:45.065	30	1	1:48.960	22.701	36.878	49.381	269.3	1:32:48.586
28	1	1:44.155	22.136	33.781	48.238	266.7	1:11:29.220	31	1	1:47.751	23.042	35.448	49.261	270.7	1:34:36.337
29	1	4:38.271 B	22.412	33.658	3:42.201	266.7	1:16:07.491	32	1	1:49.522	21.742	34.750	53.030	270.7	1:36:25.859
30	2	2:03.377	39.440	34.665	49.272	139.5	1:18:10.868	33	1	1:46.599	21.984	35.053	49.562	272.0	1:38:12.458
31	2	1:44.517	21.734	34.119	48.664	266.7	1:19:55.385	34	1	1:46.585	21.571	34.879	50.135	272.0	1:39:59.043
32	2	1:43.384	21.565	33.304	48.515	266.7	1:21:38.769	35	1	2:16.056	21.902	34.678	1:19.476	270.0	1:42:15.099
33	2	1:43.061	21.611	33.370	48.080	266.7	1:23:21.830	36	1	1:45.949	21.961	34.782	49.206	268.7	1:44:01.048
34	2	1:43.106	21.622	33.603	47.881	266.7	1:25:04.936	37	1	1:45.271	21.931	34.675	48.665	269.3	1:45:46.319
35	2	1:43.682	22.098	34.068	47.516	268.7	1:26:48.618	38	1	1:45.586	22.001	34.660	48.925	270.7	1:47:31.905
36	2	1:42.297	21.532	33.469	47.215	267.3	1:28:30.825	39	1	1:50.025	22.295	36.748	50.982	270.7	1:49:21.930
37	2	1:41.812	21.408	33.185	47.219	268.7	1:30:12.637	40	1	1:46.950	22.643	35.289	49.018	257.1	1:51:08.880
38	2	4:24.319 B	21.642	34.650	3:28.027	268.7	1:34:36.956								
39	2	2:00.325	37.304	34.606	48.415	180.9	1:36:37.281								
40	2	1:43.421	21.839	33.762	47.820	266.7	1:38:20.702								
41	2	1:46.723	21.506	36.152	49.065	267.3	1:40:07.425								
42	2	1:47.873	22.796	35.310	49.767	254.7	1:41:55.298								
43	2	1:43.342	22.053	33.660	47.629	265.4	1:43:38.640								
44	2	6:21.836 B	21.699	33.812	5:26.325	266.7	1:50:00.476								
3 DKR Engineering							Duqueine M30 - D08 - Nissan								
1. Jon BROWNSON							LMP3								
2. Laurents HERR															
1	2	5:58.040	4:25.763	37.764	54.513	166.2	5:58.040								
2	2	1:46.091	22.520	34.733	48.838	262.8	7:44.131								
3	2	1:46.922	22.834	34.052	50.036	269.3	9:31.053								
4 Nielsen Racing							Duqueine M30 - D08 - Nissan								
1. John MELSOM							LMP3								
2. Matthew BELL															
1	2	8:15.971	6:51.369	34.931	49.671	182.1	8:15.971								
2	2	1:44.178	21.945	34.170	48.063	267.3	10:00.149								
3	2	1:46.101	22.624	34.710	48.767	269.3	11:46.250								
4	2	2:05.580 B	21.528	32.820	1:11.232	268.0	13:51.830								
5	2	5:35.182	4:10.797	33.259	51.126	182.7	19:27.012								
6	2	1:40.275	21.029	32.574	46.672	272.0	21:07.287								
7	2	2:03.865 B	20.855	36.058	1:06.952	274.1	23:11.152								
8	2	10:12.003	8:44.868	32.907	54.228	129.5	33:23.155								
9	2	1:40.717	21.298	32.485	46.934	272.7	35:03.872								
10	2	1:42.161	21.197	32.734	48.230	277.6	36:46.033								
11	2	2:01.219 B	21.217	33.927	1:06.075	274.1	38:47.252								
12	1	7:20.220	5:41.727	41.756	56.737	147.3	46:07.472								
13	1	1:52.421	24.089	37.004	51.328	210.1	47:59.893								



MLMC Collective Test Day

Imola Round

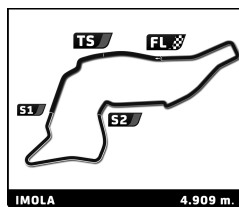
Morning Test

Sector Analysis

Lap under Red Flag Invalidated Lap Personal Best Session Best Crossing the pit lane

Lap	D	Time	Sector 1	Sector 2	Sector 3	T. Spd	Elapsed	Lap	D	Time	Sector 1	Sector 2	Sector 3	T. Spd	Elapsed							
14	1	1:50.295	22.662	36.737	50.896	264.7	49:50.188	27	1	1:45.333	21.884	34.286	49.163	270.0	1:10:53.853							
15	1	1:49.436	21.885	36.846	50.705	271.4	51:39.624	28	1	1:45.092	22.085	34.135	48.872	268.7	1:12:38.945							
16	1	1:46.912	22.120	34.848	49.944	273.4	53:26.536	29	1	4:52.188B	22.120	40.297	3:49.771	270.0	1:17:31.133							
17	1	1:50.567	22.154	35.085	53.328	273.4	55:17.103	30	1	2:12.225	40.942	38.445	52.838	170.1	1:19:43.358							
18	1	1:46.473	21.789	35.178	49.506	272.0	57:03.576	31	1	1:49.120	23.064	35.973	50.083	268.7	1:21:32.478							
19	1	1:45.826	21.876	34.581	49.369	271.4	58:49.402	32	1	1:46.632	22.630	34.609	49.393	262.1	1:23:19.110							
20	1	1:45.616	21.743	34.414	49.459	271.4	1:00:35.018	33	1	1:45.421	22.144	34.234	49.043	266.0	1:25:04.531							
21	1	1:44.853	21.623	34.560	48.670	270.7	1:02:19.871	34	1	1:46.281	21.981	35.379	48.921	268.0	1:26:50.812							
22	1	1:45.157	21.495	34.255	49.407	272.7	1:04:05.028	35	1	1:45.028	21.597	34.251	49.180	270.7	1:28:35.840							
23	1	1:46.422	21.991	34.906	49.525	273.4	1:05:51.450	36	1	1:46.370	21.815	35.454	49.101	272.7	1:30:22.210							
24	1	1:44.766	21.695	33.945	49.126	269.3	1:07:36.216	37	1	1:46.326	21.588	35.768	48.970	271.4	1:32:08.536							
25	1	1:43.811	21.355	33.901	48.555	271.4	1:09:20.027	38	1	3:47.549B	22.044	33.986	2:51.519	272.7	1:35:56.085							
26	1	2:09.823B	23.276	35.848	1:10.699	252.9	1:11:29.850	39	1	2:02.160	37.819	35.052	49.289	178.5	1:37:58.245							
27	1	20:16.165	...	40.735	55.541	110.9	1:31:46.015	40	1	1:49.392	23.945	34.781	50.666	269.3	1:39:47.637							
28	1	1:52.301	24.591	37.707	50.003	246.6	1:33:38.316	41	1	1:47.443	21.878	34.608	50.957	265.4	1:41:35.080							
29	1	1:45.425	21.926	33.971	49.528	270.7	1:35:23.741	42	1	1:44.476	21.734	34.077	48.665	268.7	1:43:19.556							
30	1	1:44.053	21.148	33.390	49.515	271.4	1:37:07.794	43	1	1:44.046	21.707	33.733	48.606	269.3	1:45:03.602							
31	1	1:45.558	21.686	33.935	49.937	272.0	1:38:53.352	44	1	1:43.744	21.566	33.742	48.436	269.3	1:46:47.346							
32	1	1:42.233	21.223	33.158	47.852	271.4	1:40:35.585	45	1	1:43.743	21.572	33.676	48.495	268.7	1:48:31.089							
33	1	1:44.411	21.411	33.434	49.566	270.7	1:42:19.996	<div style="border: 1px solid black; padding: 5px;"> 7 Nielsen Racing 1. Anthony WELLS 2. Colin NOBLE Ligier JS P320 - Nissan LMP3 </div>							1	1	5:37.497	4:02.189	41.527	53.781	144.0	5:37.497
34	1	1:42.487	21.241	33.620	47.626	270.7	1:44:02.483								2	1	1:52.860	23.501	36.547	52.812	250.6	7:30.357
35	1	1:44.222	21.282	34.284	48.656	270.7	1:45:46.705								3	1	1:48.458	23.158	35.332	49.968	262.8	9:18.815
36	1	2:10.281B	22.526	38.449	1:09.306	270.0	1:47:56.986								4	1	1:46.779	22.671	34.666	49.442	264.7	11:05.594
37	2	4:17.250B	2:10.049	32.788	1:34.413	188.8	1:52:14.236								5	1	1:47.288	22.445	35.174	49.669	265.4	12:52.882
															6	1	3:15.333B	22.684	1:02.513	1:50.136	265.4	16:08.215
															7	1	8.459B					16:16.674
															8	1	6:38.637B					22:55.311
															9	1	2:59.410	39.192	41.430	1:38.788	182.7	25:54.721
															10	1	3:39.904	54.084	1:07.765	1:38.055	82.2	29:34.625
								11	1	2:38.830	54.142	53.413	51.275	82.1	32:13.455							
								12	1	1:46.071	22.476	34.526	49.069	264.7	33:59.526							
								13	1	1:47.245	22.081	36.516	48.648	267.3	35:46.771							
								14	1	1:44.928	22.011	34.346	48.571	268.0	37:31.699							
								15	1	1:49.163	21.891	38.039	49.233	268.7	39:20.862							
								16	1	1:47.793	22.465	36.019	49.309	268.0	41:08.655							
								17	1	1:44.005	21.876	33.782	48.347	268.0	42:52.660							
								18	1	1:43.823	21.754	33.817	48.252	266.0	44:36.483							
								19	1	1:43.621	21.713	33.743	48.165	269.3	46:20.104							
								20	1	2:07.391B	21.759	33.931	1:11.701	268.7	48:27.495							
								21	1	8:27.044	7:01.516	34.626	50.902	179.7	56:54.539							
								22	1	1:43.229	21.573	33.760	47.896	267.3	58:37.768							
								23	1	1:45.560	22.456	34.322	48.782	269.3	1:00:23.328							
								24	1	2:07.133B	21.625	35.891	1:09.617	269.3	1:02:30.461							
								25	2	4:04.965	2:43.257	33.936	47.772	185.9	1:06:35.426							
								26	2	1:41.238	21.336	32.775	47.127	269.3	1:08:16.664							
								27	2	1:42.139	21.034	32.792	48.313	270.0	1:09:58.803							
								28	2	1:41.932	21.140	33.981	46.811	269.3	1:11:40.735							
								29	2	3:09.668B	21.353	42.287	2:06.028	268.7	1:14:50.403							
								30	2	1:56.123	35.617	33.230	47.276	186.5	1:16:46.526							
								31	2	1:44.460	23.836	33.295	47.329	268.7	1:18:30.986							

Lap	D	Time	Sector 1	Sector 2	Sector 3	T. Spd	Elapsed
<div style="border: 1px solid black; padding: 5px;"> 6 ANS Motorsport 1. Jonathan BROSSARD 2. Nicolas SCHATZ Ligier JS P320 - Nissan LMP3 </div>							
1	1	5:35.824	3:57.410	41.020	57.394	143.0	5:35.824
2	1	3:57.198B	23.652	35.806	2:57.740	244.9	9:33.022
3	1	2:04.103	39.102	35.166	49.835	179.1	11:37.125
4	1	4:37.380B	22.567	35.356	3:39.457	267.3	16:14.505
5	2	3:19.187	1:56.316	34.364	48.507	180.0	19:33.692
6	2	1:44.785	22.100	34.913	47.772	267.3	21:18.477
7	2	1:42.552	21.746	33.343	47.463	268.7	23:01.029
8	2	2:45.751	22.119	46.331	1:37.301	268.0	25:46.780
9	2	3:39.586	54.415	1:07.824	1:37.347	81.9	29:26.366
10	2	2:38.461	54.492	54.694	49.275	81.5	32:04.827
11	2	1:43.533	21.735	33.473	48.325	269.3	33:48.360
12	2	1:47.150	21.466	34.889	50.795	270.0	35:35.510
13	2	1:46.606	24.521	34.276	47.809	267.3	37:22.116
14	2	1:42.730	21.451	33.335	47.944	272.0	39:04.846
15	2	1:41.306	21.308	33.099	46.899	272.7	40:46.152
16	2	9:42.457B	21.155	33.977	8:47.325	272.7	50:28.609
17	1	2:15.959	41.777	40.255	53.927	156.7	52:44.568
18	1	1:56.432	24.262	40.040	52.130	266.0	54:41.000
19	1	1:51.671	24.321	36.739	50.611	268.7	56:32.671
20	1	1:50.487	24.053	36.082	50.352	270.0	58:23.158
21	1	1:48.593	23.148	35.270	50.175	267.3	1:00:11.751
22	1	1:49.300	23.177	35.826	50.297	268.7	1:02:01.051
23	1	1:46.644	22.221	34.732	49.691	270.7	1:03:47.695
24	1	1:48.597	22.863	35.814	49.920	268.7	1:05:36.292
25	1	1:46.452	22.068	34.964	49.420	264.7	1:07:22.744
26	1	1:45.776	22.010	34.630	49.136	270.0	1:09:08.520



MLMC Collective Test Day

Imola Round

Morning Test

Sector Analysis

Lap under Red Flag Invalidated Lap Personal Best Session Best Crossing the pit lane

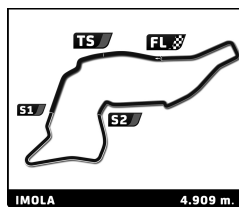
Lap	D	Time	Sector 1	Sector 2	Sector 3	T. Spd	Elapsed	Lap	D	Time	Sector 1	Sector 2	Sector 3	T. Spd	Elapsed
32	2	1:41.412	21.266	33.175	46.971	266.7	1:20:12.398	36	1	1:46.173	23.680	34.312	48.181	267.3	1:46:16.047
33	2	1:44.606	21.084	35.888	47.634	268.0	1:21:57.004	37	1	2:03.856 B	22.030	34.818	1:07.008	267.3	1:48:19.903
34	2	1:42.552	21.025	33.401	48.126	270.0	1:23:39.556	38	1	6:36.092 B	2:54.447	1:06.150	2:35.495	180.0	1:54:55.995
35	2	1:40.978	21.354	32.909	46.715	268.7	1:25:20.534	<div style="border: 1px solid black; padding: 5px;"> 10 Racing Spirit of Leman Ligier JS P320 - Nissan 1. Alexander MATTSCHULL LMP3 2. Tom DILLMANN </div>							
36	2	1:40.859	20.959	32.994	46.906	270.7	1:27:01.393								
37	2	1:40.849	21.027	33.030	46.792	270.7	1:28:42.242								
38	2	1:40.831	20.983	32.765	47.083	268.7	1:30:23.073								
39	2	1:44.444	21.200	34.351	48.893	271.4	1:32:07.517								
40	2	1:43.687	22.232	33.551	47.904	268.7	1:33:51.204								
41	2	1:42.821	21.593	33.236	47.992	270.7	1:35:34.025								
42	2	1:41.769	20.916	32.934	47.919	270.7	1:37:15.794								
43	2	6:54.340 B	20.966	37.217	5:56.157	271.4	1:44:10.134								
44	1	2:12.232	43.919	37.869	50.444	180.6	1:46:22.366								
45	1	2:06.536 B	22.191	34.586	1:09.759	267.3	1:48:28.902								
46	1	1:59.194	36.334	34.426	48.434	187.2	1:50:28.096								

9 **AT Racing Team** Ligier JS P320 - Nissan
 1. Alexander TALKANITSA LMP3
 2. Alexander TALKA JR

1	1	6:41.675 B	4:49.687	38.563	1:13.425	99.9	6:41.675
2	1	5:36.321	4:09.954	36.106	50.261	174.2	12:17.996
3	1	2:44.351 B	22.446	35.216	1:46.689	263.4	15:02.347
4	1	4:44.285	3:18.886	35.012	50.387	172.8	19:46.632
5	1	1:46.399	22.567	34.864	48.968	264.7	21:33.031
6	1	1:45.064	21.943	34.406	48.715	264.1	23:18.095
7	1	2:50.507	23.419	44.810	1:42.278	268.0	26:08.602
8	1	3:58.170 B	56.038	1:09.574	1:52.558	81.5	30:06.772
9	1	6:01.767	4:37.460	34.954	49.353	173.4	36:08.539
10	1	1:44.938	22.233	34.409	48.296	266.7	37:53.477
11	1	1:46.828	21.975	35.959	48.894	270.0	39:40.305
12	1	1:49.708	21.716	35.675	52.317	267.3	41:30.013
13	1	1:44.278	21.937	34.136	48.205	268.0	43:14.291
14	1	1:43.958	21.603	33.664	48.691	269.3	44:58.249
15	1	1:44.511	22.361	34.386	47.764	270.7	46:42.760
16	1	1:44.064	22.408	33.883	47.773	268.0	48:26.824
17	1	1:43.116	21.759	33.676	47.681	271.4	50:09.940
18	1	1:43.925	21.727	33.703	48.495	271.4	51:53.865
19	1	1:42.845	21.602	33.659	47.590	270.0	53:36.710
20	1	1:45.104	21.761	35.363	47.980	271.4	55:21.814
21	1	2:09.385 B	21.738	36.079	1:11.568	270.0	57:31.199
22	1	8:37.304	7:15.173	34.232	47.899	181.5	1:06:08.503
23	1	1:43.508	21.715	33.799	47.994	264.1	1:07:52.011
24	1	15:30.226 B	21.689	34.707	...	266.7	1:23:22.237
25	1	3:43.577	2:17.468	37.037	49.072	163.1	1:27:05.814
26	1	1:43.943	21.794	33.967	48.182	266.7	1:28:49.757
27	1	1:43.617	21.856	33.634	48.127	266.7	1:30:33.374
28	1	1:43.460	21.722	33.736	48.002	268.0	1:32:16.834
29	1	1:42.815	21.502	33.512	47.801	268.0	1:33:59.649
30	1	1:43.005	21.496	33.840	47.669	269.3	1:35:42.654
31	1	1:42.237	21.567	33.413	47.257	270.0	1:37:24.891
32	1	1:45.778	21.491	33.580	50.707	270.0	1:39:10.669
33	1	1:46.238	22.124	34.030	50.084	268.0	1:40:56.907
34	1	1:43.220	21.719	33.847	47.654	268.0	1:42:40.127
35	1	1:49.747	21.748	33.472	54.527	268.0	1:44:29.874

11 **WTM Racing** Duquette M30 - D08 - Nissan
 1. Torsten KRATZ LMP3
 2. Leonard WEISS

1	1	5:39.902	4:12.317	36.708	50.877	158.8	5:39.902
2	1	1:52.419	22.615	36.222	53.582	276.2	7:32.321
3	1	1:47.034	22.228	34.886	49.920	269.3	9:19.355



MLMC Collective Test Day

Imola Round

Morning Test

Sector Analysis

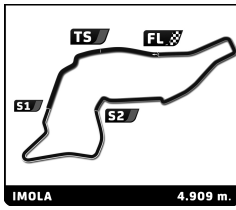
Lap under Red Flag Invalidated Lap Personal Best Session Best Crossing the pit lane

Lap	D	Time	Sector 1	Sector 2	Sector 3	T. Spd	Elapsed	Lap	D	Time	Sector 1	Sector 2	Sector 3	T. Spd	Elapsed
4	1	2:23.485	22.649	34.673	1:26.163	272.0	11:42.840	11	1	4:36.445 B	21.732	33.988	3:40.725	272.0	49:18.285
5	1	9:43.382 B					21:26.222	12	1	2:00.545	36.774	35.119	48.652	184.6	51:18.830

12		Rinaldi Racing		Duqueine M30 - D08 - Nissan		LMP3	
		1. Daniel KEILWITZ					
		2. Nicolas VARRONE					
1	1	6:00.637	4:25.835	39.194	55.608	136.0	6:00.637
2	1	1:47.325	23.796	34.477	49.052	229.3	7:47.962
3	1	1:53.206	28.019	36.368	48.819	190.5	9:41.168
4	1	1:46.151	21.984	33.929	50.238	270.0	11:27.319
5	1	1:42.852	21.526	33.568	47.758	270.7	13:10.171
6	1	7:08.405 B	49.341	1:08.317	5:10.747	81.5	20:18.576
7	1	2:02.351	37.701	35.591	49.059	184.0	22:20.927
8	1	2:00.787	21.679	35.315	1:03.793	272.7	24:21.714
9	1	7:44.704 B	54.993	1:08.156	5:41.555	80.7	32:06.418
10	1	4:34.200	3:11.190	34.365	48.645	123.6	36:40.618
11	1	1:43.833	22.133	34.353	47.347	267.3	38:24.451
12	1	1:43.146	21.283	33.135	48.728	272.7	40:07.597
13	1	1:42.263	21.341	33.689	47.233	273.4	41:49.860
14	1	1:42.392	21.134	33.083	48.175	274.1	43:32.252
15	1	1:49.327	22.200	36.869	50.258	272.7	45:21.579
16	1	1:43.445	22.426	33.422	47.597	272.0	47:05.024
17	1	1:41.363	21.131	33.215	47.017	272.7	48:46.387
18	1	5:22.105 B	21.112	33.904	4:27.089	275.5	54:08.492
19	1	2:09.677	43.521	37.369	48.787	126.8	56:18.169
20	1	1:41.100	21.163	32.721	47.216	271.4	57:59.269
21	1	1:40.649	21.184	32.715	46.750	271.4	59:39.918
22	1	1:40.635	20.916	32.706	47.013	274.1	1:01:20.553
23	1	1:41.631	20.899	32.729	48.003	274.1	1:03:02.184
24	1	1:43.879	23.228	33.873	46.778	262.8	1:04:46.063
25	1	1:41.380	20.838	32.620	47.922	287.2	1:06:27.443
26	1	5:11.877 B	21.605	34.383	4:15.889	274.1	1:11:39.320
27	2	2:01.943	37.500	35.122	49.321	182.7	1:13:41.263
28	2	1:41.863	21.218	33.213	47.432	282.7	1:15:23.126
29	2	1:40.469	20.862	32.491	47.116	274.1	1:17:03.595
30	2	1:39.557	20.769	32.334	46.454	284.2	1:18:43.152
31	2	1:39.397	20.802	32.289	46.306	275.5	1:20:22.549
32	2	1:39.263	20.574	32.277	46.412	274.8	1:22:01.812
33	2	1:51.524	20.684	34.425	56.415	285.0	1:23:53.336
34	2	1:42.427	20.642	32.404	49.381	273.4	1:25:35.763
35	2	1:49.322	20.600	32.783	55.939	274.8	1:27:25.085

13		Haegeli by T2 Racing		Duqueine M30 - D08 - Nissan		LMP3	
		1. Pieder DECURTINS		3. Marc BASSENG			
		2. Lars KERN					
1	1	17:58.964 B	...	50.993	3:54.683	137.4	17:58.964
2	1	2:05.201	40.321	35.293	49.587	166.4	20:04.165
3	1	1:45.061	22.291	34.163	48.607	263.4	21:49.226
4	1	11:08.380 B	21.743	34.343	...	283.5	32:57.606
5	1	2:57.625	1:32.104	36.566	48.955	180.0	35:55.231
6	1	1:46.045	22.873	34.600	48.572	268.0	37:41.276
7	1	1:46.010	21.831	35.027	49.152	283.5	39:27.286
8	1	1:43.845	21.590	33.828	48.427	272.7	41:11.131
9	1	1:45.995	21.815	34.932	49.248	270.7	42:57.126
10	1	1:44.714	22.237	33.809	48.668	275.5	44:41.840

14		DKR Engineering		Duqueine M30 - D08 - Nissan		LMP3	
		1. James WINSLOW					
		2. Alexander BUKHANTSOV					
1	1	4:19.934	2:52.072	36.318	51.544	136.5	4:19.934
2	1	1:50.017	22.872	35.563	51.582	235.3	6:09.951
3	1	1:45.210	22.082	34.474	48.654	268.7	7:55.161
4	1	1:47.649	23.053	35.906	48.690	248.8	9:42.810
5	1	1:45.136	21.920	34.044	49.172	281.2	11:27.946
6	1	1:43.089	21.768	33.516	47.805	282.7	13:11.035
7	1	9:17.257 B	49.648	1:08.397	7:19.212	82.0	22:28.292
8	2	3:07.100	42.751	46.855	1:37.494	161.2	25:35.392
9	2	3:39.597	54.266	1:07.721	1:37.610	81.9	29:14.989
10	2	2:50.239	54.290	1:00.895	55.054	82.1	32:05.228
11	2	1:53.041	23.470	36.957	52.614	264.7	33:58.269
12	2	1:52.267	22.738	38.462	51.067	272.0	35:50.536
13	2	1:48.129	22.302	35.658	50.169	272.7	37:38.665
14	2	1:49.668	21.855	36.701	51.112	281.2	39:28.333
15	2	1:47.815	22.301	35.685	49.829	273.4	41:16.148
16	2	1:48.622	22.317	35.168	51.137	273.4	43:04.770
17	2	1:46.304	22.208	34.935	49.161	273.4	44:51.074
18	2	1:46.157	22.078	34.802	49.277	273.4	46:37.231
19	2	5:47.237 B	22.025	35.460	4:49.752	272.7	52:24.468
20	1	2:04.299	39.981	34.758	49.560	150.2	54:28.767
21	1	1:44.439	22.358	33.868	48.213	268.7	56:13.206
22	1	1:43.612	21.792	34.252	47.568	272.7	57:56.818
23	1	1:41.586	21.282	33.153	47.151	270.7	59:38.404
24	1	1:44.424	21.191	33.290	49.943	276.2	1:01:22.828
25	1	1:42.223	21.087	33.488	47.648	274.1	1:03:05.051



MLMC Collective Test Day

Imola Round

Morning Test

Sector Analysis

Lap under Red Flag Invalidated Lap Personal Best Session Best Crossing the pit lane

Lap	D	Time	Sector 1	Sector 2	Sector 3	T. Spd	Elapsed	Lap	D	Time	Sector 1	Sector 2	Sector 3	T. Spd	Elapsed
26	1	1:51.524	23.018	37.641	50.865	275.5	1:04:56.575	32	1	1:44.311	21.817	34.091	48.403	271.4	1:29:25.548
27	1	1:43.898	21.376	34.794	47.728	274.1	1:06:40.473	33	1	7:39.887 B	22.422	37.231	6:40.234	272.0	1:37:05.435
28	1	1:40.997	21.149	32.999	46.849	283.5	1:08:21.470	34	2	1:59.797	36.727	33.344	49.726	180.9	1:39:05.232
29	1	1:40.624	21.094	32.609	46.921	273.4	1:10:02.094	35	2	1:41.189	21.294	33.230	46.665	269.3	1:40:46.421
30	1	1:45.253	21.063	33.104	51.086	277.6	1:11:47.347	36	2	1:40.982	21.044	33.207	46.731	269.3	1:42:27.403
31	1	10:13.239 B	21.245	33.747	9:18.247	272.7	1:22:00.586	37	2	1:39.941	20.818	32.529	46.594	271.4	1:44:07.344
32	2	2:05.842	37.054	37.359	51.429	183.4	1:24:06.428	38	2	3:09.020 B	20.966	32.491	2:15.563	268.0	1:47:16.364
33	2	1:46.086	21.993	34.693	49.400	270.0	1:25:52.514	39	2	1:58.409	35.737	32.995	49.677	185.9	1:49:14.773
34	2	1:45.203	21.896	34.167	49.140	279.1	1:27:37.717								
35	2	1:45.203	21.947	34.233	49.023	284.2	1:29:22.920								
36	2	1:44.615	22.028	34.146	48.441	275.5	1:31:07.535								
37	2	1:45.415	21.772	33.714	49.929	275.5	1:32:52.950								
38	2	1:44.916	21.541	34.410	48.965	274.1	1:34:37.866								
39	2	1:45.438	21.713	34.200	49.525	275.5	1:36:23.304								
40	2	1:43.911	21.716	33.800	48.395	273.4	1:38:07.215								
41	2	1:47.254	22.202	35.092	49.960	276.2	1:39:54.469								
42	2	1:44.113	21.664	33.998	48.451	272.7	1:41:38.582								
43	2	1:45.986	21.567	34.814	49.605	274.1	1:43:24.568								
44	2	7:23.039 B	24.007	35.461	6:23.571	270.0	1:50:47.607								

17 IDEC Sport Ligier JS P320 - Nissan LMP3
 1. Patrice LAFARGUE
 2. Dino LUNARDI

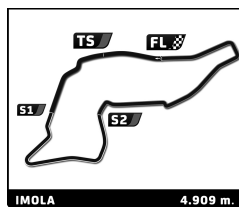
1	2	5:48.775	4:18.681	38.769	51.325	156.5	5:48.775
2	2	1:46.062	23.007	34.575	48.480	262.8	7:34.837
3	2	1:44.793	22.541	34.079	48.173	267.3	9:19.630
4	2	1:53.509	22.553	34.828	56.128	269.3	11:13.139
5	2	1:41.939	21.463	33.249	47.236	266.0	12:55.078
6	2	6:19.914 B	21.751	1:06.421	4:51.742	270.0	19:14.992
7	2	2:00.350	39.369	33.308	47.673	183.7	21:15.342
8	2	1:42.747	21.296	33.482	47.969	269.3	22:58.089
9	2	8:08.770 B	22.504	34.935	7:11.331	241.6	31:06.859
10	2	2:02.273	35.803	32.929	53.541	187.8	33:09.132
11	2	1:40.073	21.019	32.302	46.752	270.7	34:49.205
12	2	1:39.910	20.996	32.331	46.583	270.7	36:29.115
13	2	10:26.500 B	23.630	34.408	9:28.462	271.4	46:55.615
14	1	2:07.626	39.261	36.269	52.096	170.3	49:03.241
15	1	1:47.514	22.674	34.927	49.913	270.0	50:50.755
16	1	1:48.519	22.217	35.284	51.018	269.3	52:39.274
17	1	1:45.702	21.998	34.546	49.158	269.3	54:24.976
18	1	1:44.672	22.455	33.889	48.328	270.7	56:09.648
19	1	6:21.492 B	21.984	35.391	5:24.117	269.3	1:02:31.140
20	1	2:07.960	39.080	38.410	50.470	171.4	1:04:39.100
21	1	1:47.465	22.288	34.398	50.779	269.3	1:06:26.565
22	1	1:47.091	22.221	35.794	49.076	267.3	1:08:13.656
23	1	1:45.920	21.767	34.402	49.751	268.0	1:09:59.576
24	1	1:46.270	22.092	34.242	49.936	267.3	1:11:45.846
25	1	1:46.279	22.325	34.876	49.078	268.7	1:13:32.125
26	1	1:45.595	21.994	34.199	49.402	264.7	1:15:17.720
27	1	5:01.467 B	22.260	35.103	4:04.104	257.1	1:20:19.187
28	1	2:04.836	39.107	35.439	50.290	141.4	1:22:24.023
29	1	1:46.777	22.108	34.836	49.833	268.0	1:24:10.800
30	1	1:45.162	21.909	34.276	48.977	267.3	1:25:55.962
31	1	1:45.275	21.850	34.517	48.908	269.3	1:27:41.237

20 Optimum Motorsport Duqueine M30 - D08 - Nissan LMP3
 1. Mark CRADER
 2. Alex MORTIMER

1	2	4:48.055	3:16.140	39.521	52.394	162.2	4:48.055
2	2	4:10.273 B	23.514	36.490	3:10.269	233.8	8:58.328
3	2	2:02.333	37.796	35.028	49.509	183.4	11:00.661
4	2	1:45.664	22.513	34.386	48.765	268.0	12:46.325
5	2	2:57.826 B	22.492	49.515	1:45.819	266.7	15:44.151
6	2	3:45.527	2:22.628	34.224	48.675	183.1	19:29.678
7	2	1:44.716	22.047	34.538	48.131	266.0	21:14.394
8	2	1:43.584	21.786	33.679	48.119	271.4	22:57.978
9	2	2:35.129	22.455	36.894	1:35.780	257.8	25:33.107
10	2	7:38.133 B	54.694	1:08.062	5:35.377	81.0	33:11.240
11	1	2:58.612	1:28.418	37.643	52.551	154.9	36:09.852
12	1	1:49.460	23.781	35.683	49.996	242.7	37:59.312
13	1	1:48.581	23.082	35.646	49.853	269.3	39:47.893
14	1	1:49.533	22.633	35.119	51.781	280.5	41:37.426
15	1	1:59.072	24.134	36.722	58.216	219.1	43:36.498
16	1	1:49.363	23.221	35.700	50.442	258.4	45:25.861
17	1	1:48.221	23.823	34.625	49.773	218.6	47:14.082
18	1	1:50.892	22.515	36.938	51.439	270.7	49:04.974
19	1	1:49.782	22.986	36.705	50.091	264.7	50:54.756
20	1	1:51.019	23.946	36.075	50.998	227.8	52:45.775
21	1	1:47.212	22.747	34.906	49.559	270.7	54:32.987
22	1	1:46.622	22.305	34.786	49.531	270.0	56:19.609
23	1	1:45.397	22.069	34.115	49.213	270.7	58:05.006
24	1	1:45.883	22.250	34.350	49.283	272.0	59:50.889
25	1	1:46.614	21.987	34.873	49.754	271.4	1:01:37.503
26	1	1:46.117	21.993	34.954	49.170	272.0	1:03:23.620
27	1	1:45.260	21.657	34.440	49.163	269.3	1:05:08.880
28	1	37:29.194 B	23.361	35.093	...	251.7	1:42:38.074
29	1	2:17.618	48.721	37.057	51.840	150.4	1:44:55.692
30	1	1:47.674	22.771	34.831	50.072	266.7	1:46:43.366
31	1	1:45.932	21.968	34.653	49.311	269.3	1:48:29.298
32	1	1:44.928	22.089	33.895	48.944	272.7	1:50:14.226

22 United Autosports Ligier JS P320 - Nissan LMP3
 1. Andres LATORRE
 2. Garnet PATTERSON

1	2	9:00.830 B	4:51.555	42.988	3:26.287	125.3	9:00.830
2	2	2:01.580	37.749	35.082	48.749	183.7	11:02.410
3	2	1:45.087	21.887	34.164	49.036	264.1	12:47.497
4	2	5:18.581 B	22.037	53.534	4:03.010	264.7	18:06.078
5	2	1:59.449	37.329	34.216	47.904	184.0	20:05.527
6	2	1:45.406	24.315	33.617	47.474	266.0	21:50.933
7	2	23:13.722 B	21.430	33.378	...	266.7	45:04.655



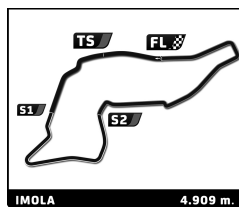
MLMC Collective Test Day

Imola Round

Morning Test

Sector Analysis

Lap under Red Flag							Invalidated Lap		Personal Best	Session Best	B Crossing the pit lane				
Lap	D	Time	Sector 1	Sector 2	Sector 3	T. Spd	Elapsed	Lap	D	Time	Sector 1	Sector 2	Sector 3	T. Spd	Elapsed
8	2	2:21.009	48.243	42.791	49.975	105.2	47:25.664	26	1	1:47.978	22.548	35.449	49.981	266.7	1:09:17.595
9	2	1:43.410	21.543	33.382	48.485	264.7	49:09.074	27	1	1:54.263	24.946	37.975	51.342	248.8	1:11:11.858
10	2	1:44.457	21.460	34.413	48.584	266.7	50:53.531	28	1	1:49.472	22.270	35.105	52.097	263.4	1:13:01.330
11	2	1:43.852	21.303	33.772	48.777	267.3	52:37.383	29	1	1:47.933	22.355	35.044	50.534	265.4	1:14:49.263
12	2	1:42.699	21.725	33.227	47.747	266.0	54:20.082	30	1	1:46.245	22.029	34.873	49.343	267.3	1:16:35.508
13	2	1:41.739	21.450	33.081	47.208	266.7	56:01.821	31	1	1:45.566	21.927	34.595	49.044	265.4	1:18:21.074
14	2	18:10.491 B	21.261	33.609	...	268.0	1:14:12.312	32	1	1:45.853	22.226	34.772	48.855	266.0	1:20:06.927
15	1	2:11.798	40.653	37.987	53.158	169.8	1:16:24.110	33	1	1:46.818	22.726	34.864	49.228	266.7	1:21:53.745
16	1	1:50.861	23.525	36.410	50.926	240.5	1:18:14.971	34	1	1:49.576	22.126	34.735	52.715	266.7	1:23:43.321
17	1	1:48.992	22.562	36.092	50.338	263.4	1:20:03.963	35	1	1:45.180	21.940	34.599	48.641	266.7	1:25:28.501
18	1	1:48.901	22.753	36.038	50.110	264.7	1:21:52.864	36	1	4:12.448 B	21.821	34.473	3:16.154	266.7	1:29:40.949
19	1	1:46.587	22.258	34.778	49.551	264.7	1:23:39.451	37	1	2:05.326	39.809	35.389	50.128	159.8	1:31:46.275
20	1	1:47.464	23.040	34.975	49.449	243.2	1:25:26.915	38	1	1:47.784	23.721	34.540	49.523	241.6	1:33:34.059
21	1	1:46.184	22.076	34.652	49.456	266.0	1:27:13.099	39	1	1:46.708	23.535	34.525	48.648	236.3	1:35:20.767
22	1	1:50.936	23.162	35.553	52.221	266.0	1:29:04.035	40	1	1:49.157	21.809	34.322	53.026	267.3	1:37:09.924
23	1	5:25.899 B	22.598	35.340	4:27.961	265.4	1:34:29.934	41	1	1:49.735	21.991	36.600	51.144	270.0	1:38:59.659
24	1	2:14.388	40.952	40.136	53.300	160.2	1:36:44.322	42	1	1:44.229	21.803	34.101	48.325	265.4	1:40:43.888
25	1	1:46.210	22.250	34.498	49.462	264.1	1:38:30.532	43	1	6:42.483 B	21.759	34.177	5:46.547	268.0	1:47:26.371
26	1	1:44.683	21.816	33.996	48.871	264.1	1:40:15.215	44	1	2:04.417	38.898	35.138	50.381	170.6	1:49:30.788
27	1	1:44.509	21.734	34.046	48.729	264.7	1:41:59.724	27 24-7 Motorsport Ligier JS P320 - Nissan							
28	1	1:45.480	22.004	34.252	49.224	264.1	1:43:45.204	1. Andrew FERGUSON 3. Alex KAPADIA LMP3							
29	1	1:44.720	22.114	33.892	48.714	262.8	1:45:29.924	2. Louis HAMILTON-SMITH							
30	1	1:45.470	22.200	34.302	48.968	263.4	1:47:15.394	1	1	6:11.610	4:34.997	41.099	55.514	159.1	6:11.610
31	1	1:45.115	22.027	33.799	49.289	264.1	1:49:00.509	2	1	2:01.268	25.724	39.291	56.253	220.4	8:12.878
32	1	1:43.966	21.591	34.029	48.346	265.4	1:50:44.475	3	1	1:53.069	24.506	36.802	51.761	234.8	10:05.947
23 United Autosports Ligier JS P320 - Nissan															
1. John SCHAUERMAN LMP3															
2. Wayne BOYD															
1	2	4:25.119	2:56.893	36.859	51.367	146.9	4:25.119	4	1	1:51.635	23.491	36.698	51.446	264.1	11:57.582
2	2	1:51.219	25.715	35.801	49.703	234.3	6:16.338	5	1	2:16.842 B	23.294	36.588	1:16.960	264.7	14:14.424
3	2	1:47.324	22.908	35.660	48.756	235.8	8:03.662	6	1	10:24.976	8:34.743	37.945	1:12.288	141.0	24:39.400
4	2	1:54.448	23.635	36.821	53.992	218.6	9:58.110	7	1	3:42.400	54.637	1:08.590	1:39.173	81.8	28:21.800
5	2	6:36.301 B	23.401	34.726	5:38.174	239.5	16:34.411	8	1	3:12.578	54.479	1:07.978	1:10.121	81.7	31:34.378
6	2	3:00.177	1:37.953	34.137	48.087	182.7	19:34.588	9	1	1:51.999	25.030	36.338	50.631	216.9	33:26.377
7	2	1:42.431	21.720	33.302	47.409	265.4	21:17.019	10	1	1:48.952	22.982	35.245	50.725	266.7	35:15.329
8	2	1:55.682	25.121	39.304	51.257	195.7	23:12.701	11	1	1:48.017	22.779	35.495	49.743	266.7	37:03.346
9	2	5:34.237 B	22.834	41.090	4:30.313	266.0	28:46.938	12	1	1:49.204	22.361	37.178	49.665	266.7	38:52.550
10	2	3:00.829	58.049	1:07.620	55.160	81.8	31:47.767	13	1	1:46.143	22.318	34.852	48.973	267.3	40:38.693
11	2	1:43.392	21.820	33.637	47.935	264.7	33:31.159	14	1	1:53.893	21.986	40.312	51.595	268.0	42:32.586
12	2	1:41.508	21.273	32.928	47.307	266.0	35:12.667	15	1	1:46.097	22.084	34.911	49.102	269.3	44:18.683
13	2	1:40.603	21.110	32.685	46.808	266.0	36:53.270	16	1	1:47.906	22.069	34.704	51.133	268.7	46:06.589
14	2	1:47.999	21.325	34.688	51.986	270.0	38:41.269	17	1	2:15.999 B	22.662	39.640	1:13.697	268.0	48:22.588
15	2	1:40.183	20.967	32.770	46.446	268.0	40:21.452	18	2	4:27.517	3:02.077	35.694	49.746	165.9	52:50.105
16	2	1:44.303	20.983	32.700	50.620	270.0	42:05.755	19	2	1:46.437	22.037	35.162	49.238	269.3	54:36.542
17	2	1:46.903	21.037	32.681	53.185	269.3	43:52.658	20	2	1:44.976	21.646	34.541	48.789	268.7	56:21.518
18	2	1:40.115	21.103	32.540	46.472	271.4	45:32.773	21	2	1:44.053	21.600	33.767	48.686	270.0	58:05.571
19	2	2:03.523	21.381	47.904	54.238	268.0	47:36.296	22	2	1:49.809	21.962	34.790	53.057	271.4	59:55.380
20	2	1:41.391	21.091	32.545	47.755	268.7	49:17.687	23	2	1:43.530	21.525	33.845	48.160	269.3	1:01:38.910
21	2	1:39.946	20.862	32.380	46.704	264.7	50:57.633	24	2	1:46.676	21.853	34.516	50.307	270.7	1:03:25.586
22	2	10:25.746 B	22.292	34.495	9:28.959	248.3	1:01:23.379	25	2	1:46.562	21.728	33.783	51.051	271.4	1:05:12.148
23	1	2:23.283	44.740	41.645	56.898	99.6	1:03:46.662	26	2	1:44.922	21.542	34.231	49.149	270.0	1:06:57.070
24	1	1:53.775	24.297	37.847	51.631	250.0	1:05:40.437	27	2	1:46.439	21.626	34.472	50.341	270.0	1:08:43.509
25	1	1:49.180	22.653	35.923	50.604	264.7	1:07:29.617	28	2	1:46.638	21.854	34.412	50.372	270.0	1:10:30.147
								29	2	1:44.229	22.382	33.642	48.205	247.1	1:12:14.376
								30	2	1:43.012	21.551	33.797	47.664	271.4	1:13:57.388
								31	2	1:42.854	21.336	33.437	48.081	269.3	1:15:40.242



MLMC Collective Test Day

Imola Round

Morning Test

Sector Analysis

Lap under Red Flag Invalidated Lap Personal Best Session Best Crossing the pit lane

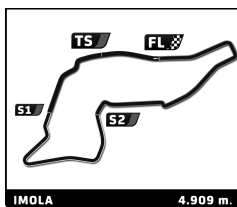
Lap	D	Time	Sector 1	Sector 2	Sector 3	T. Spd	Elapsed	Lap	D	Time	Sector 1	Sector 2	Sector 3	T. Spd	Elapsed
32	2	2:07.151 B	21.308	34.683	1:11.160	270.0	1:17:47.393	35	2	1:42.131	21.131	33.279	47.721	270.0	1:33:44.141
33	1	4:46.416	3:17.994	37.499	50.923	170.1	1:22:33.809	36	2	5:04.501 B	22.180	33.579	4:08.742	271.4	1:38:48.642
34	1	1:47.591	22.864	35.173	49.554	266.0	1:24:21.400	37	1	2:02.033	36.747	35.657	49.629	184.9	1:40:50.675
35	1	1:45.435	22.002	34.569	48.864	266.7	1:26:06.835	38	1	1:44.474	22.003	33.968	48.503	265.4	1:42:35.149
36	1	1:44.417	21.749	33.981	48.687	266.0	1:27:51.252	39	1	1:44.079	21.735	33.879	48.465	264.7	1:44:19.228
37	1	1:45.448	21.967	34.357	49.124	268.0	1:29:36.700	40	1	1:45.468	22.533	34.239	48.696	266.7	1:46:04.696
38	1	1:48.231	22.074	37.655	48.502	268.7	1:31:24.931	41	1	1:43.853	21.991	33.889	47.973	264.7	1:47:48.549
39	1	1:45.503	21.700	34.697	49.106	269.3	1:33:10.434	42	1	1:43.478	21.791	33.597	48.090	267.3	1:49:32.027
40	1	1:46.669	22.878	34.954	48.837	268.7	1:34:57.103								
41	1	1:49.674	21.882	34.987	52.805	268.7	1:36:46.777								
42	1	1:59.075	30.180	39.473	49.422	190.8	1:38:45.852								
43	1	1:45.712	22.056	34.611	49.045	268.0	1:40:31.564								
44	1	2:08.237 B	21.844	34.312	1:12.081	266.7	1:42:39.801								
45	2	5:00.001	3:38.238	33.586	48.177	159.3	1:47:39.802								
46	2	1:42.919	21.649	33.355	47.915	268.0	1:49:22.721								
47	2	1:47.053	23.073	34.851	49.129	268.7	1:51:09.774								

28 MV2S Forestier Racing Ligier JS P320 - Nissan LMP3
 1.Christophe CRESPE
 2.Emilien CARDE

1	2	5:59.883	4:16.969	43.123	59.791	153.2	5:59.883
2	2	2:08.231	28.076	40.718	59.437	195.3	8:08.114
3	2	10:31.165 B	30.055	42.443	9:18.667	161.4	18:39.279
4	2	2:09.017	39.172	38.481	51.364	176.2	20:48.296
5	2	1:47.813	22.565	35.199	50.049	255.3	22:36.109
6	2	2:06.237	22.487	34.234	1:09.516	262.8	24:42.346
7	2	3:40.019	54.294	1:07.641	1:38.084	81.9	28:22.365
8	2	3:09.486	54.420	1:08.086	1:06.980	81.9	31:31.851
9	2	1:44.705	21.854	34.005	48.846	266.7	33:16.556
10	2	1:45.459	22.503	34.304	48.652	268.0	35:02.015
11	2	1:43.963	21.557	33.875	48.531	266.0	36:45.978
12	2	1:44.794	21.945	34.116	48.733	243.8	38:30.772
13	2	4:32.863 B	21.718	34.731	3:36.414	265.4	43:03.635
14	1	2:04.008	38.002	35.667	50.339	180.6	45:07.643
15	1	1:47.458	22.232	35.426	49.800	266.0	46:55.101
16	1	1:45.709	22.152	34.503	49.054	268.0	48:40.810
17	1	1:45.054	21.972	34.492	48.590	269.3	50:25.864
18	1	1:45.146	22.018	34.210	48.918	270.0	52:11.010
19	1	1:44.472	21.923	34.085	48.464	269.3	53:55.482
20	1	1:47.583	22.014	36.755	48.814	270.7	55:43.065
21	1	1:45.795	21.950	35.282	48.563	269.3	57:28.860
22	1	1:47.265	21.895	34.187	51.183	270.0	59:16.125
23	1	1:45.080	22.095	34.097	48.888	270.0	1:01:01.205
24	1	1:46.989	23.133	35.058	48.798	260.2	1:02:48.194
25	1	1:44.996	22.128	34.383	48.485	269.3	1:04:33.190
26	1	13:30.647 B	21.962	35.402	...	270.0	1:18:03.837
27	2	2:01.496	38.314	34.755	48.427	169.8	1:20:05.333
28	2	1:42.984	21.620	33.846	47.518	265.4	1:21:48.317
29	2	1:42.238	21.313	33.222	47.703	262.1	1:23:30.555
30	2	1:41.773	21.206	33.058	47.509	267.3	1:25:12.328
31	2	1:42.118	21.275	33.219	47.624	268.0	1:26:54.446
32	2	1:42.913	21.100	33.184	48.629	268.7	1:28:37.359
33	2	1:42.656	21.357	33.419	47.880	266.0	1:30:20.015
34	2	1:41.995	21.084	33.230	47.681	269.3	1:32:02.010

29 MV2S Forestier Racing Ligier JS P320 - Nissan LMP3
 1.Louis ROUSSET
 2.Jérôme DE SADELEER

1	1	5:38.795	4:08.535	38.417	51.843	170.3	5:38.795
2	1	1:49.833	22.569	36.498	50.766	264.1	7:28.628
3	1	1:46.822	22.006	34.790	50.026	266.0	9:15.450
4	1	1:45.850	22.821	34.255	48.774	260.2	11:01.300
5	1	1:45.452	22.192	34.618	48.642	268.0	12:46.752
6	1	2:59.053 B	22.305	52.840	1:43.908	257.8	15:45.805
7	1	3:44.767	2:22.388	33.950	48.429	184.3	19:30.572
8	1	1:45.731	21.669	34.407	49.655	269.3	21:16.303
9	1	1:42.425	21.263	33.467	47.695	270.7	22:58.728
10	1	8:37.319 B	22.708	36.244	7:38.367	267.3	31:36.047
11	2	2:08.604	38.977	38.963	50.664	182.7	33:44.651
12	2	1:45.703	22.525	35.145	48.033	270.0	35:30.354
13	2	1:45.837	22.118	34.230	49.489	270.7	37:16.191
14	2	1:46.509	21.618	36.815	48.076	271.4	39:02.700
15	2	1:42.212	21.418	33.261	47.533	269.3	40:44.912
16	2	1:45.465	21.514	35.419	48.532	271.4	42:30.377
17	2	1:41.962	21.406	33.133	47.423	271.4	44:12.339
18	2	1:42.899	21.076	33.937	47.886	270.0	45:55.238
19	2	1:41.775	21.453	33.087	47.235	272.7	47:37.013
20	2	6:48.527 B	21.854	33.512	5:53.161	272.0	54:25.540
21	1	2:02.549	39.447	34.633	48.469	166.7	56:28.089
22	1	1:43.033	21.501	33.694	47.838	268.0	58:11.122
23	1	1:41.660	21.075	32.981	47.604	269.3	59:52.782
24	1	1:42.062	21.122	33.557	47.383	271.4	1:01:34.844
25	1	1:41.324	21.036	33.330	46.958	271.4	1:03:16.168
26	1	1:50.640	21.060	33.524	56.056	269.3	1:05:06.808
27	1	1:40.885	21.064	32.815	47.006	270.0	1:06:47.693
28	1	1:44.677	21.201	33.053	50.423	272.7	1:08:32.370
29	1	1:47.351	21.069	32.991	53.291	268.0	1:10:19.721
30	1	1:41.080	21.166	32.761	47.153	269.3	1:12:00.801
31	1	2:03.688 B	21.156	33.320	1:09.212	269.3	1:14:04.489
32	1	9:41.415 B	35.385	33.472	8:32.558	187.8	1:23:45.904
33	2	2:01.948	39.470	34.637	47.841	129.7	1:25:47.852
34	2	1:42.809	21.737	33.356	47.716	266.7	1:27:30.661
35	2	1:48.379	21.281	34.237	52.861	268.7	1:29:19.040
36	2	1:41.034	20.991	32.762	47.281	268.7	1:31:00.074
37	2	1:43.026	22.423	33.500	47.103	271.4	1:32:43.100
38	2	5:20.335 B	22.168	32.955	4:25.212	270.7	1:38:03.435
39	2	2:04.167	37.233	38.520	48.414	183.7	1:40:07.602
40	2	1:42.996	22.228	32.987	47.781	270.7	1:41:50.598
41	2	1:41.417	21.283	33.377	46.757	270.0	1:43:32.015
42	2	1:43.361	22.254	33.319	47.788	270.7	1:45:15.376



MLMC Collective Test Day

Imola Round

Morning Test

Sector Analysis

Lap under Red Flag Invalidated Lap Personal Best Session Best Crossing the pit lane

Lap	D	Time	Sector 1	Sector 2	Sector 3	T. Spd	Elapsed	Lap	D	Time	Sector 1	Sector 2	Sector 3	T. Spd	Elapsed
43	2	1:40.481	21.215	32.452	46.814	266.7	1:46:55.857	16	1	1:51.335	24.137	36.289	50.909	229.8	47:12.836
44	2	1:39.807	20.911	32.463	46.433	270.0	1:48:35.664	17	1	1:51.148	23.046	36.220	51.882	264.1	49:03.984
45	2	1:48.280	22.621	34.644	51.015	270.7	1:50:23.944	18	1	1:49.800	23.455	35.746	50.599	253.5	50:53.784

30 **Frikadelli Racing Team** Ligier JS P320 - Nissan
 1.Klaus ABBELEN LMP3
 2.Felipe LASER

1	2	48:38.945	...	39.287	53.760	150.8	48:38.945
2	2	1:50.720	23.817	37.397	49.506	244.3	50:29.665
3	2	1:44.829	22.198	34.010	48.621	266.0	52:14.494
4	2	1:42.661	21.517	33.740	47.404	268.0	53:57.155
5	2	1:42.772	21.395	34.121	47.256	270.0	55:39.927
6	2	1:41.873	21.231	33.305	47.337	269.3	57:21.800
7	2	4:51.897 B	22.047	33.841	3:56.009	270.0	1:02:13.697
8	2	1:57.356	36.042	33.653	47.661	183.1	1:04:11.053
9	2	1:41.614	21.256	33.282	47.076	267.3	1:05:52.667
10	2	1:47.702	21.586	34.339	51.777	268.7	1:07:40.369
11	2	1:43.190	21.162	34.515	47.513	268.0	1:09:23.559
12	2	1:44.295	21.206	34.568	48.521	268.7	1:11:07.854
13	2	4:15.775 B	21.350	33.220	3:21.205	268.0	1:15:23.629
14	2	2:11.182	41.377	36.775	53.930	174.5	1:17:34.811
15	2	1:50.227	23.280	37.249	49.698	248.8	1:19:25.038
16	2	1:46.563	22.447	35.060	49.056	265.4	1:21:11.601
17	2	1:45.741	22.549	34.524	48.668	267.3	1:22:57.342
18	2	1:45.295	22.249	34.223	48.823	266.7	1:24:42.637
19	2	1:47.729	23.460	35.001	49.268	268.7	1:26:30.366
20	2	1:49.758	22.162	35.059	52.537	269.3	1:28:20.124
21	2	1:44.960	22.273	34.036	48.651	268.0	1:30:05.084
22	2	1:43.956	21.925	33.765	48.266	269.3	1:31:49.040
23	2	1:45.148	21.992	34.724	48.432	270.0	1:33:34.188
24	2	1:43.972	21.833	33.984	48.155	269.3	1:35:18.160
25	2	1:55.048	21.827	36.077	57.144	270.0	1:37:13.208
26	2	1:47.579	21.935	34.215	51.429	270.0	1:39:00.787
27	2	1:44.648	22.097	34.140	48.411	268.0	1:40:45.435
28	2	1:45.056	21.771	34.414	48.871	268.7	1:42:30.491
29	2	7:09.805 B	23.510	39.541	6:06.754	268.7	1:49:40.296

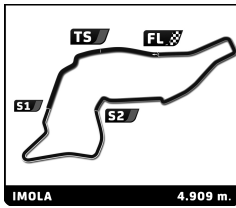
31 **AF Corse** Ligier JS P320 - Nissan
 1.Kriton LENTOUDIS LMP3
 2.Rui AGUAS

1	2	6:20.208	4:50.332	38.186	51.690	146.1	6:20.208
2	2	1:49.674	22.770	34.850	52.054	262.1	8:09.882
3	2	1:44.506	21.871	33.837	48.798	260.9	9:54.388
4	2	1:46.195	21.862	34.974	49.359	265.4	11:40.583
5	2	2:06.233 B	21.677	33.927	1:10.629	264.7	13:46.816
6	2	6:58.190	5:33.956	35.751	48.483	183.7	20:45.006
7	2	1:42.030	21.401	33.174	47.455	266.0	22:27.036
8	2	2:06.051 B	22.088	34.649	1:09.314	269.3	24:33.087
9	1	9:20.591	7:40.798	43.707	56.086	119.7	33:53.678
10	1	1:59.794	26.276	40.720	52.798	225.5	35:53.472
11	1	1:57.354	24.211	40.438	52.705	237.4	37:50.826
12	1	1:53.300	23.661	38.095	51.544	245.5	39:44.126
13	1	1:53.153	23.358	36.506	53.289	256.5	41:37.279
14	1	1:51.597	24.042	36.500	51.055	230.8	43:28.876
15	1	1:52.625	25.284	36.686	50.655	243.2	45:21.501

19	1	31:27.126 B	24.395	35.950	...	237.4	1:22:20.910
20	1	2:06.421	39.625	36.333	50.463	159.3	1:24:27.331
21	1	1:49.233	24.042	35.543	49.648	251.7	1:26:16.564
22	1	1:48.745	23.243	35.528	49.974	262.1	1:28:05.309
23	1	1:48.113	22.997	35.299	49.817	263.4	1:29:53.422
24	1	2:05.492 B	22.912	35.295	1:07.285	250.0	1:31:58.914
25	1	3:18.385	1:49.406	37.009	51.970	171.2	1:35:17.299
26	1	1:48.178	22.285	34.969	50.924	265.4	1:37:05.477
27	1	3:02.115 B	22.157	35.407	2:04.551	266.0	1:40:07.592
28	2	6:10.337	4:46.422	35.182	48.733	178.2	1:46:17.929
29	2	1:44.168	21.875	33.318	48.975	262.1	1:48:02.097
30	2	1:41.755	21.418	32.973	47.364	265.4	1:49:43.852

32 **United Autosports** Ligier JS P320 - Nissan
 1.Daniel SCHNEIDER LMP3
 2.Andrew MEYRICK

1	2	4:28.459	2:59.619	36.969	51.871	175.0	4:28.459
2	2	1:51.900	23.919	37.135	50.846	226.4	6:20.359
3	2	1:49.751	23.040	34.860	51.851	228.8	8:10.110
4	2	1:47.455	22.052	35.373	50.030	251.2	9:57.565
5	2	1:44.522	21.750	34.456	48.316	266.7	11:42.087
6	2	1:43.617	21.503	33.571	48.543	264.7	13:25.704
7	2	5:46.728 B	45.665	1:08.514	3:52.549	80.1	19:12.432
8	2	2:00.830	38.678	34.363	47.789	178.5	21:13.262
9	2	1:41.255	21.325	33.055	46.875	270.0	22:54.517
10	2	12:14.992 B	21.439	34.740	...	264.7	35:09.509
11	1	2:29.452	52.940	41.967	54.545	131.9	37:38.961
12	1	1:55.405	24.183	37.966	53.256	266.7	39:34.366
13	1	1:57.085	24.014	37.390	55.681	245.5	41:31.451
14	1	1:49.734	23.012	36.023	50.699	268.7	43:21.185
15	1	1:48.612	23.107	35.305	50.200	265.4	45:09.797
16	1	1:47.193	22.315	35.140	49.738	266.0	46:56.990
17	1	1:46.804	22.121	35.368	49.315	264.7	48:43.794
18	1	1:47.795	22.062	35.947	49.786	266.7	50:31.589
19	1	1:45.786	21.962	34.446	49.378	269.3	52:17.375
20	1	1:45.378	21.929	34.356	49.093	263.4	54:02.753
21	1	1:44.778	21.744	34.164	48.870	268.0	55:47.531
22	1	1:44.202	21.682	33.977	48.543	267.3	57:31.733
23	1	1:47.155	23.626	34.510	49.019	250.0	59:18.888
24	1	1:45.898	22.167	34.251	49.480	266.0	1:01:04.786
25	1	1:45.748	22.100	35.000	48.648	265.4	1:02:50.534
26	1	1:44.854	21.834	34.276	48.744	264.7	1:04:35.388
27	1	1:50.188	21.926	34.721	53.541	267.3	1:06:25.576
28	1	6:38.731 B	21.684	33.842	5:43.205	267.3	1:13:04.307
29	1	2:11.748	41.676	39.033	51.039	149.2	1:15:16.055
30	1	1:47.587	23.225	35.232	49.130	262.8	1:17:03.642
31	1	1:45.535	22.419	34.037	49.079	259.6	1:18:49.177
32	1	1:44.313	22.392	33.729	48.192	232.8	1:20:33.490
33	1	1:43.169	21.697	33.452	48.020	266.0	1:22:16.659
34	1	1:43.468	21.513	34.118	47.837	266.0	1:24:00.127
35	1	1:42.831	21.608	33.539	47.684	266.0	1:25:42.958



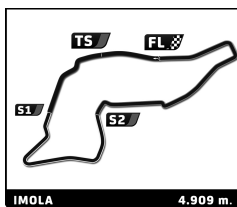
MLMC Collective Test Day

Imola Round

Morning Test

Sector Analysis

Lap under Red Flag							Invalidated Lap		Personal Best		Session Best		B Crossing the pit lane		
Lap	D	Time	Sector 1	Sector 2	Sector 3	T. Spd	Elapsed	Lap	D	Time	Sector 1	Sector 2	Sector 3	T. Spd	Elapsed
36	1	1:43.108	21.477	33.391	48.240	268.7	1:27:26.066	40	2	1:41.147	21.173	32.491	47.483	266.0	1:44:02.811
37	1	1:42.688	21.425	33.257	49.006	269.3	1:29:09.754	41	2	1:51.920	21.193	41.540	49.187	271.4	1:45:54.731
38	1	1:42.270	21.429	33.262	47.579	266.7	1:30:52.024	42	2	1:42.230	21.262	33.109	47.859	268.7	1:47:36.961
39	1	1:42.713	21.417	34.518	47.778	271.4	1:32:35.737	43	2	1:42.530	21.147	33.135	48.248	269.3	1:49:19.491
40	1	1:41.793	21.299	33.144	47.350	268.7	1:34:17.530	44	2	1:40.607	21.179	32.448	46.980	268.0	1:51:00.098
41	1	6:35.275 B	25.473	36.438	5:33.364	268.7	1:40:52.805	37 CD Sport Ligier JS P320 - Nissan 1. Fabien MICHAL LMP3 2. Adam ETEKI							
42	2	1:57.628	35.945	33.283	48.400	185.2	1:42:50.433	1	2	5:03.842	3:36.369	37.754	49.719	157.9	5:03.842
43	2	1:42.462	21.196	33.542	47.724	265.4	1:44:32.895	2	2	1:47.178	22.104	33.588	51.486	260.2	6:51.020
44	2	1:42.464	21.476	34.105	47.883	266.7	1:46:16.359	3	2	1:43.348	21.706	33.477	48.165	263.4	8:34.368
45	2	1:42.327	21.928	33.554	46.855	266.7	1:47:58.696	4	2	1:43.073	21.324	33.507	48.242	266.0	10:17.441
46	2	1:40.124	21.116	32.690	46.318	268.0	1:49:38.820	5	2	1:43.195	22.300	33.355	47.540	265.4	12:00.636
33 Team Virage Ligier JS P320 - Nissan 1. Rob HODES LMP3 2. Ian RODRIGUEZ							6	2	6:08.503 B	21.395	33.857	5:13.251	267.3	18:09.139	
1	2	5:43.402	3:56.576	48.128	58.698	136.4	5:43.402	7	2	1:58.215	36.429	34.152	47.634	179.1	20:07.354
2	2	2:03.636	26.561	40.307	56.768	189.8	7:47.038	8	2	1:44.365	22.691	33.754	47.920	269.3	21:51.719
3	2	2:03.538	28.562	39.473	55.503	192.5	9:50.576	9	2	1:48.134	21.165	33.133	53.836	268.7	23:39.853
4	2	1:58.975	24.964	37.917	56.094	213.4	11:49.551	10	2	7:30.039 B	30.840	1:07.323	5:51.876	266.0	31:09.892
5	2	6:02.736 B	25.122	40.075	4:57.539	201.5	17:52.287	11	1	2:03.022	37.209	35.732	50.081	182.1	33:12.914
6	2	2:03.362	37.961	36.185	49.216	181.2	19:55.649	12	1	1:44.690	22.070	33.957	48.663	269.3	34:57.604
7	2	1:42.835	21.636	33.370	47.829	264.7	21:38.484	13	1	1:44.447	22.143	34.121	48.183	268.0	36:42.051
8	2	1:44.200	21.465	34.101	48.634	270.0	23:22.684	14	1	1:45.598	21.853	35.286	48.459	270.7	38:27.649
9	2	3:18.123	27.123	1:08.425	1:42.575	268.0	26:40.807	15	1	1:43.425	21.857	33.835	47.733	270.0	40:11.074
10	2	3:46.899	54.985	1:10.099	1:41.815	79.4	30:27.706	16	1	1:44.758	21.727	33.632	49.399	271.4	41:55.832
11	2	2:06.869	43.866	34.589	48.414	77.2	32:34.575	17	1	1:42.889	21.820	33.412	47.657	270.7	43:38.721
12	2	1:42.382	21.485	33.392	47.505	266.0	34:16.957	18	1	1:45.955	21.427	34.077	50.451	272.0	45:24.676
13	2	1:47.564	22.285	33.316	51.963	268.0	36:04.521	19	1	4:56.791 B	21.695	35.927	3:59.169	270.7	50:21.467
14	2	1:41.905	21.289	33.450	47.166	270.0	37:46.426	20	1	2:04.289	37.451	36.696	50.142	180.3	52:25.756
15	2	1:52.420	22.059	41.748	48.613	270.7	39:38.846	21	1	1:49.193	21.950	35.926	51.317	270.0	54:14.949
16	2	5:44.183 B	22.088	35.081	4:47.014	269.3	45:23.029	22	1	1:42.050	21.467	33.248	47.335	268.7	55:56.999
17	1	2:07.521	39.691	36.634	51.196	170.6	47:30.550	23	1	1:41.751	21.454	33.061	47.236	270.7	57:38.750
18	1	1:48.541	22.430	35.421	50.690	266.7	49:19.091	24	1	1:44.375	21.336	33.419	49.620	270.0	59:23.125
19	1	1:46.317	22.050	35.125	49.142	267.3	51:05.408	25	1	1:42.097	21.432	33.277	47.388	271.4	1:01:05.222
20	1	1:45.803	21.959	34.790	49.054	268.7	52:51.211	26	1	1:53.847	22.494	40.414	50.939	270.0	1:02:59.069
21	1	1:48.163	22.340	35.668	50.155	270.0	54:39.374	27	1	1:41.579	21.320	33.059	47.200	270.7	1:04:40.648
22	1	1:46.062	21.903	35.133	49.026	269.3	56:25.436	28	1	5:34.164 B	21.373	34.235	4:38.556	272.0	1:10:14.812
23	1	1:46.768	22.115	34.964	49.689	269.3	58:12.204	29	1	1:55.687	35.517	33.099	47.071	186.2	1:12:10.499
24	1	1:55.014	21.964	34.935	58.115	268.7	1:00:07.218	30	1	1:40.087	21.047	32.451	46.589	270.0	1:13:50.586
25	1	1:47.856	22.571	35.416	49.869	268.7	1:01:55.074	31	1	1:41.704	21.054	33.864	46.786	270.0	1:15:32.290
26	1	1:46.069	21.769	35.238	49.062	268.7	1:03:41.143	32	1	1:41.539	20.916	32.903	47.720	272.7	1:17:13.829
27	1	1:45.253	21.820	34.502	48.931	268.7	1:05:26.396	33	1	14:12.585 B	20.786	34.895	...	271.4	1:31:26.414
28	1	1:45.170	21.751	34.683	48.736	269.3	1:07:11.566	34	2	2:05.260	38.709	36.002	50.549	183.4	1:33:31.674
29	1	1:44.798	21.706	34.232	48.860	268.0	1:08:56.364	35	2	1:44.115	21.185	32.907	50.023	267.3	1:35:15.789
30	1	4:47.625 B	24.396	35.423	3:47.806	268.0	1:13:43.989	36	2	1:42.665	21.009	32.828	48.828	269.3	1:36:58.454
31	1	2:04.974	38.770	36.264	49.940	177.0	1:15:48.963	37	2	1:41.366	20.984	32.753	47.629	268.0	1:38:39.820
32	1	1:46.907	22.075	35.073	49.759	265.4	1:17:35.870	38	2	1:40.475	20.981	32.650	46.844	268.7	1:40:20.295
33	1	1:47.355	22.432	35.677	49.246	264.1	1:19:23.225	39	2	3:44.146 B	21.604	33.281	2:49.261	270.0	1:44:04.441
34	1	1:46.351	22.334	35.044	48.973	266.0	1:21:09.576	40	1	2:10.823	39.954	39.273	51.596	182.7	1:46:15.264
35	1	1:45.617	22.022	34.514	49.081	267.3	1:22:55.193	41	1	1:42.333	21.491	33.256	47.586	268.7	1:47:57.597
36	1	1:46.119	22.213	35.187	48.719	267.3	1:24:41.312	42	1	1:42.792	21.752	34.076	47.964	268.7	1:49:41.389
37	1	1:47.287	23.564	34.951	48.772	268.7	1:26:28.599	40 GRAFF Racing Ligier JS P320 - Nissan 1. Luis SANJUAN LMP3 2. Théo VAUCHER							
38	1	13:52.127 B	23.031	35.599	...	263.4	1:40:20.726								
39	2	2:00.938	38.248	33.407	49.283	149.2	1:42:21.664								



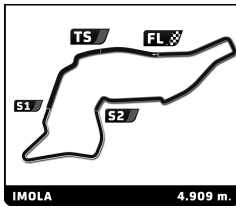
MLMC Collective Test Day

Imola Round

Morning Test

Sector Analysis

Lap under Red Flag														Invalidated Lap	Personal Best	Session Best	B Crossing the pit lane
Lap	D	Time	Sector 1	Sector 2	Sector 3	T. Spd	Elapsed	Lap	D	Time	Sector 1	Sector 2	Sector 3	T. Spd	Elapsed		
1	1	6:54.274	5:09.339	43.417	1:01.518	165.1	6:54.274	5	2	1:42.384	21.517	33.414	47.453	266.7	12:15.608		
2	1	2:04.480	29.164	40.944	54.372	194.6	8:58.754	6	2	6:09.052	B	21.268	33.155	5:14.629	268.0	18:24.660	
3	1	1:58.673	26.048	39.204	53.421	209.7	10:57.427	7	1	2:05.858	38.041	36.241	51.576	176.8	20:30.518		
4	1	1:53.830	24.295	38.301	51.234	253.5	12:51.257	8	1	1:49.110	22.326	35.809	50.975	267.3	22:19.628		
5	1	5:50.416	B	23.704	1:01.256	4:25.456	251.7	18:41.673	9	1	2:07.359	22.567	35.313	1:09.479	268.7	24:26.987	
6	1	2:08.481	39.396	37.572	51.513	170.1	20:50.154	10	1	3:39.952	54.535	1:07.852	1:37.565	81.3	28:06.939		
7	1	1:49.792	22.974	36.311	50.507	268.0	22:39.946	11	1	3:19.373	54.627	1:08.021	1:16.725	81.1	31:26.312		
8	1	4:48.769	B	27.114	44.852	3:36.803	213.9	27:28.715	12	1	1:47.624	22.506	34.914	50.204	265.4	33:13.936	
9	1	3:39.684	55.150	1:08.541	1:35.993	176.5	31:08.399	13	1	1:46.106	22.260	34.854	48.992	266.0	35:00.042		
10	1	1:53.469	25.948	36.598	50.923	238.4	33:01.868	14	1	1:45.079	21.931	34.504	48.644	268.0	36:45.121		
11	1	1:50.962	23.152	35.985	51.825	266.7	34:52.830	15	1	1:45.108	21.669	34.134	49.305	268.7	38:30.229		
12	1	1:47.401	22.663	35.592	49.146	270.0	36:40.231	16	1	1:44.973	21.787	34.578	48.608	270.7	40:15.202		
13	1	1:48.807	22.703	35.847	50.257	269.3	38:29.038	17	1	1:45.413	22.138	34.744	48.531	272.7	42:00.615		
14	1	1:45.896	22.124	34.849	48.923	270.7	40:14.934	18	1	4:14.928	B	21.777	34.684	3:18.467	266.7	46:15.543	
15	1	3:51.971	B	22.856	36.799	2:52.316	272.0	44:06.905	19	1	1:58.858	36.745	34.050	48.063	184.6	48:14.401	
16	2	2:10.725	40.163	38.669	51.893	181.5	46:17.630	20	1	1:42.603	21.595	34.122	47.886	270.0	49:58.004		
17	2	1:49.761	22.876	36.161	50.724	269.3	48:07.391	21	1	1:46.960	21.535	34.919	50.506	270.7	51:44.964		
18	2	1:48.813	22.288	35.950	50.575	271.4	49:56.204	22	1	1:43.968	21.570	34.280	48.118	273.4	53:28.932		
19	2	1:49.863	22.069	35.799	51.995	272.0	51:46.067	23	1	1:45.616	21.503	34.084	50.029	269.3	55:14.548		
20	2	1:47.389	22.468	35.530	49.391	272.7	53:33.456	24	1	1:43.462	21.583	33.813	48.066	269.3	56:58.010		
21	2	1:46.625	22.300	34.635	49.690	270.0	55:20.081	25	1	1:43.736	21.587	34.167	47.982	268.7	58:41.746		
22	2	1:50.366	22.313	36.826	51.227	271.4	57:10.447	26	1	10:37.916	B	21.903	34.458	9:41.555	269.3	1:09:19.662	
23	2	4:09.587	B	21.901	34.459	3:13.227	272.0	1:01:20.034	27	2	2:04.947	42.659	34.821	47.467	140.8	1:11:24.609	
24	1	2:07.013	38.710	37.823	50.480	180.3	1:03:27.047	28	2	1:41.687	21.385	33.302	47.000	266.7	1:13:06.296		
25	1	1:46.747	22.367	34.918	49.462	270.7	1:05:13.794	29	2	1:41.285	21.337	32.886	47.062	266.7	1:14:47.581		
26	1	1:46.680	21.930	34.395	50.355	270.0	1:07:00.474	30	2	1:41.649	21.104	33.302	47.243	268.0	1:16:29.230		
27	1	1:45.471	22.095	34.711	48.665	269.3	1:08:45.945	31	2	1:41.873	21.250	33.031	47.592	267.3	1:18:11.103		
28	1	1:45.707	21.781	34.978	48.948	270.7	1:10:31.652	32	2	1:48.519	21.718	36.424	50.377	272.0	1:19:59.622		
29	1	1:54.353	22.247	36.215	55.891	270.7	1:12:26.005	33	2	1:40.529	21.126	32.710	46.693	268.7	1:21:40.151		
30	1	1:43.878	21.804	34.110	47.964	270.7	1:14:09.883	34	2	5:33.189	B	21.673	33.048	4:38.468	268.0	1:27:13.340	
31	1	4:53.238	B	22.292	35.138	3:55.808	270.0	1:19:03.121	35	2	1:57.905	36.102	33.560	48.243	182.4	1:29:11.245	
32	2	2:02.769	37.918	35.194	49.657	181.5	1:21:05.890	36	2	1:41.063	21.104	32.826	47.133	270.0	1:30:52.308		
33	2	1:45.418	21.845	34.235	49.338	271.4	1:22:51.308	37	2	1:41.871	21.356	33.627	46.888	272.7	1:32:34.179		
34	2	1:43.498	21.502	33.558	48.438	272.0	1:24:34.806	38	2	1:40.340	21.046	32.761	46.533	270.0	1:34:14.519		
35	2	1:46.446	22.565	35.143	48.738	273.4	1:26:21.252	39	2	1:40.292	21.007	32.626	46.659	270.7	1:35:54.811		
36	2	1:44.171	21.274	33.469	49.428	273.4	1:28:05.423	40	2	1:40.381	21.019	32.701	46.661	272.0	1:37:35.192		
37	2	1:49.358	23.176	38.107	48.075	232.3	1:29:54.781	41	2	1:42.783	21.041	33.030	48.712	272.7	1:39:17.975		
38	2	4:49.380	B	21.950	35.447	3:51.983	275.5	1:34:44.161	42	2	5:00.038	B	21.050	32.776	4:06.212	270.7	1:44:18.013
39	1	2:02.762	38.044	36.037	48.681	180.0	1:36:46.923	43	1	2:12.249	41.510	37.397	53.342	158.4	1:46:30.262		
40	1	1:44.922	22.037	34.273	48.612	270.7	1:38:31.845	44	1	1:48.884	24.182	35.168	49.534	267.3			



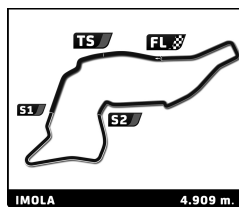
MLMC Collective Test Day

Imola Round

Morning Test

Sector Analysis

Lap under Red Flag											Invalidated Lap	Personal Best	Session Best	B Crossing the pit lane	
Lap	D	Time	Sector 1	Sector 2	Sector 3	T. Spd	Elapsed	Lap	D	Time	Sector 1	Sector 2	Sector 3	T. Spd	Elapsed
10	1	1:47.302	22.522	35.345	49.435	260.2	45:11.702	30	1	2:03.120	38.115	35.495	49.510	177.9	1:48:45.750
11	1	5:21.412 B	22.461	35.289	4:23.662	260.2	50:33.114	31	1	1:49.297	22.789	36.388	50.120	261.5	1:50:35.047
12	1	2:04.030	37.657	36.931	49.442	176.8	52:37.144	51 AF Corse Ferrari 488 GT3							
13	1	1:46.995	22.852	35.081	49.062	260.2	54:24.139	1. Marcos VIVIAN GT3							
14	1	1:47.815	23.391	35.427	48.997	259.6	56:11.954	2. Luke DAVENPORT							
15	1	1:47.419	22.360	36.042	49.017	259.6	57:59.373	1	2	6:06.339 B	4:06.848	43.422	1:16.069	162.7	6:06.339
16	1	1:46.846	22.608	34.960	49.278	261.5	59:46.219	2	2	4:43.138	3:11.326	37.890	53.922	148.4	10:49.477
17	1	1:45.692	22.219	34.847	48.626	260.2	1:01:31.911	3	2	1:52.915	23.347	36.828	52.740	257.8	12:42.392
18	1	8:19.659 B	22.460	35.582	7:21.617	260.2	1:09:51.570	4	2	2:48.633 B	22.851	41.895	1:43.887	257.1	15:31.025
19	1	2:09.209	37.916	37.779	53.514	177.3	1:12:00.779	5	2	6:43.924	5:16.123	36.616	51.185	170.6	22:14.949
20	1	1:47.636	22.775	35.619	49.242	260.2	1:13:48.415	6	2	1:50.387	22.821	35.482	52.084	256.5	24:05.336
21	1	1:47.325	22.365	36.001	48.959	259.0	1:15:35.740	7	2	3:46.394 B	51.873	1:07.598	1:46.923	81.9	27:51.730
22	1	1:46.617	22.266	34.895	49.456	259.0	1:17:22.357	8	2	5:45.958	4:12.749	39.266	53.943	171.2	33:37.688
23	1	1:48.771	22.724	36.272	49.775	257.8	1:19:11.128	9	2	1:48.658	22.877	35.673	50.108	251.2	35:26.346
24	1	1:47.451	22.594	35.346	49.511	259.6	1:20:58.579	10	2	1:47.751	22.662	35.416	49.673	252.3	37:14.097
25	1	1:47.119	22.375	35.397	49.347	260.9	1:22:45.698	11	2	1:53.757	22.616	39.097	52.044	252.9	39:07.854
26	1	1:47.561	22.617	35.410	49.534	259.6	1:24:33.259	12	2	2:06.389 B	22.637	35.349	1:08.403	252.9	41:14.243
27	1	6:18.144 B	23.706	36.927	5:17.511	259.6	1:30:51.403	13	2	9:06.807	7:40.840	35.884	50.083	103.0	50:21.050
28	2	2:03.549	38.016	36.099	49.434	178.8	1:32:54.952	14	2	1:46.985	22.662	34.955	49.368	257.1	52:08.035
29	2	1:47.340	22.693	35.070	49.577	259.6	1:34:42.292	15	2	1:46.665	22.477	34.934	49.254	257.8	53:54.700
30	2	1:46.544	22.471	35.144	48.929	260.2	1:36:28.836	16	2	1:50.294	22.701	37.753	49.840	252.9	55:44.994
46 Ebimotors Porsche 911 GT3 R															
1. Emanuele BUSNELLI GT3															
2. Fabio BABINI															
1	2	6:13.532	4:37.402	40.115	56.015	139.4	6:13.532	17	2	1:46.284	22.554	34.579	49.151	259.0	57:31.278
2	2	1:57.183	24.861	38.224	54.098	250.0	8:10.715	18	2	1:55.147	23.291	37.408	54.448	258.4	59:26.425
3	2	1:48.389	22.511	35.058	50.820	264.7	9:59.104	19	2	1:46.751	22.597	34.929	49.225	258.4	1:01:13.176
4	2	1:53.634	23.248	37.902	52.484	266.7	11:52.738	20	2	1:48.327	22.462	35.038	50.827	255.9	1:03:01.503
5	2	8:10.645 B	22.384	35.052	7:13.209	266.0	20:03.383	21	2	1:48.659	23.583	35.734	49.342	256.5	1:04:50.162
6	2	2:09.193	38.435	37.522	53.236	176.5	22:12.576	22	2	2:22.246 B	25.685	40.123	1:16.438	259.0	1:07:12.408
7	2	1:47.479	22.143	34.889	50.447	264.1	24:00.055	23	2	20:35.044	...	44.085	51.719	158.4	1:27:47.452
8	2	9:50.292 B	49.878	1:07.409	7:53.005	82.1	33:50.347	24	2	1:52.769	22.766	36.535	53.468	257.1	1:29:40.221
9	2	2:28.224	1:02.980	36.373	48.871	139.2	36:18.571	25	2	1:46.451	22.524	34.975	48.952	252.3	1:31:26.672
10	2	1:46.059	22.224	34.886	48.949	262.8	38:04.630	26	2	1:45.879	22.414	34.525	48.940	256.5	1:33:12.551
11	2	1:45.070	22.285	34.462	48.323	264.1	39:49.700	27	2	1:49.782	22.307	36.595	50.880	259.0	1:35:02.333
12	2	14:46.753 B	22.673	35.452	...	265.4	54:36.453	28	2	1:45.774	22.295	34.684	48.795	259.0	1:36:48.107
13	1	2:10.627	40.430	37.799	52.398	174.2	56:47.080	29	2	1:45.713	22.305	34.458	48.950	264.1	1:38:33.820
14	1	1:50.051	23.176	35.953	50.922	259.0	58:37.131	30	2	1:45.755	22.322	34.606	48.827	258.4	1:40:19.575
15	1	1:49.344	23.113	35.914	50.317	262.8	1:00:26.475	31	2	2:07.998 B	22.380	35.710	1:09.908	257.8	1:42:27.573
16	1	1:48.332	22.786	35.291	50.255	263.4	1:02:14.807	32	2	4:06.150	2:33.881	42.787	49.482	176.5	1:46:33.723
17	1	1:48.300	22.650	35.482	50.168	263.4	1:04:03.107	33	2	1:46.093	22.368	34.620	49.105	252.9	1:48:19.816
18	1	1:48.561	22.466	35.395	50.700	262.8	1:05:51.668	34	2	1:45.921	22.404	34.687	48.830	260.9	1:50:05.737
19	1	9:04.893 B	25.690	38.907	8:00.296	224.5	1:14:56.561	53 RLR MSport Ligier JS P320 - Nissan							
20	1	2:28.735	39.045	53.910	55.780	177.9	1:17:25.296	1. Tommy FOSTER LMP3							
21	1	1:48.136	22.540	35.461	50.135	262.1	1:19:13.432	2. Martin RICH							
22	1	1:49.240	23.145	35.228	50.867	262.8	1:21:02.672	1	1	5:40.382	4:12.764	36.945	50.673	172.5	5:40.382
23	1	12:22.920 B	22.844	35.454	...	263.4	1:33:25.592	2	1	1:47.300	22.462	35.302	49.536	264.7	7:27.682
24	2	2:08.563	40.807	37.717	50.039	166.9	1:35:34.155	3	1	1:43.296	21.722	33.841	47.733	266.7	9:10.978
25	2	1:47.996	22.501	35.135	50.360	261.5	1:37:22.151	4	1	1:42.222	21.402	33.478	47.342	269.3	10:53.200
26	2	1:46.859	22.094	34.286	50.479	263.4	1:39:09.010	5	1	1:43.609	21.274	34.671	47.664	270.7	12:36.809
27	2	1:50.249	22.213	34.976	53.060	264.1	1:40:59.259	6	1	7:07.347 B	21.210	36.838	6:09.299	269.3	19:44.156
28	2	1:44.465	22.061	34.122	48.282	264.1	1:42:43.724	7	2	2:20.503	47.000	39.145	54.358	152.5	22:04.659
29	2	3:58.906 B	22.483	35.156	3:01.267	264.1	1:46:42.630	8	2	1:50.165	22.339	35.211	52.615	268.0	23:54.824
								9	2	3:30.215	45.175	1:07.739	1:37.301	81.4	27:25.039
								10	2	3:39.317	54.287	1:08.314	1:36.716	82.1	31:04.356
								11	2	1:49.573	25.008	35.123	49.442	237.4	32:53.929



MLMC Collective Test Day

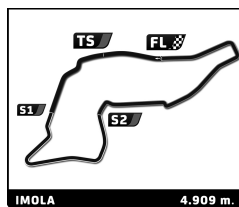
Imola Round

Morning Test

Sector Analysis

Lap under Red Flag Invalidated Lap Personal Best Session Best Crossing the pit lane

Lap	D	Time	Sector 1	Sector 2	Sector 3	T. Spd	Elapsed	Lap	D	Time	Sector 1	Sector 2	Sector 3	T. Spd	Elapsed
12	2	1:46.782	22.549	35.231	49.002	267.3	34:40.711	24	1	1:47.418	22.488	35.416	49.514	260.2	1:24:49.710
13	2	1:44.969	22.149	34.244	48.576	268.7	36:25.680	25	1	3:27.665 B	22.488	35.668	2:29.509	262.1	1:28:17.375
14	2	1:47.581	23.061	35.704	48.816	269.3	38:13.261	57 GRAFF Racing Ligier JS P320 - Nissan LMP3 1. Stephan RUPP 2. Ryan HARPER-ELLAM							
15	2	1:45.212	21.677	34.468	49.067	271.4	39:58.473	1	2	6:52.830 B	3:32.621	42.254	2:37.955	135.2	6:52.830
16	2	1:43.620	21.704	33.763	48.153	271.4	41:42.093	2	2	2:06.393	39.239	36.610	50.544	170.6	8:59.223
17	2	1:47.149	22.127	35.161	49.861	271.4	43:29.242	3	2	1:46.475	22.122	34.912	49.441	266.7	10:45.698
18	2	27:56.587 B	23.180	35.168	...	248.3	1:11:25.829	4	2	1:44.458	21.550	34.520	48.388	268.7	12:30.156
19	2	2:16.402	43.337	40.838	52.227	137.2	1:13:42.231	5	2	7:16.127 B	21.423	36.725	6:17.979	269.3	19:46.283
20	2	1:44.164	21.847	34.136	48.181	267.3	1:15:26.395	6	2	2:07.161	44.232	34.601	48.328	156.1	21:53.444
21	2	1:45.404	21.827	34.947	48.630	269.3	1:17:11.799	7	2	4:42.789 B	21.432	33.426	3:47.931	270.7	26:36.233
22	2	2:37.832	21.211	1:25.860	50.761	270.7	1:19:49.631	8	1	5:54.562 B	1:05.778	1:10.057	3:38.727	81.6	32:30.795
23	2	1:42.633	21.612	33.469	47.552	270.0	1:21:32.264	9	1	3:24.211	1:57.181	36.187	50.843	144.6	35:55.006
24	2	1:42.664	21.521	33.381	47.762	270.7	1:23:14.928	10	1	1:50.182	23.753	35.838	50.591	267.3	37:45.188
25	2	1:42.178	21.398	33.135	47.645	270.7	1:24:57.106	11	1	1:50.614	22.574	36.218	51.822	269.3	39:35.802
26	2	1:43.005	21.245	33.557	48.203	270.7	1:26:40.111	12	1	1:49.633	23.625	35.841	50.167	269.3	41:25.435
27	2	1:43.802	21.485	33.652	48.665	273.4	1:28:23.913	13	1	1:46.354	22.346	34.714	49.294	270.7	43:11.789
28	2	1:43.527	21.393	33.889	48.245	272.7	1:30:07.440	14	1	1:46.165	22.314	34.458	49.393	270.7	44:57.954
29	2	1:43.035	21.581	33.646	47.808	272.0	1:31:50.475	15	1	1:48.725	22.472	36.307	49.946	268.7	46:46.679
30	2	4:18.565 B	21.419	35.075	3:22.071	274.1	1:36:09.040	16	1	7:16.733 B	23.718	35.949	6:17.066	267.3	54:03.412
31	1	1:58.587	37.290	33.937	47.360	169.8	1:38:07.627	17	1	2:20.580	44.965	40.427	55.188	148.8	56:23.992
32	1	1:42.868	21.658	33.883	47.327	272.0	1:39:50.495	18	1	1:51.476	23.864	37.327	50.285	259.0	58:15.468
33	1	1:42.570	20.841	33.046	48.683	271.4	1:41:33.065	19	1	1:48.569	22.691	34.769	51.109	268.0	1:00:04.037
34	1	1:40.761	20.905	32.465	47.391	270.7	1:43:13.826	20	1	1:46.294	22.370	34.504	49.420	268.0	1:01:50.331
35	1	1:41.353	20.932	32.472	47.949	271.4	1:44:55.179	21	1	1:44.961	22.090	34.191	48.680	270.0	1:03:35.292
36	1	1:40.451	20.867	32.404	47.180	270.7	1:46:35.630	22	1	1:45.895	22.107	34.734	49.054	271.4	1:05:21.187
37	1	1:42.170	20.946	33.356	47.868	273.4	1:48:17.800	23	1	3:38.959 B	22.379	35.508	2:41.072	269.3	1:09:00.146
38	1	1:40.711	20.970	32.369	47.372	271.4	1:49:58.511	24	2	2:13.613	43.253	41.481	48.879	136.5	1:11:13.759
55 GMB Motorsport Honda NSX GT3 GT3 1. Kasper H JENSEN 2. Kristian POULSEN							1 1 7:13.324 B 4:12.806 47.535 2:12.983 127.7 7:13.324								
							2 1 2:18.567 41.307 40.879 56.381 147.3 9:31.891								
							3 1 1:59.262 24.784 39.768 54.710 210.1 11:31.153								
							4 1 6:39.584 B 23.676 40.812 5:35.096 257.8 18:10.737								
							5 1 27:03.853 B 39.483 38.947 ... 171.7 45:14.590								
							6 1 2:13.140 41.145 38.701 53.294 134.8 47:27.730								
							7 1 1:52.050 23.269 38.067 50.714 260.9 49:19.780								
							8 1 1:50.653 23.002 36.196 51.455 260.2 51:10.433								
							9 1 1:48.204 22.823 35.481 49.900 262.1 52:58.637								
							10 1 1:49.515 22.595 37.397 49.523 262.1 54:48.152								
							11 1 1:48.066 22.640 35.859 49.567 262.8 56:36.218								
							12 1 4:03.209 B 22.712 36.393 3:04.104 262.1 1:00:39.427								
							13 2 2:21.731 44.287 43.530 53.914 134.3 1:03:01.158								
							14 2 1:56.538 26.176 38.140 52.222 259.6 1:04:57.696								
							15 2 1:48.816 22.915 35.904 49.997 262.8 1:06:46.512								
							16 2 1:48.131 22.406 35.772 49.953 261.5 1:08:34.643								
							17 2 1:47.785 22.391 35.322 50.072 261.5 1:10:22.428								
							18 2 1:49.963 23.661 35.581 50.721 242.2 1:12:12.391								
							19 2 3:26.300 B 22.785 36.634 2:26.881 262.1 1:15:38.691								
							20 1 2:02.084 36.907 35.282 49.895 176.8 1:17:40.775								
							21 1 1:47.093 22.410 34.786 49.897 260.2 1:19:27.868								
							22 1 1:47.293 22.438 35.336 49.519 261.5 1:21:15.161								
							23 1 1:47.131 22.448 35.181 49.502 261.5 1:23:02.292								
							61 AF Corse Ferrari 488 GT3 GT3 1. Gino FORGIONE 2. Andrea MONTERMINI								
							1 1 7:17.458 B 5:30.288 38.490 1:08.680 156.7 7:17.458								
							2 1 3:18.849 1:51.119 36.431 51.299 178.8 10:36.307								
							3 1 1:47.853 22.857 35.331 49.665 260.2 12:24.160								



MLMC Collective Test Day

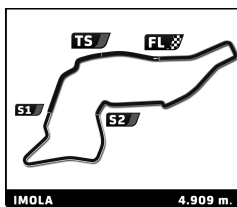
Imola Round

Morning Test

Sector Analysis

Lap under Red Flag Invalidated Lap Personal Best Session Best Crossing the pit lane

Lap	D	Time	Sector 1	Sector 2	Sector 3	T. Spd	Elapsed	Lap	D	Time	Sector 1	Sector 2	Sector 3	T. Spd	Elapsed							
4	1	2:45.145 B	22.413	35.440	1:47.292	260.2	15:09.305	10	1	1:48.036	22.667	35.631	49.738	270.0	37:12.535							
5	2	4:41.555	3:15.983	35.706	49.866	179.1	19:50.860	11	1	1:52.711	22.820	38.518	51.373	280.5	39:05.246							
6	2	1:46.272	22.414	34.620	49.238	260.9	21:37.132	12	1	1:50.358	22.883	35.102	52.373	257.8	40:55.604							
7	2	1:45.373	22.068	34.599	48.715	262.8	23:22.505	13	1	1:46.834	22.093	35.229	49.512	270.7	42:42.438							
8	2	3:27.023 B	27.697	1:09.183	1:50.143	264.1	26:49.528	14	1	1:45.705	21.960	34.651	49.094	272.0	44:28.143							
9	2	7:00.874	5:10.860	47.006	1:03.008	128.7	33:50.402	15	1	1:46.705	21.984	35.301	49.420	272.7	46:14.848							
10	2	1:52.380	22.812	35.188	54.380	259.6	35:42.782	16	1	1:46.568	22.103	34.638	49.827	282.7	48:01.416							
11	2	1:46.802	22.319	35.093	49.390	262.1	37:29.584	17	1	15:28.195 B	21.996	37.364	...	274.1	1:03:29.611							
12	2	1:53.982	22.207	41.917	49.858	262.8	39:23.566	18	1	2:09.064	39.124	39.194	50.746	168.0	1:05:38.675							
13	2	2:04.648 B	22.075	34.557	1:08.016	261.5	41:28.214	19	1	1:47.106	22.369	35.339	49.398	268.7	1:07:25.781							
14	2	6:29.842	4:58.557	38.550	52.735	161.0	47:58.056	20	1	1:45.507	21.978	34.825	48.370	270.7	1:09:11.288							
15	2	1:54.771	23.777	38.485	52.509	259.6	49:52.827	21	1	1:44.591	21.667	34.283	48.641	279.1	1:10:55.879							
16	2	1:51.707	23.974	36.869	50.864	257.8	51:44.534	22	1	1:44.584	21.724	33.942	48.918	270.7	1:12:40.463							
17	2	1:52.065	23.977	37.166	50.922	258.4	53:36.599	23	1	1:46.262	21.677	34.456	50.129	270.0	1:14:26.725							
18	2	1:52.044	24.055	36.621	51.368	241.6	55:28.643	24	1	1:45.064	21.825	34.593	48.646	272.0	1:16:11.789							
19	2	1:51.453	23.440	36.348	51.665	261.5	57:20.096	25	1	1:44.850	21.707	34.420	48.723	271.4	1:17:56.639							
20	2	1:52.884	23.824	36.984	52.076	258.4	59:12.980	26	1	1:44.743	21.628	34.294	48.821	284.2	1:19:41.382							
21	2	1:51.884	23.536	37.433	50.915	260.2	1:01:04.864	27	1	16:32.041 B	21.611	34.449	...	272.0	1:36:13.423							
22	2	1:58.056	24.383	38.971	54.702	242.7	1:03:02.920	28	1	2:05.936	39.251	34.462	52.223	174.5	1:38:19.359							
23	2	1:55.601	25.053	38.459	52.089	249.4	1:04:58.521	29	1	1:43.605	21.414	34.119	48.072	272.0	1:40:02.964							
24	2	1:51.432	23.653	36.337	51.442	255.9	1:06:49.953	30	1	1:42.444	21.093	33.714	47.637	282.7	1:41:45.408							
25	2	1:49.943	23.067	36.490	50.386	263.4	1:08:39.896	31	1	1:40.253	20.984	32.593	46.676	272.7	1:43:25.661							
26	2	1:49.464	23.146	36.098	50.220	260.9	1:10:29.360	32	1	1:43.953	23.580	33.627	46.746	285.7	1:45:09.614							
27	2	1:50.073	23.315	36.514	50.244	257.1	1:12:19.433	33	1	1:40.714	20.906	32.682	47.126	285.0	1:46:50.328							
28	2	1:49.421	23.345	36.082	49.994	264.1	1:14:08.854	<div style="border: 1px solid black; padding: 5px;"> 69 COOL Racing 1. Maurice SMITH 2. Malthe JAKOBSEN Ligier JS P320 - Nissan LMP3 </div>							1	2	4:32.520	3:08.081	35.241	49.198	180.3	4:32.520
29	2	1:50.287	23.349	36.878	50.060	262.8	1:15:59.141								2	2	4:36.867 B	21.761	36.027	3:39.079	266.0	9:09.387
30	2	1:49.130	23.065	36.075	49.990	266.0	1:17:48.271	3	2	1:56.795	35.854	33.013	47.928	185.9	11:06.182							
31	2	1:49.406	23.268	35.892	50.246	259.6	1:19:37.677	4	2	1:41.750	21.899	32.898	46.953	270.7	12:47.932							
32	2	2:06.695 B	22.922	36.441	1:07.332	259.0	1:21:44.372	5	2	6:32.745 B	21.988	1:03.498	5:07.259	268.0	19:20.677							
33	2	4:48.541	3:12.918	39.169	56.454	170.3	1:26:32.913	6	1	2:10.445	43.907	36.368	50.170	155.4	21:31.122							
34	2	1:52.645	22.474	34.742	55.429	264.1	1:28:25.558	7	1	1:46.758	22.250	34.723	49.785	268.7	23:17.880							
35	2	1:45.552	22.180	34.311	49.061	262.8	1:30:11.110	8	1	2:51.724	23.992	46.732	1:41.000	268.0	26:09.604							
36	2	1:44.733	21.813	34.092	48.828	263.4	1:31:55.843	9	1	3:45.223	55.368	1:09.734	1:40.121	82.0	29:54.827							
37	2	1:45.861	21.958	34.134	49.769	263.4	1:33:41.704	10	1	2:29.987	54.239	46.059	49.689	81.9	32:24.814							
38	2	2:19.124 B	25.261	37.542	1:16.321	239.5	1:36:00.828	11	1	1:45.498	21.960	34.455	49.083	269.3	34:10.312							
39	2	5:34.400	4:04.617	38.095	51.688	177.6	1:41:35.228	12	1	1:47.967	21.849	36.555	49.563	270.0	35:58.279							
40	2	1:49.203	23.568	35.688	49.947	250.6	1:43:24.431	13	1	1:47.272	21.969	35.924	49.379	271.4	37:45.551							
41	2	1:50.974	24.869	36.417	49.688	249.4	1:45:15.405	14	1	1:49.029	22.711	36.274	50.044	264.1	39:34.580							
42	2	1:49.043	23.267	35.657	50.119	259.6	1:47:04.448	15	1	1:44.557	22.104	34.159	48.294	272.0	41:19.137							
43	2	1:48.894	23.164	35.563	50.167	255.3	1:48:53.342	16	1	1:44.344	21.704	33.874	48.766	272.7	43:03.481							
44	2	1:47.790	23.093	35.365	49.332	259.0	1:50:41.132	17	1	1:43.871	21.674	33.734	48.463	272.0	44:47.352							
<div style="border: 1px solid black; padding: 5px;"> 66 Rinaldi Racing 1. Steve PARROW Duqueine M30 - D08 - Nissan LMP3 </div>								18	1	8:30.516 B	21.689	34.534	7:34.293	272.7	53:17.868							
								19	1	2:09.257	39.949	38.273	51.035	177.3	55:27.125							
1	1	6:00.230	4:20.745	40.622	58.863	151.9	6:00.230	20	1	1:47.620	21.925	36.329	49.366	270.7	57:14.745							
2	1	1:54.245	24.398	37.807	52.040	246.0	7:54.475	21	1	2:08.514	21.729	35.418	1:11.367	272.0	59:23.259							
3	1	10:13.852 B	25.647	38.707	9:09.498	217.7	18:08.327	22	1	1:44.512	22.858	33.620	48.034	247.1	1:01:07.771							
4	1	2:08.992	39.994	37.424	51.574	171.4	20:17.319	23	1	1:44.125	21.432	34.450	48.243	272.7	1:02:51.896							
5	1	1:50.765	23.050	36.566	51.149	267.3	22:08.084	24	1	1:46.451	21.503	34.053	50.895	272.7	1:04:38.347							
6	1	1:52.951	23.250	36.114	53.587	270.0	24:01.035	25	1	1:43.147	21.415	33.360	48.372	272.0	1:06:21.494							
7	1	7:17.798 B	51.867	1:08.438	5:17.493	81.8	31:18.833	26	1	7:10.530 B	21.705	35.726	6:13.099	271.4	1:13:32.024							
8	1	2:16.739	42.097	41.993	52.649	158.6	33:35.572															
9	1	1:48.927	22.956	36.027	49.944	269.3	35:24.499															



MLMC Collective Test Day

Imola Round

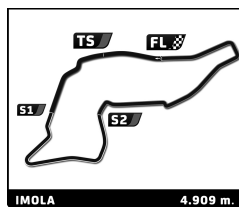
Morning Test

Sector Analysis

IMOLA 4.909 m.

Lap under Red Flag Invalidated Lap Personal Best Session Best B Crossing the pit lane

Lap	D	Time	Sector 1	Sector 2	Sector 3	T. Spd	Elapsed	Lap	D	Time	Sector 1	Sector 2	Sector 3	T. Spd	Elapsed							
27	2	1:55.820	35.984	32.706	47.130	184.6	1:15:27.844	<div style="border: 1px solid black; padding: 5px;"> 73 TS Corse 1. Pietro PECCENINI 2. Parth GHORPADE <small>Duqueine M30 - D08 - Nissan LMP3</small> </div>							1	1	5:54.369 B	3:53.796	42.399	1:18.174	138.3	5:54.369
28	2	1:42.645	20.942	33.530	48.173	271.4	1:17:10.489								2	1	2:23.997	45.559	42.552	55.886	151.7	8:18.366
29	2	1:38.997	20.790	32.041	46.166	270.7	1:18:49.486								3	1	1:51.405	23.068	37.387	50.950	264.7	10:09.771
30	2	1:38.855	20.730	32.098	46.027	272.7	1:20:28.341								4	1	1:49.526	22.594	36.157	50.775	266.0	11:59.297
31	2	1:42.689	20.639	31.867	50.183	272.0	1:22:11.030								5	1	2:34.353 B	22.867	37.217	1:34.269	268.7	14:33.650
32	2	1:47.154	20.948	34.488	51.718	271.4	1:23:58.184								6	1	5:26.524	3:56.228	38.830	51.466	161.7	20:00.174
33	2	19:16.031 B	20.562	32.134	...	272.7	1:43:14.215								7	1	1:47.365	22.418	35.231	49.716	268.7	21:47.539
34	1	2:05.900	40.081	36.098	49.721	174.5	1:45:20.115								8	1	2:01.599	22.099	35.100	1:04.400	268.0	23:49.138
35	1	1:43.968	21.804	33.439	48.725	268.0	1:47:04.083								9	1	3:34.302 B	41.083	1:08.058	1:45.161	144.0	27:23.440
36	1	1:42.586	21.515	33.227	47.844	268.7	1:48:46.669								10	2	5:16.555	3:44.777	39.758	52.020	80.8	32:39.995
37	1	1:47.076	22.005	33.947	51.124	270.0	1:50:33.745								11	2	1:48.031	22.783	35.119	50.129	262.8	34:28.026
<div style="border: 1px solid black; padding: 5px;"> 72 Team Virage 1. Alexandre YVON 2. Mathis POULET <small>Ligier JS P320 - Nissan LMP3</small> </div>															12	2	1:52.164	25.536	37.065	49.563	188.2	36:20.190
1	2	5:14.231	3:37.797	39.225	57.209	143.4	5:14.231								13	2	3:15.075	22.148	1:58.131	54.796	268.7	39:35.265
2	2	1:58.311	25.078	41.015	52.218	243.2	7:12.542								14	2	1:52.936	26.098	35.831	51.007	240.5	41:28.201
3	2	1:50.215	22.922	36.022	51.271	251.2	9:02.757	15	2	2:09.245 B	22.867	35.989	1:10.389	268.0	43:37.446							
4	2	1:47.183	22.621	35.227	49.335	266.0	10:49.940	16	2	3:38.181	2:08.325	36.914	52.942	144.6	47:15.627							
5	2	1:50.920	24.086	36.399	50.435	240.5	12:40.860	17	2	1:48.684	22.013	34.947	51.724	271.4	49:04.311							
6	2	7:08.727 B	21.826	43.296	6:03.605	264.1	19:49.587	18	2	1:53.197	23.356	40.769	49.072	268.0	50:57.508							
7	2	2:13.372	43.968	38.645	50.759	163.6	22:02.959	19	2	1:50.182	22.756	34.988	52.438	269.3	52:47.690							
8	2	1:50.919	22.755	34.771	53.393	248.3	23:53.878	20	2	2:16.259 B	22.112	35.610	1:18.537	269.3	55:03.949							
9	2	3:25.607	41.057	1:07.589	1:36.961	163.6	27:19.485	21	2	2:13.455	41.576	40.322	51.557	116.0	57:17.404							
10	2	7:24.983 B	54.328	1:07.639	5:23.016	81.9	34:44.468	22	2	1:46.852	21.773	34.415	50.664	268.0	59:04.256							
11	2	2:08.158	44.319	34.894	48.945	147.7	36:52.626	23	2	1:53.100	23.458	36.348	53.294	251.7	1:00:57.356							
12	2	2:04.596	21.687	49.392	53.517	265.4	38:57.222	24	2	1:46.633	22.229	34.775	49.629	268.0	1:02:43.989							
13	2	1:42.785	21.597	33.627	47.561	262.1	40:40.007	25	2	1:45.443	22.694	34.566	48.183	268.7	1:04:29.432							
14	2	1:42.058	21.326	33.325	47.407	268.0	42:22.065	26	2	1:43.964	21.754	34.021	48.189	271.4	1:06:13.396							
15	2	6:45.730 B	21.447	32.870	5:51.413	267.3	49:07.795	27	2	1:45.276	22.094	34.528	48.654	270.7	1:07:58.672							
16	1	2:18.282	42.402	41.144	54.736	171.4	51:26.077	28	2	1:43.477	21.568	33.807	48.102	268.0	1:09:42.149							
17	1	1:56.416	24.011	38.683	53.722	245.5	53:22.493	29	2	1:43.477	21.603	33.963	47.911	267.3	1:11:25.626							
18	1	1:55.691	23.260	37.542	54.889	267.3	55:18.184	30	2	1:43.864	21.585	34.022	48.257	268.7	1:13:09.490							
19	1	1:52.128	23.730	36.952	51.446	257.1	57:10.312	31	2	2:06.375 B	23.539	34.727	1:08.109	269.3	1:15:15.865							
20	1	1:53.608	23.711	37.494	52.403	228.3	59:03.920	32	1	5:38.403	4:12.539	36.065	49.799	154.5	1:20:54.268							
21	1	1:50.360	23.529	36.000	50.831	262.1	1:00:54.280	33	1	1:45.886	22.023	34.782	49.081	270.0	1:22:40.154							
22	1	1:49.146	23.021	35.763	50.362	262.8	1:02:43.426	34	1	1:47.357	21.718	35.675	49.964	268.0	1:24:27.511							
23	1	1:48.657	23.699	35.318	49.640	265.4	1:04:32.083	35	1	1:45.584	22.739	34.201	48.644	250.6	1:26:13.095							
24	1	1:47.957	22.619	35.513	49.825	266.7	1:06:20.040	36	1	1:44.958	21.772	34.222	48.964	268.7	1:27:58.053							
25	1	1:49.185	22.792	35.769	50.624	265.4	1:08:09.225	37	1	1:43.645	21.432	33.731	48.482	270.0	1:29:41.698							
26	1	1:47.733	22.849	35.177	49.707	260.2	1:09:56.958	38	1	1:52.524	22.392	34.687	55.445	268.0	1:31:34.222							
27	1	1:51.754	22.719	35.817	53.218	263.4	1:11:48.712	39	1	1:43.400	21.426	33.782	48.192	270.7	1:33:17.622							
28	1	1:48.978	22.778	36.857	49.343	265.4	1:13:37.690	40	1	1:49.466	22.283	34.711	52.472	268.0	1:35:07.088							
29	1	1:47.903	22.549	35.050	50.304	266.0	1:15:25.593	41	1	1:43.734	21.494	33.943	48.297	269.3	1:36:50.822							
30	1	1:50.874	22.315	37.861	50.698	265.4	1:17:16.467	42	1	1:52.009	24.953	35.866	51.190	275.5	1:38:42.831							
31	1	14:34.771 B	22.540	36.469	...	266.7	1:31:51.238	43	1	1:42.812	21.431	33.265	48.116	270.0	1:40:25.643							
32	2	2:00.674	38.012	33.743	48.919	180.9	1:33:51.912	44	1	2:03.751 B	21.515	33.501	1:08.735	269.3	1:42:29.394							
33	2	1:42.648	21.491	33.404	47.753	268.0	1:35:34.560	45	2	4:09.644	2:41.140	35.246	53.258	162.2	1:46:39.038							
34	2	1:43.215	22.035	33.119	48.061	268.0	1:37:17.775	46	2	1:47.988	22.114	35.543	50.331	270.0	1:48:27.026							
35	2	7:06.544 B	21.238	33.217	6:12.089	269.3	1:44:24.319	47	2	1:43.956	21.772	33.954	48.230	266.0	1:50:10.982							
36	2	2:01.666	38.154	35.314	48.198	179.7	1:46:25.985	<div style="border: 1px solid black; padding: 5px;"> 76 Reiter Engineering 1. Freddie HUNT 2. Mads SILJEHAUG <small>Ligier JS P320 - Nissan LMP3</small> </div>														
37	2	1:42.004	21.263	32.898	47.843	266.0	1:48:07.989															
38	2	1:41.256	21.125	32.891	47.240	266.7	1:49:49.245															



MLMC Collective Test Day

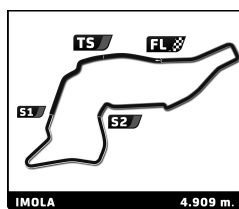
Imola Round

Morning Test

Sector Analysis

Lap under Red Flag Invalidated Lap Personal Best Session Best B Crossing the pit lane

Lap	D	Time	Sector 1	Sector 2	Sector 3	T. Spd	Elapsed	Lap	D	Time	Sector 1	Sector 2	Sector 3	T. Spd	Elapsed
1	1	5:25.127 B	3:04.673	52.625	1:27.829	79.9	5:25.127	7	1	1:48.722	22.556	35.982	50.184	268.7	22:01.404
2	1	4:19.738	2:49.993	37.990	51.755	178.2	9:44.865	8	1	8:53.951 B	22.225	34.651	7:57.075	268.0	30:55.355
3	1	1:49.344	24.250	35.625	49.469	244.9	11:34.209	9	2	2:08.345	41.057	37.020	50.268	151.5	33:03.700
4	1	1:46.006	22.502	34.599	48.905	270.7	13:20.215	10	2	1:46.945	22.289	35.416	49.240	269.3	34:50.645
5	1	3:41.617 B	48.108	1:07.388	1:46.121	81.9	17:01.832	11	2	1:44.571	21.855	34.478	48.238	270.0	36:35.216
6	1	2:37.842	1:14.770	34.400	48.672	183.4	19:39.674	12	2	1:43.142	21.707	33.746	47.689	270.0	38:18.358
7	1	1:44.357	22.018	34.092	48.247	268.0	21:24.031	13	2	1:44.400	21.585	34.848	47.967	271.4	40:02.758
8	1	1:43.222	21.551	33.992	47.679	275.5	23:07.253	14	2	1:42.637	21.558	33.662	47.417	270.7	41:45.395
9	1	2:51.361 B	22.722	43.525	1:45.114	267.3	25:58.614	15	2	1:44.245	21.393	33.611	49.241	272.0	43:29.640
10	2	5:31.456	3:15.792	1:07.546	1:08.118	77.0	31:30.070	16	2	1:45.130	23.040	34.370	47.720	267.3	45:14.770
11	2	1:45.037	22.285	33.932	48.820	270.0	33:15.107	17	2	1:43.096	21.485	33.617	47.994	272.0	46:57.866
12	2	1:48.527	23.765	34.987	49.775	271.4	35:03.634	18	2	1:43.571	21.631	34.053	47.887	272.7	48:41.437
13	2	1:43.832	22.167	33.779	47.886	269.3	36:47.466	19	2	7:33.393 B	21.952	35.338	6:36.103	271.4	56:14.830
14	2	1:47.375	21.499	33.608	52.268	273.4	38:34.841	20	1	2:12.432	43.183	39.108	50.141	150.0	58:27.262
15	2	1:42.003	21.423	33.336	47.244	274.8	40:16.844	21	1	1:44.749	21.896	34.123	48.730	268.7	1:00:12.011
16	2	2:00.509 B	21.421	34.551	1:04.537	274.8	42:17.353	22	1	1:45.100	22.618	34.042	48.440	230.8	1:01:57.111
17	2	2:18.377 B	38.444	34.138	1:05.795	185.6	44:35.730	23	1	1:44.360	21.735	33.881	48.744	270.0	1:03:41.471
18	2	3:54.007	2:30.601	35.275	48.131	155.2	48:29.737	24	1	1:45.394	22.003	34.565	48.826	268.0	1:05:26.865
19	2	1:41.815	21.543	33.166	47.106	271.4	50:11.552	25	1	4:40.056 B	21.847	34.865	3:43.344	270.7	1:10:06.921
20	2	1:46.043	21.213	32.983	51.847	274.8	51:57.595	26	2	2:00.242	37.483	34.775	47.984	183.4	1:12:07.163
21	2	1:41.418	21.257	32.750	47.411	276.2	53:39.013	27	2	1:42.950	21.632	33.733	47.585	270.0	1:13:50.113
22	2	1:45.472	21.323	36.103	48.046	274.1	55:24.485	28	2	1:43.199	21.269	33.827	48.103	271.4	1:15:33.312
23	2	1:49.511	21.240	34.424	53.847	271.4	57:13.996	29	2	1:42.227	21.230	33.290	47.707	271.4	1:17:15.539
24	2	2:00.420 B	21.333	33.095	1:05.992	273.4	59:14.416	30	2	1:42.687	21.172	34.418	47.097	271.4	1:18:58.226
25	1	3:34.708	2:11.345	35.406	47.957	170.9	1:02:49.124	31	2	1:41.248	21.360	33.035	46.853	271.4	1:20:39.474
26	1	1:44.646	21.786	34.791	48.069	272.0	1:04:33.770	32	2	1:42.588	21.266	33.373	47.949	271.4	1:22:22.062
27	1	1:49.895	21.767	35.942	52.186	274.8	1:06:23.665	33	2	12:45.395 B	21.191	32.901	...	271.4	1:35:07.457
28	1	1:45.565	21.482	34.218	49.865	272.7	1:08:09.230	34	1	2:11.331	42.582	35.462	53.287	100.3	1:37:18.788
29	1	1:41.324	21.220	33.065	47.039	273.4	1:09:50.554	35	1	1:49.209	23.560	35.180	50.469	257.1	1:39:07.997
30	1	1:41.619	21.274	33.199	47.146	273.4	1:11:32.173	36	1	1:45.226	22.069	34.618	48.539	268.7	1:40:53.223
31	1	1:41.979	21.249	32.843	47.887	274.1	1:13:14.152	37	1	1:44.171	21.798	33.923	48.450	268.0	1:42:37.394
32	1	8:08.741 B	21.410	33.340	7:13.991	273.4	1:21:22.893	38	1	1:43.925	21.658	33.753	48.514	269.3	1:44:21.319
33	1	4:08.705	2:40.480	35.245	52.980	183.1	1:25:31.598	39	1	1:44.367	21.771	34.175	48.421	268.0	1:46:05.686
34	1	1:42.015	21.478	32.966	47.571	270.0	1:27:13.613	40	1	1:43.741	21.662	33.879	48.200	270.0	1:47:49.427
35	1	1:44.385	22.172	34.032	48.181	272.0	1:28:57.998	41	1	1:43.920	21.602	33.611	48.107	270.0	1:49:32.747
36	1	1:59.908 B	21.332	33.279	1:05.297	272.7	1:30:57.906	88 GMB Motorsport Honda NSX GT3							
37	2	3:28.862	2:07.831	33.914	47.117	184.3	1:34:26.768	1.Mikkel O PEDERSEN GT3							
38	2	1:41.730	21.274	32.999	47.457	272.7	1:36:08.498	2.Lars Engelbrecht PEDERSEN							
39	2	1:42.346	21.191	33.945	47.210	274.1	1:37:50.844	1	2	9:56.942	8:15.788	44.467	56.687	159.3	9:56.942
40	2	1:45.875	21.185	32.798	51.892	272.0	1:39:36.719	2	2	1:58.364	25.716	39.352	53.296	247.1	11:55.306
41	2	1:41.548	21.286	32.726	47.536	269.3	1:41:18.267	3	2	6:27.190 B	23.534	37.613	5:26.043	255.9	18:22.496
42	2	1:59.844 B	21.047	33.714	1:05.083	273.4	1:43:18.111	4	2	2:08.006	38.071	37.807	52.128	173.4	20:30.502
43	2	5:34.790	4:12.871	33.277	48.642	187.2	1:48:52.901	5	2	1:53.351	23.611	37.258	52.482	253.5	22:23.853
44	2	1:45.052	21.380	33.018	50.654	270.7	1:50:37.953	6	2	15:17.861 B	5:42.922	1:07.316	...	259.6	1:37:41.714
77 Team Thor Ligier JS P320 - Nissan								88 GMB Motorsport Honda NSX GT3							
1.Audunn GUDMUNDSSON LMP3								1.Mikkel O PEDERSEN GT3							
2.Michael MARKUSSEN								2.Lars Engelbrecht PEDERSEN							
1	1	6:30.657	4:51.049	45.393	54.215	103.3	6:30.657	1	2	9:56.942	8:15.788	44.467	56.687	159.3	9:56.942
2	1	1:52.821	24.046	37.262	51.513	251.7	8:23.478	2	2	1:58.364	25.716	39.352	53.296	247.1	11:55.306
3	1	1:53.169	24.229	36.418	52.522	240.5	10:16.647	3	2	6:27.190 B	23.534	37.613	5:26.043	255.9	18:22.496
4	1	1:51.714	25.175	35.652	50.887	258.4	12:08.361	4	2	2:08.006	38.071	37.807	52.128	173.4	20:30.502
5	1	5:53.871 B	22.595	35.186	4:56.090	266.0	18:02.232	5	2	1:53.351	23.611	37.258	52.482	253.5	22:23.853
6	1	2:10.450	41.851	37.797	50.802	161.2	20:12.682	6	2	15:17.861 B	5:42.922	1:07.316	...	259.6	1:37:41.714
77 Team Thor Ligier JS P320 - Nissan								88 GMB Motorsport Honda NSX GT3							
1.Audunn GUDMUNDSSON LMP3								1.Mikkel O PEDERSEN GT3							
2.Michael MARKUSSEN								2.Lars Engelbrecht PEDERSEN							
1	1	6:30.657	4:51.049	45.393	54.215	103.3	6:30.657	7	2	2:17.389	42.283	41.551	53.555	168.5	1:39:59.103
2	1	1:52.821	24.046	37.262	51.513	251.7	8:23.478	8	2	1:55.875	23.807	38.540	53.528	250.0	1:41:54.978
3	1	1:53.169	24.229	36.418	52.522	240.5	10:16.647	9	2	1:52.514	23.550	36.983	51.981	257.8	1:43:47.492
4	1	1:51.714	25.175	35.652	50.887	258.4	12:08.361	10	2	1:52.203	23.548	36.617	52.038	258.4	1:45:39.695
5	1	5:53.871 B	22.595	35.186	4:56.090	266.0	18:02.232	11	2	1:51.028	23.104	36.571	51.353	258.4	1:47:30.723
6	1	2:10.450	41.851	37.797	50.802	161.2	20:12.682	12	2	1:50.833	23.119	36.389	51.325	258.4	1:49:21.556
77 Team Thor Ligier JS P320 - Nissan								88 GMB Motorsport Honda NSX GT3							
1.Audunn GUDMUNDSSON LMP3								1.Mikkel O PEDERSEN GT3							
2.Michael MARKUSSEN								2.Lars Engelbrecht PEDERSEN							
1	1	6:30.657	4:51.049	45.393	54.215	103.3	6:30.657	99 Bullitt Racing Aston Martin Vantage GT3							
2	1	1:52.821	24.046	37.262	51.513	251.7	8:23.478	1.Stephen PATRICK GT3							
3	1	1:53.169	24.229	36.418	52.522	240.5	10:16.647	2.Théo NOUET							
4	1	1:51.714	25.175	35.652	50.887	258.4	12:08.361								
5	1	5:53.871 B	22.595	35.186	4:56.090	266.0	18:02.232								
6	1	2:10.450	41.851	37.797	50.802	161.2	20:12.682								



MLMC Collective Test Day

Imola Round

Morning Test

Sector Analysis

Lap under Red Flag Invalidated Lap ■ Personal Best ■ Session Best **B** Crossing the pit lane

Lap	D	Time	Sector 1	Sector 2	Sector 3	T. Spd	Elapsed	Lap	D	Time	Sector 1	Sector 2	Sector 3	T. Spd	Elapsed
1	2	7:42.874 B	3:57.365	39.173	3:06.336	155.6	7:42.874								
2	2	2:06.121	38.805	37.455	49.861	180.0	9:48.995								
3	2	1:45.824	22.058	34.152	49.614	266.7	11:34.819								
4	2	1:48.538	22.285	34.686	51.567	268.0	13:23.357								
5	2	7:00.199 B	47.057	1:08.462	5:04.680	81.3	20:23.556								
6	2	2:01.471	36.718	34.137	50.616	180.9	22:25.027								
7	2	13:15.732 B	23.865	35.874	...	268.0	35:40.759								
8	1	2:26.514	50.290	40.478	55.746	125.3	38:07.273								
9	1	1:56.692	24.453	37.297	54.942	247.7	40:03.965								
10	1	1:54.616	23.457	37.637	53.522	261.5	41:58.581								
11	1	1:56.962	22.938	37.016	57.008	264.1	43:55.543								
12	1	1:55.943	22.875	40.113	52.955	264.1	45:51.486								
13	1	1:51.787	23.290	37.139	51.358	260.9	47:43.273								
14	1	1:50.545	22.952	36.358	51.235	266.0	49:33.818								
15	1	1:51.759	22.985	36.266	52.508	260.9	51:25.577								
16	1	41:25.412 B	22.989	36.440	...	265.4	1:32:50.989								
17	1	2:19.482	43.022	41.831	54.629	157.4	1:35:10.471								
18	1	1:57.110	24.944	37.849	54.317	257.1	1:37:07.581								
19	1	1:58.747	23.575	36.802	58.370	238.4	1:39:06.328								
20	1	1:54.703	23.699	39.136	51.868	255.3	1:41:01.031								
21	1	1:53.668	23.069	36.878	53.721	264.7	1:42:54.699								