

MLMC Collective Test Day

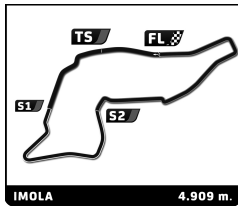
Imola Round

Afternoon Test

Sector Analysis

Lap under Red Flag Invalidated Lap Personal Best Session Best Crossing the pit lane

Lap	D	Time	Sector 1	Sector 2	Sector 3	T. Spd	Elapsed	Lap	D	Time	Sector 1	Sector 2	Sector 3	T. Spd	Elapsed		
2	United Autosports 1.Shaun LYNN 2.Max LYNN							Ligier JS P320 - Nissan LMP3	4	Nielsen Racing 1.John MELSOM 2.Matthew BELL							Duqueine M30 - D08 - Nissan LMP3
1	1	5:18.140	3:47.933	37.703	52.504	166.7	5:18.140	1	1	6:18.554	4:47.794	38.228	52.532	148.1	6:18.554		
2	1	1:49.763	23.395	35.817	50.551	233.3	7:07.903	2	1	1:49.215	24.086	34.798	50.331	264.1	8:07.769		
3	1	1:46.458	22.421	34.564	49.473	262.1	8:54.361	3	1	1:46.510	21.886	35.397	49.227	268.0	9:54.279		
4	1	1:47.140	22.536	35.637	48.967	263.4	10:41.501	4	1	1:44.764	21.736	34.112	48.916	268.7	11:39.043		
5	1	1:50.762	22.591	35.505	52.666	265.4	12:32.263	5	1	1:48.052	21.967	35.571	50.514	270.7	13:27.095		
6	1	1:45.186	22.148	34.263	48.775	263.4	14:17.449	6	1	1:44.536	21.842	33.902	48.792	268.7	15:11.631		
7	1	1:44.975	22.246	34.137	48.592	263.4	16:02.424	7	1	1:43.855	21.630	33.844	48.381	270.0	16:55.486		
8	1	1:46.683	22.279	35.566	48.838	264.1	17:49.107	8	1	1:43.938	21.398	34.691	47.849	268.0	18:39.424		
9	1	6:06.220	B	22.288	34.047	5:09.885	264.7	23:55.327	9	1	2:13.152	B	23.652	38.877	1:10.623	270.0	20:52.576
10	1	2:11.862	41.506	35.992	54.364	174.2	26:07.189	10	1	5:53.512	4:24.320	37.740	51.452	121.8	26:46.088		
11	1	1:45.704	22.585	34.215	48.904	261.5	27:52.893	11	1	1:47.421	22.959	35.437	49.025	263.4	28:33.509		
12	1	1:45.101	22.082	34.030	48.989	264.7	29:37.994	12	1	1:47.700	24.482	35.201	48.017	254.7	30:21.209		
13	1	1:47.262	23.097	35.776	48.389	263.4	31:25.256	13	1	1:45.093	22.556	34.444	48.093	267.3	32:06.302		
14	1	1:45.750	22.133	35.054	48.563	264.7	33:11.006	14	1	1:42.630	21.357	33.366	47.907	272.7	33:48.932		
15	1	1:44.123	22.439	33.714	47.970	264.1	34:55.129	15	1	1:43.922	22.524	33.553	47.845	269.3	35:32.854		
16	1	1:43.469	21.700	33.824	47.945	263.4	36:38.598	16	1	2:09.720	B	25.747	35.381	1:08.592	269.3	37:42.574	
17	1	5:35.215	B	23.941	34.887	4:36.387	241.6	42:13.813	17	2	5:12.217	3:50.647	33.808	47.762	187.2	42:54.791	
18	2	2:03.720	38.189	35.805	49.726	179.1	44:17.533	18	2	1:42.271	22.821	32.742	46.708	270.7	44:37.062		
19	2	1:43.728	22.056	33.621	48.051	262.1	46:01.261	19	2	1:41.005	20.859	32.648	47.498	270.7	46:18.067		
20	2	1:45.043	21.720	33.304	50.019	263.4	47:46.304	20	2	1:42.579	21.330	32.342	48.907	270.7	48:00.646		
21	2	1:49.259	21.598	33.303	54.358	263.4	49:35.563	21	2	1:40.932	20.942	32.355	47.635	271.4	49:41.578		
22	2	3:28.373	B	22.251	34.610	2:31.512	263.4	53:03.936	22	2	1:39.801	20.936	32.158	46.707	271.4	51:21.379	
23	1	2:04.214	38.779	34.445	50.990	147.9	55:08.150	23	2	1:41.211	20.908	32.821	47.482	272.0	53:02.590		
24	1	1:45.220	22.228	34.127	48.865	264.1	56:53.370	24	2	1:39.418	20.867	32.192	46.359	270.7	54:42.008		
								25	2	1:39.466	20.815	32.317	46.334	272.7	56:21.474		
3	DKR Engineering 1.Jon BROWNSON 2.Laurents HORR							Duqueine M30 - D08 - Nissan LMP3	6	ANS Motorsport 1.Jonathan BROSSARD 2.Nicolas SCHATZ							Ligier JS P320 - Nissan LMP3
1	2	7:47.243	6:22.676	35.246	49.321	181.2	7:47.243	1	2	4:46.270	3:12.125	39.150	54.995	166.7	4:46.270		
2	2	1:43.033	21.781	33.286	47.966	266.0	9:30.276	2	2	1:49.015	23.208	37.423	48.384	251.2	6:35.285		
3	2	1:41.110	20.976	32.459	47.675	267.3	11:11.386	3	2	1:46.843	21.628	35.418	49.797	264.1	8:22.128		
4	2	1:39.385	20.776	32.341	46.268	268.7	12:50.771	4	2	1:45.139	21.488	34.860	48.791	266.7	10:07.267		
5	2	1:39.796	20.659	32.163	46.974	270.0	14:30.567	5	2	1:42.571	21.508	33.068	47.995	266.7	11:49.838		
6	2	8:11.395	B	20.847	32.327	7:18.221	270.7	22:41.962	6	2	1:42.106	21.878	32.911	47.317	266.0	13:31.944	
7	1	2:05.845	38.775	37.408	49.662	177.0	24:47.807	7	2	1:43.825	21.222	34.301	48.302	268.0	15:15.769		
8	1	1:46.414	22.395	35.217	48.802	262.1	26:34.221	8	2	5:01.889	B	22.965	34.547	4:04.377	259.0	20:17.658	
9	1	1:45.525	21.727	34.772	49.026	266.7	28:19.746	9	1	2:11.499	41.218	38.951	51.330	164.9	22:29.157		
10	1	1:45.311	21.742	34.362	49.207	268.7	30:05.057	10	1	1:47.373	22.342	34.741	50.290	264.1	24:16.530		
11	1	1:44.634	21.496	34.818	48.320	268.0	31:49.691	11	1	1:46.435	21.966	34.710	49.759	264.1	26:02.965		
12	1	1:46.778	21.862	36.214	48.702	268.7	33:36.469	12	1	1:46.715	21.824	33.899	50.992	264.1	27:49.680		
13	1	1:44.110	21.628	34.214	48.268	268.0	35:20.579	13	1	2:05.528	B	21.738	35.160	1:08.630	268.7	29:55.208	
14	1	1:44.364	21.772	34.509	48.083	268.7	37:04.943	14	1	2:02.634	38.359	34.931	49.344	180.9	31:57.842		
15	1	8:28.961	B	22.549	34.126	7:32.286	268.7	45:33.904	15	1	1:48.759	21.804	34.532	52.423	268.7	33:46.601	
16	1	2:02.368	37.011	35.809	49.548	185.9	47:36.272	16	1	1:45.949	22.325	34.859	48.765	266.7	35:32.550		
17	1	1:44.500	21.860	34.617	48.023	268.0	49:20.772	17	1	5:54.484	B	2:14.523	45.725	2:54.236	267.3	41:27.034	
18	1	1:58.529	21.421	33.710	1:03.398	268.7	51:19.301	18	1	2:03.284	38.552	34.847	49.885	178.8	43:30.318		
19	1	1:45.309	21.723	33.800	49.786	264.7	53:04.610	19	1	1:44.646	21.905	34.283	48.458	265.4	45:14.964		
20	1	1:46.907	22.674	34.337	49.896	247.7	54:51.517	20	1	1:43.693	21.486	33.737	48.470	264.1	46:58.657		
21	1	1:44.361	21.442	33.871	49.048	268.0	56:35.878	21	1	1:43.532	21.571	33.647	48.314	267.3	48:42.189		
22	1	1:46.008	21.920	34.755	49.333	266.7	58:21.886	22	1	4:00.240	B	21.472	33.467	3:05.301	269.3	52:42.429	



MLMC Collective Test Day Imola Round Afternoon Test

Sector Analysis

Lap under Red Flag Invalidated Lap Personal Best Session Best Crossing the pit lane

Lap	D	Time	Sector 1	Sector 2	Sector 3	T. Spd	Elapsed	Lap	D	Time	Sector 1	Sector 2	Sector 3	T. Spd	Elapsed
23	2	1:58.425	36.476	34.292	47.657	185.9	54:40.854	21	1	1:43.620	22.441	33.285	47.894	264.7	53:48.067
24	2	1:40.232	21.219	32.600	46.413	267.3	56:21.086	22	1	1:42.463	21.536	33.418	47.509	265.4	55:30.530
25	2	1:44.135	21.172	33.608	49.355	268.0	58:05.221	23	1	1:41.938	21.266	33.374	47.298	266.0	57:12.468

7	Nielsen Racing 1. Anthony WELLS 2. Colin NOBLE	Ligier JS P320 - Nissan LMP3
----------	---	---------------------------------

1	1	6:18.832	4:51.410	37.260	50.162	164.4	6:18.832
2	1	1:46.696	23.455	34.235	49.006	263.4	8:05.528
3	1	1:44.836	21.826	34.943	48.067	264.1	9:50.364
4	1	1:42.595	21.783	33.082	47.730	264.7	11:32.959
5	1	1:42.163	21.577	33.327	47.259	264.7	13:15.122
6	1	1:44.510	21.488	33.487	49.535	266.0	14:59.632
7	1	1:44.186	22.298	33.426	48.462	264.7	16:43.818
8	1	1:42.184	21.767	33.075	47.342	266.7	18:26.002
9	1	1:50.364	21.520	32.970	55.874	266.7	20:16.366
10	1	1:42.074	21.478	32.941	47.655	265.4	21:58.440
11	1	5:41.646 B	23.495	34.550	4:43.601	259.0	27:40.086
12	2	1:57.965	36.306	33.867	47.792	187.2	29:38.051
13	2	1:43.076	22.176	33.619	47.281	263.4	31:21.127
14	2	1:41.072	21.258	32.991	46.823	267.3	33:02.199
15	2	1:41.893	21.068	33.469	47.356	268.0	34:44.092
16	2	1:46.468	21.836	34.758	49.874	268.7	36:30.560
17	2	1:42.245	21.921	33.661	46.663	267.3	38:12.805
18	2	2:48.161 B	20.952	32.657	1:54.552	268.0	41:00.966
19	2	1:56.358	35.480	33.386	47.492	186.9	42:57.324
20	2	1:41.683	21.540	33.441	46.702	268.0	44:39.007
21	2	1:40.414	21.088	32.709	46.617	267.3	46:19.421
22	2	1:41.980	21.525	33.175	47.280	269.3	48:01.401
23	2	2:05.272 B	21.009	32.611	1:11.652	269.3	50:06.673
24	2	15.682 B					50:22.355

9	AT Racing Team 1. Alexander TALKANITSA 2. Alexander TALKA JR	Ligier JS P320 - Nissan LMP3
----------	---	---------------------------------

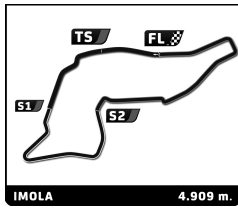
1	1	6:54.821	5:25.404	37.258	52.159	89.9	6:54.821
2	1	1:46.547	22.702	34.673	49.172	261.5	8:41.368
3	1	1:44.803	22.114	34.311	48.378	262.1	10:26.171
4	1	1:43.693	21.766	33.561	48.366	263.4	12:09.864
5	1	1:48.969	22.442	36.029	50.498	265.4	13:58.833
6	1	1:44.230	22.294	33.818	48.118	261.5	15:43.063
7	1	1:43.182	21.791	33.742	47.649	263.4	17:26.245
8	1	1:44.202	22.503	33.887	47.812	266.0	19:10.447
9	1	2:02.993 B	21.524	34.074	1:07.395	264.7	21:13.440
10	1	3:34.594	2:09.989	35.044	49.561	179.7	24:48.034
11	1	1:49.081	22.963	34.972	51.146	256.5	26:37.115
12	1	1:42.974	21.579	33.427	47.968	266.0	28:20.089
13	1	1:49.261	21.759	34.556	52.946	265.4	30:09.350
14	1	1:42.487	21.507	33.647	47.333	265.4	31:51.837
15	1	10:18.394 B	21.767	36.927	9:19.700	265.4	42:10.231
16	1	3:02.527	1:38.075	35.623	48.829	174.2	45:12.758
17	1	1:43.408	21.875	33.779	47.754	260.9	46:56.166
18	1	1:42.592	21.673	33.238	47.681	263.4	48:38.758
19	1	1:42.521	21.466	33.270	47.785	266.0	50:21.279
20	1	1:43.168	21.707	33.598	47.863	264.7	52:04.447

10	Racing Spirit of Leman 1. Alexander MATTSCHULL 2. Tom DILLMANN	Ligier JS P320 - Nissan LMP3
-----------	---	---------------------------------

1	1	5:37.554	4:08.423	38.080	51.051	171.2	5:37.554
2	1	1:45.846	22.311	35.068	48.467	263.4	7:23.400
3	1	1:43.359	21.663	33.684	48.012	266.0	9:06.759
4	1	1:45.079	21.643	34.063	49.373	266.7	10:51.838
5	1	3:50.506 B	21.359	34.158	2:54.989	268.0	14:42.344
6	1	2:10.609	41.031	39.540	50.038	164.4	16:52.953
7	1	1:45.312	21.938	34.865	48.509	266.0	18:38.265
8	1	1:46.828	21.619	33.525	51.684	266.7	20:25.093
9	1	1:46.679	21.290	33.255	52.134	267.3	22:11.772
10	1	1:41.819	21.317	32.841	47.661	268.0	23:53.591
11	1	4:25.137 B	26.527	37.430	3:21.180	230.8	28:18.728
12	2	1:59.882	36.184	33.508	50.190	185.9	30:18.610
13	2	1:43.204	21.133	32.448	49.623	268.0	32:01.814
14	2	1:41.802	21.012	32.216	48.574	269.3	33:43.616
15	2	1:40.117	21.063	32.169	46.885	268.7	35:23.733
16	2	1:45.810	20.833	32.634	52.343	267.3	37:09.543
17	2	10:29.589 B	22.375	35.532	9:31.682	266.0	47:39.132
18	1	2:02.823	39.517	33.985	49.321	163.9	49:41.955
19	1	1:41.634	21.525	32.867	47.242	266.0	51:23.589
20	1	1:42.099	21.332	33.162	47.605	267.3	53:05.688
21	1	1:48.026	22.067	34.281	51.678	270.0	54:53.714
22	1	1:44.781	21.846	34.035	48.900	268.0	56:38.495
23	1	1:44.433	21.402	34.056	48.975	269.3	58:22.928

11	WTM Racing 1. Torsten KRATZ 2. Leonard WEISS	Duqueine M30 - D08 - Nissan LMP3
-----------	---	-------------------------------------

1	2	5:18.239	3:48.971	37.273	51.995	180.9	5:18.239
2	2	1:47.868	22.792	35.741	49.335	262.8	7:06.107
3	2	1:45.596	21.920	34.559	49.117	268.0	8:51.703
4	2	1:46.518	23.492	34.402	48.624	250.0	10:38.221
5	2	1:45.028	22.505	33.883	48.640	274.1	12:23.249
6	2	1:44.231	21.960	33.710	48.561		14:07.480
7	2	1:44.126	21.823	34.000	48.303	269.3	15:51.606
8	2	1:42.996	21.538	33.699	47.759	271.4	17:34.602
9	2	1:45.162	21.434	34.488	49.240	279.8	19:19.764
10	2	1:43.401	21.679	33.563	48.159	270.7	21:03.165
11	2	3:50.282 B	21.407	33.223	2:55.652	271.4	24:53.447
12	1	2:04.353	41.113	34.805	48.435	155.8	26:57.800
13	1	1:45.308	21.589	35.334	48.385	282.0	28:43.108
14	1	1:44.734	22.500	33.898	48.336	271.4	30:27.842
15	1	1:43.663	21.614	33.843	48.206	282.0	32:11.505
16	1	1:42.927	21.464	33.564	47.899	268.7	33:54.432
17	1	1:45.103	21.623	34.964	48.516	271.4	35:39.535
18	1	1:47.484	24.560	34.709	48.215	264.7	37:27.019
19	1	1:50.365	23.395	37.848	49.122	270.0	39:17.384
20	1	1:44.769	22.208	34.458	48.103	263.4	41:02.153
21	1	1:42.850	21.517	33.577	47.756	282.0	42:45.003



MLMC Collective Test Day

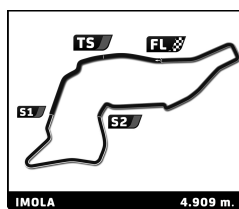
Imola Round

Afternoon Test

Sector Analysis

Lap under Red Flag Invalidated Lap Personal Best Session Best Crossing the pit lane

Lap	D	Time	Sector 1	Sector 2	Sector 3	T. Spd	Elapsed	Lap	D	Time	Sector 1	Sector 2	Sector 3	T. Spd	Elapsed
22	1	4:19.303 B	22.256	35.698	3:21.349	272.0	47:04.306	14 DKR Engineering 1. James WINSLOW 2. Alexander BUKHANTSOV <small>Duqueine M30 - D08 - Nissan LMP3</small>							
23	2	1:58.194	36.886	33.788	47.520	189.8	49:02.500								
24	2	1:41.424	21.262	32.947	47.215	270.0	50:43.924								
25	2	1:40.614	21.075	32.437	47.102	262.1	52:24.538								
26	2	1:41.029	21.704	32.760	46.565	272.0	54:05.567								
27	2	1:40.779	21.052	32.820	46.907	285.7	55:46.346								
28	2	1:43.028	21.464	32.605	48.959	285.7	57:29.374								
12 Rinaldi Racing 1. Daniel KEILWITZ 2. Nicolas VARRONE <small>Duqueine M30 - D08 - Nissan LMP3</small>															
1	1	30:38.783	...	35.144	48.672	170.1	30:38.783	1	2	4:20.476	2:51.278	38.288	50.910	168.7	4:20.476
2	1	1:42.850	21.428	33.290	48.132	268.7	32:21.633	2	2	1:47.783	22.783	35.790	49.210	264.7	6:08.259
3	1	1:50.442	22.804	33.763	53.875	271.4	34:12.075	3	2	1:44.208	21.974	33.816	48.418	268.7	7:52.467
4	1	1:41.422	21.304	32.801	47.317	269.3	35:53.497	4	2	1:45.355	22.165	33.754	49.436	270.7	9:37.822
5	1	1:45.037	24.071	33.535	47.431	272.0	37:38.534	5	2	1:42.289	21.402	33.441	47.446	276.2	11:20.111
6	1	1:43.882	21.245	33.514	49.123	271.4	39:22.416	6	2	1:43.051	21.717	33.461	47.873	280.5	13:03.162
7	1	2:04.731	25.702	45.408	53.621	253.5	41:27.147	7	2	1:42.407	21.400	33.357	47.650	278.4	14:45.569
8	1	1:41.366	21.158	32.833	47.375	270.7	43:08.513	8	2	12:24.704 B	21.520	33.103	...	275.5	27:10.273
9	1	1:40.818	21.197	32.714	46.907	273.4	44:49.331	9	1	2:03.675	39.789	35.108	48.778	158.8	29:13.948
10	1	1:41.640	21.472	32.964	47.204	273.4	46:30.971	10	1	1:44.347	22.009	34.295	48.043	265.4	30:58.295
11	1	1:41.831	20.884	33.728	47.219	272.0	48:12.802	11	1	1:41.970	21.547	32.991	47.432	272.0	32:40.265
12	1	1:40.262	20.953	32.506	46.803	271.4	49:53.064	12	1	1:44.305	21.404	34.803	48.098	269.3	34:24.570
13	1	1:40.391	20.926	32.656	46.809	272.7	51:33.455	13	1	1:42.908	21.779	33.945	47.184	269.3	36:07.478
14	1	1:45.661	21.452	33.704	50.505	272.7	53:19.116	14	1	1:47.071	23.931	35.181	47.959	270.0	37:54.549
15	1	1:42.387	21.195	33.496	47.696	271.4	55:01.503	15	1	1:40.506	21.253	32.699	46.554	275.5	39:35.055
16	1	1:41.637	21.936	32.900	46.801	274.1	56:43.140	16	1	3:31.334 B	21.004	33.754	2:36.576	274.8	43:06.389
13 Haegeli by T2 Racing 1. Pieder DECURTINS 2. Lars KERN <small>Duqueine M30 - D08 - Nissan LMP3</small>								17 IDEC Sport 1. Patrice LAFARGUE 2. Dino LUNARDI <small>Ligier JS P320 - Nissan LMP3</small>							
1	1	5:44.743	4:17.669	36.785	50.289	167.7	5:44.743	1	2	5:05.174	3:41.402	35.005	48.767	178.2	5:05.174
2	1	1:46.230	22.869	34.445	48.916	246.6	7:30.973	2	2	1:47.854	23.110	34.918	49.826	262.8	6:53.028
3	1	1:45.709	23.156	33.902	48.651	267.3	9:16.682	3	2	1:41.700	21.597	32.813	47.290	266.0	8:34.728
4	1	1:43.752	21.857	33.830	48.065	268.7	11:00.434	4	2	1:43.235	22.399	33.011	47.825	268.0	10:17.963
5	1	1:43.225	21.721	33.753	47.751	259.0	12:43.659	5	2	1:45.327	21.354	32.906	51.067	267.3	12:03.290
6	1	1:44.750	21.682	33.664	49.404	268.7	14:28.409	6	2	5:52.385 B	21.280	32.642	4:58.463	268.0	17:55.675
7	1	1:43.169	21.615	33.257	48.297	268.0	16:11.578	7	1	2:08.964	40.771	36.700	51.493	144.8	20:04.639
8	1	1:42.268	21.537	33.098	47.633	267.3	17:53.846	8	1	1:46.872	22.876	34.599	49.397	265.4	21:51.511
9	1	4:12.131 B	21.551	33.943	3:16.637	279.1	22:05.977	9	1	1:45.816	22.652	34.427	48.737	264.7	23:37.327
10	1	2:14.187	38.131	39.450	56.606	182.4	24:20.164	10	1	1:44.027	21.945	33.819	48.263	266.0	25:21.354
11	1	1:43.786	21.792	33.947	48.047	263.4	26:03.950	11	1	1:44.035	21.815	33.752	48.468	266.7	27:05.389
12	1	1:43.486	21.603	33.449	48.434	256.5	27:47.436	12	1	7:42.751 B	21.639	34.239	6:46.873	267.3	34:48.140
13	1	1:44.659	21.314	34.453	48.892	279.8	29:32.095	13	1	2:13.847	43.517	38.886	51.444	157.4	37:01.987
14	1	1:46.197	21.349	36.060	48.788	260.2	31:18.292	14	1	1:46.565	23.088	34.713	48.764	262.8	38:48.552
15	1	1:41.626	21.335	33.270	47.021	270.0	32:59.918	15	1	1:43.576	22.118	33.281	48.177	265.4	40:32.128
16	1	5:33.148 B	22.489	35.590	4:35.069	264.7	38:33.066	16	1	1:42.760	21.636	33.494	47.630	268.0	42:14.888
17	2	1:57.958	36.501	33.964	47.493	186.2	40:31.024	17	1	1:45.447	21.508	34.903	49.036	266.7	44:00.335
18	2	5:09.768 B	21.305	33.240	4:15.223	272.0	45:40.792	18	1	1:42.263	21.819	32.866	47.578	265.4	45:42.598
19	1	2:00.581	36.996	34.040	49.545	181.5	47:41.373	19	1	1:52.512	23.865	36.620	52.027	266.7	47:35.110
20	1	4:38.405 B	21.362	32.995	3:44.048	280.5	52:19.778	20	1	1:44.071	21.955	34.005	48.111	266.0	49:19.181
21	1	2:00.305	37.089	35.015	48.201	187.5	54:20.083	21	1	4:12.126 B	21.663	33.092	3:17.371	265.4	53:31.307
22	1	1:40.851	21.099	32.757	46.995	278.4	56:00.934	22	2	1:57.575	35.570	32.569	49.436	188.5	55:28.882
23	1	1:41.463	21.094	32.944	47.425	272.7	57:42.397	23	2	1:39.133	20.928	32.039	46.166	267.3	57:08.015



MLMC Collective Test Day

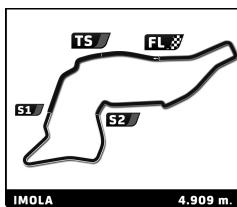
Imola Round

Afternoon Test

Sector Analysis

Lap under Red Flag Invalidated Lap Personal Best Session Best B Crossing the pit lane

Lap	D	Time	Sector 1	Sector 2	Sector 3	T. Spd	Elapsed	Lap	D	Time	Sector 1	Sector 2	Sector 3	T. Spd	Elapsed	
20	Optimum Motorsport 1.Mark CRADER 2.Alex MORTIMER							Duqueine M30 - D08 - Nissan LMP3								
	1	1	6:03.825	4:31.223	39.773	52.829	154.3	6:03.825	19	1	2:07.337	39.595	36.317	51.425	164.1	44:14.219
	2	1	1:48.317	23.582	35.102	49.633	260.2	7:52.142	20	1	1:45.826	22.766	34.702	48.358	259.6	46:00.045
	3	1	1:49.293	23.316	35.832	50.145	265.4	9:41.435	21	1	1:54.976 B	21.862	33.195	46:59.919	262.1	55:55.021
	4	1	1:46.506	22.374	34.471	49.661	265.4	11:27.941	22	1	2:01.727	37.927	34.574	49.226	184.0	57:56.748
	5	1	1:45.194	22.140	34.206	48.848	257.8	13:13.135								
	6	1	1:47.189	22.163	34.357	50.669	267.3	15:00.324								
	7	1	1:45.814	22.485	34.064	49.265	265.4	16:46.138								
	8	1	1:49.091	24.924	34.982	49.185	247.1	18:35.229								
	9	1	1:45.135	22.144	34.187	48.804	269.3	20:20.364								
22	United Autosports 1.Andres LATORRE 2.Garnet PATTERSON							Ligier JS P320 - Nissan LMP3								
	1	2	4:21.955	2:56.913	36.476	48.566	172.8	4:21.955								
	2	2	1:48.665	25.324	34.814	48.527	238.4	6:10.620								
	3	2	1:42.113	21.510	33.096	47.507	263.4	7:52.733								
	4	2	1:44.026	22.816	33.743	47.467	267.3	9:36.759								
	5	2	1:41.108	21.228	32.811	47.069	264.1	11:17.867								
	6	2	1:42.051	21.198	33.746	47.107	264.7	12:59.918								
	7	2	1:40.461	21.252	32.515	46.694	263.4	14:40.379								
	8	2	1:41.017	21.136	32.322	47.559	264.7	16:21.396								
	9	2	1:41.249	21.182	32.678	47.389	264.7	18:02.645								
23	United Autosports 1.John SCHAUERMAN 2.Wayne BOYD							Ligier JS P320 - Nissan LMP3								
	1	2	4:59.795	3:37.128	34.278	48.389	140.3	4:59.795								
	2	2	1:43.073	22.646	33.107	47.320	262.1	6:42.868								
	3	2	1:44.275	23.437	33.239	47.599	268.0	8:27.143								
	4	2	1:42.450	21.489	34.429	46.532	260.2	10:09.593								
	5	2	4:57.614 B	21.362	32.562	4:03.690	264.1	15:07.207								
	6	1	2:09.911	41.195	38.602	50.114	165.4	17:17.118								
	7	1	1:46.643	22.706	34.662	49.275	260.9	19:03.761								
	8	1	1:44.304	21.918	33.885	48.501	268.0	20:48.065								
	9	1	1:44.137	21.668	33.783	48.686	263.4	22:32.202								
27	24-7 Motorsport 1.Andrew FERGUSON 2.Louis HAMILTON-SMITH							Ligier JS P320 - Nissan LMP3								
	1	1	6:41.955	5:09.217	40.793	51.945	150.6	6:41.955								
	2	1	1:52.459	25.951	36.648	49.860	262.1	8:34.414								
	3	1	1:48.451	23.016	35.847	49.588	264.1	10:22.865								
	4	1	1:46.213	22.145	34.834	49.234	266.0	12:09.078								
	5	1	2:04.508	23.044	39.888	1:01.576	266.7	14:13.586								
	6	1	1:46.575	22.294	35.179	49.102	264.7	16:00.161								
	7	1	1:45.720	22.206	34.274	49.240	265.4	17:45.881								
	8	1	2:03.326 B	22.311	34.413	1:06.602	264.7	19:49.207								
	9	2	3:37.154	2:13.386	35.168	48.600	158.4	23:26.361								



MLMC Collective Test Day Imola Round Afternoon Test

Sector Analysis

Lap under Red Flag Invalidated Lap Personal Best Session Best B Crossing the pit lane

Lap	D	Time	Sector 1	Sector 2	Sector 3	T. Spd	Elapsed	Lap	D	Time	Sector 1	Sector 2	Sector 3	T. Spd	Elapsed
16	2	2:01.263 B	21.470	32.774	1:07.019	267.3	35:46.050	12	1	1:41.496	21.322	32.919	47.255	265.4	29:46.716
17	1	4:29.196	3:04.519	35.141	49.536	180.6	40:15.246	13	1	1:41.648	21.163	32.782	47.703	266.0	31:28.364
18	1	1:46.245	22.161	34.610	49.474	266.7	42:01.491	14	1	1:42.835	21.240	33.383	48.212	266.0	33:11.199
19	1	1:46.514	22.289	35.039	49.186	266.0	43:48.005	15	1	8:53.839 B	21.438	33.349	7:59.052	269.3	42:05.038
20	1	1:45.538	22.198	34.274	49.066	266.0	45:33.543	16	2	2:02.415	38.329	35.261	48.825	180.0	44:07.453
21	1	1:48.583	24.640	34.612	49.331	266.0	47:22.126	17	2	1:42.523	21.688	33.162	47.673	266.7	45:49.976
22	1	1:45.267	22.131	34.148	48.988	264.7	49:07.393	18	2	1:43.601	21.280	33.571	48.750	266.0	47:33.577
23	1	1:44.860	21.929	34.100	48.831	267.3	50:52.253	19	2	1:40.420	21.009	32.606	46.805	266.0	49:13.997
24	1	1:52.326	22.004	41.398	48.924	267.3	52:44.579	20	2	1:40.900	21.554	32.601	46.745	267.3	50:54.897
25	1	1:45.144	22.279	34.314	48.551	268.0	54:29.723	21	2	1:39.317	20.857	32.033	46.427	269.3	52:34.214
26	1	1:44.789	21.982	34.065	48.742	268.0	56:14.512	22	2	1:45.167	22.965	32.746	49.456	268.7	54:19.381
								23	2	1:40.364	20.910	32.758	46.696	268.0	55:59.745

28 MV2S Forestier Racing
1.Christophe CRESP
2.Emilien CARDE
Ligier JS P320 - Nissan
LMP3

1	1	5:27.006	3:58.128	36.976	51.902	170.6	5:27.006
2	1	1:47.737	23.073	35.088	49.576	258.4	7:14.743
3	1	1:47.768	22.853	34.891	50.024	260.9	9:02.511
4	1	5:32.279 B	22.379	34.654	4:35.246	263.4	14:34.790
5	1	2:10.968	42.074	37.275	51.619	136.7	16:45.758
6	1	1:49.089	25.090	34.719	49.280	261.5	18:34.847
7	1	1:44.725	22.055	34.058	48.612	262.8	20:19.572
8	1	1:45.465	22.008	35.044	48.413	263.4	22:05.037
9	1	1:48.215	21.863	35.373	50.979	262.8	23:53.252
10	1	1:45.973	23.020	34.208	48.745	264.7	25:39.225
11	1	1:44.501	21.994	33.567	48.940	262.8	27:23.726
12	1	5:00.770 B	21.929	34.598	4:04.243	266.0	32:24.496
13	2	2:00.879	36.810	35.706	48.363	184.0	34:25.375
14	2	1:43.278	21.488	33.802	47.988	266.7	36:08.653
15	2	1:42.527	22.037	32.893	47.597	266.7	37:51.180
16	2	1:41.225	21.247	32.703	47.275	266.0	39:32.405
17	2	1:41.362	21.186	32.718	47.458	267.3	41:13.767
18	2	3:30.946 B	21.168	32.916	2:36.862	268.7	44:44.713
19	2	1:56.537	36.025	33.079	47.433	184.9	46:41.250
20	2	1:41.294	21.287	32.671	47.336	266.7	48:22.544
21	2	1:42.374	21.204	32.625	48.545	268.7	50:04.918
22	2	1:43.306	21.227	32.582	49.497	268.7	51:48.224
23	2	1:40.774	21.092	32.639	47.043	263.4	53:28.998
24	2	1:40.485	20.955	32.545	46.985	264.1	55:09.483
25	2	1:52.469	21.108	38.101	53.260	268.7	57:01.952

29 MV2S Forestier Racing
1.Louis ROUSSET
2.Jérôme DE SADELEER
Ligier JS P320 - Nissan
LMP3

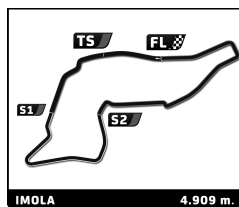
1	1	5:44.825	4:20.300	35.569	48.956	181.8	5:44.825
2	1	1:43.163	21.443	33.529	48.191	262.8	7:27.988
3	1	1:43.616	21.421	33.130	49.065	269.3	9:11.604
4	1	1:42.457	21.566	33.321	47.570	266.7	10:54.061
5	1	1:43.746	21.417	32.946	49.383	268.0	12:37.807
6	1	1:43.142	21.350	33.842	47.950	268.0	14:20.949
7	1	1:42.819	21.554	33.246	48.019	266.7	16:03.768
8	1	1:44.299	21.381	33.721	49.197	267.3	17:48.067
9	1	6:36.168 B	21.543	33.452	5:41.173	266.0	24:24.235
10	1	1:57.495	35.736	33.829	47.930	185.2	26:21.730
11	1	1:43.490	21.386	33.905	48.199	267.3	28:05.220

30 Frikadelli Racing Team
1.Klaus ABBELEN
2.Felipe LASER
Ligier JS P320 - Nissan
LMP3

1	2	4:54.198	3:25.381	36.227	52.590	164.9	4:54.198
2	2	1:48.545	22.932	34.552	51.061	254.1	6:42.743
3	2	1:47.802	23.764	33.826	50.212	264.1	8:30.545
4	2	1:45.212	21.271	33.620	50.321	262.8	10:15.757
5	2	1:43.343	21.203	32.814	49.326	262.8	11:59.100
6	2	1:41.858	21.132	32.900	47.826	264.7	13:40.958
7	2	1:48.417	22.435	35.398	50.584	264.7	15:29.375
8	2	1:45.484	21.223	33.422	50.839	266.0	17:14.859
9	2	1:41.544	21.758	32.954	46.832	265.4	18:56.403
10	2	1:41.178	21.106	32.704	47.368	266.0	20:37.581
11	2	1:49.498	21.952	36.953	50.593	267.3	22:27.079
12	2	1:43.626	21.088	34.084	48.454	266.0	24:10.705
13	2	1:44.655	21.553	33.159	49.943	265.4	25:55.360
14	2	1:42.064	21.103	32.900	48.061	266.7	27:37.424
15	2	5:05.134 B	21.031	32.491	4:11.612	266.0	32:42.558
16	1	2:05.834	39.831	37.175	48.828	175.0	34:48.392
17	1	1:45.986	22.368	34.470	49.148	267.3	36:34.378
18	1	1:48.016	25.299	34.193	48.524	231.3	38:22.394
19	1	1:45.730	22.340	35.048	48.342	266.7	40:08.124
20	1	1:43.937	21.910	33.811	48.216	268.0	41:52.061
21	1	1:43.686	21.916	33.714	48.056	268.7	43:35.747
22	1	1:44.322	21.984	33.886	48.452	267.3	45:20.069
23	1	1:44.318	21.928	33.874	48.516	268.7	47:04.387
24	1	1:44.298	22.018	33.764	48.516	267.3	48:48.685
25	1	1:48.011	21.956	34.534	51.521	268.0	50:36.696
26	1	1:45.322	22.324	34.096	48.902	267.3	52:22.018
27	1	1:53.420	24.361	37.826	51.233	228.3	54:15.438
28	1	1:44.253	22.105	33.940	48.208	267.3	55:59.691
29	1	1:47.850	22.411	34.387	51.052	258.4	57:47.541

31 AF Corse
1.Kriton LENTOUDIS
2.Rui AGUAS
Ligier JS P320 - Nissan
LMP3

1	1	7:00.853	5:27.321	40.897	52.635	96.1	7:00.853
2	1	1:51.003	23.562	35.652	51.789	261.5	8:51.856
3	1	1:49.230	23.729	35.877	49.624	233.3	10:41.086
4	1	1:50.938	22.487	35.447	53.004	265.4	12:32.024
5	1	2:06.162 B	23.002	35.830	1:07.330	263.4	14:38.186
6	1	3:27.330	2:00.197	36.438	50.695	162.4	18:05.516



MLMC Collective Test Day

Imola Round

Afternoon Test

Sector Analysis

Lap under Red Flag Invalidated Lap Personal Best Session Best Crossing the pit lane

Lap	D	Time	Sector 1	Sector 2	Sector 3	T. Spd	Elapsed	Lap	D	Time	Sector 1	Sector 2	Sector 3	T. Spd	Elapsed
7	1	1:47.024	22.433	34.757	49.834	266.0	19:52.540	3	1	1:46.321	22.224	34.995	49.102	265.4	13:30.155
8	1	1:45.792	22.506	34.447	48.839	266.0	21:38.332	4	1	1:45.493	22.316	34.589	48.588	264.1	15:15.648
9	1	1:47.878	22.479	34.783	50.616	265.4	23:26.210	5	1	1:46.464	22.893	34.403	49.168	262.8	17:02.112
10	1	1:47.998	22.384	35.462	50.152	265.4	25:14.208	6	1	1:45.913	22.597	34.488	48.828	265.4	18:48.025
11	1	1:47.411	22.385	34.905	50.121	266.7	27:01.619	7	1	1:46.634	22.034	34.998	49.602	266.7	20:34.659
12	1	1:50.255	22.924	34.804	52.527	264.7	28:51.874	8	1	3:56.470 B	23.245	34.695	2:58.530	266.0	24:31.129
13	1	1:49.873	24.890	35.039	49.944	223.6	30:41.747	9	2	1:58.860	37.347	33.975	47.538	180.9	26:29.989
14	1	1:47.630	22.256	34.736	50.638	266.7	32:29.377	10	2	1:41.268	21.457	32.685	47.126	265.4	28:11.257
15	1	2:05.496 B	22.051	35.393	1:08.052	267.3	34:34.873	11	2	1:43.729	21.736	34.275	47.718	268.7	29:54.986
16	2	4:44.011	3:16.252	37.484	50.275	186.9	39:18.884	12	2	1:43.128	21.320	34.284	47.524	266.0	31:38.114
17	2	1:47.158	22.188	34.261	50.709	269.3	41:06.042	13	2	1:43.238	21.242	33.513	48.483	268.7	33:21.352
18	2	1:44.261	21.503	33.699	49.059	269.3	42:50.303	14	2	4:27.670 B	21.712	34.177	3:31.781	270.7	37:49.022
19	2	1:42.377	21.329	33.040	48.008	268.0	44:32.680	15	2	2:03.539	42.427	33.492	47.620	184.0	39:52.561
20	2	1:41.578	21.223	33.053	47.302	268.0	46:14.258	16	2	1:40.871	21.306	32.660	46.905	268.7	41:33.432
21	2	2:00.737 B	21.360	33.423	1:05.954	267.3	48:14.995	17	2	1:40.933	21.326	32.703	46.904	269.3	43:14.365
22	2	5:23.283	4:03.038	32.865	47.380	185.2	53:38.278	18	2	4:47.087 B	22.169	32.696	3:52.222	268.0	48:01.452
23	2	1:41.191	21.273	32.699	47.219	266.7	55:19.469	19	2	2:05.602	39.448	34.361	51.793	149.8	50:07.054
24	2	1:45.160	21.256	35.513	48.391	268.0	57:04.629	20	2	1:52.470	23.708	38.943	49.819	263.4	51:59.524

32 **United Autosports** Ligier JS P320 - Nissan
 1. Daniel SCHNEIDER LMP3
 2. Andrew MEYRICK

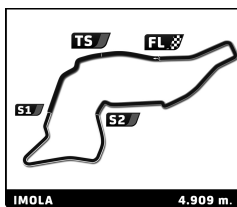
1	1	4:31.434	2:56.491	41.311	53.632	156.7	4:31.434
2	1	1:54.170	25.569	37.317	51.284	250.6	6:25.604
3	1	1:48.880	24.163	35.325	49.392	262.8	8:14.484
4	1	1:47.209	22.627	34.881	49.701	261.5	10:01.693
5	1	1:52.811	22.219	35.477	55.115	265.4	11:54.504
6	1	1:56.438	22.206	35.255	58.977	262.8	13:50.942
7	1	1:45.068	21.988	34.225	48.855	261.5	15:36.010
8	1	1:45.030	22.251	34.029	48.750	266.0	17:21.040
9	1	1:44.566	21.961	34.053	48.552	262.8	19:05.606
10	1	1:45.174	21.886	34.642	48.646	266.7	20:50.780
11	1	1:44.287	21.929	33.635	48.723	264.7	22:35.067
12	1	5:49.765 B	21.824	33.784	4:54.157	264.1	28:24.832
13	1	2:19.412	43.053	38.283	58.076	155.4	30:44.244
14	1	1:47.932	23.093	34.823	50.016	259.6	32:32.176
15	1	1:46.869	22.304	35.014	49.551	265.4	34:19.045
16	1	1:43.872	22.012	33.619	48.241	262.8	36:02.917
17	1	1:43.752	22.314	33.451	47.987	260.9	37:46.669
18	1	1:42.434	21.601	33.095	47.738	264.7	39:29.103
19	1	1:56.359	21.480	33.628	1:01.251	262.8	41:25.462
20	1	1:42.761	21.739	33.266	47.756	262.1	43:08.223
21	1	1:46.311	22.500	33.630	50.181	240.5	44:54.534
22	1	1:42.504	21.586	33.268	47.650	265.4	46:37.038
23	1	1:41.938	21.481	33.000	47.457	264.7	48:18.976
24	1	3:49.355 B	21.729	33.711	2:53.915	265.4	52:08.331
25	2	1:56.480	36.239	33.196	47.045	186.5	54:04.811
26	2	1:41.309	21.068	33.046	47.195	261.5	55:46.120
27	2	1:40.106	21.351	32.400	46.355	264.1	57:26.226

33 **Team Virage** Ligier JS P320 - Nissan
 1. Rob HODES LMP3
 2. Ian RODRIGUEZ

1	1	9:55.998	8:25.235	38.288	52.475	164.9	9:55.998
2	1	1:47.836	22.656	35.351	49.829	263.4	11:43.834

37 **CD Sport** Ligier JS P320 - Nissan
 1. Fabien MICHAL LMP3
 2. Adam ETEKI

1	1	5:34.276	4:04.294	36.841	53.141	176.2	5:34.276
2	1	1:43.925	21.959	33.448	48.518	260.9	7:18.201
3	1	1:42.847	21.365	33.189	48.293	263.4	9:01.048
4	1	1:41.585	21.350	32.991	47.244	262.1	10:42.633
5	1	1:45.122	21.610	34.570	48.942	268.7	12:27.755
6	1	1:41.524	21.239	32.980	47.305	268.0	14:09.279
7	1	4:24.500 B	21.250	34.080	3:29.170	267.3	18:33.779
8	1	2:03.111	37.727	34.921	50.463	181.2	20:36.890
9	1	1:46.282	22.358	34.711	49.213	266.7	22:23.172
10	1	2:07.884	21.678	52.245	53.961	267.3	24:31.056
11	1	1:44.810	21.481	34.318	49.011	267.3	26:15.866
12	1	1:42.650	21.528	33.137	47.985	266.7	27:58.516
13	1	3:36.075 B	21.406	33.317	2:41.352	266.7	31:34.591
14	1	2:08.736	40.763	36.505	51.468	177.9	33:43.327
15	1	1:52.612	25.106	38.063	49.443	191.8	35:35.939
16	1	1:49.888	24.017	34.602	51.269	270.7	37:25.827
17	1	1:50.975	22.603	39.322	49.050	269.3	39:16.802
18	1	1:41.057	21.552	32.605	46.900	266.0	40:57.859
19	1	1:43.302	21.163	33.297	48.842	268.0	42:41.161
20	1	1:41.147	21.401	32.711	47.035	269.3	44:22.308
21	1	3:19.767 B	21.220	33.121	2:25.426	270.7	47:42.075
22	2	1:58.571	36.438	33.256	48.877	184.9	49:40.646
23	2	1:40.294	21.083	32.558	46.653	264.7	51:20.940
24	2	1:43.706	21.034	33.718	48.954	267.3	53:04.646
25	2	1:40.978	21.019	33.405	46.554	266.7	54:45.624
26	2	1:40.214	21.013	32.596	46.605	271.4	56:25.838
27	2	1:40.338	21.026	32.434	46.878	268.7	58:06.176



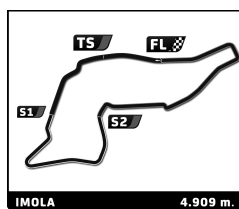
MLMC Collective Test Day

Imola Round

Afternoon Test

Sector Analysis

Lap under Red Flag							Invalidated Lap		Personal Best		Session Best		B Crossing the pit lane				
Lap	D	Time	Sector 1	Sector 2	Sector 3	T. Spd	Elapsed	Lap	D	Time	Sector 1	Sector 2	Sector 3	T. Spd	Elapsed		
40	GRAFF Racing				Ligier JS P320 - Nissan												
	1. Luis SANJUAN				LMP3												
	2. Théo VAUCHER								21	2	1:57.679	36.767	33.660	47.252	181.5	48:21.710	
	1	2	6:38.127	5:09.189	38.100	50.838	175.3	6:38.127	22	2	1:42.750	21.099	32.820	48.831	270.0	50:04.460	
	2	2	1:48.284	22.939	35.144	50.201	264.1	8:26.411	23	2	1:39.791	21.033	32.355	46.403	268.7	51:44.251	
	3	2	1:45.966	22.029	35.398	48.539	268.7	10:12.377	24	2	1:39.734	20.929	32.351	46.454	269.3	53:23.985	
	4	2	1:43.192	21.622	33.514	48.056	269.3	11:55.569	25	2	1:40.775	20.926	32.874	46.975	272.0	55:04.760	
	5	2	1:44.927	21.623	34.125	49.179	270.0	13:40.496	26	2	1:42.027	20.857	32.508	48.662	272.0	56:46.787	
	6	2	1:44.322	22.685	33.763	47.874	268.0	15:24.818	27	2	1:39.471	20.834	32.328	46.309	270.7	58:26.258	
	7	2	4:09.640 B	23.366	34.896	3:11.378	271.4	19:34.458									
	8	1	2:09.165	41.055	37.855	50.255	175.3	21:43.623									
	9	1	1:47.029	22.773	34.956	49.300	266.7	23:30.652									
	10	1	1:45.163	22.050	34.514	48.599	268.7	25:15.815									
	11	1	1:46.099	21.908	34.196	49.995	269.3	27:01.914									
	12	1	1:47.497	22.986	34.814	49.697	270.7	28:49.411									
	13	1	1:43.933	21.898	33.986	48.049	269.3	30:33.344									
	14	1	1:43.793	21.737	33.950	48.106	269.3	32:17.137									
	15	1	2:56.927 B	23.335	34.112	1:59.480	269.3	35:14.064									
	16	1	2:06.521	39.800	36.575	50.146	169.0	37:20.585									
	17	1	1:57.677	27.253	39.601	50.823	226.4	39:18.262									
	18	1	1:45.521	22.428	34.364	48.729	268.0	41:03.783									
	19	1	1:43.279	22.498	33.446	47.335	269.3	42:47.062									
	20	1	1:42.738	21.462	33.277	47.999	272.0	44:29.800									
	21	1	1:42.246	21.551	33.484	47.211	270.0	46:12.046									
	22	1	1:42.760	21.519	33.986	47.255	268.0	47:54.806									
	23	1	3:16.098 B	22.327	33.514	2:20.257	270.0	51:10.904									
	24	2	2:00.976	36.901	35.577	48.498	184.0	53:11.880									
	25	2	1:43.256	21.683	33.550	48.023	266.7	54:55.136									
26	2	1:44.825	22.858	33.754	48.213	270.0	56:39.961										
27	2	1:44.089	21.699	33.413	48.977	271.4	58:24.050										
43	Racing Spirit of Leman				Ligier JS P320 - Nissan												
	1. Jacques WOLFF				LMP3												
	2. Josh SKELTON																
	1	2	5:46.333	4:18.842	36.701	50.790	169.8	5:46.333									
	2	2	1:44.818	22.100	34.007	48.711	260.9	7:31.151									
	3	2	1:44.043	22.264	33.339	48.440	270.7	9:15.194									
	4	2	1:41.469	21.373	32.777	47.319	266.7	10:56.663									
	5	2	1:41.266	21.216	32.506	47.544	266.7	12:37.929									
	6	2	1:46.894	21.896	34.867	50.131	270.7	14:24.823									
	7	2	1:40.604	21.299	32.607	46.698	266.0	16:05.427									
	8	2	4:17.004 B	21.221	32.729	3:23.054	268.0	20:22.431									
	9	1	2:01.641	36.554	35.592	49.495	184.3	22:24.072									
	10	1	1:47.831	22.217	35.576	50.038	268.7	24:11.903									
	11	1	1:48.014	23.827	35.187	49.000	266.7	25:59.917									
	12	1	1:45.360	21.877	34.723	48.760	266.0	27:45.277									
	13	1	1:45.837	21.562	35.758	48.517	266.0	29:31.114									
	14	1	1:43.829	21.615	34.347	47.867	265.4	31:14.943									
	15	1	1:44.093	21.738	34.298	48.057	266.0	32:59.036									
	16	1	1:44.801	22.637	34.170	47.994	266.7	34:43.837									
	17	1	1:47.078	21.592	35.079	50.407	267.3	36:30.915									
	18	1	1:45.815	23.409	34.346	48.060	242.7	38:16.730									
	19	1	1:42.847	21.594	33.847	47.406	268.7	39:59.577									
	20	1	6:24.454 B	21.570	33.885	5:28.999	268.0	46:24.031									
	46	Ebimotors				Porsche 911 GT3 R											
		1. Emanuele BUSNELLI				GT3											
		2. Fabio BABINI															
		1	2	6:15.157	4:43.730	39.181	52.246	168.2	6:15.157								
		2	2	1:48.973	23.329	36.027	49.617	257.1	8:04.130								
3		2	1:47.519	22.485	36.229	48.805	258.4	9:51.649									
4		2	1:46.654	22.321	34.687	49.646	260.9	11:38.303									
5		2	4:23.687 B	22.376	34.453	3:26.858	260.9	16:01.990									
6		1	2:08.447	38.825	37.141	52.481	180.9	18:10.437									
7		1	1:55.366	24.104	40.847	50.415	257.8	20:05.803									
8		1	1:52.009	22.909	36.828	52.272	259.6	21:57.812									
9		1	1:50.309	23.874	36.431	50.004	260.2	23:48.121									
10		1	1:47.330	22.630	34.935	49.765	259.6	25:35.451									
11		1	1:47.240	22.498	34.993	49.759	259.0	27:22.691									
12		1	1:50.375	22.817	36.972	50.586	259.0	29:13.066									
13		1	1:51.452	22.722	38.005	50.725	257.8	31:04.518									
14		1	1:46.119	22.466	34.682	48.971	259.6	32:50.637									
15		1	1:47.627	22.877	34.962	49.788	259.6	34:38.264									
16		1	1:52.601	22.653	36.121	53.827	259.0	36:30.865									
17		1	2:00.129	25.625	38.312	56.192	244.9	38:30.994									
18		1	16:06.394 B	22.520	36.014	...	261.5	54:37.388									



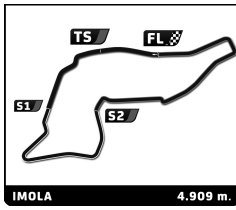
MLMC Collective Test Day

Imola Round

Afternoon Test

Sector Analysis

Lap	D	Time	Sector 1	Sector 2	Sector 3	T. Spd	Elapsed	Lap	D	Time	Sector 1	Sector 2	Sector 3	T. Spd	Elapsed
61	AF Corse Ferrari 488 GT3 GT3 1.Gino FORGIONE 2.Andrea MONTERMINI														
1	1	4:57.129	3:21.280	39.615	56.234	166.4	4:57.129	21	1	1:47.132	23.279	35.079	48.774	270.0	48:34.195
2	1	2:01.746	25.912	38.275	57.559	217.3	6:58.875	22	1	1:44.497	21.668	34.106	48.723	270.0	50:18.692
3	1	1:52.423	23.691	36.778	51.954	255.3	8:51.298	23	1	1:44.084	21.751	33.927	48.406	282.7	52:02.776
4	1	1:55.268			52.627	252.3	10:46.566	24	1	1:44.072	21.782	34.101	48.189	284.2	53:46.848
5	1	1:51.121	23.747	36.408	50.966	259.0	12:37.687	25	1	3:52.167 B	26.592	36.855	2:48.720	285.7	57:39.015
6	1	2:11.025 B	23.933	36.635	1:10.457	242.7	14:48.712								
7	1	3:56.969	2:22.744	40.817	53.408	153.4	18:45.681								
8	1	1:54.522	23.714	38.308	52.500	261.5	20:40.203								
9	1	1:49.728	23.116	35.772	50.840	259.6	22:29.931								
10	1	1:57.007	23.274	36.833	56.900	264.7	24:26.938								
11	1	1:51.261	23.107	35.975	52.179	264.1	26:18.199								
12	1	1:49.901	23.014	35.843	51.044	260.2	28:08.100								
13	1	1:48.389	22.846	35.547	49.996	258.4	29:56.489								
14	1	1:49.283	23.061	36.225	49.997	258.4	31:45.772								
15	1	2:02.263	23.753	41.287	57.223	262.8	33:48.035								
16	1	1:50.094	23.343	36.838	49.913	260.2	35:38.129								
17	1	1:52.069	25.856	37.293	49.920	260.2	37:31.198								
18	1	1:49.908	23.049	36.389	50.470	262.1	39:21.106								
19	1	1:49.134	23.044	36.750	49.340	257.8	41:10.240								
20	1	1:50.063	22.648	36.885	50.530	261.5	43:00.303								
21	1	1:47.724	23.069	35.508	49.147	262.1	44:48.027								
22	1	2:05.303 B	22.760	36.034	1:06.509	255.9	46:53.330								
23	2	3:38.724	2:10.760	36.950	51.014	143.6	50:32.054								
24	2	1:45.285	22.336	34.334	48.615	264.1	52:17.339								
25	2	1:45.227	22.123	34.441	48.663	259.6	54:02.566								
26	2	1:46.484	22.165	35.181	49.138	264.1	55:49.050								
27	2	1:45.052	22.002	33.992	49.058	260.9	57:34.102								
66	Rinaldi Racing Duqueine M30 - D08 - Nissan LMP3 1.Steve PARROW														
1	1	5:57.291	4:32.057	36.170	49.064	174.8	5:57.291								
2	1	1:42.815	21.653	33.220	47.942	266.7	7:40.106								
3	1	1:41.486	21.207	33.004	47.275	269.3	9:21.592								
4	1	5:14.851 B	21.149	33.396	4:20.306	270.7	14:36.443								
5	1	2:03.950	39.874	35.396	48.680	169.8	16:40.393								
6	1	1:44.759	21.433	32.907	50.419	268.0	18:25.152								
7	1	1:44.126	21.224	32.670	50.232	269.3	20:09.278								
8	1	1:46.229	21.213	34.538	50.478	263.4	21:55.507								
9	1	1:44.235	21.119	32.653	50.463	270.7	23:39.742								
10	1	5:00.175 B	21.120	32.621	4:06.434	271.4	28:39.917								
11	1	2:10.437	39.932	36.278	54.227	170.3	30:50.354								
12	1	1:46.052	22.238	34.772	49.042	279.1	32:36.406								
13	1	1:46.928	22.109	34.475	50.344	268.7	34:23.334								
14	1	1:47.789	22.223	36.577	48.989	268.0	36:11.123								
15	1	1:47.125	23.638	34.545	48.942	270.7	37:58.248								
16	1	1:44.787	21.850	34.160	48.777	269.3	39:43.035								
17	1	1:45.822	22.065	34.710	49.047	283.5	41:28.857								
18	1	1:47.419	21.756	34.388	51.275	270.7	43:16.276								
19	1	1:44.907	22.058	34.242	48.607	282.0	45:01.183								
20	1	1:45.880	21.807	34.020	50.053	284.2	46:47.063								
69	COOL Racing Ligier JS P320 - Nissan LMP3 1.Maurice SMITH 2.Malthe JAKOBSEN														
1	1	5:41.689	4:15.854	35.864	49.971	173.4	5:41.689								
2	1	1:46.100	22.513	34.985	48.602	262.8	7:27.789								
3	1	1:45.197	22.304	34.102	48.791	267.3	9:12.986								
4	1	1:44.458	21.784	33.928	48.746	267.3	10:57.444								
5	1	1:43.958	21.787	33.728	48.443	269.3	12:41.402								
6	1	1:44.261	21.643	34.233	48.385	268.7	14:25.663								
7	1	1:42.644	21.603	33.873	48.168	268.7	16:09.307								
8	1	1:43.809	21.578	33.670	48.561	268.0	17:53.116								
9	1	1:43.502	21.668	33.908	47.926	268.0	19:36.618								
10	1	1:43.142	21.428	33.697	48.017	267.3	21:19.760								
72	Team Virage Ligier JS P320 - Nissan LMP3 1.Alexandre YVON 2.Mathis POULET														
1	1	4:40.745	3:09.693	38.555	52.497	179.4	4:40.745								
2	1	1:51.204	23.715	36.085	51.404	259.0	6:31.949								
3	1	1:52.289	23.124	36.894	52.271	261.5	8:24.238								
4	1	1:53.867	23.121	37.822	52.924	261.5	10:18.105								
5	1	1:50.188	22.969	36.301	50.918	259.0	12:08.293								
6	1	1:50.422	23.309	36.460	50.653	260.9	13:58.715								
7	1	3:58.150 B	23.544	36.460	2:58.146	261.5	17:56.865								
8	2	1:59.719	37.708	33.975	48.036	156.7	19:56.584								
9	2	1:42.652	21.336	33.740	47.576	264.1	21:39.236								
10	2	1:45.366	21.812	34.731	48.823	264.7	23:24.602								
11	2	1:41.674	21.282	32.864	47.528	263.4	25:06.276								
12	2	1:41.252	21.457	32.667	47.128	264.7	26:47.528								
13	2	4:34.834 B	21.463	32.122	3:40.249	266.0	31:22.362								
14	1	2:17.005	47.281	39.455	50.269	122.6	33:39.367								
15	1	1:47.334	22.608	34.563	50.163	259.6	35:26.701								
16	1	1:46.246	22.924	34.492	48.830	258.4	37:12.947								
17	1	1:48.773	23.943	35.687	49.143	259.6	39:01.720								
18	1	1:46.242	22.562	34.545	49.135	259.6	40:47.962								
19	1	1:45.166	22.354	34.362	48.450	261.5	42:33.128								
20	1	1:44.979	22.342	34.061	48.576	262.8	44:18.107								
21	1	4:00.235 B	22.167	34.047	3:04.021	262.8	48:18.342								
22	2	2:21.883	50.549	41.737	49.597	160.2	50:40.225								
23	2	1:41.820	21.163	32.649	48.008	264.7	52:22.045								
24	2	1:40.551	21.290	32.423	46.838	264.7	54:02.596								
25	2	1:39.837	20.968	32.170	46.699	266.0	55:42.433								
26	2	1:40.036	21.048	32.255	46.733	265.4	57:22.469								
73	TS Corse Duqueine M30 - D08 - Nissan LMP3 1.Pietro PECCENINI 2.Parth GHORPADE														
1	1	6:52.902	5:17.743	41.720	53.439	155.4	6:52.902								
2	1	1:51.145	23.834	34.985	52.326	243.8	8:44.047								
3	1	1:45.513	21.547	35.016	48.950	268.7	10:29.560								



MLMC Collective Test Day

Imola Round

Afternoon Test

Sector Analysis

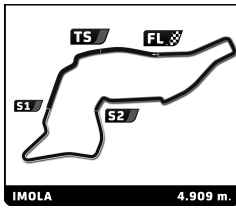
Lap under Red Flag Invalidated Lap Personal Best Session Best Crossing the pit lane

Lap	D	Time	Sector 1	Sector 2	Sector 3	T. Spd	Elapsed
4	1	1:43.680	21.440	33.716	48.524	270.7	12:13.240
5	1	1:46.051	21.652	34.422	49.977	269.3	13:59.291
6	1	1:47.500	22.788	34.336	50.376	247.7	15:46.791
7	1	1:42.844	21.407	33.423	48.014	268.7	17:29.635
8	1	1:45.065	21.330	34.080	49.655	269.3	19:14.700
9	1	1:42.640	21.388	33.177	48.075	269.3	20:57.340
10	1	1:42.219	21.267	33.166	47.786	266.0	22:39.559
11	1	1:46.169	21.152	33.660	51.357	270.0	24:25.728
12	1	2:01.681 B	21.324	33.317	1:07.040	270.0	26:27.409
13	2	5:08.252	3:33.011	43.114	52.127	145.4	31:35.661
14	2	1:45.349	22.193	34.424	48.732	265.4	33:21.010
15	2	1:43.611	21.875	33.868	47.868	267.3	35:04.621
16	2	1:45.201	23.605	33.698	47.898	251.2	36:49.822
17	2	1:46.021	22.741	34.214	49.066	262.8	38:35.843
18	2	1:46.190	21.733	33.475	50.982	270.0	40:22.033
19	2	1:46.286	21.757	35.598	48.931	268.7	42:08.319
20	2	1:42.963	21.688	33.361	47.914	268.0	43:51.282
21	2	1:42.734	21.515	33.385	47.834	269.3	45:34.016
22	2	1:43.755	22.362	33.604	47.789	270.0	47:17.771
23	2	1:42.174	21.542	33.224	47.408	270.7	48:59.945
24	2	1:42.143	21.305	33.170	47.668	272.0	50:42.088
25	2	1:41.899	21.255	33.137	47.507	270.7	52:23.987
26	2	1:45.038	23.631	33.819	47.588	270.0	54:09.025
27	2	1:41.883	21.214	33.060	47.609	275.5	55:50.908
28	2	1:42.904	21.316	33.323	48.265	274.1	57:33.812

Lap	D	Time	Sector 1	Sector 2	Sector 3	T. Spd	Elapsed
1	2	4:25.288	3:00.122	36.542	48.624	161.4	4:25.288
2	2	1:47.138	22.870	35.309	48.959	264.7	6:12.426
3	2	1:42.504	21.926	33.358	47.220	266.0	7:54.930
4	2	1:44.694	21.461	35.175	48.058	270.0	9:39.624
5	2	1:44.244	21.241	33.241	49.762	272.0	11:23.868
6	2	1:40.798	21.255	32.606	46.937	270.7	13:04.666
7	2	1:45.151	21.440	32.764	50.947	269.3	14:49.817
8	2	2:01.002 B	21.312	32.946	1:06.744	268.7	16:50.819
9	2	3:16.754	1:51.604	35.790	49.360	180.9	20:07.573
10	2	1:49.268	21.855	34.335	53.078	269.3	21:56.841
11	2	1:46.452	22.527	33.046	50.879	268.7	23:43.293
12	2	1:41.328	21.183	32.291	47.854	270.0	25:24.621
13	2	1:45.133	21.138	32.251	51.744	270.0	27:09.754
14	2	1:41.120	21.120	32.175	47.825	270.0	28:50.874
15	2	2:03.264 B	21.873	34.184	1:07.207	248.8	30:54.138
16	1	3:40.432	2:18.606	33.902	47.924	186.9	34:34.570
17	1	1:41.595	21.318	32.800	47.477	270.0	36:16.165
18	1	1:45.347	24.129	33.611	47.607	270.7	38:01.512
19	1	1:41.725	21.300	32.826	47.599	271.4	39:43.237
20	1	1:49.083	22.303	36.620	50.160	274.1	41:32.320
21	1	1:40.270	21.063	32.449	46.758	271.4	43:12.590
22	1	2:05.535 B	23.795	34.155	1:07.585	272.7	45:18.125
23	1	3:19.133	1:54.900	33.679	50.554	188.8	48:37.258
24	1	1:52.430	21.134	32.730	58.566	271.4	50:29.688
25	1	1:40.729	21.313	32.514	46.902	270.7	52:10.417

Lap	D	Time	Sector 1	Sector 2	Sector 3	T. Spd	Elapsed
26	1	1:40.212	21.006	32.465	46.741	270.0	53:50.629
27	1	1:40.557	21.152	32.379	47.026	270.0	55:31.186
77	Team Thor Ligier JS P320 - Nissan LMP3 1. Audunn GUDMUNDSSON 2. Michael MARKUSSEN						
1	2	4:32.356	3:02.552	37.924	51.880	169.5	4:32.356
2	2	1:49.418	24.072	35.615	49.731	259.6	6:21.774
3	2	1:46.334	22.117	34.354	49.863	264.7	8:08.108
4	2	1:44.544	21.834	34.348	48.362	266.7	9:52.652
5	2	1:44.568	21.559	34.724	48.285	268.0	11:37.220
6	2	1:42.060	21.556	33.066	47.438	267.3	13:19.280
7	2	2:39.983 B	21.370	33.069	2:45.544	267.3	16:59.263
8	2	2:01.358	38.267	34.742	48.349	179.4	19:00.621
9	2	1:43.382	21.953	33.734	47.695	265.4	20:44.003
10	2	1:51.805	21.575	34.668	55.562	266.7	22:35.808
11	2	1:45.916	21.535	35.920	48.461	268.0	24:21.724
12	2	1:42.498	21.345	33.336	47.817	268.0	26:04.222
13	2	1:43.655	21.603	33.532	48.520	270.0	27:47.877
14	2	5:14.921 B	22.208	33.626	4:19.087	267.3	33:02.798
15	1	2:06.006	41.157	35.606	49.243	160.0	35:08.804
16	1	1:45.760	22.413	34.423	48.924	266.0	36:54.564
17	1	1:48.125	25.094	34.135	48.896	250.0	38:42.689
18	1	1:43.958	21.767	33.659	48.532	266.7	40:26.647
19	1	1:44.105	21.737	33.772	48.596	268.7	42:10.752
20	1	3:14.409 B	23.015	39.163	2:12.231	254.7	45:25.161
21	1	2:00.924	37.864	34.515	48.545	183.1	47:26.085
22	1	1:43.862	21.723	33.822	48.317	267.3	49:09.947
23	1	1:46.532	23.304	33.751	49.477	248.3	50:56.479
24	1	1:44.502	21.624	34.366	48.512	268.0	52:40.981
25	1	1:43.948	21.908	33.728	48.312	268.0	54:24.929
26	1	1:42.732	21.462	33.340	47.930	268.7	56:07.661
27	1	1:42.425	21.462	33.092	47.871	269.3	57:50.086

Lap	D	Time	Sector 1	Sector 2	Sector 3	T. Spd	Elapsed
1	2	6:13.724	4:40.032	39.418	54.274	172.2	6:13.724
2	2	1:54.522	24.553	37.715	52.254	245.5	8:08.246
3	2	1:51.134	23.225	36.506	51.403	254.1	9:59.380
4	2	1:50.140	23.101	36.117	50.922	257.1	11:49.520
5	2	1:50.381	23.396	36.044	50.941	255.9	13:39.901
6	2	3:28.054 B	23.328	38.026	2:26.700	255.3	17:07.955
7	2	2:17.313	41.343	39.640	56.330	169.0	19:25.268
8	2	1:50.040	23.800	35.825	50.415	254.7	21:15.308
9	2	1:48.540	22.776	35.323	50.441	255.9	23:03.848
10	2	1:48.175	23.012	35.157	50.006	255.3	24:52.023
11	2	1:50.724	24.383	35.705	50.636	257.8	26:42.747
12	2	1:48.253	22.588	35.861	49.804	259.0	28:31.000
13	2	1:49.681	22.609	36.137	50.935	259.0	30:20.681
14	2	3:16.738 B	22.925	36.086	2:17.727	258.4	33:37.419
15	1	2:01.789	37.500	35.068	49.221	177.6	35:39.208
16	1	1:49.030	25.167	35.217	48.646	264.1	37:28.238
17	1	1:51.296	23.320	37.324	50.652	262.1	39:19.534
18	1	1:47.603	22.329	34.324	50.950	263.4	41:07.137



MLMC Collective Test Day

Imola Round

Afternoon Test

Sector Analysis

Lap under Red Flag Invalidated Lap ■ Personal Best ■ Session Best **B** Crossing the pit lane

Lap	D	Time	Sector 1	Sector 2	Sector 3	T. Spd	Elapsed	Lap	D	Time	Sector 1	Sector 2	Sector 3	T. Spd	Elapsed
19	1	4:20.364 B	22.088	34.244	3:24.032	263.4	45:27.501								
20	2	2:06.574	38.768	36.508	51.298	175.9	47:34.075								
21	2	1:50.123	22.757	36.826	50.540	258.4	49:24.198								
22	2	1:49.658	22.877	35.611	51.170	259.6	51:13.856								
23	2	1:48.857	22.882	35.362	50.613	256.5	53:02.713								
24	2	3:01.091 B	22.680	35.612	2:02.799	258.4	56:03.804								
25	1	2:02.407	36.579	34.319	51.509	179.1	58:06.211								

99	Bullitt Racing	<small>Aston Martin Vantage GT3</small>
	1. Stephen PATTRICK	GT3
	2. Théo NOUET	

1	1	5:19.492	3:42.247	41.461	55.784	130.4	5:19.492
2	1	1:59.552	25.440	40.749	53.363	235.3	7:19.044
3	1	1:57.322	24.094	38.053	55.175	259.0	9:16.366
4	1	1:55.887	25.192	37.877	52.818	237.9	11:12.253
5	1	1:56.105	23.904	38.043	54.158	246.0	13:08.358
6	1	1:54.366	23.469	37.316	53.581	260.9	15:02.724
7	1	6:33.814 B	27.575	41.161	5:25.078	215.6	21:36.538
8	1	2:16.467	47.135	37.266	52.066	145.7	23:53.005
9	1	1:56.305	25.466	37.980	52.859	259.6	25:49.310
10	1	1:53.145	23.435	36.318	53.392	259.0	27:42.455
11	1	1:54.685	23.074	37.496	54.115	262.1	29:37.140
12	1	1:54.980	23.622	39.330	52.028	260.9	31:32.120
13	1	1:54.138	23.336	37.410	53.392	255.3	33:26.258
14	1	1:52.026	22.962	36.327	52.737	262.8	35:18.284
15	1	1:53.854	22.980	39.703	51.171	261.5	37:12.138
16	1	1:52.206	23.781	37.622	50.803	262.8	39:04.344
17	1	1:48.977	22.949	35.747	50.281	262.8	40:53.321
18	1	1:49.544	22.703	35.886	50.955	263.4	42:42.865
19	1	6:10.352 B	22.688	35.811	5:11.853	264.1	48:53.217
20	1	2:11.207	42.816	36.718	51.673	137.2	51:04.424
21	1	1:50.003	23.233	36.236	50.534	262.1	52:54.427
22	1	1:49.377	22.946	35.383	51.048	262.1	54:43.804
23	1	2:38.633 B	22.961	35.634	1:40.038	263.4	57:22.437