

Michelin Le Mans Cup

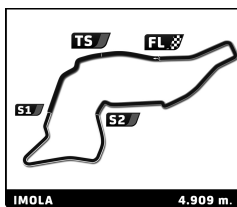
Imola Round

Free Practice 1

Sector Analysis

Amended

Lap under Red Flag							Invalidated Lap		Personal Best	Session Best	B Crossing the pit lane					
Lap	D	Time	Sector 1	Sector 2	Sector 3	T. Spd	Elapsed	Lap	D	Time	Sector 1	Sector 2	Sector 3	T. Spd	Elapsed	
2	United Autosports 1.Shaun LYNN 2.Max LYNN							Ligier JS P320 - Nissan LMP3								
	1	1	2:12.105	38.693	39.870	53.542	162.4	2:12.105	24	2	1:38.986	20.767	32.004	46.215	271.4	58:28.191
	2	1	1:50.639	23.271	37.012	50.356	260.9	4:02.744								
	3	1	1:45.557	22.599	34.191	48.767	265.4	5:48.301								
	4	1	1:44.860	21.893	33.709	49.258	266.7	7:33.161								
	5	1	1:45.539	22.012	35.232	48.295	267.3	9:18.700								
	6	1	1:43.062	21.868	33.129	48.065	266.0	11:01.762								
	7	1	8:10.334 B	21.704	36.881	7:11.749	267.3	19:12.096								
	8	1	5:00.531	3:36.075	34.523	49.933	176.8	24:12.627								
	9	1	1:42.838	21.792	33.349	47.697	264.7	25:55.465								
	10	1	1:42.664	21.716	33.274	47.674	266.0	27:38.129								
	11	1	2:32.445	23.965	1:08.492	59.988	267.3	30:10.574								
	12	1	1:43.658	22.054	33.389	48.215	264.1	31:54.232								
	13	1	1:42.438	21.696	33.080	47.662	265.4	33:36.670								
	14	1	3:52.859 B	21.840	33.561	2:57.458	267.3	37:29.529								
	15	2	2:06.683	41.730	34.159	50.794	162.7	39:36.212								
	16	2	1:42.417	21.593	33.063	47.761	266.7	41:18.629								
	17	2	1:47.035	22.249	33.212	51.574	265.4	43:05.664								
	18	2	3:55.632 B	21.423	32.920	3:01.289	266.0	47:01.296								
	19	1	3:10.156	58.561	1:08.451	1:03.144	81.3	50:11.452								
	20	1	1:44.204	22.110	33.918	48.176	266.0	51:55.656								
	21	1	1:47.577	22.117	34.318	51.142	264.7	53:43.233								
	22	1	1:43.348	21.821	33.461	48.066	266.0	55:26.581								
	23	1	1:44.043	21.798	33.350	48.895	267.3	57:10.624								
24	1	1:42.830	21.490	33.409	47.931	267.3	58:53.454									
3	DKR Engineering 1.Jon BROWNSON 2.Laurents HERR							Duqueine M30 - D08 - Nissan LMP3								
	1	1	2:26.474	49.765	41.006	55.703	142.3	2:26.474								
	2	1	1:50.525	23.338	37.264	49.923	262.8	4:16.999								
	3	1	1:45.990	22.236	35.043	48.711	254.1	6:02.989								
	4	1	1:45.866	21.472	33.843	50.551	270.0	7:48.855								
	5	1	1:44.193	21.549	34.065	48.579	270.7	9:33.048								
	6	1	1:47.781	21.559	38.083	48.139	270.7	11:20.829								
	7	1	11:14.031 B	21.378	43.836	...	270.7	22:34.860								
	8	1	2:07.642	42.218	35.852	49.572	178.5	24:42.502								
	9	1	1:43.338	21.339	33.511	48.488	270.7	26:25.840								
	10	1	2:11.298	23.416	37.834	1:10.048	240.5	28:37.138								
	11	1	2:18.705	54.415	36.160	48.130	81.8	30:55.843								
	12	1	1:43.031	21.353	33.692	47.986	269.3	32:38.874								
	13	1	1:41.990	21.313	33.297	47.380	268.7	34:20.864								
	14	1	1:43.271	21.320	33.914	48.037	270.7	36:04.135								
	15	1	1:42.642	21.387	33.192	48.063	272.0	37:46.777								
	16	1	1:45.702	23.646	33.402	48.654	271.4	39:32.479								
	17	1	4:06.423 B	21.612	34.949	3:09.862	272.7	43:38.902								
	18	2	3:11.990	37.846	57.394	1:36.750	186.2	46:50.892								
	19	2	3:10.690	54.204	1:07.228	1:09.258	81.9	50:01.582								
	20	2	1:40.792	21.074	32.793	46.925	270.0	51:42.374								
	21	2	1:42.958	21.118	32.962	48.878	275.5	53:25.332								
	22	2	1:40.060	20.702	32.010	47.348	272.7	55:05.392								
	23	2	1:43.813	21.340	32.038	50.435	267.3	56:49.205								
4	Nielsen Racing 1.John MELSOM 2.Matthew BELL							Duqueine M30 - D08 - Nissan LMP3								
	1	1	4:07.292	2:07.188	1:04.821	55.283	166.4	4:07.292								
	2	1	1:49.761	23.538	36.032	50.191	267.3	5:57.053								
	3	1	1:44.950	21.836	34.154	48.960	271.4	7:42.003								
	4	1	1:43.968	21.431	34.000	48.537	272.7	9:25.971								
	5	1	1:45.316	22.251	34.762	48.303	273.4	11:11.287								
	6	1	3:02.817 B	22.568	45.915	1:54.334	273.4	14:14.104								
	7	1	8:49.716	7:25.561	35.316	48.839	171.2	23:03.820								
	8	1	1:44.186	21.988	34.418	47.780	268.0	24:48.006								
	9	1	1:42.560	21.293	33.444	47.823	270.7	26:30.566								
	10	1	2:11.308	21.228	37.445	1:12.635	273.4	28:41.874								
	11	1	2:20.764	52.835	36.958	50.971	82.4	31:02.638								
	12	1	1:46.042	23.385	34.668	47.989	255.3	32:48.680								
	13	1	1:43.802	21.790	33.187	48.825	272.7	34:32.482								
	14	1	1:42.480	21.163	33.312	48.005	272.0	36:14.962								
	15	1	1:44.292	23.236	33.364	47.692	273.4	37:59.254								
	16	1	1:42.401	21.242	33.231	47.928	271.4	39:41.655								
	17	1	1:41.981	21.182	33.135	47.664	272.7	41:23.636								
	18	1	2:09.258 B	21.015	33.180	1:15.063	273.4	43:32.894								
	19	2	5:43.410	2:56.818	1:07.614	1:38.978	81.0	49:16.304								
	20	2	1:59.496	35.870	33.206	50.420	154.7	51:15.800								
	21	2	1:39.315	20.979	32.153	46.183	271.4	52:55.115								
	22	2	1:43.280	20.799	33.491	48.990	275.5	54:38.395								
	23	2	1:38.959	20.800	32.009	46.150	273.4	56:17.354								
24	2	1:45.342	20.760	32.008	52.574	274.1	58:02.696									
25	2	1:39.175	21.051	31.762	46.362	273.4	59:41.871									
26	2	1:39.313	20.973	31.712	46.628	266.7	1:01:21.184									
6	ANS Motorsport 1.Jonathan BROSSARD 2.Nicolas SCHATZ							Ligier JS P320 - Nissan LMP3								
	1	1	2:06.652	33.298	39.759	53.595	153.2	2:06.652								
	2	1	1:52.447	23.906	38.354	50.187	251.7	3:59.099								
	3	1	1:47.810	23.804	35.051	48.955	235.3	5:46.909								
	4	1	1:45.411	21.681	34.348	49.382	270.0	7:32.320								
	5	1	1:45.055	22.047	34.728	48.280	270.0	9:17.375								
	6	1	1:43.436	21.394	33.718	48.324	269.3	11:00.811								
	7	1	2:44.858 B	21.549	36.370	1:46.939	270.7	13:45.669								
	8	1	9:16.542	7:52.526	34.988	49.028	159.8	23:02.211								
	9	1	1:43.886	21.835	33.875	48.176	267.3	24:46.097								
	10	1	1:43.122	21.327	33.653	48.142	271.4	26:29.219								
	11	1	4:42.599 B	21.543	37.926	3:43.130	272.0	31:11.818								
	12	2	1:57.551	36.669	33.785	47.097	182.4	33:09.369								
	13	2	1:40.439	20.922	32.344	47.173	270.0	34:49.808								
	14	2	1:42.705	20.992	33.123	48.590	272.7	36:32.513								
	15	2	1:42.835	20.895	32.317	49.623	270.0	38:15.348								
	16	2	1:39.453	20.822	32.077	46.554	270.7	39:54.801								
	17	2	1:41.489	20.819	32.235	48.435	272.0	41:36.290								
	18	2	1:39.601	20.785	32.096	46.720	272.0	43:15.891								
	19	2	2:29.962	21.941	34.372	1:33.649	273.4	45:45.853								
	20	2	3:55.028	1:09.573	1:10.857	1:34.598	63.6	49:40.881								



Michelin Le Mans Cup

Imola Round

Free Practice 1

Amended

IMOLA 4.909 m. Sector Analysis

Lap under Red Flag Invalidated Lap Personal Best Session Best Crossing the pit lane

Lap	D	Time	Sector 1	Sector 2	Sector 3	T. Spd	Elapsed	Lap	D	Time	Sector 1	Sector 2	Sector 3	T. Spd	Elapsed
21	2	2:02.545	22.422	49.493	50.630	257.8	51:43.426	18	2	5:40.334	2:55.497	1:07.844	1:36.993	81.6	48:33.509
22	2	1:52.326	21.060	33.424	57.842	270.0	53:35.752	19	2	2:18.878	54.368	37.066	47.444	81.7	50:52.387
23	2	1:39.685	20.891	32.256	46.538	271.4	55:15.437	20	2	1:42.251	21.311	33.193	47.747	266.7	52:34.638
24	2	1:40.883	21.205	32.738	46.940	273.4	56:56.320	21	2	1:45.119	21.270	33.282	50.567	268.0	54:19.757
25	2	1:43.955	21.680	32.685	49.590	274.8	58:40.275	22	2	1:42.052	21.332	32.976	47.744	266.7	56:01.809
26	2	1:44.603	21.785	33.936	48.882	274.1	1:00:24.878	23	2	1:41.464	21.360	32.894	47.210	266.7	57:43.273
								24	2	1:45.111	21.354	34.445	49.312	268.7	59:28.384
								25	2	1:44.388	23.529	33.536	47.323	267.3	1:01:12.772

7 Nielsen Racing Ligier JS P320 - Nissan LMP3
 1. Anthony WELLS
 2. Colin NOBLE

1	1	4:44.116 B	1:32.597	37.298	2:34.221	142.3	4:44.116
2	1	2:00.534	37.482	34.406	48.646	183.1	6:44.650
3	1	1:47.086	21.783	33.939	51.364	269.3	8:31.736
4	1	1:42.605	21.844	33.205	47.556	270.0	10:14.341
5	1	1:45.687	21.581	33.502	50.604	270.0	12:00.028
6	1	3:44.317 B	53.904	1:07.143	1:43.270	82.9	15:44.345
7	1	7:27.160	6:02.763	35.512	48.885	183.1	23:11.505
8	1	1:45.484	21.772	33.664	50.048	268.7	24:56.989
9	1	1:45.355	21.527	33.133	50.695	269.3	26:42.344
10	1	2:24.393	21.407	35.007	1:27.979	269.3	29:06.737
11	1	2:09.039	40.281	34.235	54.523	82.1	31:15.776
12	1	1:42.427	21.509	33.128	47.790	269.3	32:58.203
13	1	4:01.252 B	21.677	35.032	3:04.543	268.0	36:59.455
14	2	1:58.615	36.238	34.331	48.046	186.2	38:58.070
15	2	1:46.232	22.057	34.931	49.244	270.0	40:44.302
16	2	1:45.393	22.269	35.198	47.926	271.4	42:29.695
17	2	1:41.084	21.023	32.718	47.343	269.3	44:10.779
18	2	3:12.491	25.440	1:09.140	1:37.911	271.4	47:23.270
19	2	2:52.092	54.023	1:07.426	50.643	82.2	50:15.362
20	2	1:40.811	21.133	32.712	46.966	269.3	51:56.173
21	2	1:41.366	21.716	32.909	46.741	270.0	53:37.539
22	2	1:39.873	20.969	32.376	46.528	271.4	55:17.412
23	2	1:40.431	21.008	32.603	46.820	272.7	56:57.843
24	2	1:42.038	20.866	33.669	47.503	270.0	58:39.881

9 AT Racing Team Ligier JS P320 - Nissan LMP3
 1. Alexander TALKANITSA
 2. Alexander TALKA JR

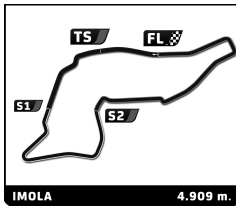
1	2	3:26.707	2:00.355	36.800	49.552	166.2	3:26.707
2	2	1:49.554	21.975	34.512	53.067	263.4	5:16.261
3	2	1:44.140	21.897	34.263	47.980	265.4	7:00.401
4	2	1:42.616	21.475	33.517	47.624	266.0	8:43.017
5	2	2:03.069 B	21.535	33.745	1:07.789	268.0	10:46.086
6	2	12:08.386	...	35.406	48.824	153.0	22:54.472
7	2	1:44.301	22.681	33.781	47.839	264.1	24:38.773
8	2	1:44.978	22.014	33.323	49.641	260.9	26:23.751
9	2	1:54.471	22.031	33.143	59.297	269.3	28:18.222
10	2	2:26.538	54.924	44.123	47.491	81.6	30:44.760
11	2	1:41.384	21.589	32.853	46.942	266.7	32:26.144
12	2	1:42.360	21.584	32.815	47.961	268.0	34:08.504
13	2	1:41.771	21.778	33.061	46.932	269.3	35:50.275
14	2	1:42.130	21.512	33.308	47.310	266.7	37:32.405
15	2	1:40.710	21.353	32.367	46.990	268.0	39:13.115
16	2	1:41.520	21.143	32.345	48.032	267.3	40:54.635
17	2	1:58.540 B	21.328	32.615	1:04.597	267.3	42:53.175

10 Racing Spirit of Leman Ligier JS P320 - Nissan LMP3
 1. Alexander MATTSCHULL
 2. Tom DILLMANN

1	1	3:48.402	2:11.828	41.721	54.853	166.2	3:48.402
2	1	1:47.981	23.308	35.992	48.681	257.8	5:36.383
3	1	1:42.138 B	21.658	34.063	...	268.0	20:04.521
4	1	4:21.477	2:57.343	35.547	48.587	125.0	24:25.998
5	1	1:42.069	21.293	33.203	47.573	268.7	26:08.067
6	1	1:41.355	21.249	32.907	47.199	272.0	27:49.422
7	1	2:43.534	38.960	1:11.684	52.890	233.3	30:32.956
8	1	1:45.519	22.120	35.115	48.284	268.0	32:18.475
9	1	1:41.103	21.171	32.841	47.091	272.0	33:59.578
10	1	1:40.925	21.006	32.967	46.952	271.4	35:40.503
11	1	1:41.179	21.232	32.804	47.143	271.4	37:21.682
12	1	1:43.817	21.893	34.451	47.473	274.8	39:05.499
13	1	4:01.056 B	21.094	33.105	3:06.857	272.7	43:06.555
14	1	2:58.612	39.512	42.315	1:36.785	178.2	46:05.167
15	1	3:41.749	1:03.255	1:09.575	1:28.919	75.5	49:46.916
16	1	1:47.502	21.459	35.949	50.094	268.7	51:34.418
17	1	3:32.596 B	21.120	33.253	2:38.223	271.4	55:07.014
18	2	2:01.756	36.132	32.981	52.643	186.5	57:08.770
19	2	1:40.080	20.920	32.453	46.707	272.0	58:48.850
20	2	1:39.739	20.926	32.196	46.617	272.0	1:00:28.589

11 WTM Racing Duqueine M30 - D08 - Nissan LMP3
 1. Torsten KRATZ
 2. Leonard WEISS

1	1	2:17.674	49.400	37.851	50.423	164.4	2:17.674
2	1	1:47.868	22.066	34.950	50.852	270.0	4:05.542
3	1	1:43.165	21.813	33.585	47.767	274.1	5:48.707
4	1	1:48.078	21.686	36.029	50.363	261.5	7:36.785
5	1	1:42.395	21.399	33.564	47.432	275.5	9:19.180
6	1	1:45.787	21.619	33.207	50.961	273.4	11:04.967
7	1	12:05.129 B	21.213	33.315	...	274.8	23:10.096
8	2	1:58.051	36.204	33.520	48.327	192.5	25:08.147
9	2	1:42.158	21.219	33.298	47.641	274.1	26:50.305
10	2	2:19.362	20.918	33.794	1:24.650	274.1	29:09.667
11	2	2:00.031	38.601	34.079	47.351	80.7	31:09.698
12	2	1:42.957	21.066	33.717	48.174	276.9	32:52.655
13	2	1:42.284	21.595	33.243	47.446	274.8	34:34.939
14	2	1:40.284	20.939	32.331	47.014	275.5	36:15.223
15	2	1:41.530	21.579	32.672	47.279	276.9	37:56.753
16	2	1:43.193	21.072	33.725	48.396	276.2	39:39.946
17	2	1:40.192	21.015	32.383	46.794	274.1	41:20.138
18	2	1:41.693	21.124	33.558	47.011	274.8	43:01.831
19	2	10:35.061 B	6:03.088	47.024	3:44.949	274.8	53:36.892



Michelin Le Mans Cup

Imola Round

Free Practice 1

Sector Analysis

Amended

Lap	D	Time	Sector 1	Sector 2	Sector 3	T. Spd	Elapsed	Lap under Red Flag	Invalidated Lap	Personal Best	Session Best	Crossing the pit lane
20	1	1:58.011	36.504	34.047	47.460	185.6	55:34.903					
21	1	1:41.343	21.319	32.971	47.053	272.0	57:16.246					
22	1	1:40.772	21.017	32.711	47.044	274.1	58:57.018					
23	1	1:42.247	20.975	33.232	48.040	275.5	1:00:39.265					

13 **Haegeli by T2 Racing**
 1. Pieder DECURTINS
 2. Lars KERN
 Duqueine M30 - D08 - Nissan
 LMP3

1	2	6:12.504	1:42.107	40.192	3:50.205	155.4	6:12.504					
2	2	2:05.612	36.980	34.296	54.336	184.9	8:18.116					
3	2	1:42.094	21.911	33.232	46.951	271.4	10:00.210					
4	2	1:41.263	21.791	32.980	46.492	274.8	11:41.473					
5	2	10:46.744	32.745	1:11.270	9:02.729	273.4	22:28.217					
6	2	2:07.168	42.582	33.980	50.606	170.3	24:35.385					
7	2	1:42.159	21.614	33.288	47.257	274.1	26:17.544					
8	2	1:39.604	20.922	32.499	46.183	273.4	27:57.148					
9	2	5:16.393	46.964	1:04.968	3:24.461	251.7	33:13.541					
10	1	2:01.890	38.335	34.412	49.143	181.2	35:15.431					
11	1	1:41.918	21.290	33.110	47.518	280.5	36:57.349					
12	1	1:41.786	21.143	33.310	47.333	273.4	38:39.135					
13	1	1:41.762	21.215	32.963	47.584	272.7	40:20.897					
14	1	1:41.564	21.119	32.763	47.682	276.2	42:02.461					
15	1	6:08.992	27.403	35.818	5:05.771	273.4	48:11.453					
16	1	2:36.516	1:05.830	42.312	48.374	77.4	50:47.969					
17	1	1:43.519	21.640	33.342	48.537	270.0	52:31.488					
18	1	1:42.327	21.317	33.369	47.641	273.4	54:13.815					
19	1	1:42.132	21.171	33.061	47.900	283.5	55:55.947					
20	1	1:43.908	21.280	33.016	49.612	272.7	57:39.855					
21	1	1:41.159	21.151	32.858	47.150	283.5	59:21.014					
22	1	1:42.064	21.064	33.719	47.281	270.7	1:01:03.078					

14 **DKR Engineering**
 1. James WINSLOW
 2. Alexander BUKHANTSOV
 Duqueine M30 - D08 - Nissan
 LMP3

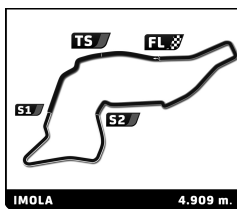
1	2	2:10.618	37.657	40.326	52.635	139.5	2:10.618					
2	2	1:48.833	22.342	37.946	48.545	269.3	3:59.451					
3	2	1:45.634	21.746	34.350	49.538	276.2	5:45.085					
4	2	1:46.087	21.585	33.474	51.028	268.7	7:31.172					
5	2	1:43.155	21.320	33.995	47.840	279.8	9:14.327					
6	2	1:43.255	21.449	33.977	47.829	270.7	10:57.582					
7	2	2:39.793	22.956	36.582	1:40.255	271.4	13:37.375					
8	2	9:22.782	7:58.012	35.558	49.212	170.3	23:00.157					
9	2	1:45.252	21.801	33.757	49.694	269.3	24:45.409					
10	2	1:42.290	21.257	33.394	47.639	272.0	26:27.699					
11	2	2:07.374	21.964	38.049	1:07.361	272.0	28:35.073					
12	2	2:19.501	54.373	37.263	47.865	82.0	30:54.574					
13	2	1:41.758	21.241	33.346	47.171	281.2	32:36.332					
14	2	1:42.188	21.257	33.375	47.556	270.0	34:18.520					
15	2	1:41.992	21.102	33.240	47.650	277.6	36:00.512					
16	2	1:45.030	21.158	33.388	50.484	282.7	37:45.542					
17	2	4:21.858	22.431	34.578	3:24.849	271.4	42:07.400					
18	1	2:01.252	37.517	34.313	49.422	175.3	44:08.652					
19	1	3:13.845	26.037	1:09.737	1:38.071	271.4	47:22.497					
20	1	2:57.753	54.261	1:07.577	55.915	81.8	50:20.250					
21	1	1:40.312	20.991	32.539	46.782	276.2	52:00.562					

17 **IDEC Sport**
 1. Patrice LAFARGUE
 2. Dino LUNARDI
 Ligier JS P320 - Nissan
 LMP3

1	2	3:41.626	2:13.437	38.569	49.620	178.5	3:41.626					
2	2	1:41.851	21.507	32.978	47.366	262.8	5:23.477					
3	2	1:49.801	21.047	33.698	55.056	268.7	7:13.278					
4	2	1:39.509	20.991	32.032	46.486	267.3	8:52.787					
5	2	13:32.627	23.259	36.517	...	268.7	22:25.414					
6	1	2:11.791	45.694	36.309	49.788	157.7	24:37.205					
7	1	1:45.519	21.994	34.358	49.167	268.7	26:22.724					
8	1	1:54.784	21.668	33.615	59.501	267.3	28:17.508					
9	1	2:29.584	55.128	46.171	48.285	81.6	30:47.092					
10	1	1:42.392	21.495	33.342	47.555	268.0	32:29.484					
11	1	1:42.582	21.571	33.351	47.660	266.0	34:12.066					
12	1	1:42.212	21.686	33.449	48.977	270.0	35:55.278					
13	1	1:44.131	21.766	34.498	47.867	270.0	37:39.409					
14	1	4:05.376	21.710	34.557	3:09.109	271.4	41:44.785					
15	1	2:04.640	38.435	35.292	50.913	158.8	43:49.425					
16	1	2:58.443	22.758	57.810	1:37.875	267.3	46:47.868					
17	1	3:13.920	54.491	1:08.245	1:11.184	81.7	50:01.788					
18	1	1:43.841	22.183	33.669	47.989	262.8	51:45.629					
19	1	1:42.871	21.502	33.260	48.109	269.3	53:28.500					
20	1	1:42.867	21.631	33.242	47.994	272.0	55:11.367					

20 **Optimum Motorsport**
 1. Mark CRADER
 2. Alex MORTIMER
 Duqueine M30 - D08 - Nissan
 LMP3

1	1	2:48.772	1:16.942	38.563	53.267	156.3	2:48.772					
2	1	1:48.369	23.788	35.317	49.264	249.4	4:37.141					
3	1	1:45.139	22.255	34.208	48.676	268.0	6:22.280					
4	1	1:46.806	22.215	34.123	50.468	268.7	8:09.086					
5	1	1:43.756	21.932	33.649	48.175	268.0	9:52.842					
6	1	1:43.251	21.694	33.520	48.037	262.8	11:36.093					
7	1	7:33.827	22.708	1:04.222	6:06.897	268.7	19:09.920					
8	1	6:13.602	4:51.180	33.878	48.544	178.2	25:23.522					
9	1	1:42.915	21.837	33.123	47.955	277.6	27:06.437					
10	1	4:35.000	21.458	43.957	3:29.585	269.3	31:41.437					
11	2	1:59.646	37.783	34.006	47.857	181.5	33:41.083					
12	2	1:45.863	21.373	36.250	48.240	269.3	35:26.946					
13	2	1:41.244	21.376	32.513	47.355	268.0	37:08.190					
14	2	1:44.274	21.159	34.229	48.886	271.4	38:52.464					
15	2	1:47.750	21.476	35.660	50.614	271.4	40:40.214					
16	2	1:40.764	21.221	32.531	47.012	269.3	42:20.978					
17	2	1:43.618	23.136	32.835	47.647	266.7	44:04.596					
18	2	3:04.415	23.309	1:03.846	1:37.260	254.7	47:09.011					
19	2	3:01.282	54.819	1:08.000	58.463	81.3	50:10.293					
20	2	1:40.796	21.380	32.380	47.036	267.3	51:51.089					
21	2	1:40.460	21.145	32.334	46.981	270.0	53:31.549					
22	2	1:43.395	21.174	32.858	49.363	268.7	55:14.944					
23	2	1:45.774	21.165	32.747	51.862	268.0	57:00.718					



Michelin Le Mans Cup

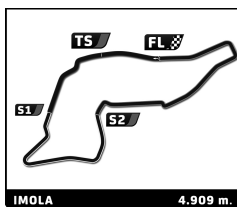
Imola Round

Free Practice 1

Sector Analysis

Amended

Lap under Red Flag										Invalidated Lap		Personal Best	Session Best	B Crossing the pit lane	
Lap	D	Time	Sector 1	Sector 2	Sector 3	T. Spd	Elapsed	Lap	D	Time	Sector 1	Sector 2	Sector 3	T. Spd	Elapsed
22		United Autosports									Ligier JS P320 - Nissan				
		1. Andres LATORRE									LMP3				
		2. Garnet PATTERSON													
1	1	6:04.638 B	47.863	41.027	4:35.748	150.2	6:04.638								
2	1	2:07.426	37.926	35.793	53.707	179.4	8:12.064								
3	1	1:46.753	22.287	34.774	49.692	260.9	9:58.817								
4	1	1:46.748	22.209	35.107	49.432	260.9	11:45.565								
5	1	7:45.003 B	48.512	52.744	6:03.747	255.3	19:30.568								
6	1	4:47.648	3:22.665	35.162	49.821	172.8	24:18.216								
7	1	1:45.465	21.945	34.201	49.319	263.4	26:03.681								
8	1	1:44.138	21.704	33.718	48.716	262.8	27:47.819								
9	1	2:34.539	36.167	1:07.858	50.514	251.7	30:22.358								
10	1	1:44.239	21.816	33.846	48.577	264.1	32:06.597								
11	1	1:43.375	21.594	33.500	48.281	265.4	33:49.972								
12	1	1:44.077	21.825	34.015	48.237	266.0	35:34.049								
13	1	1:43.036	21.531	33.518	47.987	264.7	37:17.085								
14	1	1:42.723	21.455	33.003	48.265	266.0	38:59.808								
15	1	1:47.095	22.643	34.902	49.550	266.7	40:46.903								
16	1	1:48.704	24.065	35.561	49.078	266.7	42:35.607								
17	1	3:54.146 B	21.938	33.908	2:58.300	264.7	46:29.753								
18	2	3:23.404	58.712	1:07.785	1:16.907	81.4	49:53.157								
19	2	1:44.542	21.484	35.135	47.923	266.0	51:37.699								
20	2	1:41.219	21.124	32.707	47.388	268.0	53:18.918								
21	2	1:43.350	21.384	33.064	48.902	271.4	55:02.268								
22	2	1:42.222	21.392	33.165	47.665	270.0	56:44.490								
23	2	1:40.532	21.104	32.631	46.797	267.3	58:25.022								
24	2	1:43.074	21.448	33.411	48.215	270.7	1:00:08.096								
23		United Autosports									Ligier JS P320 - Nissan				
		1. John SCHAUERMAN									LMP3				
		2. Wayne BOYD													
1	1	2:31.784	59.330	39.479	52.975	152.5	2:31.784								
2	1	1:46.839	22.518	35.209	49.112	264.7	4:18.623								
3	1	1:51.032	25.159	35.461	50.412	250.6	6:09.655								
4	1	1:42.600	21.478	33.332	47.790	266.7	7:52.255								
5	1	1:52.237	21.423	34.562	56.252	268.7	9:44.492								
6	1	1:46.799	21.830	33.768	51.201	271.4	11:31.291								
7	1	3:04.775 B	21.428	58.756	1:44.591	268.7	14:36.066								
8	1	8:33.828	7:09.704	35.897	48.227	167.4	23:09.894								
9	1	1:43.958	21.410	33.641	48.907	266.0	24:53.852								
10	1	1:44.080	21.700	33.413	48.967	266.7	26:37.932								
11	1	2:27.961	22.016	34.529	1:31.416	269.3	29:05.893								
12	1	2:03.025	40.773	34.224	48.028	81.8	31:08.918								
13	1	1:46.099	21.387	35.048	49.664	268.0	32:55.017								
14	1	1:48.714	21.998	36.019	50.697	268.7	34:43.731								
15	1	1:41.862	21.265	33.088	47.509	266.0	36:25.593								
16	1	1:41.340	21.086	32.831	47.423	267.3	38:06.933								
17	1	5:17.457 B	21.057	1:26.370	3:30.030	269.3	43:24.390								
18	2	3:02.328	41.569	43.827	1:36.932	184.3	46:26.718								
19	2	3:24.612	54.312	1:08.019	1:22.281	82.2	49:51.330								
20	2	1:42.166	21.102	32.417	48.647	265.4	51:33.496								
21	2	1:39.620	20.857	32.803	45.960	267.3	53:13.116								
22	2	1:59.206 B	22.259	33.630	1:03.317	277.6	55:12.322								
24		H24 Racing									H24 INN				
		1. Stéphane RICHELMI													
1	1	2:22.941	43.862	42.370	56.709	148.6	2:22.941								
2	1	1:53.524	24.106	37.338	52.080	223.6	4:16.465								
3	1	1:55.144	24.305	37.581	53.258	217.7	6:11.609								
4	1	1:57.122	25.108	38.098	53.916	198.2	8:08.731								
27		24-7 Motorsport									Ligier JS P320 - Nissan				
		1. Andrew FERGUSON									LMP3				
		2. Louis HAMILTON-SMITH													
1	2	3:33.468	2:03.686	37.969	51.813	166.2	3:33.468								
2	2	1:47.108	22.977	35.064	49.067	266.7	5:20.576								
3	2	1:57.591	22.329	34.938	1:00.324	270.0	7:18.167								
4	2	1:43.633	21.626	33.481	48.526	267.3	9:01.800								
5	2	1:43.699	21.661	33.714	48.324	267.3	10:45.499								
6	2	2:03.288 B	21.624	33.840	1:07.824	268.0	12:48.787								
7	2	10:27.394 B	8:44.244	36.021	1:07.129	172.5	23:16.181								
8	2	3:41.747	2:18.493	34.319	48.935	172.8	26:57.928								
9	2	2:26.967	21.545	33.805	1:31.617	268.0	29:24.895								
10	2	1:51.566	30.449	33.484	47.633	203.8	31:16.461								
11	2	1:42.249	21.343	33.223	47.683	270.7	32:58.710								
12	2	1:50.295	22.042	35.041	53.212	251.7	34:49.005								
13	2	1:42.054	21.372	33.058	47.624	269.3	36:31.059								
14	2	1:41.500	21.135	32.778	47.587	270.0	38:12.559								
15	2	1:44.317	21.225	33.491	49.601	270.7	39:56.876								
16	2	1:41.014	21.374	32.645	46.995	270.0	41:37.890								
17	2	1:40.711	20.957	32.777	46.977	270.0	43:18.601								
18	2	2:28.907 B	21.095	33.579	1:34.233	270.0	45:47.508								
19	1	4:51.641	3:11.714	50.504	49.423	82.0	50:39.149								
20	1	1:44.084	21.927	33.748	48.409	268.0	52:23.233								
21	1	1:44.178	21.701	33.967	48.510	269.3	54:07.411								
22	1	1:44.638	21.835	34.274	48.529	267.3	55:52.049								
23	1	1:59.311	23.212	47.258	48.841	268.7	57:51.360								
24	1	1:44.220	21.673	33.961	48.586	268.7	59:35.580								
25	1	1:45.616	21.740	35.290	48.586	268.7	1:01:21.196								
28		MV2S Forestier Racing									Ligier JS P320 - Nissan				
		1. Christophe CRESP									LMP3				
		2. Emilien CARDE													
1	1	3:57.389	2:30.287	37.739	49.363	168.5	3:57.389								
2	1	1:44.466	21.687	34.232	48.547	265.4	5:41.855								
3	1	1:43.214	21.467	33.234	48.513	264.7	7:25.069								
4	1	1:43.264	21.541	33.522	48.201	266.0	9:08.333								
5	1	1:42.445	21.451	33.530	47.464	268.0									



Michelin Le Mans Cup

Imola Round

Free Practice 1

Sector Analysis

Amended

Lap under Red Flag Invalidated Lap Personal Best Session Best Crossing the pit lane

Lap	D	Time	Sector 1	Sector 2	Sector 3	T. Spd	Elapsed	Lap	D	Time	Sector 1	Sector 2	Sector 3	T. Spd	Elapsed	
14	1	4:09.513	B	21.868	33.652	3:13.993	265.4	39:04.137	14	2	1:42.914	20.908	33.012	48.994	271.4	38:04.321
15	2	1:58.251		37.101	33.542	47.608	179.7	41:02.388	15	2	1:42.334	20.859	32.827	48.648	274.1	39:46.655
16	2	1:40.864		21.263	32.655	46.946	270.0	42:43.252	16	2	1:40.800	21.151	32.689	46.960	273.4	41:27.455
17	2	1:44.047		20.969	32.914	50.164	270.7	44:27.299	17	2	1:45.240	20.883	32.814	51.543	273.4	43:12.695
18	2	3:29.804		44.894	1:07.695	1:37.215	81.9	47:57.103	18	2	2:21.616	21.613	32.864	1:27.139	272.7	45:34.311
19	2	2:36.607		54.392	54.186	48.029	81.8	50:33.710	19	2	3:41.490	54.569	1:07.961	1:38.960	81.8	49:15.801
20	2	1:41.706		21.321	32.960	47.425	268.0	52:15.416	20	2	1:56.528	35.523	32.822	47.183	151.7	51:12.329
21	2	1:40.746		21.041	32.747	46.958	271.4	53:56.162	21	2	1:41.242	21.295	32.892	47.055	270.7	52:53.571
22	2	1:40.896		20.988	32.443	47.465	270.7	55:37.058	22	2	1:41.727	21.125	33.541	47.061	273.4	54:35.298
23	2	1:40.718		21.247	32.656	46.815	270.7	57:17.776	23	2	1:40.679	21.032	32.659	46.988	272.7	56:15.977
24	2	1:40.288		20.927	32.536	46.825	272.0	58:58.064	24	2	1:40.322	20.986	32.657	46.679	273.4	57:56.299
									25	2	1:40.479	21.034	32.758	46.687	274.8	59:36.778
									26	2	1:41.005	21.059	33.160	46.786	276.2	1:01:17.783

29 **MV2S Forestier Racing** Ligier JS P320 - Nissan
 1. Louis ROUSSET LMP3
 2. Jérôme DE SADELEER

1	1	4:53.217		3:27.252	36.354	49.611	174.8	4:53.217
2	1	1:43.009		21.683	33.782	47.544	267.3	6:36.226
3	1	1:42.070		21.434	32.827	47.809	268.7	8:18.296
4	1	1:47.165		21.148	32.890	53.127	274.1	10:05.461
5	1	1:40.137		20.906	32.417	46.814	271.4	11:45.598
6	1	3:30.826	B	31.464	1:08.789	1:50.573	268.7	15:16.424
7	1	7:52.083		6:29.688	34.314	48.081	179.7	23:08.507
8	1	1:54.339		21.498	34.330	58.511	272.0	25:02.846
9	1	1:40.543		20.994	32.393	47.156	272.0	26:43.389
10	1	2:28.348		21.262	38.667	1:28.419	272.7	29:11.737
11	1	2:18.865		45.528	41.420	51.917	81.8	31:30.602
12	1	1:40.423		21.011	32.367	47.045	270.7	33:11.025
13	1	7:05.882	B	20.949	36.643	6:08.290	272.7	40:16.907
14	2	1:58.492		36.995	34.018	47.479	186.2	42:15.399
15	2	1:40.998		21.038	32.712	47.248	270.0	43:56.397
16	2	3:16.581		30.994	1:07.662	1:37.925	269.3	47:12.978
17	2	3:03.607		54.677	1:08.043	1:00.887	81.8	50:16.585
18	2	1:41.227		21.231	32.959	47.037	269.3	51:57.812
19	2	1:42.208		21.023	33.586	47.599	270.7	53:40.020
20	2	1:40.300		20.995	32.499	46.806	270.0	55:20.320
21	2	1:40.806		20.903	32.141	47.762	271.4	57:01.126
22	2	1:40.603		21.180	32.680	46.743	274.1	58:41.729
23	2	1:45.077		21.331	33.847	49.899	276.2	1:00:26.806

30 **Frikadelli Racing Team** Ligier JS P320 - Nissan
 1. Klaus ABBELEN LMP3
 2. Felipe LASER

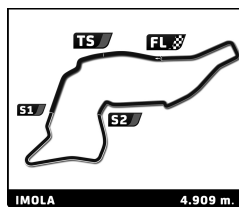
1	2	2:35.383		1:08.761	36.458	50.164	179.7	2:35.383
2	2	1:45.702		21.670	34.009	50.023	268.7	4:21.085
3	2	1:42.194		21.267	33.437	47.490	272.0	6:03.279
4	2	1:46.175		21.399	35.269	49.507	273.4	7:49.454
5	2	1:54.068		21.115	39.918	53.035	272.7	9:43.522
6	2	1:40.467		20.955	32.634	46.878	272.7	11:23.989
7	2	8:13.503	B	21.621	53.984	6:57.898	274.1	19:37.492
8	2	4:33.726		3:10.830	34.681	48.215	184.0	24:11.218
9	2	1:40.735		20.970	32.765	47.000	270.7	25:51.953
10	2	1:40.233		20.877	32.618	46.738	272.0	27:32.186
11	2	5:05.570	B	21.065	1:02.955	3:41.550	272.0	32:37.756
12	2	2:02.623		37.206	35.596	49.821	184.6	34:40.379
13	2	1:41.028		21.042	32.763	47.223	271.4	36:21.407

31 **AF Corse** Ligier JS P320 - Nissan
 1. Kriton LENTOUDIS LMP3
 2. Rui AGUAS

1	2	3:27.011		2:01.953	35.793	49.265	178.2	3:27.011
2	2	1:45.169		21.975	34.554	48.640	264.1	5:12.180
3	2	1:41.502		21.627	32.988	46.887	263.4	6:53.682
4	2	1:41.798		21.235	32.755	47.808	264.7	8:35.480
5	2	1:40.910		21.296	32.801	46.813	266.0	10:16.390
6	2	2:06.454	B	21.287	32.742	1:12.425	267.3	12:22.844
7	1	1:31.953		...	35.146	49.755	169.8	23:54.797
8	1	1:46.822		22.648	34.851	49.323	264.7	25:41.619
9	1	1:45.981		22.649	34.478	48.854	265.4	27:27.600
10	1	2:34.592		22.590	1:04.686	1:07.316	265.4	30:02.192
11	1	1:45.014		22.050	34.069	48.895	264.7	31:47.206
12	1	1:47.124		22.095	34.239	50.790	266.0	33:34.330
13	1	1:46.040		22.482	34.327	49.231	266.7	35:20.370
14	1	1:46.443		22.238	34.977	49.228	266.0	37:06.813
15	1	1:47.866		22.100	34.403	51.363	266.0	38:54.679
16	1	1:46.609		22.636	34.670	49.303	267.3	40:41.288
17	1	2:02.665	B	22.104	34.215	1:06.346	266.7	42:43.953
18	2	8:43.756		7:20.947	33.807	49.002	185.6	51:27.709
19	2	1:41.811		21.337	32.958	47.516	274.1	53:09.520
20	2	1:47.072		24.325	34.426	48.321	272.0	54:56.592
21	2	1:41.168		21.049	32.812	47.307	272.0	56:37.760
22	2	1:50.341		24.076	35.537	50.728	273.4	58:28.101

32 **United Autosports** Ligier JS P320 - Nissan
 1. Daniel SCHNEIDER LMP3
 2. Andrew MEYRICK

1	1	2:30.172		56.597	40.356	53.219	150.8	2:30.172
2	1	1:47.792		23.311	35.497	48.984	262.1	4:17.964
3	1	1:46.434		22.836	34.525	49.073	250.6	6:04.398
4	1	1:45.737		22.288	33.944	49.505	241.1	7:50.135
5	1	1:43.594		21.637	33.493	48.464	266.7	9:33.729
6	1	1:42.659		21.600	33.330	47.729	266.0	11:16.388
7	1	3:00.100	B	21.531	43.151	1:55.418	266.7	14:16.488
8	1	8:49.386		7:25.575	34.936	48.875	165.1	23:05.874
9	1	1:44.628		21.972	34.462	48.194	266.7	24:50.502
10	1	1:42.063		21.554	33.057	47.452	266.7	26:32.565
11	1	2:10.204		21.487	35.833	1:12.884	262.1	28:42.769
12	1	2:20.346		52.380	37.399	50.567	80.2	31:03.115



Michelin Le Mans Cup

Imola Round

Free Practice 1

Amended

Sector Analysis

Lap under Red Flag Invalidated Lap Personal Best Session Best B Crossing the pit lane

Lap	D	Time	Sector 1	Sector 2	Sector 3	T. Spd	Elapsed	Lap	D	Time	Sector 1	Sector 2	Sector 3	T. Spd	Elapsed
13	1	1:48.722	23.280	36.303	49.139	234.3	32:51.837	9	2	1:41.445	20.930	32.914	47.601	267.3	26:23.270
14	1	1:42.965	22.065	33.355	47.545	269.3	34:34.802	10	2	1:53.390	21.234	33.696	58.460	272.7	28:16.660
15	1	1:42.741	21.977	33.272	47.492	250.0	36:17.543	11	2	2:24.141	54.137	42.962	47.042	82.3	30:40.801
16	1	1:42.621	21.491	33.069	48.061	266.7	38:00.164	12	2	1:40.024	20.941	32.361	46.722	268.7	32:20.825
17	1	1:43.417	21.529	33.320	48.568	270.0	39:43.581	13	2	1:41.131	21.941	32.727	46.463	270.0	34:01.956
18	1	1:41.715	21.421	32.964	47.330	267.3	41:25.296	14	2	1:40.250	20.791	32.362	47.097	268.7	35:42.206
19	1	3:52.045 B	21.305	33.909	2:56.831	273.4	45:17.341	15	2	1:40.113	20.873	32.784	46.456	272.0	37:22.319
20	2	3:45.187	58.490	1:08.499	1:38.198	81.0	49:02.528	16	2	1:41.191	21.371	33.204	46.616	274.1	39:03.510
21	2	2:00.797	41.241	32.804	46.752	80.9	51:03.325	17	2	1:41.673	20.851	33.234	47.588	268.0	40:45.183
22	2	1:40.158	21.061	32.385	46.712	264.7	52:43.483	18	2	1:43.644	21.582	34.723	47.339	274.1	42:28.827
23	2	1:39.671	21.027	32.312	46.332	268.7	54:23.154	19	2	1:40.902	20.814	32.549	47.539	270.7	44:09.729
24	2	1:40.865	20.992	33.156	46.717	268.7	56:04.019	20	2	5:07.445 B	25.728	1:09.400	3:32.317	269.3	49:17.174
25	2	1:39.625	20.964	32.318	46.343	267.3	57:43.644	21	1	2:09.940	41.717	35.704	52.519	165.1	51:27.114
26	2	1:44.095	21.367	33.701	49.027	271.4	59:27.739	22	1	1:44.042	22.137	34.045	47.860	270.7	53:11.156
27	2	1:39.531	20.852	32.345	46.334	268.7	1:01:07.270	23	1	1:51.020	23.124	37.922	49.974	274.8	55:02.176

33 Team Virage
 1. Rob HODES
 2. Ian RODRIGUEZ
 Ligier JS P320 - Nissan LMP3

1	2	3:09.276	1:41.399	35.949	51.928	159.5	3:09.276
2	2	1:41.857	21.349	33.318	47.190	266.0	4:51.133
3	2	1:40.099	21.067	32.483	46.549	268.0	6:31.232
4	2	1:45.043	20.869	32.216	51.958	267.3	8:16.275
5	2	1:42.482	22.386	33.182	46.914	270.7	9:58.757
6	2	1:39.040	20.952	32.081	46.007	268.0	11:37.797
7	2	11:48.976 B	23.510	1:11.517	...	271.4	23:26.773
8	1	2:04.548	39.217	35.581	49.750	174.5	25:31.321
9	1	1:43.851	21.650	33.852	48.349	266.0	27:15.172
10	1	2:32.524	21.637	49.996	1:20.891	268.0	29:47.696
11	1	1:44.188	21.756	34.127	48.305	266.0	31:31.884
12	1	1:42.716	21.380	33.644	47.692	269.3	33:14.600
13	1	1:45.107	21.288	33.562	50.257	269.3	34:59.707
14	1	1:52.297	21.504	35.411	55.382	270.0	36:52.004
15	1	1:42.858	21.390	33.694	47.774	269.3	38:34.862
16	1	1:43.220	21.451	33.790	47.979	270.0	40:18.082
17	1	1:42.789	21.529	33.665	47.595	270.0	42:00.871
18	1	1:44.142	22.167	34.382	47.593	268.7	43:45.013
19	1	7:30.868 B	24.730	55.255	6:10.883	268.7	51:15.881
20	1	2:02.959	37.785	35.820	49.354	181.8	53:18.840
21	1	1:46.512	22.180	34.345	49.987	274.8	55:05.352
22	1	1:45.629	22.703	34.745	48.181	266.0	56:50.981
23	1	1:44.311	22.018	34.066	48.227	273.4	58:35.292
24	1	1:43.536	21.340	32.952	48.244	274.1	1:00:18.828

37 CD Sport
 1. Fabien MICHAL
 2. Adam ETEKI
 Ligier JS P320 - Nissan LMP3

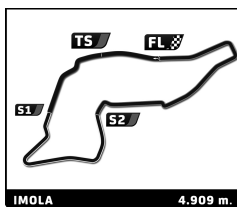
1	1	2:26.685	54.232	40.128	52.325	173.9	2:26.685
2	1	1:48.012	23.064	35.281	49.667	227.8	4:14.697
3	1	1:41.190	21.293	32.814	47.083	270.7	5:55.887
4	1	1:41.471	20.986	32.905	47.580	272.0	7:37.358
5	1	2:02.268	27.148	39.593	55.527	241.6	9:39.626
6	1	1:48.790	21.076	32.993	54.721	271.4	11:28.416
7	1	11:10.989 B	21.164	55.360	9:54.465	269.3	22:39.405
8	2	2:02.420	41.575	33.267	47.578	169.0	24:41.825

40 GRAFF Racing
 1. Luis SANJUAN
 2. Théo VAUCHER
 Ligier JS P320 - Nissan LMP3

1	2	3:51.210	2:21.776	38.481	50.953	172.2	3:51.210
2	2	1:47.564	23.734	34.476	49.354	259.0	5:38.774
3	2	5:43.908 B	21.762	33.171	4:48.975	270.7	11:22.682
4	2	10:56.787 B	37.233	1:04.794	9:14.760	181.5	22:19.469
5	2	2:14.212	45.952	37.856	50.404	171.7	24:33.681
6	2	1:43.725	22.019	33.742	47.964	268.7	26:17.406
7	2	1:47.326	21.737	33.016	52.573	270.7	28:04.732
8	2	2:34.239	54.805	51.032	48.402	81.1	30:38.971
9	2	1:41.404	21.184	32.788	47.432	270.0	32:20.375
10	2	3:11.374 B	22.804	34.529	2:14.041	255.3	35:31.749
11	1	2:06.601	40.224	37.340	49.037	163.9	37:38.350
12	1	1:44.425	22.552	34.393	47.480	275.5	39:22.775
13	1	1:44.107	21.616	33.488	49.003	272.0	41:06.882
14	1	1:42.205	21.392	33.287	47.526	272.7	42:49.087
15	1	1:56.143	21.488	33.189	1:01.466	272.7	44:45.230
16	1	3:41.417	54.485	1:08.402	1:38.530	81.6	48:26.647
17	1	2:24.583	54.527	40.162	49.894	81.5	50:51.230
18	1	1:42.391	21.390	33.778	47.223	271.4	52:33.621
19	1	1:42.246	21.370	33.751	47.125	274.1	54:15.867
20	1	1:41.490	21.319	33.003	47.168	272.7	55:57.357
21	1	1:44.829	21.839	33.966	49.024	272.7	57:42.186
22	1	1:41.418	21.393	33.179	46.846	271.4	59:23.604

43 Racing Spirit of Leman
 1. Jacques WOLFF
 2. Josh SKELTON
 Ligier JS P320 - Nissan LMP3

1	1	2:33.676	1:00.490	39.347	53.839	168.0	2:33.676
2	1	1:45.711	22.331	34.666	48.714	265.4	4:19.387
3	1	1:46.989	22.937	35.912	48.140	250.6	6:06.376
4	1	1:44.119	21.676	33.601	48.842	270.7	7:50.495
5	1	1:43.623	21.917	33.666	48.040	270.0	9:34.118
6	1	1:44.195	21.806	33.625	48.764	272.0	11:18.313
7	1	5:43.356 B	21.384	44.437	4:37.535	270.7	17:01.669



Michelin Le Mans Cup

Imola Round

Free Practice 1

Amended

IMOLA 4.909 m. Sector Analysis

Lap under Red Flag Invalidated Lap Personal Best Session Best B Crossing the pit lane

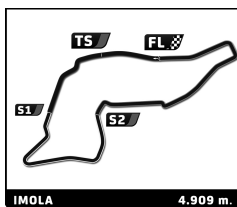
Lap	D	Time	Sector 1	Sector 2	Sector 3	T. Spd	Elapsed	Lap	D	Time	Sector 1	Sector 2	Sector 3	T. Spd	Elapsed
8	2	6:15.921	4:55.155	33.753	47.013	175.3	23:17.590	9	1	3:23.588 B	22.317	34.852	2:26.419	265.4	30:16.771
9	2	1:41.090	21.149	32.681	47.260	270.7	24:58.680	10	1	2:03.280	38.295	36.003	48.982	175.9	32:20.051
10	2	1:40.410	20.788	32.573	47.049	274.1	26:39.090	11	1	1:47.792	22.718	36.290	48.784	263.4	34:07.843
11	2	2:04.880	20.852	33.391	1:10.637	273.4	28:43.970	12	1	1:46.943	23.404	34.986	48.553	260.9	35:54.786
12	2	2:16.196	51.969	35.325	48.902	79.3	31:00.166	13	1	1:47.595	22.106	36.019	49.470	264.7	37:42.381
13	2	1:40.252	21.263	32.820	46.169	272.0	32:40.418	14	1	1:47.136	22.143	36.050	48.943	264.1	39:29.517
14	2	1:43.343	20.738	32.736	49.869	272.7	34:23.761	15	1	1:46.475	22.143	35.225	49.107	265.4	41:15.992
15	2	1:39.487	20.716	32.099	46.672	272.7	36:03.248	16	1	1:45.252	22.069	34.577	48.606	263.4	43:01.244
16	2	1:39.987	20.786	31.966	47.235	272.7	37:43.235	17	1	6:08.808 B	22.459	35.282	5:11.067	264.1	49:10.052
17	2	1:42.983	21.230	32.474	49.279	275.5	39:26.218	18	1	2:08.350	43.415	35.430	49.505	131.1	51:18.402
18	2	1:39.409	20.787	32.108	46.514	271.4	41:05.627	19	1	1:46.697	22.241	35.856	48.600	262.8	53:05.099
19	2	1:38.922	20.782	32.217	45.923	274.8	42:44.549	20	1	1:45.652	22.321	34.582	48.749	263.4	54:50.751
20	2	3:51.120 B	20.874	33.207	2:57.039	274.1	46:35.669	21	1	1:45.354	22.238	34.526	48.590	264.1	56:36.105
21	1	3:23.383	58.332	1:07.866	1:17.185	81.1	49:59.052	22	1	1:45.255	22.104	34.636	48.515	263.4	58:21.360
22	1	1:42.920	21.346	33.459	48.115	267.3	51:41.972	23	1	1:47.214	22.208	34.834	50.172	264.1	1:00:08.574
23	1	1:44.115	21.141	34.322	48.652	271.4	53:26.087								
24	1	1:42.821	21.229	33.747	47.845	272.7	55:08.908								
25	1	1:44.316	21.286	33.702	49.328	276.9	56:53.224								
26	1	1:42.767	21.284	33.352	48.131	271.4	58:35.991								
27	1	1:43.275	21.358	33.774	48.143	273.4	1:00:19.266								

44		GMB Motorsport		Honda NSX GT3			
		1. Gustav BIRCH		GT3			
		2. Jens MØLLER					
1	1	3:22.000	1:50.551	39.039	52.410	166.2	3:22.000
2	1	1:50.415	23.315	36.909	50.191	259.6	5:12.415
3	1	1:50.587	23.922	36.864	49.801	245.5	7:03.002
4	1	1:48.973	23.003	36.016	49.954	260.9	8:51.975
5	1	13:40.913 B	23.012	36.346	...	260.2	22:32.888
6	1	2:05.629	41.058	35.743	48.828	174.8	24:38.517
7	1	1:47.235	23.028	34.895	49.312	262.1	26:25.752
8	1	2:12.372	23.288	38.388	1:10.696	262.1	28:38.124
9	1	2:24.253	54.852	38.117	51.284	81.8	31:02.377
10	1	1:46.006	22.798	34.714	48.494	260.9	32:48.383
11	1	3:57.253 B	22.708	34.667	2:59.878	260.9	36:45.636
12	1	2:00.139	36.839	34.851	48.449	178.8	38:45.775
13	1	9:22.010 B	22.125	34.430	8:25.455	261.5	48:07.785
14	2	2:36.814	57.858	49.511	49.445	81.6	50:44.599
15	2	1:47.452	22.535	35.068	49.849	260.2	52:32.051
16	2	1:49.018	22.566	36.265	50.187	254.7	54:21.069
17	2	1:47.247	22.705	35.000	49.542	261.5	56:08.316
18	2	1:46.698	22.467	35.399	48.832	261.5	57:55.014
19	2	1:46.923	22.540	35.035	49.348	260.9	59:41.937

46		Ebimotors		Porsche 911 GT3 R			
		1. Emanuele BUSNELLI		GT3			
		2. Fabio BABINI					
1	2	3:00.310	1:20.145	42.278	57.887	135.5	3:00.310
2	2	1:57.156	26.310	40.252	50.594	219.5	4:57.466
3	2	1:45.435	22.616	34.392	48.427	262.8	6:42.901
4	2	1:43.739	21.936	34.076	47.727	264.1	8:26.640
5	2	1:46.523	22.502	34.876	49.145	252.3	10:13.163
6	2	12:30.892 B	21.810	34.139	...	266.0	22:44.055
7	1	2:20.434	40.353	39.198	1:00.883	178.2	25:04.489
8	1	1:48.694	22.460	35.448	50.786	262.8	26:53.183

51		AF Corse		Ferrari 488 GT3			
		1. Marcos VIVIAN		GT3			
		2. Luke DAVENPORT					
1	2	2:31.883	1:56.274	42.118	53.491	171.7	3:31.883
2	2	1:48.148	23.155	35.569	49.424	257.1	5:20.031
3	2	1:46.091	22.450	34.806	48.835	259.0	7:06.122
4	2	1:46.358	22.294	34.619	49.445	255.9	8:52.480
5	2	1:55.134	23.123	39.024	52.987	266.0	10:47.614
6	2	2:18.813 B	22.231	34.515	1:22.067	253.5	13:06.427
7	2	10:15.231	8:49.173	36.495	49.563	172.5	23:21.658
8	2	1:46.698	22.180	34.338	50.180	257.8	25:08.356
9	2	1:53.117	22.189	34.971	55.957	261.5	27:01.473
10	2	2:34.434	22.173	38.075	1:34.186	259.0	29:35.907
11	2	1:48.735	24.185	34.573	49.977	230.8	31:24.642
12	2	1:44.875	22.029	34.336	48.510	258.4	33:09.517
13	2	1:45.952	22.104	34.372	49.476	258.4	34:55.469
14	2	1:45.345	22.239	34.170	48.936	259.0	36:40.814
15	2	1:45.230	22.249	34.255	48.726	257.1	38:26.044
16	2	2:18.372 B	22.203	40.474	1:15.695	259.0	40:44.416
17	2	4:17.248	2:31.356	35.205	1:10.687	125.6	45:01.664
18	2	3:45.344 B	54.371	1:07.647	1:43.326	81.8	48:47.008
19	2	2:19.455	52.099	35.744	51.612	81.6	51:06.463
20	2	1:45.868	22.351	34.666	48.851	259.0	52:52.331
21	2	1:47.938	22.123	35.978	49.837	259.6	54:40.269
22	2	1:44.806	22.032	34.213	48.561	260.9	56:25.075
23	2	1:46.915	22.051	34.362	50.502	259.0	58:11.990
24	2	1:44.778	22.110	34.003	48.665	258.4	59:56.768

53		RLR M Sport		Ligier JS P320 - Nissan			
		1. Tommy FOSTER		LMP3			
		2. Martin RICH					
1	1	2:38.333	1:09.890	37.848	50.595	178.8	2:38.333
2	1	1:43.252	21.856	33.568	47.828	266.0	4:21.585
3	1	1:42.922	21.279	34.194	47.449	270.0	6:04.507
4	1	1:42.316	20.911	33.441	47.964	270.7	7:46.823
5	1	1:39.344	20.765	32.287	46.292	270.0	9:26.167
6	1	1:42.203	21.557	33.457	47.189	274.1	11:08.370
7	1	6:01.789 B	20.620	32.367	5:08.802	271.4	17:10.159
8	1	6:20.288	4:51.436	35.637	53.215	182.7	23:30.447



Michelin Le Mans Cup

Imola Round

Free Practice 1

Sector Analysis

Amended

IMOLA 4.909 m.

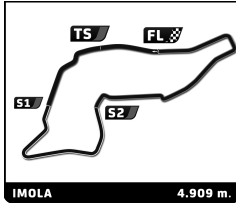
Lap under Red Flag Invalidated Lap Personal Best Session Best B Crossing the pit lane

Lap	D	Time	Sector 1	Sector 2	Sector 3	T. Spd	Elapsed	Lap	D	Time	Sector 1	Sector 2	Sector 3	T. Spd	Elapsed
9	1	1:39.316	20.860	32.133	46.323	270.7	25:09.763	14	1	1:44.077	21.677	34.237	48.163	270.0	35:30.396
10	1	1:42.417	20.863	32.650	48.904	273.4	26:52.180	15	1	1:43.112	21.606	33.464	48.042	271.4	37:13.508
11	1	5:17.037 B	20.653	32.530	4:23.854	272.7	32:09.217	16	1	1:44.241	21.918	34.280	48.043	271.4	38:57.749
12	2	2:07.402	41.608	36.289	49.505	147.7	34:16.619	17	1	1:46.421	22.126	34.897	49.398	270.7	40:44.170
13	2	1:43.174	21.512	33.631	48.031	268.7	35:59.793	18	1	1:47.265	22.224	35.046	49.995	274.1	42:31.435
14	2	1:43.181	21.259	33.616	48.306	270.0	37:42.974	19	1	3:56.268 B	21.598	33.557	3:01.113	271.4	46:27.703
15	2	1:45.348	22.325	34.348	48.675	271.4	39:28.322	20	2	3:24.884	58.587	1:07.839	1:18.458	82.1	49:52.587
16	2	1:42.406	21.329	33.439	47.638	270.0	41:10.728	21	2	1:42.434	21.597	32.826	48.011	270.0	51:35.021
17	2	1:41.987	21.191	33.407	47.389	271.4	42:52.715	22	2	1:45.473	22.083	35.855	47.535	254.7	53:20.494
18	2	6:34.631 B	21.601	32.950	5:40.080	271.4	49:27.346	23	2	2:01.225 B	21.538	33.585	1:06.102	272.7	55:21.719
19	2	2:02.329	37.183	34.807	50.339	176.8	51:29.675	24	2	1:55.139	35.384	32.507	47.248	186.9	57:16.858
20	2	1:42.436	21.460	33.218	47.758	270.7	53:12.111	25	2	1:40.386	20.816	32.739	46.831	274.1	58:57.244
21	2	1:46.463	22.480	35.525	48.458	272.7	54:58.574	26	2	1:42.634	21.493	32.884	48.257	276.9	1:00:39.878
22	2	1:43.483	21.302	33.505	48.676	269.3	56:42.057								
23	2	1:42.717	21.337	33.473	47.907	272.0	58:24.774								
24	2	1:43.914	21.461	34.195	48.258	268.7	1:00:08.688								

55		GMB Motorsport	Honda NSX GT3												
		1.Kasper H. JENSEN	GT3												
		2.Kristian POULSEN													
1	1	3:34.893	1:57.633	44.440	52.820	169.0	3:34.893								
2	1	1:52.147	23.620	36.701	51.826	255.3	5:27.040								
3	1	1:52.349	23.932	38.089	50.328	262.8	7:19.389								
4	1	14:03.982 B	23.852	35.804	...	232.3	21:23.371								
5	1	2:43.146	1:18.078	35.737	49.331	176.8	24:06.517								
6	1	1:45.246	22.350	34.278	48.618	262.1	25:51.763								
7	1	1:45.621	22.469	34.246	48.906	249.4	27:37.384								
8	1	4:41.625 B	22.903	1:07.511	3:11.211	264.1	32:19.009								
9	1	2:05.619	36.789	36.287	52.543	178.5	34:24.628								
10	1	1:45.469	22.241	34.432	48.796	264.1	36:10.097								
11	1	1:46.192	22.321	34.102	49.769	260.2	37:56.289								
12	1	4:08.931 B	22.481	34.262	3:12.188	264.1	42:05.220								
13	2	2:09.082	39.178	37.035	52.869	171.7	44:14.302								
14	2	3:21.481	36.084	1:07.909	1:37.488	220.4	47:35.783								
15	2	2:50.397	54.702	1:05.908	49.787	81.3	50:26.180								
16	2	1:48.085	22.248	36.116	49.721	263.4	52:14.265								
17	2	1:48.232	22.145	36.498	49.589	264.1	54:02.497								
18	2	1:47.704	22.247	35.989	49.468	262.8	55:50.201								

57		GRAFF Racing	Ligier JS P320 - Nissan												
		1.Stephan RUPP	LMP3												
		2.Ryan HARPER-ELLAM													
1	2	3:01.232	1:34.105	36.568	50.559	158.1	3:01.232								
2	2	1:44.649	22.413	34.412	47.824	244.3	4:45.881								
3	2	1:40.901	21.269	32.808	46.824	269.3	6:26.782								
4	2	1:41.288	21.135	32.614	47.539	270.7	8:08.070								
5	2	1:39.234	20.796	32.139	46.299	270.0	9:47.304								
6	2	1:45.434	21.331	33.019	51.084	272.7	11:32.738								
7	2	7:56.444 B	21.127	59.425	6:35.892	272.7	19:29.182								
8	1	4:46.552	3:22.388	34.992	49.172	171.7	24:15.734								
9	1	1:44.500	21.958	33.972	48.570	267.3	26:00.234								
10	1	1:45.216	21.806	33.775	49.635	268.7	27:45.450								
11	1	2:32.539	32.367	1:07.968	52.204	255.3	30:17.989								
12	1	1:44.144	21.949	34.162	48.033	269.3	32:02.133								
13	1	1:44.186	21.746	34.102	48.338	267.3	33:46.319								

61		AF Corse	Ferrari 488 GT3												
		1.Gino FORGIONE	GT3												
		2.Andrea MONTERMINI													
1	1	3:51.067	2:16.667	41.105	53.295	160.0	3:51.067								
2	1	1:50.864	23.967	37.122	49.775	258.4	5:41.931								
3	1	1:49.303	23.044	36.625	49.634	258.4	7:31.234								
4	1	1:50.462	23.118	37.651	49.693	266.7	9:21.696								
5	1	1:48.442	22.763	35.215	50.464	267.3	11:10.138								
6	1	3:01.828 B	22.690	46.013	1:53.125	266.7	14:11.966								
7	1	9:34.807	8:04.946	35.945	53.916	165.9	23:46.773								
8	1	1:47.360	22.752	35.479	49.129	257.1	25:34.133								
9	1	1:46.595	22.417	34.852	49.326	259.0	27:20.728								
10	1	2:34.498	22.585	55.969	1:15.944	261.5	29:55.226								
11	1	1:47.917	23.261	35.183	49.473	262.1	31:43.143								
12	1	1:47.061	22.614	35.082	49.365	260.9	33:30.204								
13	1	1:47.467	22.529	35.355	49.583	260.9	35:17.671								
14	1	1:47.													



Michelin Le Mans Cup

Imola Round

Free Practice 1

Sector Analysis

Amended

Lap under Red Flag Invalidated Lap Personal Best Session Best B Crossing the pit lane

Lap	D	Time	Sector 1	Sector 2	Sector 3	T. Spd	Elapsed	Lap	D	Time	Sector 1	Sector 2	Sector 3	T. Spd	Elapsed
17	2	1:46.239	25.551	32.658	48.030	260.2	41:57.899	14	2	1:48.797	22.866	35.355	50.576	263.4	42:38.092
18	2	1:40.277	21.528	32.605	46.144	266.7	43:38.176	15	2	5:21.415 B	22.773	35.780	4:22.862	263.4	47:59.507
19	2	2:57.208	28.592	51.132	1:37.484	272.0	46:35.384	16	1	2:42.529	1:00.745	52.171	49.613	82.1	50:42.036
20	2	3:19.826	54.316	1:07.471	1:18.039	82.0	49:55.210	17	1	1:44.557	21.953	33.941	48.663	264.1	52:26.593
21	2	1:45.297	21.739	33.172	50.386	268.7	51:40.507	18	1	1:44.986	22.326	33.896	48.764	254.7	54:11.579
22	2	1:42.581	21.036	32.403	49.142	272.0	53:23.088	19	1	1:45.363	21.862	33.867	49.634	266.0	55:56.942
23	2	1:44.990	21.045	32.203	51.742	273.4	55:08.078	<div style="border: 1px solid black; padding: 5px;"> 99 Bullitt Racing Aston Martin Vantage GT3 1. Stephen PATTRICK GT3 2. Theo NOUET </div>							
24	2	1:46.177	21.042	34.313	50.822	274.1	56:54.255								
25	2	1:44.722	21.090	34.303	49.329	273.4	58:38.977								
1	2	4:42.506 B	1:04.247	38.844	2:59.415	148.8	4:42.506								
2	2	2:01.206	38.170	34.447	48.589	181.5	6:43.712								
3	2	1:43.171	21.538	33.879	47.754	268.7	8:26.883								
4	2	1:42.078	21.611	33.247	47.220	270.0	10:08.961								
5	2	11:18.859 B	21.519	33.135	...	269.3	21:27.820								
6	1	3:05.204	1:35.927	38.532	50.745	164.6	24:33.024								
7	1	1:49.724	22.804	36.295	50.625	263.4	26:22.748								
8	1	7:10.775 B	24.870	1:26.959	5:18.946	246.0	33:33.523								
9	1	2:11.845	41.129	37.635	53.081	159.3	35:45.368								
10	1	1:52.353	23.331	37.488	51.534	263.4	37:37.721								
11	1	1:52.702	23.295	37.615	51.792	264.7	39:30.423								
12	1	1:47.837	22.669	35.372	49.796	266.0	41:18.260								
13	1	1:48.762	22.590	35.974	50.198	264.7	43:07.022								
14	1	2:25.929	22.904	35.489	1:27.536	264.7	45:32.951								
15	1	3:42.531	54.041	1:09.011	1:39.479	81.0	49:15.482								
16	1	2:05.557	38.650	35.948	50.959	118.3	51:21.039								
17	1	1:48.916	22.617	35.966	50.333	264.7	53:09.955								
18	1	1:54.875	23.630	39.372	51.873	260.2	55:04.830								
19	1	1:50.485	23.220	37.007	50.258	265.4	56:55.315								
20	1	1:53.984	22.990	40.050	50.944	265.4	58:49.299								

Lap	D	Time	Sector 1	Sector 2	Sector 3	T. Spd	Elapsed
1	2	3:43.829	2:09.380	40.818	53.631	160.7	3:43.829
2	2	1:48.034	23.407	36.144	48.483	258.4	5:31.863
3	2	1:42.619	21.516	33.669	47.434	266.7	7:14.482
4	2	1:41.779	21.216	33.020	47.543	267.3	8:56.261
5	2	1:43.083	21.280	34.382	47.421	269.3	10:39.344
6	2	9:04.722 B	21.319	32.904	8:10.499	268.7	19:44.066
7	1	4:45.864	3:19.679	37.312	48.873	120.8	24:29.930
8	1	1:43.518	21.559	33.906	48.053	266.7	26:13.448
9	1	1:43.383	21.455	33.381	48.547	268.0	27:56.831
10	1	2:45.136	50.635	1:02.671	51.830	81.6	30:41.967
11	1	1:42.342	21.361	33.210	47.771	269.3	32:24.309
12	1	1:43.658	21.500	33.774	48.384	270.0	34:07.967
13	1	1:44.201	21.685	34.386	48.130	270.7	35:52.168
14	1	1:43.580	21.458	33.681	48.441	270.7	37:35.748
15	1	1:41.880	21.253	32.935	47.692	269.3	39:17.628
16	1	1:42.041	21.394	33.193	47.454	269.3	40:59.669
17	1	1:41.951	21.209	33.089	47.653	270.7	42:41.620
18	1	3:41.372 B	21.387	35.188	2:44.797	270.7	46:22.992
19	2	3:29.120	59.287	1:08.159	1:21.674	77.3	49:52.112
20	2	1:42.819	21.235	33.035	48.549	268.0	51:34.931
21	2	1:42.279	21.181	33.704	47.394	273.4	53:17.210
22	2	1:42.790	21.177	34.074	47.539	271.4	55:00.000
23	2	1:41.229	21.117	32.643	47.469	272.0	56:41.229
24	2	1:41.069	21.163	33.243	46.663	271.4	58:22.298
25	2	1:40.641	21.309	32.967	46.365	272.0	1:00:02.939

Lap	D	Time	Sector 1	Sector 2	Sector 3	T. Spd	Elapsed
1	1	3:16.450	1:43.256	39.430	53.764	165.6	3:16.450
2	1	1:55.268	26.655	36.888	51.725	220.0	5:11.718
3	1	1:51.534	27.335	35.369	48.830	186.2	7:03.252
4	1	3:37.687 B	24.706	36.823	2:36.158	221.3	10:40.939
5	2	11:26.451 B	38.671	38.601	...	174.8	22:07.390
6	2	2:26.258	56.986	38.588	50.684	175.0	24:33.648
7	2	1:51.981	23.391	36.160	52.430	259.0	26:25.629
8	2	2:10.620	23.175	37.964	1:09.481	260.2	28:36.249
9	2	2:26.102	54.134	40.332	51.636	82.5	31:02.351
10	2	1:51.923	23.504	36.549	51.870	260.2	32:54.274
11	2	1:49.455	22.583	35.822	51.050	262.8	34:43.729
12	2	2:57.979 B	22.901	36.254	2:58.824	261.5	38:41.708
13	2	2:07.587	37.714	39.316	50.557	177.6	40:49.295