

# Michelin Le Mans Cup

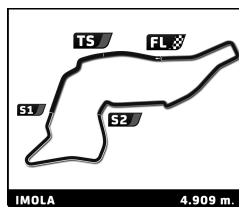
## Imola Round

### Bronze Driver Collective Test

**Amended**

### Sector Analysis

Lap under Red Flag							Invalidated Lap		Personal Best	Session Best	B Crossing the pit lane				
Lap	D	Time	Sector 1	Sector 2	Sector 3	T. Spd	Elapsed	Lap	D	Time	Sector 1	Sector 2	Sector 3	T. Spd	Elapsed
<b>2</b>		<b>United Autosports</b>					Ligier JS P320 - Nissan								
		1.Shaun LYNN					LMP3								
		2.Max LYNN													
1	1	2:43.207	1:14.111	37.633	51.463	162.4	2:43.207	7	1	1:43.982	21.672	33.726	48.584	268.0	16:02.910
2	1	6:16.635 <b>B</b>	26.239	56.164	4:54.232	210.9	8:59.842	8	1	4:54.568 <b>B</b>	53.434	1:07.644	2:53.490	81.9	20:57.478
3	1	2:29.356	59.243	39.184	50.929	80.2	11:29.198	9	1	2:14.347	39.507	38.862	55.978	172.2	23:11.825
4	1	1:46.628	22.814	34.741	49.073	262.8	13:15.826	10	1	1:51.175	25.371	36.394	49.410	235.3	25:03.000
5	1	1:49.298	22.037	34.776	52.485	264.7	15:05.124	11	1	<b>8:28.416 B</b>	21.539	54.892	7:11.985	267.3	33:31.416
6	1	2:42.527	23.351	40.497	1:38.679	264.7	17:47.651	12	1	2:31.646	1:07.353	34.704	49.589	180.0	36:03.062
7	1	3:27.011	54.995	1:08.690	1:23.326	81.1	21:14.662	13	1	<b>1:42.849</b>	21.458	33.684	47.707	266.0	37:45.911
8	1	1:48.294	24.223	35.187	48.884	247.1	23:02.956	14	1	1:43.177	21.598	34.045	<b>47.534</b>	268.0	39:29.088
9	1	1:43.483	21.831	<b>33.507</b>	48.145	262.8	24:46.439	15	1	<del>1:42.740</del>	<b>21.343</b>	<b>33.131</b>	<del>48.266</del>	270.0	41:11.828
10	1	9:05.137 <b>B</b>	22.118	39.632	8:03.387	265.4	33:51.576								
11	1	2:30.924	1:04.027	35.535	51.362	178.5	36:22.500								
12	1	1:43.771	21.911	33.578	48.282	262.8	38:06.271								
13	1	1:43.960	21.911	33.894	48.155	265.4	39:50.231								
14	1	<b>1:43.295</b>	<b>21.798</b>	33.720	<b>47.777</b>	266.0	41:33.526								
<b>3</b>		<b>DKR Engineering</b>					Duqueine M30 - D08 - Nissan								
		1.Jon BROWNSON					LMP3								
		2.Laurents HORR													
1	1	2:12.085	42.910	37.835	51.340	154.9	2:12.085								
2	1	2:24.362	23.009	36.037	1:25.316	266.0	4:36.447								
3	1	3:40.534	54.516	1:08.034	1:37.984	81.5	8:16.981								
4	1	2:45.051	54.435	59.662	50.954	81.5	11:02.032								
5	1	1:47.374	21.937	35.560	49.877	266.7	12:49.406								
6	1	<b>1:44.390</b>	21.858	<b>34.172</b>	<b>48.360</b>	268.0	14:33.796								
7	1	<del>2:02.603</del>	<b>21.451</b>	<del>34.313</del>	1:06.839	269.3	16:36.399								
8	1	3:38.602	54.286	1:07.289	1:37.027	81.9	20:15.001								
9	1	2:16.535	51.442	35.969	49.124	81.9	22:31.536								
10	1	1:49.848	21.679	36.161	52.008	268.7	24:21.384								
<b>4</b>		<b>Nielsen Racing</b>					Duqueine M30 - D08 - Nissan								
		1.John MELSOM					LMP3								
		2.Matthew BELL													
1	1	3:05.686	1:23.722	44.266	57.698	139.9	3:05.686								
2	1	3:18.791	30.385	1:08.360	1:40.046	166.4	6:24.477								
3	1	3:40.583	55.226	1:08.497	1:36.860	80.5	10:05.060								
4	1	1:57.997	27.380	37.956	52.661	185.9	12:03.057								
5	1	1:46.538	22.465	34.645	49.428	257.8	13:49.595								
6	1	1:46.013	22.492	34.756	48.765	269.3	15:35.608								
7	1	3:04.374	<b>22.070</b>	1:04.357	1:37.947	268.7	18:39.982								
8	1	3:03.288	55.042	1:08.238	1:00.008	80.7	21:43.270								
9	1	1:46.268	22.460	35.769	<b>48.039</b>	266.0	23:29.538								
10	1	<b>1:45.074</b>	22.265	<b>33.919</b>	48.890	264.7	25:14.612								
11	1	<b>3:13.922 B</b>	22.182	1:03.860	1:47.880	268.7	28:28.534								
<b>6</b>		<b>ANS Motorsport</b>					Ligier JS P320 - Nissan								
		1.Jonathan BROSSARD					LMP3								
		2.Nicolas SCHATZ													
1	1	1:59.892	32.460	36.851	50.581	166.2	1:59.892								
2	1	2:07.862	22.456	35.609	1:09.797	261.5	4:07.754								
3	1	3:41.681	54.856	1:08.517	1:38.308	81.0	7:49.435								
4	1	2:58.776	54.917	1:09.807	54.052	81.6	10:48.211								
5	1	1:45.375	21.915	34.590	48.870	265.4	12:33.586								
6	1	1:45.342	21.956	34.636	48.750	267.3	14:18.928								
<b>7</b>		<b>Nielsen Racing</b>					Ligier JS P320 - Nissan								
		1.Anthony WELLS					LMP3								
		2.Colin NOBLE													
1	1	2:30.125	1:00.541	38.185	51.399	170.3	2:30.125								
2	1	2:32.262	22.685	34.403	1:35.174	262.8	5:02.387								
3	1	3:42.805	54.082	1:07.198	1:41.525	82.0	8:45.192								
4	1	2:34.738	57.268	44.734	52.736	74.3	11:19.930								
5	1	<b>1:43.138</b>	21.816	33.413	47.909	264.7	13:03.068								
6	1	1:47.322	21.719	34.601	51.002	266.7	14:50.390								
7	1	2:22.612	21.594	<b>33.235</b>	1:27.783	266.0	17:13.002								
8	1	3:38.157	54.039	1:07.540	1:36.578	82.1	20:51.159								
9	1	1:55.364	32.427	34.268	48.669	187.2	22:46.523								
10	1	1:43.289	21.855	33.690	<b>47.744</b>	266.7	24:29.812								
11	1	<b>2:52.602 B</b>	<b>21.480</b>	39.625	1:51.497	266.0	27:22.414								
12	1	6:18.265 <b>B</b>													
<b>9</b>		<b>AT Racing Team</b>					Ligier JS P320 - Nissan								
		1.Alexander TALKANITSA					LMP3								
		2.Alexander TALKAJR													
1	1	8:37.714	5:47.035	1:09.683	1:40.996	70.9	8:37.714								
2	1	2:35.202	55.200	48.548	51.454	79.9	11:12.916								
3	1	1:45.970	22.098	34.595	49.277	260.9	12:58.886								
4	1	1:44.309	21.971	33.956	48.382	263.4	14:43.195								
5	1	2:26.129 <b>B</b>	21.880	34.157	1:30.092	264.7	17:09.324								
6	1	5:59.417	4:35.003	34.483	49.931	170.1	23:08.741								
7	1	1:42.912	21.720	<b>33.532</b>	<b>47.660</b>	265.4	24:51.653								
8	1	<b>2:55.840 B</b>	21.598	45.346	1:48.896	266.0	27:47.493								
9	1	7:55.233	6:28.533	34.200	52.500	175.6	35:42.726								
10	1	1:46.662	22.163	34.993	49.506	260.9	37:29.388								
11	1	1:43.278	21.671	33.779	47.828	265.4	39:12.666								
12	1	<b>1:42.594</b>	<b>21.375</b>	<b>33.299</b>	47.920	266.0	40:55.260								
<b>10</b>		<b>Racing Spirit of Leman</b>					Ligier JS P320 - Nissan								
		1.Alexander MATTSCHULL					LMP3								
		2.Tom DILLMANN													
1	1	2:15.854	48.556	36.842	50.456	169.3	2:15.854								
2	1	2:22.121	22.159	34.532	1:25.430	264.1	4:37.975								
3	1	3:40.178	54.567	1:07.873	1:37.738	81.4	8:18.153								
4	1	2:49.491	56.122	1:02.881	50.488	81.4	11:07.644								
5	1	1:44.901	21.847	34.058	48.996	266.0	12:52.545								
6	1	1:42.748	21.607	33.708	47.433	268.0	14:35.293								
7	1	4:01.409 <b>B</b>	22.138	33.736	3:05.535	270.0	18:36.702								
8	1	3:09.246	1:01.632	1:08.665	58.949	81.3	21:45.948								
9	1	1:52.897	25.694	36.528	50.675	203.4	23:38.845								
10	1	1:43.710	21.456	33.618	48.636	268.7	25:22.555								
11	1	<b>3:29.031 B</b>	22.975	1:05.674	2:00.382	271.4	28:51.586								



# Michelin Le Mans Cup

## Imola Round

### Bronze Driver Collective Test

**Amended**

### IMOLA 4.909 m. Sector Analysis

Lap under Red Flag    Invalidated Lap    Personal Best    Session Best    B Crossing the pit lane

Lap	D	Time	Sector 1	Sector 2	Sector 3	T. Spd	Elapsed	Lap	D	Time	Sector 1	Sector 2	Sector 3	T. Spd	Elapsed
12	1	6:48.144	5:25.665	34.535	47.944	178.2	35:39.730	1	1	3:05.059	1:35.723	37.295	52.041	171.7	3:05.059
13	1	1:45.937	21.459	33.329	51.149	270.0	37:25.667	2	1	3:14.698	28.784	1:07.848	1:38.066	187.2	6:19.757
14	1	1:40.475	<b>21.005</b>	32.606	46.864	269.3	39:06.142	3	1	3:41.044	54.844	1:08.053	1:38.147	81.0	10:00.801
15	1	<b>1:40.443</b>	21.067	<b>32.535</b>	<b>46.841</b>	270.7	40:46.585	4	1	1:54.121	29.001	35.369	49.751	208.9	11:54.922

**11** **WTM Racing** Duqueine M30 - D08 - Nissan  
 1. Torsten KRATZ LMP3  
 2. Leonard WEISS

1	1	3:56.206	2:13.546	35.611	1:07.049	173.6	3:56.206
2	1	3:42.889	55.151	1:09.013	1:38.725	80.5	7:39.095
3	1	3:02.486	55.154	1:08.168	59.164	81.0	10:41.581
4	1	1:43.263	21.740	33.786	47.737	279.1	12:24.844
5	1	1:48.553	21.252	33.358	53.943	282.7	14:13.397
6	1	1:43.193	21.321	33.272	48.600	284.2	15:56.590
7	1	3:31.059	44.723	1:08.570	1:37.766	133.2	19:27.649
8	1	2:40.016	56.303	55.808	47.905	80.9	22:07.665
9	1	1:42.406	21.864	33.102	47.440	270.7	23:50.071
10	1	<b>1:41.243</b>	21.341	<b>32.872</b>	<b>47.030</b>	282.7	25:31.314
11	1	9:07.635 <b>B</b>	36.700	1:08.454	7:22.481	263.4	34:38.949
12	1	2:06.748	40.159	36.810	49.779	162.2	36:45.697
13	1	1:43.282	21.462	33.456	48.364	270.0	38:28.979
14	1	1:44.550	<b>21.225</b>	32.897	50.428	271.4	40:13.529

**13** **Haegeli by T2 Racing** Duqueine M30 - D08 - Nissan  
 1. Pieder DECURTINS LMP3  
 2. Lars KERN

1	1	2:32.083	59.289	38.648	54.146	145.7	2:32.083
2	1	2:40.763	23.108	38.212	1:39.443	271.4	5:12.846
3	1	3:42.320	54.824	1:09.145	1:38.351	81.3	8:55.166
4	1	2:31.450	55.069	43.325	53.056	81.0	11:26.616
5	1	1:44.114	22.196	33.789	48.129	277.6	13:10.730
6	1	1:45.309	21.515	33.852	49.942	270.0	14:56.039
7	1	5:17.129 <b>B</b>	25.743	37.104	4:14.282	272.0	20:13.168
8	1	2:19.069	55.038	34.967	49.064	81.6	22:32.237
9	1	1:46.911	21.647	35.859	49.405	268.0	24:19.148
10	1	9:19.311 <b>B</b>	<b>21.327</b>	33.763	8:24.221	270.0	33:38.459
11	1	2:37.721	1:10.083	36.435	51.203	179.4	36:16.180
12	1	<b>1:42.251</b>	21.412	<b>33.097</b>	<b>47.742</b>	276.2	37:58.431
13	1	2:04.259	21.494	49.496	53.269	270.0	40:02.690

**14** **DKR Engineering** Duqueine M30 - D08 - Nissan  
 1. James WINSLOW LMP3  
 2. Alexander BUKHANTSOV

1	2	2:09.994	41.316	37.912	50.766	157.7	2:09.994
2	2	16:49.706 <b>B</b>	7:30.573	54.536	8:24.597	268.0	18:59.700
3	2	2:58.515	58.806	1:07.221	52.488	81.7	21:58.215
4	2	1:47.024	22.645	35.327	49.052	263.4	23:45.239
5	2	1:44.834	22.038	34.191	48.605	273.4	25:30.073
6	2	8:11.947 <b>B</b>	33.308	1:07.868	6:30.771	271.4	33:42.020
7	2	2:36.316	1:11.083	35.344	49.889	163.6	36:18.336
8	2	1:44.670	21.762	<b>33.894</b>	49.014	259.6	38:03.006
9	2	<b>1:43.933</b>	21.526	34.278	<b>48.129</b>	280.5	39:46.939
10	2	1:45.111	<b>21.463</b>	34.376	49.272	281.2	41:32.050

**17** **IDEC Sport** Ligier JS P320 - Nissan  
 1. Patrice LAFARGUE LMP3  
 2. Dino LUNARDI

5	1	1:49.275	24.756	35.299	49.220	262.8	13:44.197
6	1	1:46.140	22.007	35.261	48.872	265.4	15:30.337
7	1	6:05.306 <b>B</b>	22.375	1:02.040	4:40.891	268.0	21:35.643
8	1	2:08.695	41.970	37.372	49.353	157.0	23:44.338
9	1	1:43.166	22.043	33.384	<b>47.739</b>	263.4	25:27.504
10	1	8:57.649 <b>B</b>	30.546	1:09.545	7:17.558	268.7	34:25.153
11	1	2:05.400	40.733	34.525	50.142	169.3	36:30.553
12	1	1:43.638	22.216	33.640	47.782	260.9	38:14.191
13	1	1:44.429	21.399	34.376	48.654	267.3	39:58.620
14	1	<b>1:42.123</b>	<b>21.334</b>	<b>32.649</b>	48.140	268.7	41:40.743

**20** **Optimum Motorsport** Duqueine M30 - D08 - Nissan  
 1. Mark CRADER LMP3  
 2. Alex MORTIMER

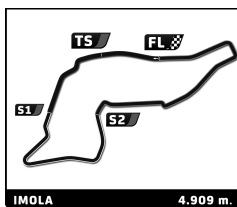
1	1	2:17.211	46.975	37.945	52.291	163.4	2:17.211
2	1	2:27.322	23.620	35.393	1:28.309	264.1	4:44.533
3	1	3:43.647	55.235	1:08.489	1:39.923	80.1	8:28.180
4	1	2:40.729	55.088	54.921	50.720	80.6	11:08.909
5	1	1:47.998	23.565	34.543	49.890	273.4	12:56.907
6	1	1:44.879	22.301	33.986	48.592	268.0	14:41.786
7	1	3:36.827 <b>B</b>	22.074	34.208	2:40.545	269.3	18:18.613
8	1	3:22.535	1:09.435	1:08.648	1:04.452	57.3	21:41.148
9	1	1:50.833	23.923	37.523	49.387	251.2	23:31.981
10	1	1:45.388	22.395	34.039	48.954	267.3	25:17.369
11	1	9:05.616 <b>B</b>	22.341	1:08.187	7:35.088	269.3	34:22.985
12	1	2:04.904	39.806	35.329	49.769	180.3	36:27.889
13	1	1:44.189	22.159	<b>33.642</b>	48.388	266.0	38:12.078
14	1	1:44.400	21.649	34.369	<b>48.382</b>	269.3	39:56.478
15	1	<b>1:43.904</b>	<b>21.534</b>	33.932	48.438	262.8	41:40.382

**22** **United Autosports** Ligier JS P320 - Nissan  
 1. Andres LATORRE LMP3  
 2. Garnet PATTERSON

1	1	2:05.208	36.053	37.452	51.703	168.2	2:05.208
2	1	2:08.818	22.428	35.134	1:11.256	260.2	4:14.026
3	1	3:41.186	54.601	1:08.271	1:38.314	81.6	7:55.212
4	1	2:55.452	54.612	1:07.945	52.895	81.5	10:50.664
5	1	1:46.096	22.300	34.245	49.551	262.1	12:36.760
6	1	1:44.967	22.076	33.960	48.931	263.4	14:21.727
7	1	3:40.318 <b>B</b>	22.029	34.101	2:44.188	264.1	18:02.045
8	1	3:23.797	59.410	1:08.309	1:16.078	81.1	21:25.842
9	1	1:45.218	22.319	34.145	48.754	260.9	23:11.060
10	1	<b>1:43.383</b>	21.762	<b>33.534</b>	<b>48.087</b>	264.7	24:54.443
11	1	9:39.847 <b>B</b>	21.823	51.216	8:26.808	266.0	34:34.290
12	1	2:01.140	37.595	34.114	49.431	177.9	36:35.430
13	1	1:44.901	21.882	33.600	49.419	264.1	38:20.331
14	1	<del>1:44.137</del>	<b>21.716</b>	33.668	<del>48.753</del>	266.0	40:04.468

**23** **United Autosports** Ligier JS P320 - Nissan  
 1. John SCHAUERMAN LMP3  
 2. Wayne BOYD

1	1	7:15.264	4:27.151	1:09.290	1:38.823	81.4	7:15.264
---	---	----------	----------	----------	----------	------	----------



# Michelin Le Mans Cup

## Imola Round

### Bronze Driver Collective Test

**Amended**

### Sector Analysis

Lap under Red Flag    Invalidated Lap    Personal Best    Session Best    Crossing the pit lane

Lap	D	Time	Sector 1	Sector 2	Sector 3	T. Spd	Elapsed	Lap	D	Time	Sector 1	Sector 2	Sector 3	T. Spd	Elapsed
2	1	3:15.225	54.832	1:08.289	1:12.104	81.7	10:30.489	7	2	2:00.415	37.679	34.138	48.598	184.0	25:15.478
3	1	1:50.342	22.754	35.051	52.537	260.2	12:20.831	8	2	8:30.786 <b>B</b>	21.795	1:04.994	7:03.997	268.7	33:46.264
4	1	1:47.020	21.578	33.841	51.601	262.8	14:07.851	9	2	2:31.199	1:08.184	34.293	48.722	180.0	36:17.463
5	1	1:45.100	22.769	34.350	47.981	259.0	15:52.951	10	2	1:44.780	21.107	33.024	50.649	267.3	38:02.243
6	1	3:26.041	40.620	1:07.817	1:37.604	190.5	19:18.992	11	2	1:50.935	<b>20.820</b>	41.651	48.464	269.3	39:53.178
7	1	2:43.317	54.512	58.954	49.851	81.7	22:02.309	12	2	<b>1:40.399</b>	20.837	<b>32.660</b>	<b>46.902</b>	271.4	41:33.577
8	1	1:54.771	21.925	33.906	58.940	260.2	23:57.080	<b>30 Frikadelli Racing Team</b> Ligier JS P320 - Nissan							
9	1	<b>1:43.703</b>	21.742	33.345	48.616	262.8	25:40.783	1. Klaus ABBELEN LMP3							
10	1	<b>3:46.371 B</b>	45.510	1:08.844	1:52.017	92.8	29:27.154	2. Felipe LASER							
11	1	6:26.469	5:03.399	34.822	48.248	175.6	35:53.623	1	1	36:41.960	...	36.213	1:07.246	172.2	36:41.960
12	1	1:43.289	21.575	33.591	48.123	260.9	37:36.912	2	1	1:48.512	23.346	35.595	49.571	255.9	38:30.472
13	1	<b>1:42.092</b>	<b>21.425</b>	33.105	<b>47.562</b>	263.4	39:19.004	3	1	<b>1:45.177</b>	<b>22.050</b>	<b>34.241</b>	<b>48.886</b>	268.0	40:15.649

**27 24-7 Motorsport** Ligier JS P320 - Nissan  
 1. Andrew FERGUSON LMP3  
 2. Louis HAMILTON-SMITH

1	1	2:39.515	1:10.197	37.553	51.765	176.5	2:39.515
2	1	3:03.004	26.854	55.241	1:40.909	216.4	5:42.519
3	1	3:48.698	58.479	1:10.028	1:40.191	81.6	9:31.217
4	1	<del>2:09.833</del>	44.621	35.454	<del>49.758</del>	81.6	11:41.050
5	1	1:51.092	26.082	35.375	49.635	255.9	13:32.142
6	1	1:47.038	22.151	34.974	49.913	268.7	15:19.180
7	1	2:58.146	23.319	56.182	1:38.645	267.3	18:17.326
8	1	3:14.629	54.493	1:08.655	1:11.481	81.8	21:31.955
9	1	1:46.448	22.587	35.006	<b>48.855</b>	262.8	23:18.403
10	1	1:45.867	22.064	34.334	49.469	266.7	25:04.270
11	1	<b>3:11.658 B</b>	22.055	56.659	1:52.944	268.7	28:15.928
12	1	7:42.351	6:15.130	37.551	49.670	174.2	35:58.279
13	1	<b>1:45.647</b>	22.211	34.353	49.083	266.0	37:43.926
14	1	1:50.893	22.640	37.911	50.342	268.0	39:34.819
15	1	<del>1:44.206</del>	<b>21.927</b>	<b>34.045</b>	<del>48.234</del>	267.3	41:19.025

**28 MV2S Forestier Racing** Ligier JS P320 - Nissan  
 1. Christophe CRESP LMP3  
 2. Emilien CARDE

1	1	2:33.514	1:04.273	36.619	52.622	177.0	2:33.514
2	1	2:41.192	24.669	37.824	1:38.699	262.8	5:14.706
3	1	3:41.733	54.640	1:08.827	1:38.266	81.6	8:56.439
4	1	2:27.921	55.778	41.689	50.454	77.9	11:24.360
5	1	1:44.202	21.650	34.000	48.552	265.4	13:08.562
6	1	1:47.195	21.605	35.898	49.692	265.4	14:55.757
7	1	<b>12:19.090 B</b>	5:45.578	55.862	5:37.650	267.3	27:14.847
8	1	8:18.112	6:54.174	34.872	49.066	172.8	35:32.959
9	1	1:43.632	22.625	33.331	47.676	263.4	37:16.591
10	1	1:42.584	<b>21.470</b>	33.397	47.717	267.3	38:59.175
11	1	<b>1:42.131</b>	21.687	<b>32.888</b>	<b>47.556</b>	267.3	40:41.306

**29 MV2S Forestier Racing** Ligier JS P320 - Nissan  
 1. Louis ROUSSET LMP3  
 2. Jérôme DE SADELEER

1	2	9:24.380	6:37.526	1:08.152	1:38.702	81.3	9:24.380
2	2	2:10.485	46.403	35.398	48.684	81.4	11:34.865
3	2	1:43.858	23.147	33.294	47.417	266.0	13:18.723
4	2	1:42.063	21.035	33.172	47.856	269.3	15:00.786
5	2	2:36.569 <b>B</b>	21.763	34.096	1:40.710	268.7	17:37.355
6	2	5:37.708 <b>B</b>	59.647	1:07.684	3:30.377	81.9	23:15.063

**30 Frikadelli Racing Team** Ligier JS P320 - Nissan  
 1. Klaus ABBELEN LMP3  
 2. Felipe LASER

1	1	36:41.960	...	36.213	1:07.246	172.2	36:41.960
2	1	1:48.512	23.346	35.595	49.571	255.9	38:30.472
3	1	<b>1:45.177</b>	<b>22.050</b>	<b>34.241</b>	<b>48.886</b>	268.0	40:15.649

**31 AF Corse** Ligier JS P320 - Nissan  
 1. Kriton LENTOUDIS LMP3  
 2. Rui AGUAS

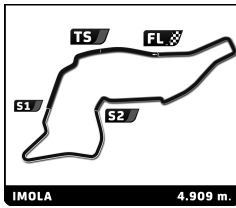
1	1	9:05.356	6:17.533	1:08.771	1:39.052	81.1	9:05.356
2	1	2:24.438	54.781	38.491	51.166	81.3	11:29.794
3	1	<del>2:18.933</del>	49.796	36.745	<del>52.392</del>	262.8	13:48.727
4	1	1:48.402	23.123	35.617	49.662	262.8	15:37.129
5	1	3:18.017 <b>B</b>	26.350	1:08.245	1:43.422	235.3	18:55.146
6	1	3:50.904	2:25.205	35.506	50.193	80.8	22:46.050
7	1	<del>1:45.772</del>	<b>21.810</b>	35.017	<del>48.945</del>	262.8	24:31.822
8	1	<b>2:52.951 B</b>	26.822	40.655	1:45.474	262.8	27:24.773
9	1	9:22.265	7:58.139	34.697	49.429	180.9	36:47.038
10	1	<b>1:44.169</b>	21.943	<b>33.708</b>	<b>48.518</b>	263.4	38:31.207
11	1	1:46.620	22.023	35.026	49.571	264.7	40:17.827

**32 United Autosports** Ligier JS P320 - Nissan  
 1. Daniel SCHNEIDER LMP3  
 2. Andrew MEYRICK

1	1	2:26.428	57.566	38.132	50.730	152.8	2:26.428
2	1	2:31.345	22.990	35.308	1:33.047	263.4	4:57.773
3	1	3:42.872	55.317	1:08.947	1:38.608	80.6	8:40.645
4	1	2:32.441	55.263	46.325	50.853	80.3	11:13.086
5	1	<del>1:47.410</del>	22.960	34.542	<del>49.908</del>	237.9	13:00.496
6	1	<del>1:46.356</del>	23.978	34.230	<del>48.148</del>	261.5	14:46.852
7	1	4:10.434 <b>B</b>	21.770	33.585	3:15.079	268.0	18:57.286
8	1	2:57.702	59.688	1:07.136	50.878	80.7	21:54.988
9	1	1:47.357	22.990	35.459	48.908	262.1	23:42.345
10	1	1:43.373	21.947	33.309	48.117	266.7	25:25.718
11	1	<b>3:28.551 B</b>	30.524	1:08.712	1:49.315	266.7	28:54.269
12	1	6:52.746	5:26.118	34.481	52.147	176.5	35:47.015
13	1	1:46.214	21.846	33.397	50.971	261.5	37:33.229
14	1	1:42.150	21.499	33.069	47.582	264.7	39:15.379
15	1	<b>1:41.600</b>	<b>21.485</b>	<b>32.985</b>	<b>47.130</b>	268.7	40:56.979

**33 Team Virage** Ligier JS P320 - Nissan  
 1. Rob HODES LMP3  
 2. Ian RODRIGUEZ

1	1	4:06.999	2:20.016	36.935	1:10.048	156.1	4:06.999
2	1	3:41.666	54.704	1:08.503	1:38.459	81.3	7:48.665
3	1	2:58.030	55.094	1:09.589	53.347	81.5	10:46.695
4	1	1:45.464	22.046	34.807	48.611	265.4	12:32.159
5	1	1:45.604	23.175	34.237	48.192	269.3	14:17.763
6	1	1:44.009	21.734	33.899	48.376	269.3	16:01.772



# Michelin Le Mans Cup

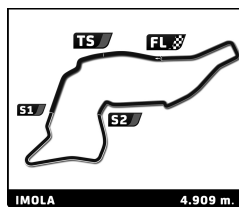
## Imola Round

### Bronze Driver Collective Test

**Amended**

### Sector Analysis

Lap under Red Flag											Invalidated Lap	Personal Best	Session Best	B Crossing the pit lane		
Lap	D	Time	Sector 1	Sector 2	Sector 3	T. Spd	Elapsed	Lap	D	Time	Sector 1	Sector 2	Sector 3	T. Spd	Elapsed	
<b>37</b> <b>CD Sport</b> Ligier JS P320 - Nissan																
1. Fabien MICHAL LMP3																
2. Adam ETEKI																
7	1	3:36.070	50.384	1:07.969	1:37.717	78.9	19:37.842	13	1	2:07.872	21.455	33.496	1:12.921	267.3	37:42.774	
8	1	2:31.736	54.538	48.403	48.795	81.9	22:09.578	14	1	1:42.403	21.563	33.484	<b>47.356</b>	267.3	39:25.177	
9	1	<b>1:43.992</b>	22.123	33.860	<b>48.009</b>	268.7	23:53.570	15	1	1:42.403	<b>21.418</b>	<b>33.299</b>	47.686	269.3	41:07.580	
10	1	<b>1:43.046</b>	<b>21.412</b>	<b>33.803</b>	47.831	268.7	25:36.616									
<b>44</b> <b>GMB Motorsport</b> Honda NSX GT3																
1. Gustav BIRCH GT3																
2. Jens MØLLER																
1	2	23:59.445	...	36.993	50.335	171.7	23:59.445	2	2	<b>1:48.555</b>	23.040	<b>34.875</b>	50.640	257.8	25:48.000	
3	2	9:12.160	<b>B</b>	53.603	1:09.490	7:09.067	80.1	35:00.160	4	2	2:02.700	37.861	35.814	<b>49.025</b>	176.2	37:02.860
5	2	<del>1:47.611</del>		22.662	35.531	<del>49.418</del>	258.4	38:50.471	6	2	<b>1:47.895</b>	<b>22.632</b>	36.009	49.254	256.5	40:38.366
<b>46</b> <b>Ebimotors</b> Porsche 911 GT3 R																
1. Emanuele BUSNELLI GT3																
2. Fabio BABINI																
1	1	2:46.389	1:11.870	39.054	55.465	179.1	2:46.389	2	1	3:01.348	24.941	57.723	1:38.684	258.4	5:47.737	
3	1	3:44.067	54.978	1:09.612	1:39.477	82.0	9:31.804	4	1	2:13.044	44.485	36.472	52.087	81.4	11:44.848	
5	1	1:49.264	23.753	36.088	49.423	259.0	13:34.112	6	1	1:47.491	22.529	35.245	49.717	259.6	15:21.603	
7	1	2:57.791	23.180	57.412	1:37.199	262.8	18:19.394	8	1	3:13.262	55.847	1:08.613	1:08.802	81.0	21:32.656	
9	1	1:47.289	22.945	35.198	49.146	255.3	23:19.945	10	1	<b>1:46.289</b>	22.372	35.068	<b>48.849</b>	259.6	25:06.234	
11	1	9:35.332	<b>B</b>	<b>22.195</b>	58.391	8:14.746	262.1	34:41.566	12	1	2:08.983	39.036	36.256	53.691	179.1	36:50.549
13	1	<del>1:47.085</del>		22.342	<b>34.670</b>	<del>50.073</del>	259.6	38:37.634	14	1	1:46.534	22.258	35.357	48.919	260.2	40:24.168
<b>51</b> <b>AF Corse</b> Ferrari 488 GT3																
1. Marcos VIVIAN GT3																
2. Luke DAVENPORT																
1	1	10:55.853	8:43.198	1:09.510	1:03.145	80.8	10:55.853	2	1	2:03.332	26.022	40.460	56.850	238.9	12:59.185	
3	1	2:01.595	25.331	41.166	55.098	241.6	15:00.780	4	1	2:53.946	<b>B</b>	24.141	39.697	1:50.108	251.7	17:54.726
5	1	<del>4:32.609</del>		2:56.399	43.908	<del>52.302</del>	81.6	22:27.335	6	1	1:55.456	23.459	38.288	53.709	254.1	24:22.791
7	1	<b>2:40.598</b>	<b>B</b>	23.610	42.801	1:34.187	255.9	27:03.389	8	1	8:59.877	7:27.200	40.966	51.711	152.8	36:03.266
9	1	1:50.995	23.254	35.536	52.205	255.9	37:54.261	10	1	1:49.940	23.281	36.612	50.047	257.1	39:44.201	
11	1	<b>1:48.052</b>	<b>23.010</b>	<b>35.298</b>	<b>49.744</b>	256.5	41:32.253									
<b>53</b> <b>RLR MSport</b> Ligier JS P320 - Nissan																
1. Tommy FOSTER LMP3																
2. Martin RICH																
1	2	2:36.719	1:06.531	37.136	53.052	179.1	2:36.719	2	2	2:46.307	22.736	45.707	1:37.864	266.7	5:23.026	
3	2	3:43.060	55.569	1:08.730	1:38.761	78.7	9:06.086	4	2	2:26.960	55.375	37.626	53.959	81.3	11:33.046	
5	2	1:51.108	27.064	35.178	48.866	266.0	13:24.154	6	2	1:44.050	21.935	33.841	48.274	266.0	15:08.204	
7	2	5:37.596	<b>B</b>	22.362	43.620	4:31.614	268.7	20:45.800								
<b>40</b> <b>GRAFF Racing</b> Ligier JS P320 - Nissan																
1. Luis SANJUAN LMP3																
2. Théo VAUCHER																
1	1	2:07.050	38.391	37.456	51.203	176.8	2:07.050	2	1	2:13.655	22.368	35.011	1:16.276	267.3	4:20.705	
3	1	5:41.721	<b>B</b>	54.563	1:07.832	3:39.326	81.5	10:02.426	4	1	<del>2:02.299</del>	38.865	35.139	<del>48.295</del>	181.5	12:04.725
5	1	1:45.435	22.136	34.137	49.162	269.3	13:50.160	6	1	1:47.056	22.259	35.515	49.282	270.0	15:37.216	
7	1	5:28.913	<b>B</b>	23.597	1:07.476	3:57.840	270.7	21:06.129	8	1	2:06.899	39.758	37.789	49.352	175.0	23:13.028
9	1	1:47.236	23.929	35.219	48.088	254.1	25:00.264	10	1	8:37.452	<b>B</b>	21.835	51.871	7:23.746	269.3	33:37.716
11	1	2:36.129	1:10.531	35.688	49.910	158.1	36:13.845	12	1	1:42.306	<b>21.413</b>	33.501	47.392	269.3	37:56.151	
13	1	1:43.569	21.652	34.152	47.765	270.7	39:39.720	14	1	<b>1:41.601</b>	21.551	<b>32.874</b>	<b>47.176</b>	270.7	41:21.321	
<b>43</b> <b>Racing Spirit of Leman</b> Ligier JS P320 - Nissan																
1. Jacques WOLFF LMP3																
2. Josh SKELTON																
1	1	2:06.520	37.643	37.685	51.192	172.0	2:06.520	2	1	2:12.041	21.812	35.156	1:15.073	265.4	4:18.561	
3	1	3:40.489	54.705	1:08.075	1:37.709	81.4	7:59.050	4	1	2:52.909	54.647	1:07.958	50.304	81.5	10:51.959	
5	1	1:48.049	21.769	33.939	52.341	267.3	12:40.008	6	1	1:43.130	21.582	33.659	47.889	268.0	14:23.138	
7	1	1:55.780	21.576	33.697	1:00.507	268.7	16:18.918	8	1	3:39.885	54.563	1:07.816	1:37.506	81.6	19:58.803	
9	1	2:22.125	54.562	39.332	48.231	81.4	22:20.928	10	1	<b>1:42.403</b>	21.605	33.323	47.475	267.3	24:03.331	
11	1	<b>4:04.238</b>	<b>B</b>	21.521	33.329	3:09.388	267.3	28:07.569	12	1	7:27.333	6:04.491	35.172	47.670	181.2	35:34.902



# Michelin Le Mans Cup

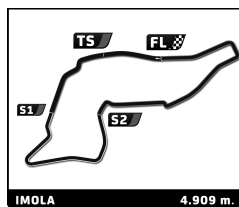
## Imola Round

### Bronze Driver Collective Test

**Amended**

### Sector Analysis

Lap under Red Flag											Invalidated Lap	Personal Best	Session Best	B Crossing the pit lane	
Lap	D	Time	Sector 1	Sector 2	Sector 3	T. Spd	Elapsed	Lap	D	Time	Sector 1	Sector 2	Sector 3	T. Spd	Elapsed
<b>55</b> GMB Motorsport Honda NSX GT3 GT3															
1. Kasper H. JENSEN															
2. Kristian POULSEN															
1	2	14:20.803 B	...	37.080	2:57.993	172.2	14:20.803	1	1	13:41.638	...	37.820	50.581	165.4	13:41.638
2	2	4:27.337 B	37.770	35.861	3:13.706	173.9	18:48.140	2	1	1:44.469	21.934	34.198	48.337	267.3	15:26.107
3	2	5:11.333 B	55.424	1:10.775	3:05.134	105.0	23:59.473	3	1	5:33.768 B	22.236	59.230	4:12.302	270.0	20:59.875
4	2	10:27.906 B	37.647	38.237	9:12.022	175.3	34:27.379	4	1	2:04.397	38.489	35.321	50.587	172.5	23:04.272
5	2	2:05.183	39.228	35.532	50.423	173.4	36:32.562	5	1	1:44.134	21.910	33.805	48.419	267.3	24:48.406
6	2	1:48.918	22.433	35.463	51.022	262.1	38:21.480	6	1	8:56.001 B	21.694	42.474	7:51.833	269.3	33:44.407
7	2	1:48.697	22.581	36.167	49.949	260.2	40:10.177	7	1	2:34.951	1:10.117	36.135	48.699	173.4	36:19.358
8	1	1:42.412	21.326	33.361	47.725	268.0	40:51.846	8	1	1:44.862	21.749	33.642	49.471	269.3	38:04.220
9	1	1:42.412	21.326	33.361	47.725	268.0	40:51.846	9	1	1:43.846	21.430	34.287	48.129	269.3	39:48.066
<b>69</b> COOL Racing Ligier JS P320 - Nissan LMP3															
1. Maurice SMITH															
2. Malthe JAKOBSEN															
1	1	1:57.469	31.859	36.123	49.487	171.7	1:57.469	1	1	1:57.469	31.859	36.123	49.487	171.7	1:57.469
2	1	2:00.618	22.459	34.205	1:03.954	262.8	3:58.087	2	1	2:00.618	22.459	34.205	1:03.954	262.8	3:58.087
3	1	4:10.279	55.077	1:36.697	1:38.505	81.4	8:08.366	3	1	4:10.279	55.077	1:36.697	1:38.505	81.4	8:08.366
4	1	2:48.960	55.291	1:04.410	49.259	81.6	10:57.326	4	1	2:48.960	55.291	1:04.410	49.259	81.6	10:57.326
5	1	1:51.643	22.834	33.805	55.004	266.7	12:48.969	5	1	1:51.643	22.834	33.805	55.004	266.7	12:48.969
6	1	1:43.293	21.751	33.600	47.942	265.4	14:32.262	6	1	1:43.293	21.751	33.600	47.942	265.4	14:32.262
7	1	2:01.282	21.769	33.009	1:06.504	266.0	16:33.544	7	1	2:01.282	21.769	33.009	1:06.504	266.0	16:33.544
8	1	3:39.656	54.457	1:07.730	1:37.469	81.8	20:13.200	8	1	3:39.656	54.457	1:07.730	1:37.469	81.8	20:13.200
9	1	2:16.319	52.202	35.365	48.752	81.6	22:29.519	9	1	2:16.319	52.202	35.365	48.752	81.6	22:29.519
10	1	1:43.803	21.792	34.016	47.995	266.0	24:13.322	10	1	1:43.803	21.792	34.016	47.995	266.0	24:13.322
11	1	2:07.489 B	21.785	32.954	1:12.750	265.4	26:20.811	11	1	2:07.489 B	21.785	32.954	1:12.750	265.4	26:20.811
12	1	9:06.745	7:44.794	33.906	48.045	175.9	35:27.556	12	1	9:06.745	7:44.794	33.906	48.045	175.9	35:27.556
13	1	1:43.120	21.523	33.400	48.184	265.4	37:10.663	13	1	1:43.120	21.523	33.400	48.184	265.4	37:10.663
14	1	1:42.207	21.343	33.042	47.835	268.0	38:52.883	14	1	1:42.207	21.343	33.042	47.835	268.0	38:52.883
15	1	1:43.338	21.541	34.107	47.690	268.0	40:36.221	15	1	1:43.338	21.541	34.107	47.690	268.0	40:36.221
<b>72</b> Team Virage Ligier JS P320 - Nissan LMP3															
1. Alexandre YVON															
2. Mathis POULET															
1	1	2:18.829	49.071	36.686	53.072	178.5	2:18.829	1	1	2:18.829	49.071	36.686	53.072	178.5	2:18.829
2	1	2:26.499	22.655	35.304	1:28.540	262.8	4:45.328	2	1	2:26.499	22.655	35.304	1:28.540	262.8	4:45.328
3	1	3:47.848	57.089	1:10.610	1:40.149	77.4	8:33.176	3	1	3:47.848	57.089	1:10.610	1:40.149	77.4	8:33.176
4	1	2:36.082	54.980	51.101	50.001	81.4	11:09.258	4	1	2:36.082	54.980	51.101	50.001	81.4	11:09.258
5	1	1:45.893	22.315	34.279	49.299	266.7	12:55.151	5	1	1:45.893	22.315	34.279	49.299	266.7	12:55.151
6	1	1:45.500	22.324	34.333	48.843	265.4	14:40.651	6	1	1:45.500	22.324	34.333	48.843	265.4	14:40.651
7	1	2:10.905	22.217	34.516	1:14.172	263.4	16:51.556	7	1	2:10.905	22.217	34.516	1:14.172	263.4	16:51.556
8	1	3:41.416	54.707	1:08.348	1:38.361	81.5	20:32.972	8	1	3:41.416	54.707	1:08.348	1:38.361	81.5	20:32.972
9	1	2:06.728	42.540	35.093	49.095	81.4	22:39.700	9	1	2:06.728	42.540	35.093	49.095	81.4	22:39.700
10	1	1:45.096	22.227	34.234	48.635	263.4	24:24.796	10	1	1:45.096	22.227	34.234	48.635	263.4	24:24.796
11	1	10:43.093 B	22.245	39.306	9:41.542	266.0	35:07.889	11	1	10:43.093 B	22.245	39.306	9:41.542	266.0	35:07.889
12	1	2:04.727	38.255	36.040	50.432	184.6	37:12.616	12	1	2:04.727	38.255	36.040	50.432	184.6	37:12.616
13	1	1:44.179	22.165	33.757	48.257	264.7	38:56.795	13	1	1:44.179	22.165	33.757	48.257	264.7	38:56.795
14	1	1:43.378	21.855	33.544	47.979	264.7	40:40.173	14	1	1:43.378	21.855	33.544	47.979	264.7	40:40.173
<b>73</b> TS Corse Duqueine M30 - D08 - Nissan LMP3															
1. Pietro PECCENINI															
2. Parth GHORPADE															
1	1	2:31.327	56.579	38.458	56.290	140.6	2:31.327	1	1	2:31.327	56.579	38.458	56.290	140.6	2:31.327
2	1	2:38.714	22.722	35.763	1:40.229	262.8	5:10.041	2	1	2:38.714	22.722	35.763	1:40.229	262.8	5:10.041
3	1	3:41.966	53.511	1:07.762	1:40.693	83.2	8:52.007	3	1	3:41.966	53.511	1:07.762	1:40.693	83.2	8:52.007
4	1	2:29.901	56.680	44.160	49.061	75.6	11:21.908	4	1	2:29.901	56.680	44.160	49.061	75.6	11:21.908
5	1	1:43.057	21.486	33.471	48.100	270.7	13:04.965	5	1	1:43.057	21.486	33.471	48.100	270.7	13:04.965
6	1	1:48.362	21.310	35.146	51.906	268.7	14:53.327	6	1	1:48.362	21.310	35.146	51.906	268.7	14:53.327
<b>61</b> AF Corse Ferrari 488 GT3 GT3															
1. Gino FORGIONE															
2. Andrea MONTERMINI															
1	1	2:38.172	1:04.313	38.989	54.870	167.2	2:38.172	1	1	2:38.172	1:04.313	38.989	54.870	167.2	2:38.172
2	1	2:49.973	23.780	47.499	1:38.694	255.9	5:28.145	2	1	2:49.973	23.780	47.499	1:38.694	255.9	5:28.145
3	1	3:44.661	55.689	1:08.692	1:40.280	81.1	9:12.806	3	1	3:44.661	55.689	1:08.692	1:40.280	81.1	9:12.806
4	1	2:21.865	53.012	36.987	51.866	81.8	11:34.671	4	1	2:21.865	53.012	36.987	51.866	81.8	11:34.671
5	1	1:51.802	25.162	36.695	49.945	264.1	13:26.473	5	1	1:51.802	25.162	36.695	49.945	264.1	13:26.473
6	1	1:48.659	23.607	35.289	49.763	15:15.132	6	1	1:48.659	23.607	35.289	49.763	15:15.132		
7	1	2:56.415 B	23.054	48.557	1:44.804	255.3	18:11.547	7	1	2:56.415 B	23.054	48.557	1:44.804	255.3	18:11.547
8	1	4:37.397	3:06.075	37.823	53.499	81.8	22:48.944	8	1	4:37.397	3:06.075	37.823	53.499	81.8	22:48.944
9	1	1:48.291	23.220	35.512	49.559	258.4	24:37.235	9	1	1:48.291	23.220	35.512	49.559	258.4	24:37.235
10	1	2:58.700 B	23.276	41.661	1:53.763	248.8	27:35.935	10	1	2:58.700 B	23.276	41.661	1:53.763	248.8	27:35.935
11	1	8:28.579	7:00.766	36.276	51.537	177.9	36:04.514	11	1	8:28.579	7:00.766	36.276	51.537	177.9	36:04.514
12	1	1:48.622	22.559	35.554	50.509	260.2	37:53.136	12	1	1:48.622	22.559	35.554	50.509	260.2	37:53.136
13	1	1:46.488	22.361	34.904	49.223	261.5	39:39.624	13	1	1:46.488	22.361	34.904	49.223	261.5	39:39.624
14	1	1:46.709	22.791	34.783	49.135	255.3	41:26.333	14	1	1:46.709	22.791	34.783	49.135	255.3	41:26.333
<b>66</b> Rinaldi Racing Duqueine M30 - D08 - Nissan LMP3															
1. Steve PARROW															
2. Daniel KEILWITZ															



# Michelin Le Mans Cup

## Imola Round

### Bronze Driver Collective Test

**Amended**

### IMOLA 4.909 m. Sector Analysis

Lap under Red Flag    Invalidated Lap    Personal Best    Session Best    B Crossing the pit lane

Lap	D	Time	Sector 1	Sector 2	Sector 3	T. Spd	Elapsed	Lap	D	Time	Sector 1	Sector 2	Sector 3	T. Spd	Elapsed
<b>99</b> Bullitt Racing 1. Stephen PATTRICK 2. Théo NOUET Aston Martin Vantage GT3															
7	1	2:24.801	21.361	<b>32.960</b>	1:30.480	270.0	17:18.128	1	1	2:34.948	1:00.910	39.903	54.135	164.9	2:34.948
8	1	3:41.788	54.741	1:07.874	1:39.173	82.3	20:59.916	2	1	2:51.913	23.883	48.544	1:39.486	255.9	5:26.861
9	1	1:54.596	27.975	35.585	51.036	222.7	22:54.512	3	1	3:43.959	55.337	1:09.097	1:39.525	80.6	9:10.820
10	1	1:42.870	21.659	33.664	47.547	266.7	24:37.382	4	1	2:25.027	54.020	37.381	53.626	80.4	11:35.847
11	1	<b>2:44.348</b> B	21.496	37.351	1:45.501	270.0	27:21.730	5	1	1:53.535	26.167	36.714	50.654	251.7	13:29.382
12	1	8:17.741	6:49.844	38.118	49.779	172.0	35:39.471	6	1	1:49.723	22.971	36.155	50.597	262.8	15:19.105
13	1	1:42.089	21.266	33.195	47.628	268.7	37:21.560	7	1	3:00.020	24.038	57.257	1:38.725	241.6	18:19.125
14	1	1:41.524	21.364	33.021	47.139	269.3	39:03.084	8	1	3:18.826	55.158	1:08.903	1:14.765	80.6	21:37.951
15	1	<b>1:41.422</b>	<b>21.128</b>	33.174	<b>47.120</b>	271.4	40:44.506	9	1	<del>1:49.880</del>	22.754	<del>36.012</del>	50.114	260.9	23:26.831
<b>76</b> Reiter Engineering 1. Freddie HUNT 2. Mads SILJEHAUG Ligier JS P320 - Nissan LMP3															
1	1	22:58.585	...	37.346	51.470	81.4	22:58.585	10	1	1:51.009	22.777	35.788	52.444	262.8	25:17.840
2	1	1:46.728	22.452	34.233	50.043	264.7	24:45.313	11	1	8:39.770B	23.182	1:08.308	7:08.280	260.2	33:57.610
3	1	<b>2:52.746</b> B	21.562	39.525	1:51.659	268.7	27:38.059	12	1	2:34.011	1:02.151	39.051	52.809	172.5	36:31.621
4	1	7:55.142	6:33.659	33.822	47.661	174.2	35:33.201	13	1	1:47.896	22.900	<b>35.309</b>	49.687	260.9	38:19.517
5	1	1:47.633	23.133	35.155	49.345	269.3	37:20.834	14	1	<b>1:47.531</b>	<b>22.517</b>	35.742	<b>49.272</b>	262.8	40:07.048
6	1	1:40.776	21.284	32.531	46.961	268.7	39:01.610								
7	1	<b>1:40.278</b>	<b>21.200</b>	<b>32.307</b>	<b>46.771</b>	270.0	40:41.888								
<b>77</b> Team Thor 1. Audunn GUDMUNDSSON 2. Michael MARKUSSEN Ligier JS P320 - Nissan LMP3															
1	1	2:43.344	1:15.913	36.665	50.766	171.7	2:43.344								
2	1	2:55.736	24.210	49.277	1:42.249	234.8	5:39.080								
3	1	3:44.393	57.389	1:08.546	1:38.458	81.4	9:23.473								
4	1	2:12.678	47.642	35.708	49.328	81.6	11:36.151								
5	1	1:50.477	24.515	36.355	49.607	266.7	13:26.628								
6	1	1:44.550	22.239	33.994	48.317	263.4	15:11.178								
7	1	2:46.421	23.914	44.079	1:38.428	268.7	17:57.599								
8	1	3:26.663	58.837	1:10.116	1:17.710	74.9	21:24.262								
9	1	1:45.902	22.134	35.029	48.739	264.1	23:10.164								
10	1	<del>1:42.986</del>	21.749	33.376	<del>47.861</del>	267.3	24:53.150								
11	1	<b>7:08.240</b> B	21.799	51.240	5:55.201	269.3	32:01.390								
12	1	3:58.569	2:33.304	36.347	48.918	178.8	35:59.959								
13	1	1:44.565	21.619	33.648	49.298	267.3	37:44.524								
14	1	<b>1:43.603</b>	22.047	33.789	<b>47.767</b>	269.3	39:28.127								
15	1	<del>1:42.277</del>	<b>21.449</b>	<b>33.135</b>	<del>47.693</del>	268.7	41:10.404								
<b>88</b> GMB Motorsport 1. Mikkel O. PEDERSEN 2. Lars Engelbrecht PEDERSEN Honda NSX GT3 GT3															
1	2	6:51.901	3:59.255	1:09.560	1:43.086	141.0	6:51.901								
2	2	3:29.572	56.289	1:09.696	1:23.587	77.1	10:21.473								
3	2	1:54.552	25.199	38.007	51.346	226.4	12:16.025								
4	2	1:51.304	23.108	36.411	51.785	257.1	14:07.329								
5	2	1:51.606	23.179	36.990	51.437	258.4	15:58.935								
6	2	5:20.232B	44.877	1:07.198	3:28.157	83.6	21:19.167								
7	2	<del>2:05.167</del>	37.610	36.428	<del>51.129</del>	167.7	23:24.334								
8	2	1:50.142	22.932	36.260	50.950	259.0	25:14.476								
9	2	9:15.413B	22.752	1:07.900	7:44.761	257.8	34:29.889								
10	2	2:04.663	38.019	36.265	50.379	173.1	36:34.552								
11	2	1:49.021	22.692	36.105	50.224	261.5	38:23.573								
12	2	<b>1:48.003</b>	<b>22.420</b>	<b>35.647</b>	<b>49.936</b>	262.8	40:11.576								