

# Michelin Le Mans Cup

## Imola Round

### Free Practice 2

#### Sector Analysis

Lap under Red Flag    Invalidated Lap      Personal Best      Session Best      Crossing the pit lane

Lap	D	Time	Sector 1	Sector 2	Sector 3	T. Spd	Elapsed
<b>2</b>	<b>United Autosports</b> 1.Shaun LYNN 2.Max LYNN <small>Ligier JS P320 - Nissan LMP3</small>						
1	2	2:02.555	35.010	38.013	49.532	171.2	2:02.555
2	2	1:44.078	22.065	33.920	48.093	260.9	3:46.633
3	2	1:42.623	21.757	33.300	47.566	262.1	5:29.256
4	2	2:51.210	23.496	47.742	1:39.972	261.5	8:20.466
5	2	3:45.772	56.055	1:09.621	1:40.096	79.6	12:06.238
6	2	3:07.035	56.338	1:09.618	1:01.079	79.2	15:13.273
7	2	1:45.011	22.377	34.263	48.371	259.6	16:58.284
8	2	<b>7:52.658B</b>	49.541	1:08.566	5:54.551	81.3	24:50.942
9	2	3:30.256	2:03.200	36.548	50.508	171.7	28:21.198
10	2	4:02.976B	22.847	36.535	3:03.594	266.7	32:24.174
11	1	2:11.859	48.190	34.802	48.867	81.1	34:36.033
12	1	1:44.233	22.142	33.786	48.305	262.1	36:20.266
13	1	1:43.478	21.843	33.527	48.108	262.8	38:03.744
14	1	1:46.031	22.953	35.022	48.056	236.3	39:49.775
15	1	1:44.840	21.744	34.853	48.243	264.1	41:34.615
16	1	<b>5:08.412B</b>	21.895	1:01.916	3:44.601	264.1	46:43.027
17	2	4:30.673	3:05.411	36.299	48.963	167.7	51:13.700
18	2	1:43.666	21.825	33.676	48.165	264.1	52:57.366
19	2	<del>1:42.164</del>	21.542	33.080	<del>47.542</del>	264.1	54:39.530
20	2	1:41.681	21.560	33.100	<b>47.021</b>	264.7	56:21.211
21	2	<del>1:45.922</del>	22.481	<b>32.952</b>	<del>50.489</del>	264.7	58:07.133
22	2	<b>1:41.540</b>	<b>21.500</b>	32.999	47.041	264.1	59:48.673
23	2	1:45.717	21.590	34.185	49.942	264.7	1:01:34.390

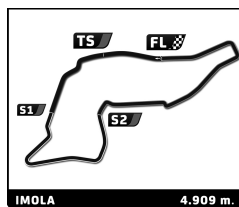
Lap	D	Time	Sector 1	Sector 2	Sector 3	T. Spd	Elapsed
<b>3</b>	<b>DKR Engineering</b> 1.Jon BROWNSON 2.Laurents HORR <small>Duqueine M30 - D08 - Nissan LMP3</small>						
1	1	32:50.223	...	1:07.819	1:37.510	154.3	32:50.223
2	1	1:57.530	33.115	35.344	49.071	181.5	34:47.753
3	1	<b>1:44.361</b>	21.658	34.265	<b>48.438</b>	264.7	36:32.114
4	1	3:40.559B	<b>21.155</b>	<b>32.969</b>	2:46.435	267.3	40:12.673
5	1	9:18.320B	39.962	37.167	8:01.191	170.3	49:30.993
6	1	2:18.453	43.894	39.851	54.708	162.7	51:49.446
7	1	1:54.129	23.560	39.115	51.454	253.5	53:43.575
8	1	1:49.299	22.652	36.332	50.315	265.4	55:32.874
9	1	1:48.010	22.915	35.528	49.567	251.2	57:20.884
10	1	1:45.310	21.760	34.736	48.814	268.0	59:06.194
11	1	1:47.932	21.808	35.692	50.432	268.0	1:00:54.126

Lap	D	Time	Sector 1	Sector 2	Sector 3	T. Spd	Elapsed
<b>4</b>	<b>Nielsen Racing</b> 1.John MELSON 2.Matthew BELL <small>Duqueine M30 - D08 - Nissan LMP3</small>						
1	1	2:52.437	1:21.631	37.982	52.824	171.2	2:52.437
2	1	1:48.455	23.533	35.001	49.921	232.3	4:40.892
3	1	2:14.063	22.832	38.094	1:13.137	268.0	6:54.955
4	1	3:40.380	54.931	1:07.987	1:37.462	81.3	10:35.335
5	1	3:40.440	54.943	1:07.947	1:37.550	80.9	14:15.775
6	1	<del>2:00.626</del>	36.790	34.851	<del>48.995</del>	150.2	16:16.411
7	1	<b>2:45.486</b>	21.761	46.014	1:37.711	266.0	19:01.897
8	1	<b>3:55.739B</b>	54.961	1:08.102	1:52.676	80.7	22:57.636
9	1	6:33.984	5:10.620	34.582	48.782	176.2	29:31.620
10	1	3:10.195	23.470	1:04.950	1:41.775	265.4	32:41.815

Lap	D	Time	Sector 1	Sector 2	Sector 3	T. Spd	Elapsed
11	1	2:04.479	38.828	34.242	51.409	84.7	34:46.294
12	1	1:43.371	21.955	33.673	47.743	265.4	36:29.665
13	1	1:51.373	<b>21.280</b>	33.294	56.799	269.3	38:21.038
14	1	<b>1:42.147</b>	21.512	<b>33.222</b>	<b>47.413</b>	266.7	40:03.185

Lap	D	Time	Sector 1	Sector 2	Sector 3	T. Spd	Elapsed
<b>6</b>	<b>ANS Motorsport</b> 1.Jonathan BROSSARD 2.Nicolas SCHATZ <small>Ligier JS P320 - Nissan LMP3</small>						
1	2	2:18.275	47.616	38.086	52.573	169.3	2:18.275
2	2	1:51.836	23.469	37.678	50.689	247.1	4:10.111
3	2	1:46.943	22.594	35.876	48.473	242.2	5:57.054
4	2	5:06.781B	28.108	1:07.714	3:30.959	260.9	11:03.835
5	2	3:35.749	58.490	1:07.817	1:29.442	81.9	14:39.584
6	2	1:46.690	23.209	34.489	48.992	247.1	16:26.274
7	2	<b>4:52.262B</b>	21.803	1:00.882	3:29.577	268.0	21:18.536
8	2	6:23.673	4:59.483	35.243	48.947	178.8	27:42.209
9	2	1:46.798	22.008	34.101	50.689	255.3	29:29.007
10	2	3:07.266	23.709	1:01.770	1:41.787	250.0	32:36.273
11	2	<del>2:04.278</del>	40.240	<del>33.540</del>	50.498	81.6	34:40.551
12	2	<del>1:41.051</del>	21.131	<del>32.700</del>	47.220	266.7	36:21.602
13	2	1:42.192	21.720	<b>32.841</b>	47.631	267.3	38:03.794
14	2	<b>1:41.700</b>	22.074	32.844	46.782	268.0	39:45.494
15	2	<del>1:40.255</del>	21.045	<del>32.651</del>	<b>46.559</b>	268.0	41:25.749
16	2	<b>4:55.750B</b>	<b>20.959</b>	57.569	3:37.222	268.0	46:21.499
17	1	4:55.118	3:26.418	37.715	50.985	143.4	51:16.617
18	1	1:46.420	22.567	34.773	49.800	262.1	53:03.037
19	1	1:43.567	21.653	34.066	47.848	266.7	54:46.604
20	1	1:42.564	21.394	33.485	47.685	268.0	56:29.168
21	1	1:42.073	21.287	33.378	47.408	268.0	58:11.241
22	1	1:42.375	21.640	33.050	47.685	270.0	59:53.616
23	1	1:41.974	21.418	33.234	47.322	270.0	1:01:35.590

Lap	D	Time	Sector 1	Sector 2	Sector 3	T. Spd	Elapsed
<b>7</b>	<b>Nielsen Racing</b> 1.Anthony WELLS 2.Colin NOBLE <small>Ligier JS P320 - Nissan LMP3</small>						
1	2	2:26.259	1:02.283	34.750	49.226	165.4	2:26.259
2	2	<del>1:45.346</del>	23.328	34.446	<del>47.572</del>	262.1	4:11.605
3	2	<del>1:44.477</del>	21.648	34.558	<del>48.271</del>	266.7	5:56.082
4	2	3:10.359	26.219	1:07.209	1:36.931	266.0	9:06.441
5	2	3:37.520	54.058	1:06.820	1:36.642	82.3	12:43.961
6	2	2:43.850	54.594	1:00.661	48.595	81.9	15:27.811
7	2	<b>4:30.118B</b>	21.724	33.733	3:34.661	266.7	19:57.929
8	1	7:38.497	6:14.955	34.914	48.628	177.6	27:36.426
9	1	1:44.449	22.070	33.632	48.747	261.5	29:20.875
10	1	2:50.460	21.828	51.577	1:37.055	264.1	32:11.335
11	1	2:17.617	53.901	35.344	48.372	82.2	34:28.952
12	1	1:44.742	21.547	35.157	48.038	264.7	36:13.694
13	1	1:42.531	21.565	33.341	47.625	264.7	37:56.225
14	1	1:42.792	21.559	33.425	47.808	266.0	39:39.017
15	1	1:43.150	21.654	33.764	47.732	266.0	41:22.167
16	1	<b>3:08.485B</b>	21.521	57.644	1:49.320	265.4	44:30.652
17	2	6:36.942	5:14.956	34.323	47.663	111.0	51:07.594
18	2	<del>1:40.737</del>	21.298	32.681	<del>46.758</del>	266.7	52:48.331
19	2	<del>1:40.813</del>	21.106	<del>32.813</del>	46.894	266.0	54:29.144
20	2	1:41.042	20.990	32.863	47.189	268.7	56:10.186



# Michelin Le Mans Cup

## Imola Round

### Free Practice 2

### Sector Analysis

Lap under Red Flag    Invalidated Lap    Personal Best    Session Best    Crossing the pit lane

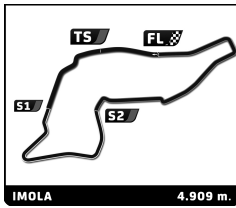
Lap	D	Time	Sector 1	Sector 2	Sector 3	T. Spd	Elapsed	Lap	D	Time	Sector 1	Sector 2	Sector 3	T. Spd	Elapsed			
21	2	1:41.759	<b>20.955</b>	32.821	47.983	268.7	57:51.945	<b>11</b>	WTM Racing 1.Torsten KRATZ 2.Leonard WEISS	Duqueine M30 - D08 - Nissan LMP3	1	1	2:16.770	43.246	40.605	52.919	157.2	2:16.770
22	2	1:44.549	21.525	32.863	50.161	269.3	59:36.494				2	1	1:49.832	23.754	36.427	49.651	270.0	4:06.602
23	2	<b>1:39.824</b>	21.006	<b>32.336</b>	<b>46.482</b>	267.3	1:01:16.318				3	1	<b>1:46.137</b>	22.396	<b>34.819</b>	48.922	267.3	5:52.739

Lap	D	Time	Sector 1	Sector 2	Sector 3	T. Spd	Elapsed		
<b>9</b>	AT Racing Team 1.Alexander TALKANITSA 2.Alexander TALKA JR Ligier JS P320 - Nissan LMP3	1	2	2:54.844	1:29.072	36.357	49.415	165.6	2:54.844
		2	2	1:47.292	22.826	35.499	48.967	262.8	4:42.136
		3	2	2:07.354	22.368	37.716	1:07.270	264.7	6:49.490
		4	2	3:39.147	54.470	1:07.587	1:37.090	81.6	10:28.637
		5	2	3:39.319	54.423	1:07.719	1:37.177	81.6	14:07.956
		6	2	2:02.322	39.644	34.265	48.413	81.4	16:10.278
		7	2	2:39.521	21.817	40.270	1:37.434	264.1	18:49.799
		8	2	<b>3:51.013 B</b>	54.548	1:07.853	1:48.612	81.5	22:40.812
		9	2	5:23.919	3:57.224	35.486	51.209	181.8	28:04.731
		10	2	1:46.157	22.023	35.375	48.759	264.1	29:50.888
		11	2	3:15.885	34.259	1:07.817	1:33.809	262.8	33:06.773
		12	2	1:45.192	23.405	33.730	48.057	242.2	34:51.965
		13	2	1:43.485	21.802	33.403	48.280	264.7	36:35.450
		14	2	<del>1:43.051</del>	21.574	<del>33.377</del>	48.100	266.0	38:18.501
		15	2	1:42.533	21.541	33.313	<b>47.679</b>	265.4	40:01.034
		16	2	<b>1:41.885</b>	<b>21.516</b>	<b>32.660</b>	47.709	265.4	41:42.919
		17	2	<b>3:13.389 B</b>	23.158	1:06.996	1:43.235	265.4	44:56.308
		18	1	6:28.212	5:03.086	35.471	49.655	170.9	51:24.520
		19	1	1:44.544	21.855	34.195	48.494	263.4	53:09.064
		20	1	1:48.028	22.360	34.977	50.691	253.5	54:57.092
		21	1	1:43.605	21.928	33.812	47.865	264.7	56:40.697
		22	1	1:43.434	21.888	33.791	47.755	264.1	58:24.131
		23	1	1:48.655	23.109	35.017	50.529	265.4	1:00:12.786

Lap	D	Time	Sector 1	Sector 2	Sector 3	T. Spd	Elapsed		
<b>10</b>	Racing Spirit of Leman 1.Alexander MATTSCHULL 2.Tom DILLMANN Ligier JS P320 - Nissan LMP3	1	1	2:27.292	58.998	37.725	50.569	168.0	2:27.292
		2	1	1:46.952	22.898	34.517	49.537	263.4	4:14.244
		3	1	1:47.210	22.262	34.242	50.706	268.0	6:01.454
		4	1	4:57.405 B	35.260	1:09.430	3:12.715	221.8	10:58.859
		5	1	3:39.274	58.847	1:07.925	1:32.502	81.5	14:38.133
		6	1	1:46.905	23.875	34.656	48.374	235.8	16:25.038
		7	1	<b>5:05.588 B</b>	21.745	1:01.408	3:42.435	266.7	21:30.626
		8	1	6:17.757	4:51.657	36.081	50.019	173.4	27:48.383
		9	1	1:49.334	21.600	38.957	48.777	264.1	29:37.717
		10	1	3:12.066	24.453	1:10.072	1:37.541	266.7	32:49.783
		11	1	2:00.979	37.519	34.386	49.074	128.7	34:50.762
		12	1	1:44.036	21.679	33.556	48.801	267.3	36:34.798
		13	1	1:42.410	21.552	33.422	47.436	268.7	38:17.208
		14	1	1:41.557	21.368	33.107	47.082	268.7	39:58.765
		15	1	<b>4:07.826 B</b>	21.410	<del>33.230</del>	3:13.186	269.3	44:06.591
		16	2	6:42.829	5:22.840	32.968	47.021	184.0	50:49.420
		17	2	1:39.742	21.065	32.372	46.305	268.0	52:29.162
18	2	1:43.679	20.929	33.027	49.723	268.7	54:12.841		
19	2	1:39.329	20.975	<b>32.042</b>	46.312	269.3	55:52.170		
20	2	<b>1:38.899</b>	20.953	32.129	<b>45.817</b>	270.0	57:31.069		

Lap	D	Time	Sector 1	Sector 2	Sector 3	T. Spd	Elapsed		
<b>13</b>	Haegeli by T2 Racing 1.Pieder DECURTINS 2.Lars KERN Duqueine M30 - D08 - Nissan LMP3	1	1	2:23.873	55.649	36.657	51.567	158.6	2:23.873
		2	1	1:50.162	24.923	34.835	50.404	251.7	4:14.035
		3	1	1:43.908	21.879	34.039	47.990	271.4	5:57.943
		4	1	3:16.196	29.128	1:08.704	1:38.364	270.0	9:14.139
		5	1	3:44.028	54.759	1:08.062	1:41.207	80.8	12:58.167
		6	1	2:38.311	54.712	54.598	49.001	81.3	15:36.478
		7	1	2:14.864	21.828	34.868	1:18.168	270.0	17:51.342
		8	1	<b>4:27.917 B</b>	54.628	1:07.870	2:25.419	81.4	22:19.259
		9	1	5:44.265	4:17.096	36.393	50.776	180.3	28:03.524
		10	1	1:43.335	21.730	33.833	47.772	268.7	29:46.859
		11	1	3:18.344	34.169	1:07.779	1:36.396	282.7	33:05.203
12	1	1:46.047	24.197	33.682	48.168	244.9	34:51.250		
13	1	1:52.405	21.828	33.618	56.959	277.6	36:43.655		
14	1	1:41.860	21.313	33.148	47.399	270.0	38:25.515		
15	1	1:41.560	21.221	32.956	47.383	262.8	40:07.075		
16	1	<b>4:26.641 B</b>	21.180	34.755	3:30.706	257.1	44:33.716		
17	2	8:31.345 B	5:01.828	34.305	2:55.212	182.4	53:05.061		
18	2	1:56.598	36.372	33.376	46.850	182.7	55:01.659		
19	2	<b>1:40.990</b>	21.443	32.917	<b>46.630</b>	273.4	56:42.649		
20	2	1:41.805	<b>21.089</b>	33.245	47.471	283.5	58:24.454		
21	2	1:42.457	22.662	<b>32.895</b>	46.900	272.0	1:00:06.911		

Lap	D	Time	Sector 1	Sector 2	Sector 3	T. Spd	Elapsed		
<b>14</b>	DKR Engineering 1.James WINSLOW 2.Alexander BUKHANTSOV Duqueine M30 - D08 - Nissan LMP3	1	2	2:51.000	1:14.427	39.981	56.592	150.0	2:51.000
		2	2	1:52.913	24.980	36.920	51.013	242.7	4:43.913
		3	2	2:12.177	22.776	37.028	1:12.373	265.4	6:56.090
		4	2	3:40.248	54.282	1:08.146	1:37.820	81.4	10:36.338
		5	2	3:40.309	54.528	1:08.119	1:37.662	81.9	14:16.647
		6	2	2:02.752	37.645	35.840	49.267	154.5	16:19.399
		7	2	<b>2:53.227</b>	22.162	53.887	1:37.178	276.9	19:12.626
		8	2	<b>3:44.913 B</b>	54.337	1:07.579	1:42.997	81.7	22:57.539
		9	2	6:20.636 B	3:48.045	37.817	1:54.774	157.9	29:18.175
		10	2	3:24.065	38.110	1:05.424	1:40.531	184.9	32:42.240
		11	2	2:00.917	37.871	34.468	48.578	98.8	34:43.157
		12	2	1:45.235	21.843	33.878	49.514	258.4	36:28.392
		13	2	1:43.382	21.649	33.651	48.082	281.2	38:11.774
		14	2	1:43.378	21.585	34.231	47.562	279.8	39:55.152
		15	2	<b>5:52.061 B</b>	21.554	34.997	4:55.510	279.8	45:47.213
		16	1	5:22.113	3:57.784	34.600	49.729	107.5	51:09.326
		17	1	<del>1:41.072</del>	21.463	32.814	<del>46.795</del>	266.7	52:50.398



# Michelin Le Mans Cup

## Imola Round

### Free Practice 2

#### Sector Analysis

Lap under Red Flag    Invalidated Lap    Personal Best    Session Best    B Crossing the pit lane

Lap	D	Time	Sector 1	Sector 2	Sector 3	T. Spd	Elapsed	Lap	D	Time	Sector 1	Sector 2	Sector 3	T. Spd	Elapsed
18	1	<del>1:39.627</del>	21.175	32.155	<del>46.297</del>	268.0	54:30.025	1	2	1:59.745	35.534	35.587	48.624	173.4	1:59.745
19	1	1:45.503	21.069	35.137	49.297	279.1	56:15.528	2	2	1:42.188	21.742	32.994	47.452	260.9	3:41.933
20	1	<b>1:39.402</b>	<b>20.833</b>	32.268	<b>46.301</b>	270.7	57:54.930	3	2	<del>1:41.341</del>	21.482	<del>32.722</del>	47.137	262.8	5:23.274
21	1	1:46.981	21.551	<b>32.129</b>	53.301	262.8	59:41.911	4	2	2:43.793	21.261	42.597	1:39.935	264.7	8:07.067
22	1	<del>1:39.961</del>	20.982	<del>32.571</del>	46.408	264.7	1:01:21.872	5	2	3:41.616	56.018	1:07.882	1:37.716	79.9	11:48.683

**17** **IDEC Sport** Ligier JS P320 - Nissan  
 1. Patrice LAFARGUE LMP3  
 2. Dino LUNARDI

1	2	4:46.013 <b>B</b>	1:33.763	37.043	2:35.207	177.6	4:46.013
2	2	2:38.562	37.571	36.126	1:24.865	181.8	7:24.575
3	2	3:40.271	54.644	1:07.997	1:37.630	81.5	11:04.846
4	2	3:32.953	54.648	1:07.924	1:30.381	81.5	14:37.799
5	2	1:44.608	22.932	33.714	47.962	249.4	16:22.407
6	2	10:59.003 <b>B</b>	21.660	1:01.500	9:35.843	266.0	27:21.410
7	2	1:57.749	36.224	33.477	48.048	184.0	29:19.159
8	2	2:46.504	21.587	47.391	1:37.526	263.4	32:05.663
9	2	2:18.662	54.220	36.314	48.128	80.8	34:24.325
10	2	1:41.982	21.398	32.982	47.602	264.7	36:06.307
11	2	1:41.160	21.478	32.732	46.950	264.7	37:47.467
12	2	<b>1:40.256</b>	21.178	<b>32.411</b>	<b>46.667</b>	264.7	39:27.723
13	2	1:41.142	21.180	33.277	46.685	267.3	41:08.865
14	2	10:41.897 <b>B</b>	<b>21.117</b>	38.278	9:42.502	266.7	51:50.762
15	1	2:04.238	39.687	35.008	49.543	121.8	53:55.000
16	1	<del>1:44.517</del>	22.043	<del>33.963</del>	48.511	264.1	55:39.517
17	1	1:57.548	21.992	46.327	49.229	264.1	57:37.065
18	1	1:46.834	21.805	35.224	49.805	263.4	59:23.899

**20** **Optimum Motorsport** Duqueine M30 - D08 - Nissan  
 1. Mark CRADER LMP3  
 2. Alex MORTIMER

1	2	2:34.797	1:09.309	35.830	49.658	175.0	2:34.797
2	2	1:45.177	22.315	33.822	49.040	256.5	4:19.974
3	2	3:29.919 <b>B</b>	21.792	35.765	2:32.362	268.0	7:49.893
4	2	3:46.123	1:00.430	1:08.077	1:37.616	80.7	11:36.016
5	2	3:21.217	57.403	1:08.993	1:14.821	76.2	14:57.233
6	2	1:43.874	22.034	33.454	48.386	262.1	16:41.107
7	2	9:46.306 <b>B</b>	23.964	1:09.164	8:13.178	266.7	26:27.413
8	1	2:07.428	41.375	35.992	50.061	174.5	28:34.841
9	1	2:11.372	22.325	35.752	1:13.295	264.7	30:46.213
10	1	2:58.877	54.906	1:08.372	55.599	81.1	33:45.090
11	1	1:46.218	22.271	34.658	49.289	265.4	35:31.308
12	1	1:46.126	21.989	34.415	49.722	264.1	37:17.434
13	1	1:45.182	22.513	34.366	48.303	263.4	39:02.616
14	1	1:44.252	21.879	33.955	48.418	267.3	40:46.868
15	1	9:01.634 <b>B</b>	22.732	35.259	8:03.643	252.3	49:48.502
16	2	2:00.503	37.555	34.349	48.599	181.5	51:49.005
17	2	1:41.278	21.425	32.677	47.176	271.4	53:30.283
18	2	1:40.660	<b>21.261</b>	32.527	46.872	277.6	55:10.943
19	2	1:40.453	21.271	<b>32.298</b>	46.884	268.0	56:51.396
20	2	1:48.692	21.821	36.045	50.826	261.5	58:40.088
21	2	<b>1:40.165</b>	21.264	32.321	<b>46.580</b>	266.7	1:00:20.253

**22** **United Autosports** Ligier JS P320 - Nissan  
 1. Andres LATORRE LMP3  
 2. Garnet PATTERSON

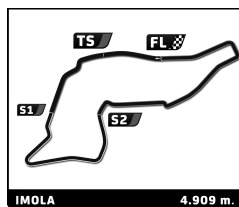
1	2	1:59.745	35.534	35.587	48.624	173.4	1:59.745
2	2	1:42.188	21.742	32.994	47.452	260.9	3:41.933
3	2	<del>1:41.341</del>	21.482	<del>32.722</del>	47.137	262.8	5:23.274
4	2	2:43.793	21.261	42.597	1:39.935	264.7	8:07.067
5	2	3:41.616	56.018	1:07.882	1:37.716	79.9	11:48.683
6	2	3:21.794	54.672	1:09.721	1:17.401	81.1	15:10.477
7	2	1:44.302	21.629	33.570	49.103	261.5	16:54.779
8	2	9:11.036 <b>B</b>	39.418	1:08.081	7:23.537	247.1	26:05.815
9	1	2:17.111	51.921	35.541	49.649	175.6	28:22.926
10	1	2:05.601	21.673	37.476	1:06.452	264.1	30:28.527
11	1	3:09.567	54.608	1:08.521	1:06.438	81.3	33:38.094
12	1	1:47.343	21.906	33.640	51.797	259.6	35:25.437
13	1	1:45.366	21.764	34.280	49.322	263.4	37:10.803
14	1	1:46.550	23.112	34.719	48.719	265.4	38:57.353
15	1	1:47.383	21.642	35.349	50.392	265.4	40:44.736
16	1	<b>6:05.643 <b>B</b></b>	21.837	34.151	5:09.655	264.7	46:50.379
17	2	6:28.446 <b>B</b>	3:01.426	34.546	2:52.474	150.6	53:18.825
18	2	1:57.554	36.925	33.207	47.422	183.1	55:16.379
19	2	<b>1:40.332</b>	<b>21.149</b>	<b>32.446</b>	<b>46.737</b>	264.7	56:56.711

**23** **United Autosports** Ligier JS P320 - Nissan  
 1. John SCHAUERMAN LMP3  
 2. Wayne BOYD

1	1	2:09.670	41.795	37.496	50.379	164.1	2:09.670
2	1	1:45.500	22.266	34.501	48.733	257.8	3:55.170
3	1	1:43.921	21.733	33.765	48.423	260.9	5:39.091
4	1	3:01.899	23.487	1:00.511	1:37.901	257.8	8:40.990
5	1	3:39.640	54.479	1:07.707	1:37.454	81.1	12:20.630
6	1	2:56.043	54.495	1:07.734	53.814	81.7	15:16.673
7	1	1:44.329	21.955	33.833	48.541	262.8	17:01.002
8	1	<b>3:54.747 <b>B</b></b>	56.349	1:12.128	1:46.270	70.7	20:55.749
9	1	6:44.987	5:21.319	35.039	48.629	172.2	27:40.736
10	1	1:44.064	21.861	33.764	48.439	260.2	29:24.800
11	1	3:56.914 <b>B</b>	21.989	59.362	2:35.563	260.2	33:21.714
12	1	2:23.864	41.310	35.489	1:07.065	138.5	35:45.578
13	1	1:43.405	21.878	33.559	47.968	259.0	37:28.983
14	1	1:42.979	21.496	33.441	48.042	266.7	39:11.962
15	1	1:45.185	22.058	34.001	49.126	262.8	40:57.147
16	1	<b>4:23.705 <b>B</b></b>	22.352	34.914	3:26.439	264.1	45:20.852
17	2	5:45.516	4:22.971	34.198	48.347	108.5	51:06.368
18	2	<del>1:39.535</del>	21.142	<del>32.237</del>	46.156	263.4	52:45.903
19	2	1:42.454	21.049	33.875	47.530	266.0	54:28.357
20	2	1:39.486	<b>20.797</b>	32.507	46.182	266.0	56:07.843
21	2	1:41.561	21.153	33.462	46.946	268.0	57:49.404
22	2	<b>1:38.764</b>	20.838	<b>32.000</b>	<b>45.926</b>	267.3	59:28.168

**24** **H24 Racing** H24 INN  
 1. Stéphane RICHELMI

1	1	16:24.510 <b>B</b>	5:33.169	51.806	9:59.535	143.8	16:24.510
2	1	10:40.341 <b>B</b>	48.780	1:09.048	8:42.513	155.6	27:04.851
3	1	2:21.392	41.157	<b>42.195</b>	<b>58.040</b>	156.7	29:26.243
4	1	9:48.258 <b>B</b>	<b>25.463</b>	1:05.286	8:17.509	227.4	39:14.501
5	1	2:37.158	45.200	50.040	1:01.918	126.8	41:51.659
6	1	7:29.276 <b>B</b>	36.475	1:08.856	5:43.945	222.7	49:20.935



# Michelin Le Mans Cup

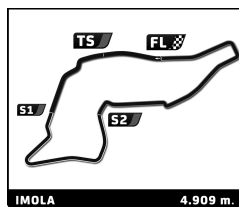
## Imola Round

### Free Practice 2

#### Sector Analysis

Lap under Red Flag    Invalidated Lap    Personal Best    Session Best    B Crossing the pit lane

Lap	D	Time	Sector 1	Sector 2	Sector 3	T. Spd	Elapsed	Lap	D	Time	Sector 1	Sector 2	Sector 3	T. Spd	Elapsed
<b>27</b> 24-7 Motorsport Ligier JS P320 - Nissan LMP3 1. Andrew FERGUSON 2. Louis HAMILTON-SMITH								2 1 1:54.009 24.419 36.289 53.301 197.8 4:36.220							
1 2 2:43.180 1:17.668 36.243 49.269 172.5 2:43.180								3 1 9:55.950B 26.680 39.897 8:49.373 188.5 14:32.170							
2 2 1:44.301 22.114 34.210 47.977 262.8 4:27.481								4 1 1:58.902 36.548 33.892 48.462 184.9 16:31.072							
3 2 1:50.471 21.717 36.496 52.258 266.7 6:17.952								5 1 9:19.583B 21.925 1:00.562 7:57.096 250.0 25:50.655							
4 2 3:35.852 50.555 1:07.842 1:37.455 81.7 9:53.804								6 1 2:27.514 1:03.762 35.273 48.479 177.6 28:18.169							
5 2 3:39.992 54.533 1:07.944 1:37.515 81.7 13:33.796								7 1 1:50.738 21.677 34.927 54.134 264.7 30:08.907							
6 2 2:20.675 54.559 37.838 48.278 81.6 15:54.471								8 1 3:29.298 54.784 1:29.112 1:05.402 81.9 33:38.205							
7 2 2:21.221 21.624 33.952 1:25.645 265.4 18:15.692								9 1 1:44.790 22.076 33.759 48.955 240.0 35:22.995							
8 2 3:46.945B 54.484 1:07.872 1:44.589 81.7 22:02.637								10 1 1:48.039 22.374 37.298 48.367 246.0 37:11.034							
9 2 5:57.291 4:30.790 37.968 48.533 169.3 27:59.928								11 1 1:43.022 21.825 34.260 46.937 268.0 38:54.056							
10 2 1:43.529 21.822 33.750 47.957 264.7 29:43.457								12 1 1:45.402 23.403 33.622 48.377 269.3 40:39.458							
11 2 3:15.221B 24.159 1:06.697 1:44.365 265.4 32:58.678								13 1 6:38.692B 20.896 32.414 5:45.382 269.3 47:18.150							
12 1 3:55.964 2:30.635 35.608 49.721 181.2 36:54.642								14 1 4:26.277 2:46.018 38.169 1:02.090 134.3 51:44.427							
13 1 1:45.621 22.310 34.320 48.991 264.7 38:40.263								15 1 1:39.891 20.969 32.304 46.618 267.3 53:24.318							
14 1 1:45.812 22.168 34.389 49.255 265.4 40:26.075								16 1 2:43.048B 20.887 32.874 1:49.287 268.7 56:07.366							
15 1 2:17.205B 22.219 34.725 1:20.261 264.7 42:43.280								17 1 2:02.372 37.288 35.119 49.965 187.2 58:09.738							
16 1 8:38.538 7:10.838 35.180 52.520 171.2 51:21.818								18 1 1:42.916 20.910 32.325 49.681 270.0 59:52.654							
17 1 1:46.657 22.074 34.767 49.816 264.7 53:08.475								19 1 1:39.979 20.907 32.524 46.548 268.0 1:01:32.633							
18 1 1:46.123 22.075 35.103 48.945 265.4 54:54.598															
19 1 1:45.119 21.740 34.694 48.685 266.7 56:39.717															
20 1 1:44.018 21.812 33.711 48.495 268.0 58:23.735															
21 1 1:45.584 21.922 33.802 49.860 266.7 1:00:09.319															
<b>28</b> MV2S Forestier Racing Ligier JS P320 - Nissan LMP3 1. Christophe CRESP 2. Emilien CARDE								30 Frikadelli Racing Team Ligier JS P320 - Nissan LMP3 1. Klaus ABBELEN 2. Felipe LASER							
1 2 2:40.802 1:15.925 35.578 49.299 173.9 2:40.802								1 1 2:56.851 1:29.223 37.576 50.052 153.4 2:56.851							
2 2 1:43.775 21.997 33.435 48.343 264.7 4:24.577								2 1 1:47.936 22.661 35.553 49.722 262.1 4:44.787							
3 2 1:49.537 22.830 37.001 49.706 269.3 6:14.114								3 1 2:13.288 22.585 36.972 1:13.731 266.7 6:58.075							
4 2 3:33.941 48.822 1:07.731 1:37.388 81.8 9:48.055								4 1 3:39.633 54.431 1:07.961 1:37.241 81.9 10:37.708							
5 2 3:39.456 54.490 1:07.716 1:37.250 81.8 13:27.511								5 1 3:39.738 54.416 1:07.771 1:37.551 81.8 14:17.446							
6 2 2:22.950 54.514 39.935 48.501 81.7 15:50.461								6 1 2:01.043 36.206 35.451 49.386 161.0 16:18.489							
7 2 2:19.546 21.819 33.684 1:24.043 265.4 18:10.007								7 1 6:06.693B 22.136 54.023 4:50.534 268.0 22:25.182							
8 2 3:45.024B 54.431 1:07.697 1:42.896 81.8 21:55.031								8 1 5:39.160 4:12.627 35.302 51.231 180.3 28:04.342							
9 2 5:59.866 4:37.741 34.263 47.862 164.6 27:54.897								9 1 10:10.598B 22.073 4:29.035 5:19.490 267.3 38:14.940							
10 2 1:43.174 21.481 33.205 48.488 264.1 29:38.071								10 2 2:00.398 37.577 34.433 48.388 177.3 40:15.338							
11 2 3:05.780 22.551 1:05.668 1:37.561 257.1 32:43.851								11 2 1:40.421 21.387 32.472 46.562 266.7 41:55.759							
12 2 2:00.010 37.028 34.316 48.666 126.2 34:43.861															
13 2 1:43.986 21.361 33.931 48.694 268.0 36:27.847															
14 2 1:41.245 21.165 32.729 47.351 268.0 38:09.092															
15 2 6:12.707B 21.190 34.126 5:17.391 268.0 44:21.799															
16 1 6:36.280 5:12.726 34.695 48.859 174.5 50:58.079															
17 1 1:43.894 22.371 33.575 47.948 265.4 52:41.973															
18 1 1:44.361 21.864 33.578 48.919 264.7 54:26.334															
19 1 1:44.967 22.545 33.818 48.604 266.7 56:11.301															
20 1 1:43.497 21.659 33.797 48.041 268.7 57:54.798															
21 1 1:43.810 22.401 33.445 47.964 270.0 59:38.608															
22 1 1:42.740 21.548 33.243 47.949 266.0 1:01:21.348															
<b>29</b> MV2S Forestier Racing Ligier JS P320 - Nissan LMP3 1. Louis ROUSSET 2. Jérôme DE SADELEER								31 AF Corse Ligier JS P320 - Nissan LMP3 1. Kriton LENTOUDIS 2. Rui AGUAS							
1 1 2:42.211 1:12.866 36.853 52.492 156.1 2:42.211								1 1 2:57.948 1:29.670 38.053 50.225 153.4 2:57.948							
								2 1 1:47.436 22.253 35.293 49.890 260.2 4:45.384							
								3 1 2:16.694 23.495 36.314 1:16.885 264.1 7:02.078							
								4 1 3:40.378 54.569 1:07.963 1:37.846 81.6 10:42.456							
								5 1 3:40.652 54.648 1:08.108 1:37.896 81.5 14:23.108							
								6 1 1:57.121 31.794 35.847 49.480 193.5 16:20.229							
								7 1 3:03.786B 22.416 58.450 1:42.920 262.1 19:24.015							
								8 1 8:25.448 7:01.165 34.412 49.871 180.3 27:49.463							
								9 1 1:46.108 22.072 33.955 50.081 261.5 29:35.571							
								10 1 3:13.167B 22.368 1:07.437 1:43.362 262.8 32:48.738							
								11 2 4:17.925 2:55.570 33.878 48.477 180.3 37:06.663							
								12 2 1:42.218 21.568 33.183 47.467 263.4 38:48.881							
								13 2 1:46.156 21.475 37.059 47.622 262.8 40:35.037							
								14 2 2:11.707B 21.298 32.800 1:17.609 262.8 42:46.744							
								15 2 8:14.685 6:49.222 34.956 50.507 184.0 51:01.429							
								16 2 1:43.453 21.277 32.687 49.489 262.8 52:44.882							
								17 2 1:41.572 21.226 32.699 47.647 264.1 54:26.454							
								18 2 1:41.254 21.556 32.545 47.153 265.4 56:07.708							



# Michelin Le Mans Cup

## Imola Round

### Free Practice 2

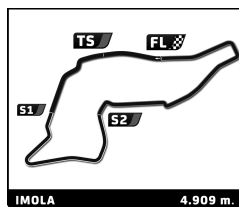
#### Sector Analysis

IMOLA 4.909 m.

Lap under Red Flag   Invalidated Lap   Personal Best   Session Best   B Crossing the pit lane

Lap	D	Time	Sector 1	Sector 2	Sector 3	T. Spd	Elapsed	Lap	D	Time	Sector 1	Sector 2	Sector 3	T. Spd	Elapsed
19	2	1:43.954	21.655	33.838	48.461	266.0	57:51.662	1	2	2:29.135	1:04.350	36.724	48.061	180.6	2:29.135
20	2	1:41.678	21.506	32.801	47.371	264.7	59:33.340	2	2	1:43.815	21.992	33.963	47.860	266.0	4:12.950
21	2	1:41.568	21.336	32.981	47.251	265.4	1:01:14.908	3	2	1:41.530	21.247	33.372	46.911	264.1	5:54.480
<b>32</b> <b>United Autosports</b> Ligier JS P320 - Nissan 1. Daniel SCHNEIDER LMP3 2. Andrew MEYRICK								4 2 3:11.525 27.135 1:07.209 1:37.181 270.7 9:06.005 5 2 3:37.599 53.986 1:06.932 1:36.681 82.3 12:43.604 6 2 2:43.690 54.591 1:00.729 48.370 82.0 15:27.294 7 2 1:55.327 21.801 33.628 59.898 270.0 17:22.621 8 2 <b>4:09.577 B</b> 53.936 1:07.074 2:08.567 81.9 21:32.198 9 2 6:10.959 4:49.999 33.535 47.425 180.9 27:43.157 10 2 1:44.368 21.614 34.016 48.738 267.3 29:27.525 11 2 2:56.900 23.031 57.416 1:36.453 250.6 32:24.425 12 2 2:05.641 45.574 33.120 46.947 82.1 34:30.066 13 2 <b>1:40.192</b> 21.147 32.577 <b>46.468</b> 267.3 36:10.258 14 2 <del>1:39.894</del> <b>20.904</b> <b>32.512</b> <del>46.478</del> 267.3 37:50.152 15 2 3:44.028 <b>B</b> 21.054 32.561 2:50.413 266.7 41:34.180 16 1 <b>5:33.270 B</b> 49.156 1:07.295 3:36.819 180.9 47:07.450 17 1 4:18.347 2:53.236 37.045 48.066 177.9 51:25.797 18 1 1:47.986 21.391 34.869 51.726 268.0 53:13.783 19 1 1:41.754 21.306 32.976 47.472 268.0 54:55.537 20 1 1:41.266 21.310 33.225 46.731 270.7 56:36.803 21 1 1:40.719 21.222 32.704 46.793 269.3 58:17.522 22 1 1:40.582 21.166 32.686 46.730 269.3 59:58.104 23 1 1:40.777 21.326 32.752 46.699 268.7 1:01:38.881							
<b>33</b> <b>Team Virage</b> Ligier JS P320 - Nissan 1. Rob HODES LMP3 2. Ian RODRIGUEZ								<b>40</b> <b>GRAFF Racing</b> Ligier JS P320 - Nissan 1. Luis SANJUAN LMP3 2. Théo VAUCHER							
1	2	2:14.258	44.128	38.895	51.235	165.1	2:14.258	1	2	2:32.058	1:04.121	38.365	49.572	177.6	2:32.058
2	2	1:44.780	22.872	33.865	48.043	233.8	3:59.038	2	2	1:46.181	21.874	35.170	49.137	268.0	4:18.239
3	2	<del>1:41.814</del>	21.497	32.996	<del>47.321</del>	261.5	5:40.852	3	2	<b>1:44.255</b>	<b>21.592</b>	<b>34.127</b>	<b>48.536</b>	272.0	6:02.494
4	2	4:52.661 <b>B</b>	22.401	58.971	3:31.289	259.0	10:33.513	4	2	3:23.307	36.525	1:08.728	1:38.054	236.3	9:25.801
5	2	3:46.543	59.494	1:08.641	1:38.408	81.0	14:20.056	5	2	3:44.571	54.742	1:08.441	1:41.388	81.2	13:10.372
6	2	1:57.657	33.475	34.141	50.041	189.5	16:17.713	6	2	2:31.860	54.992	46.967	49.901	81.3	15:42.232
7	2	<b>8:27.412 B</b>	21.620	45.822	7:19.970	260.2	24:45.125	7	2	<b>6:28.648 B</b>	21.860	35.303	5:31.485	266.7	22:10.880
8	2	<del>3:30.536</del>	2:07.472	<del>35.232</del>	47.832	159.8	28:15.661	8	1	5:51.876	4:24.672	36.589	50.615	175.3	28:10.756
9	2	1:43.497	21.476	33.315	48.706	264.1	29:59.158	9	1	3:43.085 <b>B</b>	21.822	36.452	2:44.811	266.0	31:45.841
10	2	3:20.345	50.565	1:08.454	1:21.326	81.3	33:19.503	<b>43</b> <b>Racing Spirit of Leman</b> Ligier JS P320 - Nissan 1. Jacques WOLFF LMP3 2. Josh SKELTON							
11	2	<b>1:41.143</b>	21.468	32.750	<b>46.925</b>	261.5	35:00.646	1	1	2:21.416	52.456	37.440	51.520	176.5	2:21.416
12	2	<del>1:41.496</del>	21.210	<del>32.849</del>	47.437	265.4	36:42.142	2	1	1:45.774	22.516	34.562	48.696	262.1	4:07.190
13	2	<b>5:10.955 B</b>	<b>21.187</b>	<b>32.390</b>	4:17.378	264.1	41:53.097	3	1	1:46.916	22.543	34.500	49.873	265.4	5:54.106
14	1	9:04.459	7:39.967	35.804	48.688	168.7	50:57.556	4	1	4:46.686 <b>B</b>	26.521	1:07.814	3:12.351	264.7	10:40.792
15	1	1:43.740	22.322	33.519	47.899	262.1	52:41.296	5	2	3:44.943	58.274	1:07.965	1:38.704	81.4	14:25.735
16	1	1:42.115	21.525	33.199	47.391	259.0	54:23.411	6	2	1:56.317	30.086	35.566	50.665	208.5	16:22.052
17	1	1:42.135	21.531	33.103	47.501	270.7	56:05.546	7	2	<b>2:55.448</b>	21.679	56.482	1:37.287	265.4	19:17.500
18	1	1:45.229	22.420	34.103	48.706	266.7	57:50.775	8	2	<b>3:44.815 B</b>	54.549	1:07.868	1:42.398	81.6	23:02.315
19	1	1:41.758	21.468	33.028	47.262	266.7	59:32.533	9	1	5:08.913	3:41.797	34.686	52.430	168.0	28:11.228
20	1	1:41.605	21.523	32.937	47.145	264.7	1:01:14.138	10	1	1:49.613	21.658	34.424	53.531	263.4	30:00.841
<b>37</b> <b>CD Sport</b> Ligier JS P320 - Nissan 1. Fabien MICHAL LMP3 2. Adam ETEKI								11 1 3:19.619 53.013 1:07.618 1:18.988 81.4 33:20.460 12 1 <del>1:45.775</del> 23.685 34.425 <del>47.665</del> 268.7 35:06.235 13 1 1:44.777 22.361 34.105 48.311 266.7 36:51.012 14 1 <del>1:42.459</del> 21.506 33.373 <del>47.580</del> 268.7 38:33.471 15 1 1:42.485 21.509 33.389 47.587 268.7 40:15.956							





# Michelin Le Mans Cup

## Imola Round

### Free Practice 2

#### Sector Analysis

Lap under Red Flag    Invalidated Lap    Personal Best    Session Best    Crossing the pit lane

Lap	D	Time	Sector 1	Sector 2	Sector 3	T. Spd	Elapsed	Lap	D	Time	Sector 1	Sector 2	Sector 3	T. Spd	Elapsed
16	1	<del>1:42.636</del>	21.470	<b>32.972</b>	<del>48.194</del>	269.3	41:58.592								
17	1	<b>5:33.727</b> B	41.779	1:07.828	3:44.120	121.6	47:32.319								
18	2	3:52.355	2:30.051	34.773	47.531	175.9	51:24.674								
19	2	1:44.504	21.984	34.228	48.292	241.1	53:09.178								
20	2	<b>1:40.774</b>	21.411	33.024	<b>46.339</b>	269.3	54:49.952								
21	2	<del>1:39.799</del>	<b>20.946</b>	<del>32.089</del>	46.773	268.0	56:29.751								
22	2	3:28.020 B	21.073	33.225	2:33.722	271.4	59:57.771								

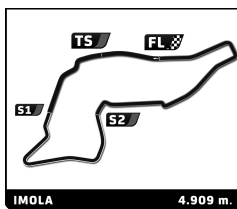
44		GMB Motorsport		Honda NSX GT3			
		1.Gustav BIRCH		GT3			
		2.Jens MØLLER					
1	1	2:53.903	1:23.616	38.597	51.690	165.9	2:53.903
2	1	1:50.888	23.597	36.852	50.439	257.8	4:44.791
3	1	2:18.419	23.591	37.736	1:17.092	261.5	7:03.210
4	1	7:49.657 B	54.730	1:07.957	5:46.970	81.8	14:52.867
5	1	<del>2:04.244</del>	37.976	36.448	<del>49.820</del>	175.6	16:57.111
6	1	9:32.254 B	47.295	1:08.162	7:36.797	81.8	26:29.365
7	1	2:06.370	40.287	36.099	49.984	175.6	28:35.735
8	1	2:11.462	22.898	36.288	1:12.276	259.0	30:47.197
9	1	3:00.061	54.828	1:08.511	56.722	81.8	33:47.258
10	1	1:47.034	22.950	35.288	48.796	257.8	35:34.292
11	1	1:48.700	23.060	35.832	49.808	260.2	37:22.992
12	1	<b>1:46.185</b>	22.862	<b>34.766</b>	48.557	259.0	39:09.177
13	1	<del>1:47.634</del>	22.583	35.520	<del>49.531</del>	259.0	40:56.811
14	1	8:57.499 B	23.203	35.437	7:58.859	260.2	49:54.310
15	2	2:01.796	38.031	35.198	48.567	175.0	51:56.106
16	2	1:50.476	26.612	34.875	52.989	257.8	53:46.582
17	2	1:47.948	<b>22.193</b>	35.391	50.364	258.4	55:34.530
18	2	1:49.017	22.426	38.103	<b>48.488</b>	258.4	57:23.547
19	2	<del>1:47.110</del>	22.300	<del>34.654</del>	50.156	258.4	59:10.657

46		Ebimotors		Porsche 911 GT3 R			
		1.Emanuele BUSNELLI		GT3			
		2.Fabio BABINI					
1	2	2:36.321	1:02.498	40.523	53.300	152.1	2:36.321
2	2	1:47.510	22.905	34.954	49.651	259.0	4:23.831
3	2	9:56.281 B	23.322	36.667	8:56.292	260.2	14:20.112
4	2	2:08.565	38.975	37.904	51.686	174.5	16:28.677
5	2	9:51.829 B	22.368	1:00.227	8:29.234	260.9	26:20.506
6	1	2:09.175	40.116	38.775	50.284	180.6	28:29.681
7	1	2:06.678	22.242	36.000	1:08.436	259.0	30:36.359
8	1	3:04.612	54.213	1:08.098	1:02.301	82.1	33:40.971
9	1	1:48.325	22.830	35.891	49.604	258.4	35:29.296
10	1	1:47.686	22.377	35.667	49.642	260.9	37:16.982
11	1	1:47.549	22.632	35.735	49.182	262.1	39:04.531
12	1	1:46.990	22.468	35.008	49.514	260.2	40:51.521
13	1	<b>7:18.963</b> B	22.494	35.171	6:21.298	260.9	48:10.484
14	2	3:25.394	1:55.727	38.210	51.457	170.3	51:35.878
15	2	1:45.456	22.246	34.377	48.833	260.2	53:21.334
16	2	1:44.633	22.026	34.282	48.325	260.9	55:05.967
17	2	<b>1:44.067</b>	21.965	<b>33.912</b>	48.190	262.8	56:50.034
18	2	1:44.206	22.033	34.014	<b>48.159</b>	262.8	58:34.240
19	2	1:45.262	<b>21.910</b>	34.647	48.705	262.8	1:00:19.502

51		AF Corse		Ferrari 488 GT3			
		1.Marcos VIVIAN		GT3			
		2.Luke DAVENPORT					
1	2	3:13.326	1:39.760	38.806	54.760	172.0	3:13.326
2	2	1:51.135	23.142	35.234	52.759	254.7	5:04.461
3	2	2:48.007 B	23.741	37.866	1:46.400	252.3	7:52.468
4	1	7:10.494	4:46.806	1:08.537	1:15.151	81.9	15:02.962
5	1	1:51.687	23.799	36.191	51.697	252.9	16:54.649
6	1	<b>3:32.794</b> B	38.920	1:08.022	1:45.852	252.3	20:27.443
7	1	<del>7:39.122</del>	6:05.330	<del>38.668</del>	55.124	157.9	28:06.565
8	1	1:52.409	23.640	36.371	52.398	255.9	29:58.974
9	1	3:20.807	49.731	1:08.450	1:22.626	81.9	33:19.781
10	1	1:53.548	24.439	38.053	51.056	254.1	35:13.329
11	1	1:49.866	23.276	35.929	50.661	255.3	37:03.195
12	1	1:49.584	23.274	35.914	50.396	255.9	38:52.779
13	1	1:53.315	24.637	36.297	52.381	255.9	40:46.094
14	1	<b>2:48.515</b> B	23.537	37.763	1:47.215	255.9	43:34.609
15	1	8:50.494	7:15.384	40.009	55.101	158.1	52:25.103
16	1	1:50.215	23.445	36.142	50.628	254.1	54:15.318
17	1	1:48.884	23.069	35.590	50.225	255.9	56:04.202
18	1	1:50.689	22.881	36.056	51.752	256.5	57:54.891
19	1	<b>1:48.490</b>	23.243	<b>35.147</b>	<b>50.100</b>	256.5	59:43.381

53		RLR M Sport		Ligier JS P320 - Nissan			
		1.Tommy FOSTER		LMP3			
		2.Martin RICH					
1	1	3:38.522	2:14.515	35.090	48.917	180.6	3:38.522
2	1	<del>1:42.231</del>	21.668	<del>33.204</del>	47.359	264.1	5:20.753
3	1	2:44.637	21.289	44.194	1:39.154	265.4	8:05.390
4	1	3:41.050	54.881	1:08.357	1:37.812	81.5	11:46.440
5	1	3:12.014	54.832	1:08.332	1:08.850	80.1	14:58.454
6	1	1:42.051	21.489	33.055	47.507	264.7	16:40.505
7	1	12:14.831 B	23.521	1:07.406	...	267.3	28:55.336
8	1	2:56.746	36.577	43.202	1:36.967	184.3	31:52.082
9	1	2:23.773	54.377	41.612	47.784	81.9	34:15.855
10	1	1:40.990	21.026	32.571	47.393	268.0	35:56.845
11	1	1:40.265	21.039	32.437	46.789	268.0	37:37.110
12	1	<b>1:39.531</b>	<b>20.776</b>	<b>32.235</b>	<b>46.520</b>	270.0	39:16.641
13	1	10:00.504 B	20.824	32.908	9:06.772	271.4	49:17.145
14	2	2:15.844	49.445	36.503	49.896	176.8	51:32.989
15	2	1:43.708	21.560	34.137	48.011	268.7	53:16.697
16	2	1:42.559	21.428	33.343	47.788	271.4	54:59.256
17	2	1:42.230	21.562	33.107	47.561	270.7	56:41.486
18	2	1:46.042	21.400	34.742	49.900	271.4	58:27.528
19	2	1:42.905	21.377	33.586	47.942	270.0	1:00:10.433

55		GMB Motorsport		Honda NSX GT3			
		1.Kasper H. JENSEN		GT3			
		2.Kristian POULSEN					
1	1	3:15.506	1:33.664	43.411	58.431	143.2	3:15.506
2	1	1:58.667	25.137	38.332	55.198	212.6	5:14.173
3	1	2:50.692	24.988	46.458	1:39.246	223.1	8:04.865
4	1	3:41.188	54.783	1:08.333	1:38.072	81.4	11:46.053
5	1	3:17.294	54.789	1:08.195	1:14.310	81.5	15:03.347
6	1	1:53.135	23.953	36.243	52.939	238.4	16:56.482



# Michelin Le Mans Cup

## Imola Round

### Free Practice 2

### Sector Analysis

Lap under Red Flag    Invalidated Lap    Personal Best    Session Best    Crossing the pit lane

Lap	D	Time	Sector 1	Sector 2	Sector 3	T. Spd	Elapsed	Lap	D	Time	Sector 1	Sector 2	Sector 3	T. Spd	Elapsed		
7	1	9:25.230	B	45.900	1:07.881	7:31.449	94.0	26:21.712	4	1	2:32.866	21.861	34.520	1:36.485	266.7	18:32.697	
8	1	4:13.759	B	39.568	36.959	2:57.232	173.4	30:35.471	5	1	8:17.368	B	55.317	1:13.107	6:08.944	80.4	26:50.065
9	1	5:14.954	B	58.132	1:07.926	3:08.896	81.7	35:50.425	6	1	2:05.307	38.462	36.928	49.917	175.0	28:55.372	
10	1	2:03.123		37.636	36.297	49.190	177.9	37:53.548	7	1	2:36.485	22.201	35.913	1:38.371	266.7	31:31.857	
11	1	1:45.291		22.450	34.382	48.459	260.2	39:38.839	8	1	2:38.989	55.153	52.852	50.984	80.5	34:10.846	
12	1	1:48.792		22.880	35.785	50.127	252.9	41:27.631	9	1	1:45.928	22.369	34.669	48.890	278.4	35:56.774	

**57** **GRAFF Racing** Ligier JS P320 - Nissan  
 1. Stephan RUPP LMP3  
 2. Ryan HARPER-ELLAM

1	2	2:23.778		56.455	36.204	51.119	165.1	2:23.778
2	2	1:45.806		23.329	33.846	48.631	259.6	4:09.584
3	2	1:43.568		21.492	33.549	48.527	266.7	5:53.152
4	2	3:10.158		24.562	1:07.851	1:37.745	257.1	9:03.310
5	2	3:39.689		54.428	1:07.733	1:37.528	81.7	12:42.999
6	2	2:48.912		54.896	1:01.829	52.187	80.7	15:31.911
7	2	2:04.059		21.735	33.725	1:08.599	266.0	17:35.970
8	2	5:36.669	B	54.360	1:07.591	3:34.718	81.9	23:12.639
9	1	5:08.365		3:39.745	37.480	51.140	92.8	28:21.004
10	1	2:05.524		22.835	37.295	1:05.394	266.7	30:26.528
11	1	3:06.531		54.442	1:07.682	1:04.407	81.9	33:33.059
12	1	1:49.101		23.201	35.017	50.883	264.1	35:22.160
13	1	1:48.034		23.070	35.678	49.286	265.4	37:10.194
14	1	1:46.536		22.551	35.453	48.532	266.7	38:56.730
15	1	1:47.594		22.035	35.237	50.322	268.7	40:44.324
16	1	5:08.889	B	21.926	35.727	4:11.236	268.7	45:53.213
17	2	5:16.660		3:52.174	34.974	49.512	110.5	51:09.873

**61** **AF Corse** Ferrari 488 GT3  
 1. Gino FORGIONE GT3  
 2. Andrea MONTERMINI

1	1	2:50.430		1:16.038	39.901	54.491	170.9	2:50.430
2	1	1:49.437		23.232	36.382	49.823	254.1	4:39.867
3	1	8:59.032		6:10.665	1:09.139	1:39.228	257.8	13:38.899
4	1	2:24.044		54.935	38.157	50.952	82.1	16:02.943
5	1	2:45.193		23.294	39.330	1:42.569	263.4	18:48.136
6	1	3:50.974	B	54.588	1:07.545	1:48.841	81.7	22:39.110
7	1	5:46.561		4:15.118	39.128	52.315	98.0	28:25.671
8	1	2:14.129	B	22.954	36.554	1:14.621	260.9	30:39.800
9	1	6:35.224		5:01.164	35.639	58.421	131.1	37:15.024
10	1	1:45.536		22.337	34.579	48.629	264.7	39:00.560
11	1	1:45.681		22.256	34.560	48.865	260.9	40:46.241
12	1	2:36.590	B	22.295	34.228	1:40.067	260.2	43:22.831
13	2	8:42.234		7:17.604	34.995	49.635	180.9	52:05.065
14	2	1:44.520		22.384	34.078	48.058	255.3	53:49.585
15	2	1:51.314		22.181	35.084	54.049	262.1	55:40.899
16	2	1:44.347		22.091	34.034	48.225	263.4	57:25.246
17	2	1:50.313		23.430	38.116	48.767	260.2	59:15.559
18	2	1:43.965		21.991	33.951	48.023	260.2	1:00:59.524

**66** **Rinaldi Racing** Duqueine M30 - D08 - Nissan  
 1. Steve PARROW LMP3  
 2. Daniel KEILWITZ

1	1	3:23.342		1:55.931	36.517	50.894	172.2	3:23.342
2	1	10:10.080	B	21.938	34.772	9:13.370	279.1	13:33.422
3	1	2:26.409		59.361	37.443	49.605	80.6	15:59.831

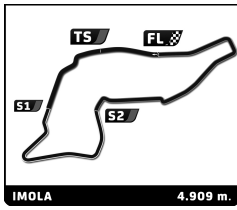
10	1	1:45.734		22.858	34.406	48.470	266.0	37:42.508
11	1	1:43.525		21.729	33.628	48.168	269.3	39:26.033
12	1	1:45.454		22.163	35.143	48.148	270.0	41:11.487
13	1	8:57.626	B	21.520	45.091	7:51.015	271.4	50:09.113
14	2	2:00.012		39.302	33.778	46.932	167.7	52:09.125
15	2	1:41.330		21.211	32.964	47.155	270.0	53:50.455
16	2	1:42.440		21.341	32.946	48.153	272.0	55:32.895
17	2	1:39.866		21.211	32.339	46.316	270.7	57:12.761
18	2	1:39.485		20.821	32.159	46.505	281.2	58:52.246
19	2	1:39.300		20.829	32.114	46.357	284.2	1:00:31.546

**69** **COOL Racing** Ligier JS P320 - Nissan  
 1. Maurice SMITH LMP3  
 2. Maithe JAKOBSEN

1	1	2:14.700		47.416	36.641	50.643	176.5	2:14.700
2	1	1:45.396		23.765	33.868	47.763	251.7	4:00.096
3	1	1:43.326		21.742	33.473	48.111	264.7	5:43.422
4	1	2:57.970		22.007	58.745	1:37.218	264.7	8:41.392
5	1	3:39.709		54.488	1:07.704	1:37.517	81.8	12:21.101
6	1	2:55.968		54.481	1:07.698	53.789	81.7	15:17.069
7	1	1:44.032		22.060	33.719	48.253	263.4	17:01.101
8	1	7:04.278	B	52.272	1:07.628	5:04.378	71.7	24:05.379
9	2	4:12.031		2:46.829	36.095	49.107	95.1	28:17.410
10	2	1:45.295		21.959	34.440	48.896	258.4	30:02.705
11	2	3:18.776		54.308	1:07.351	1:17.117	81.8	33:21.481
12	2	1:45.146		23.020	34.508	47.618	262.8	35:06.627
13	2	1:41.525		22.322	32.892	46.311	247.7	36:48.152
14	2	3:57.743	B	21.022	31.908	3:04.813	266.7	40:45.895
15	2	3:25.971	B	37.830	38.944	2:09.197	182.7	44:11.866
16	2	6:40.235		5:19.409	32.844	47.982	182.7	50:52.101
17	2	1:43.048		21.584	33.974	47.490	252.3	52:35.149
18	2	1:45.623		21.057	34.200	50.366	266.7	54:20.772
19	2	1:41.661		21.178	32.810	47.673	268.0	56:02.433
20	2	1:39.649		21.285	32.070	46.294	267.3	57:42.082
21	2	1:39.189		20.755	31.969	46.465	268.0	59:21.271
22	2	1:38.358		20.723	31.720	45.915	268.0	1:00:59.629

**72** **Team Virage** Ligier JS P320 - Nissan  
 1. Alexandre YVON LMP3  
 2. Mathis POULET

1	2	1:54.466		33.026	33.700	47.740	175.3	1:54.466
2	2	1:41.104		21.351	32.951	46.802	261.5	3:35.570
3	2	1:40.760		21.382	32.528	46.850	265.4	5:16.330
4	2	2:31.007		22.839	33.364	1:34.804	267.3	7:47.337
5	2	3:39.260		54.442	1:07.710	1:37.108	81.8	11:26.597
6	2	3:27.101		1:03.021	1:07.824	1:16.256	76.9	14:53.698
7	2	1:41.365		21.458	32.891	47.016	260.9	16:35.063
8	2	4:26.391	B	21.595	1:02.326	3:02.470	268.0	21:01.454
9	1	6:40.484		5:16.035	35.464	48.985	172.8	27:41.938



# Michelin Le Mans Cup

## Imola Round

### Free Practice 2

### Sector Analysis

Lap under Red Flag													Invalidated Lap	Personal Best	Session Best	B Crossing the pit lane
Lap	D	Time	Sector 1	Sector 2	Sector 3	T. Spd	Elapsed	Lap	D	Time	Sector 1	Sector 2	Sector 3	T. Spd	Elapsed	
10	1	1:45.378	22.091	34.071	49.216	262.8	29:27.316	13	1	1:42.026	21.385	32.802	47.839	266.0	40:28.207	
11	1	3:04.291	24.226	1:00.467	1:39.598	241.6	32:31.607	14	1	9:16.978 B	24.286	34.145	8:18.547	216.9	49:45.185	
12	1	2:04.978	42.149	34.474	48.355	81.1	34:36.585	15	1	2:04.602	37.924	36.012	50.666	172.0	51:49.787	
13	1	<del>1:44.658</del>	22.165	<del>34.239</del>	48.254	266.0	36:21.243	16	1	1:48.157	23.415	36.537	48.205	243.2	53:37.944	
14	1	1:45.347	22.379	34.592	48.376	264.7	38:06.590	17	1	1:42.019	21.354	32.957	47.708	266.7	55:19.963	
15	1	1:47.648	22.088	35.421	50.139	265.4	39:54.238	18	1	<b>1:41.831</b>	21.369	<b>32.733</b>	47.729	268.0	57:01.794	
16	1	1:45.653	22.118	34.823	48.712	263.4	41:39.891	19	1	1:45.319	<b>21.314</b>	34.398	49.607	268.0	58:47.113	
17	1	8:35.255 B	22.598	1:05.986	7:06.671	263.4	50:15.146	20	1	1:41.881	21.478	32.948	<b>47.455</b>	267.3	1:00:28.994	
18	2	2:01.616	38.810	35.062	47.744	169.8	52:16.762	<b>88</b> <b>GMB Motorsport</b> Honda NSX GT3								
19	2	1:39.870	21.342	32.194	46.334	263.4	53:56.632	1. Mikkel O. PEDERSEN GT3								
20	2	1:50.559	21.095	43.202	46.262	266.7	55:47.191	2. Lars Engelbrecht PEDERSE								
21	2	<b>1:38.929</b>	<b>20.917</b>	<b>31.870</b>	<b>46.142</b>	266.7	57:26.120	1	2	3:09.959	1:34.365	42.269	53.325	147.3	3:09.959	
22	2	1:43.716	21.759	34.128	47.829	268.7	59:09.836	2	2	1:51.540	23.604	36.675	51.261	253.5	5:01.499	
<b>73</b> <b>TS Corse</b> Duqueine M30 - D08 - Nissan LMP3																
1. Pietro PECCENINI																
2. Parth GHORPADE																
1	2	2:30.545	1:03.477	37.407	49.661	161.2	2:30.545	3	2	4:44.193 B	23.723	39.242	3:41.228	256.5	9:45.692	
2	2	<b>1:47.208</b>	22.196	<b>35.751</b>	<b>49.261</b>	264.7	4:17.753	4	2	5:36.760 B	58.703	1:07.430	3:30.627	82.5	15:22.452	
3	2	<del>1:24.695 B</del>	<b>21.683</b>	<del>31.246</del>	1:43.676	268.7	15:42.358	5	2	11:02.260 B	38.675	37.712	9:45.873	173.9	26:24.712	
<b>76</b> <b>Reiter Engineering</b> Ligier JS P320 - Nissan LMP3																
1. Freddie HUNT																
2. Mads SILJEHAUG																
1	1	2:21.024	43.810	38.933	58.281	152.3	2:21.024	6	2	2:06.786	39.042	36.949	50.795	175.0	28:31.498	
2	1	2:01.096	28.910	38.709	53.477	187.2	4:22.120	7	2	4:45.630 B	22.817	36.558	3:46.255	258.4	33:17.128	
3	1	2:15.440 B	23.681	38.100	1:13.659	240.0	6:37.560	8	2	2:16.821	42.883	41.463	52.475	163.9	35:33.949	
4	1	5:23.025	2:31.611	1:10.237	1:41.177	81.9	12:00.585	9	2	1:48.988	23.113	35.754	50.121	257.1	37:22.937	
5	1	3:30.606 B	56.584	1:08.791	1:25.231	82.1	15:31.191	10	2	1:48.821	23.302	35.700	49.819	257.8	39:11.758	
6	1	11:27.158 B	2:12.365	1:07.977	8:06.816	81.7	26:58.349	11	2	1:48.707	22.916	35.415	50.376	260.9	41:00.465	
7	2	5:06.289	2:38.167	46.970	1:41.152	172.5	32:04.638	12	2	<b>7:00.099 B</b>	22.785	35.613	6:01.701	260.9	48:00.564	
8	2	2:22.435	54.436	39.017	48.982	81.9	34:27.073	13	1	3:28.737	2:02.581	34.956	51.200	176.8	51:29.301	
9	2	1:48.616	21.876	33.198	53.542	266.0	36:15.689	14	1	1:45.745	22.050	35.058	48.637	262.1	53:15.046	
10	2	1:43.493	21.737	33.851	47.905	266.7	37:59.182	15	1	<del>1:45.961</del>	22.530	<del>34.945</del>	<b>48.486</b>	252.3	55:01.007	
11	2	1:52.318	25.539	38.428	48.351	193.9	39:51.500	16	1	<b>1:45.002</b>	22.174	34.195	48.633	264.7	56:46.009	
12	2	1:44.173	21.619	34.480	48.074	267.3	41:35.673	17	1	1:45.072	22.352	<b>33.941</b>	48.779	255.3	58:31.081	
13	2	<b>3:15.151 B</b>	21.285	1:05.723	1:48.143	268.7	44:50.824	18	1	1:45.071	<b>22.021</b>	33.948	49.102	260.9	1:00:16.152	
14	2	<del>6:21.918</del>	4:56.897	<del>33.365</del>	51.656	164.9	51:12.742	<b>99</b> <b>Bullitt Racing</b> Aston Martin Vantage GT3								
15	2	<b>1:42.465</b>	21.337	34.122	<b>47.006</b>	268.0	52:55.207	1. Stephen PATRICK GT3								
16	2	1:57.649 B	<b>21.075</b>	<b>32.316</b>	1:04.258	268.7	54:52.856	2. Theo NOUET								
<b>77</b> <b>Team Thor</b> Ligier JS P320 - Nissan LMP3																
1. Audunn GUDMUNDSSON																
2. Michael MARKUSSEN																
1	2	3:20.047	1:42.125	40.210	57.712	176.2	3:20.047	1	1	2:27.079	52.534	38.874	55.671	164.1	2:27.079	
2	2	1:44.315	21.877	34.468	47.970	264.1	5:04.362	2	1	<b>1:56.594</b>	24.255	39.058	53.281	236.3	4:23.673	
3	2	2:23.326	22.384	34.644	1:26.298	265.4	7:27.688	3	1	2:12.087	23.248	42.314	1:06.525	262.1	6:35.760	
4	2	3:40.805	54.696	1:08.141	1:37.968	81.5	11:08.493	4	1	7:00.021 B	55.184	1:08.707	4:56.130	80.9	13:35.781	
5	2	3:31.832	54.626	1:08.041	1:29.165	81.5	14:40.325	5	1	2:32.676	1:02.759	39.105	<b>50.812</b>	80.4	16:08.457	
6	2	1:53.807	23.746	34.415	55.646	251.7	16:34.132	6	1	<b>2:48.120</b>	<b>22.552</b>	46.379	1:39.189	260.9	18:56.577	
7	2	<b>4:49.134 B</b>	21.649	1:01.629	3:25.856	266.7	21:23.266	7	1	18:44.107 B	55.368	1:08.994	...	80.8	37:40.684	
8	2	6:19.583	4:56.596	34.627	48.360	178.8	27:42.849	8	2	2:31.658	46.830	45.419	59.409	127.7	40:12.342	
9	2	1:45.499	21.696	35.073	48.730	265.4	29:28.348	9	2	<b>6:36.151 B</b>	28.258	38.836	5:29.057	145.2	46:48.493	
10	2	5:26.873 B	23.658	1:00.462	4:02.753	265.4	34:55.221	10	2	5:45.700 B	3:06.161	39.496	2:00.043	136.4	52:34.193	
11	1	2:07.795	44.192	34.520	49.083	118.8	37:03.016	11	2	3:13.257 B	42.887	<b>38.698</b>	1:51.672	133.5	55:47.450	
12	1	1:43.165	21.660	33.506	47.999	265.4	38:46.181									