

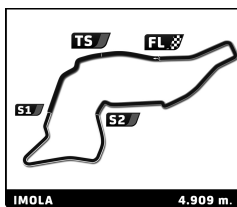
Michelin Le Mans Cup

Imola Round

Qualifying Practice - LMP3

Sector Analysis

Lap under Red Flag							Invalidated Lap		Personal Best		Session Best		B Crossing the pit lane		
Lap	D	Time	Sector 1	Sector 2	Sector 3	T. Spd	Elapsed	Lap	D	Time	Sector 1	Sector 2	Sector 3	T. Spd	Elapsed
2	United Autosports 1.Shaun LYNN 2.Max LYNN							Ligier JS P320 - Nissan LMP3							
1	1	2:23.222	52.707	38.419	52.096	117.4	2:23.222								
2	1	1:44.589	22.155	34.146	48.288	264.1	4:07.811								
3	1	1:43.312	21.576	33.688	48.048	266.0	5:51.123								
4	1	1:42.998	21.537	33.805	47.656	265.4	7:34.121								
5	1	2:29.203 B	21.652	33.383	1:34.168	265.4	10:03.324								
6	1	7:56.475	6:30.855	34.415	51.205	181.5	17:59.799								
7	1	1:42.759	21.795	33.450	47.514	266.0	19:42.558								
3	DKR Engineering 1.Jon BROWNSON 2.Laurents HERR							Duqueine M30 - D08 - Nissan LMP3							
1	1	2:42.365	1:12.248	38.539	51.578	168.0	2:42.365								
2	1	1:44.969	21.843	34.300	48.826	267.3	4:27.334								
3	1	1:43.504	21.462	34.034	48.008	270.7	6:10.838								
4	1	1:42.206	21.264	33.444	47.498	272.7	7:53.044								
5	1	2:24.866 B	21.252	33.389	1:30.225	274.1	10:17.910								
6	1	7:46.420	6:22.458	34.795	49.167	181.5	18:04.330								
7	1	1:42.325	21.281	33.382	47.662	272.0	19:46.655								
4	Nielsen Racing 1.John MELSOM 2.Matthew BELL							Duqueine M30 - D08 - Nissan LMP3							
1	1	2:22.195	51.805	38.682	51.708	122.0	2:22.195								
2	1	1:44.392	22.404	34.306	47.682	266.0	4:06.587								
3	1	1:47.721	21.938	33.374	52.409	271.4	5:54.308								
4	1	1:44.105	21.686	33.114	49.305	270.0	7:38.413								
5	1	2:11.980 B	21.167	32.973	1:17.840	273.4	9:50.393								
6	1	8:07.041	6:42.652	34.303	50.086	178.8	17:57.434								
7	1	1:41.629	21.322	32.828	47.479	269.3	19:39.063								
6	ANS Motorsport 1.Jonathan BROSSARD 2.Nicolas SCHATZ							Ligier JS P320 - Nissan LMP3							
1	1	2:28.237	55.420	38.973	53.844	165.4	2:28.237								
2	1	1:45.047	22.555	34.625	47.867	266.0	4:13.284								
3	1	1:42.604	21.372	33.446	47.786	269.3	5:55.888								
4	1	1:44.724	21.183	33.139	50.402	268.0	7:40.612								
5	1	2:06.349 B	21.123	32.849	1:12.377	270.7	9:46.961								
6	1	8:12.129	6:44.471	34.454	53.204	179.7	17:59.090								
7	1	1:41.823	21.263	33.165	47.395	269.3	19:40.913								
7	Nielsen Racing 1.Anthony WELLS 2.Colin NOBLE							Ligier JS P320 - Nissan LMP3							
1	1	2:17.688	50.256	36.982	50.450	118.8	2:17.688								
2	1	1:44.065	21.486	33.786	48.793	264.1	4:01.753								
3	1	1:41.539	21.320	33.068	47.151	267.3	5:43.292								
4	1	1:40.893	21.302	32.598	46.993	268.0	7:24.185								
5	1	1:44.428	21.050	32.660	50.718	268.7	9:08.613								
6	1	7:36.026 B	52.286	1:07.190	5:36.550	82.6	16:44.639								
7	1	2:04.005	40.361	34.867	48.777	181.8	18:48.644								
8	1	1:41.325	21.341	32.774	47.210	266.7	20:29.969								
9	AT Racing Team 1.Alexander TALKANITSA 2.Alexander TALKA JR							Ligier JS P320 - Nissan LMP3							
1	1	3:28.239	1:55.999	38.797	53.443	172.0	3:28.239								
2	1	1:43.481	21.837	33.835	47.809	264.1	5:11.720								
3	1	1:42.535	21.422	33.432	47.681	265.4	6:54.255								
4	1	1:42.271	21.477	33.527	47.267	266.0	8:36.526								
5	1	3:26.863 B	21.344	1:04.335	2:01.184	268.0	12:03.389								
6	1	6:13.870	4:49.647	34.399	49.824	170.3	18:17.259								
7	1	1:42.033	21.234	33.224	47.575	265.4	19:59.292								
10	Racing Spirit of Leman 1.Alexander MATTSCHULL 2.Tom DILLMANN							Ligier JS P320 - Nissan LMP3							
1	1	2:05.705	38.397	36.591	50.717	161.2	2:05.705								
2	1	1:41.436	21.503	32.905	47.028	267.3	3:47.141								
3	1	1:42.666	20.974	32.536	50.156	272.0	5:30.807								
4	1	1:43.716	21.025	32.651	50.040	272.0	7:14.523								
5	1	1:40.561	21.060	32.622	46.879	274.1	8:55.084								
6	1	3:51.979 B	51.820	1:08.061	1:52.098	67.0	12:47.063								
7	1	5:43.714	4:20.749	34.318	48.647	143.0	18:30.777								
8	1	1:40.766	21.133	32.782	46.851	270.0	20:11.543								
11	WTM Racing 1.Torsten KRATZ 2.Leonard WEISS							Duqueine M30 - D08 - Nissan LMP3							
1	1	3:41.843	2:17.941	35.642	48.260	175.3	3:41.843								
2	1	1:41.657	21.293	32.895	47.469	272.0	5:23.500								
3	1	1:41.437	21.226	33.125	47.086	275.5	7:04.937								
4	1	1:39.163	20.843	32.019	46.301	287.2	8:44.100								
5	1	8:29.484 B	32.439	1:07.950	6:49.095	288.0	17:13.584								
6	1	2:02.468	39.116	34.227	49.125	141.4	19:16.052								
13	Haegeli by T2 Racing 1.Pieder DECURTINS 2.Lars KERN							Duqueine M30 - D08 - Nissan LMP3							
1	1	2:29.522	58.402	38.444	52.676	161.2	2:29.522								
2	1	1:46.272	22.086	34.807	49.379	266.0	4:15.794								
3	1	1:42.190	21.355	33.411	47.424	271.4	5:57.984								
4	1	1:43.956	21.313	35.092	47.551	273.4	7:41.940								
5	1	4:12.871 B	21.233	33.177	3:18.461	282.7	11:54.811								
6	1	6:17.099	4:53.091	35.339	48.669	184.9	18:11.910								
7	1	1:42.235	21.582	33.811	46.842	273.4	19:54.145								
14	DKR Engineering 1.James WINSLOW 2.Alexander BUKHANTSOV							Duqueine M30 - D08 - Nissan LMP3							
1	2	2:40.945	1:11.604	38.582	50.759	160.0	2:40.945								
2	2	1:44.517	22.008	34.463	48.046	266.7	4:25.462								
3	2	1:42.142	21.230	33.483	47.429	273.4	6:07.604								
4	2	1:44.046	21.206	33.202	49.638	275.5	7:51.650								
5	2	2:23.680 B	21.145	33.083	1:29.452	282.0	10:15.330								
6	2	7:48.307	6:23.603	35.035	49.669	180.9	18:03.637								
7	2	1:41.319	21.271	32.957	47.091	272.7	19:44.956								
17	IDEC Sport 1.Patrice LAFARGUE 2.Dino LUNARDI							Ligier JS P320 - Nissan LMP3							



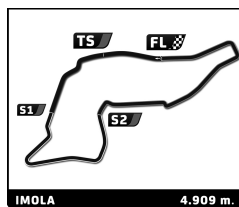
Michelin Le Mans Cup

Imola Round

Qualifying Practice - LMP3

Sector Analysis

Lap under Red Flag							Invalidated Lap		Personal Best		Session Best		B Crossing the pit lane		
Lap	D	Time	Sector 1	Sector 2	Sector 3	T. Spd	Elapsed	Lap	D	Time	Sector 1	Sector 2	Sector 3	T. Spd	Elapsed
20 Optimum Motorsport 1. Mark CRADER 2. Alex MORTIMER <small>Duqueine M30 - D08 - Nissan</small>															
1	1	2:32.436	1:07.265	35.925	49.246	147.5	2:32.436								
2	1	1:44.034	22.002	33.606	48.426	266.0	4:16.470								
3	1	1:45.167	21.881	34.305	48.981	270.7	6:01.637								
4	1	1:41.748	21.473	32.995	47.280	267.3	8:27.812								
5	1	8:29.701 B	21.348	57.692	7:10.661	269.3	16:57.513								
6	1	2:02.243	38.449	34.672	49.122	173.4	18:59.756								
7	1	1:43.211	21.666	33.179	48.366	268.0	20:42.967								
22 United Autosports 1. Andres LATORRE 2. Garnet PATTERSON <small>Ligier JS P320 - Nissan</small>															
1	1	2:24.508	56.053	37.947	50.508	150.4	2:24.508								
2	1	1:44.158	21.757	33.792	48.609	264.1	4:08.666								
3	1	1:44.816	21.487	33.833	49.496	266.0	5:53.482								
4	1	1:43.644	21.578	33.687	48.379	266.7	7:37.126								
5	1	2:08.199 B	21.587	33.483	1:13.129	267.3	9:45.325								
6	1	8:09.593	6:45.575	34.592	49.426	177.0	17:54.918								
7	1	1:42.426	21.325	33.323	47.778	266.0	19:37.344								
23 United Autosports 1. John SCHAUERMAN 2. Wayne BOYD <small>Ligier JS P320 - Nissan</small>															
1	1	2:20.710	50.040	38.321	52.349	128.7	2:20.710								
2	1	1:43.193	21.441	33.739	48.013	262.8	4:03.903								
3	1	1:42.442	21.330	33.489	47.623	266.7	5:46.345								
4	1	1:41.922	21.176	33.238	47.508	267.3	7:28.267								
5	1	2:02.443 B	21.145	33.151	1:08.147	270.0	9:30.710								
6	1	8:21.736	6:59.749	33.948	48.039	173.9	17:52.446								
7	1	1:41.579	21.278	33.006	47.295	264.7	19:34.025								
27 24-7 Motorsport 1. Andrew FERGUSON 2. Louis HAMILTON-SMITH <small>Ligier JS P320 - Nissan</small>															
1	1	2:46.995	1:16.693	37.254	53.048	160.0	2:46.995								
2	1	1:46.816	22.586	35.267	48.963	264.7	4:33.811								
3	1	1:44.232	21.783	33.977	48.472	268.7	6:18.043								
4	1	1:43.537	21.521	33.543	48.473	271.4	8:01.580								
5	1	2:39.984 B	21.518	33.508	1:44.958	268.7	10:41.564								
6	1	7:29.917	6:03.471	35.357	51.089	176.5	18:11.481								
7	1	1:54.599	21.830	36.654	56.115	269.3	20:06.080								
28 MV2S Forestier Racing 1. Christophe CRESPE 2. Emilien CARDE <small>Ligier JS P320 - Nissan</small>															
1	1	2:07.427	38.552	36.808	52.067	165.1	2:07.427								
2	1	1:42.950	21.737	33.580	47.633	267.3	3:50.377								
3	1	1:42.355	21.436	33.107	47.812	270.7	5:32.732								
29 MV2S Forestier Racing 1. Louis ROUSSET 2. Jérôme DE SADELEER <small>Ligier JS P320 - Nissan</small>															
1	2	2:05.963	39.016	36.572	50.375	170.3	2:05.963								
2	2	1:43.688	21.797	33.444	48.447	270.7	3:49.651								
3	2	1:47.195	21.013	33.056	53.126	271.4	5:36.846								
4	2	1:39.052	20.730	31.951	46.371	268.7	7:15.898								
30 Frikadelli Racing Team 1. Klaus ABBELEN 2. Felipe LASER <small>Ligier JS P320 - Nissan</small>															
1	1	2:36.199	1:08.804	36.867	50.528	173.9	2:36.199								
2	1	1:45.370	22.006	34.414	48.950	267.3	4:21.569								
3	1	1:44.280	21.829	34.047	48.404	271.4	6:05.849								
4	1	1:44.011	21.883	33.733	48.395	271.4	7:49.860								
5	1	3:39.553 B	21.780	33.665	2:44.108	271.4	11:29.413								
6	1	6:43.688	5:16.707	36.741	50.240	181.2	18:13.101								
7	1	1:43.421	21.420	33.738	48.263	271.4	19:56.522								
31 AF Corse 1. Kriton LENTOUDIS 2. Rui AGUAS <small>Ligier JS P320 - Nissan</small>															
1	1	3:00.773	1:33.150	37.348	50.275	172.2	3:00.773								
2	1	1:44.043	21.915	33.975	48.153	262.8	4:44.816								
3	1	1:44.161	21.607	34.229	48.325	264.1	6:28.977								
4	1	1:45.095	22.422	34.118	48.555	264.1	8:14.072								
5	1	2:47.793 B	21.558	39.445	1:46.790	265.4	11:01.865								
6	1	7:31.191	6:07.842	35.103	48.246	150.0	18:33.056								
7	1	1:43.886	21.749	33.686	48.451	267.3	20:16.942								
32 United Autosports 1. Daniel SCHNEIDER 2. Andrew MEYRICK <small>Ligier JS P320 - Nissan</small>															
1	1	2:13.071	44.647	36.856	51.568	170.9	2:13.071								
2	1	1:43.922	22.266	33.847	47.809	266.0	3:56.993								
3	1	1:41.460	21.515	32.948	46.997	265.4	5:38.453								
4	1	1:41.114	21.300	32.806	47.008	267.3	7:19.567								
5	1	1:41.137	21.218	32.877	47.042	268.0	9:00.704								
6	1	8:22.245 B	48.432	1:09.337	6:24.476	85.9	17:22.949								
7	1	1:59.654	37.829	33.911	47.914	181.5	19:22.603								
33 Team Virage 1. Rob HODES 2. Ian RODRIGUEZ <small>Ligier JS P320 - Nissan</small>															
1	1	3:36.416	2:08.795	37.736	49.885	158.1	3:36.416								
2	1	1:45.432	21.937	34.563	48.932	266.7	5:21.848								
3	1	1:45.006	21.377	33.970	49.659	268.7	7:06.854								
4	1	1:46.312	22.177	35.485	48.650	262.1	8:53.166								
5	1	3:34.291 B	38.825	1:08.044	1:47.422	180.0	12:27.457								
6	1	5:55.615	4:29.316	34.778	51.521	180.3	18:23.072								
7	1	1:45.710	21.514	35.222	48.974	270.7	20:08.782								
37 CD Sport 1. Fabien MICHAL 2. Adam ETEKI <small>Ligier JS P320 - Nissan</small>															
1	1	3:20.397	1:52.587	35.675	52.135	178.5	3:20.397								
2	1	1:40.757	21.383	32.718	46.656	269.3	5:01.154								



Michelin Le Mans Cup

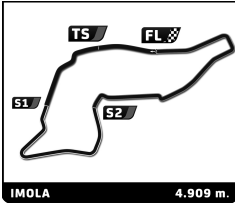
Imola Round

Qualifying Practice - LMP3

Sector Analysis

Lap under Red Flag Invalidated Lap Personal Best Session Best B Crossing the pit lane

Lap	D	Time	Sector 1	Sector 2	Sector 3	T. Spd	Elapsed	Lap	D	Time	Sector 1	Sector 2	Sector 3	T. Spd	Elapsed
3	1	1:40.304	21.154	32.421	46.729	269.3	6:41.458	5	1	8:11.059 B	49.402	1:08.358	6:13.299	63.4	17:04.738
4	1	1:39.488	20.879	32.160	46.449	268.0	8:20.946	6	1	2:00.604	37.030	35.237	48.337	182.7	19:05.342
5	1	8:57.674 B	20.933	50.387	7:46.354	270.0	17:18.620	69 COOL Racing Ligier JS P320 - Nissan 1. Maurice SMITH LMP3 2. Malthe JAKOBSEN							
6	1	2:01.514	38.640	34.261	48.613	181.5	19:20.134	1	1	3:22.718	1:56.571	36.424	49.723	175.6	3:22.718
40 GRAFF Racing Ligier JS P320 - Nissan 1. Luis SANJUAN LMP3 2. Théo VAUCHER							2	1	1:43.617	21.804	33.683	48.130	266.0	5:06.335	
1	1	2:33.369	1:07.912	36.489	48.968	172.8	2:33.369	3	1	1:42.016	21.503	33.094	47.419	268.0	6:48.351
2	1	1:46.862	21.875	35.358	49.629	270.0	4:20.231	4	1	1:41.918	21.368	33.051	47.499	269.3	8:30.269
3	1	1:42.288	21.222	33.016	48.050	271.4	6:02.519	5	1	3:05.566 B	21.272	1:00.938	1:43.356	270.0	11:35.835
4	1	1:45.650	21.122	35.484	49.044	272.7	7:48.169	6	1	6:34.380	5:10.575	35.120	48.685	181.8	18:10.215
5	1	2:18.117 B	21.281	32.789	1:24.047	271.4	10:06.286	7	1	1:42.459	21.375	33.238	47.846	268.0	19:52.674
6	1	7:56.053	6:31.346	35.124	49.583	179.7	18:02.339	72 Team Virage Ligier JS P320 - Nissan 1. Alexandre YVON LMP3 2. Mathis POULET							
7	1	1:41.543	21.351	33.125	47.067	271.4	19:43.882	1	1	2:00.459	31.710	37.564	51.185	179.1	2:00.459
43 Racing Spirit of Leman Ligier JS P320 - Nissan 1. Jacques WOLFF LMP3 2. Josh SKELTON							2	1	1:44.525	21.848	34.184	48.493	265.4	3:44.984	
1	1	2:07.850	39.551	36.473	51.826	180.0	2:07.850	3	1	1:43.466	21.679	33.679	48.108	269.3	5:28.450
2	1	1:43.372	21.817	33.625	47.930	269.3	3:51.222	4	1	1:43.198	21.804	33.515	47.879	267.3	7:11.648
3	1	1:42.022	21.230	33.288	47.504	272.0	5:33.244	5	1	1:42.929	21.600	33.545	47.784	269.3	8:54.577
4	1	1:42.099	21.123	33.123	47.853	274.8	7:15.343	6	1	3:46.876 B	49.817	1:08.529	1:48.530	64.8	12:41.453
5	1	1:44.369	22.739	33.819	47.811	252.3	8:59.712	7	1	5:42.097	4:15.845	35.512	50.740	179.7	18:23.550
6	1	3:50.001 B	48.089	1:09.164	1:52.748	85.2	12:49.713	8	1	1:42.920	21.656	33.336	47.928	268.0	20:06.470
7	1	5:42.415	4:18.889	34.333	49.193	135.7	18:32.128	73 TS Corse Duqueine M30 - D08 - Nissan 1. Pietro PECCENINI LMP3 2. Parth GHORPADE							
8	1	1:41.457	21.214	32.887	47.356	272.0	20:13.585	1	1	1:59.924	31.408	37.203	51.313	160.2	1:59.924
53 RLR MSport Ligier JS P320 - Nissan 1. Tommy FOSTER LMP3 2. Martin RICH							2	1	1:43.949	21.841	33.891	48.217	267.3	3:43.873	
1	2	2:04.125	34.271	37.739	52.115	179.4	2:04.125	3	1	1:42.031	21.212	33.564	47.255	273.4	5:25.904
2	2	1:44.806	21.406	33.366	50.034	268.7	3:48.931	4	1	1:42.583	21.361	33.360	47.862	274.8	7:08.487
3	2	1:42.305	21.372	33.112	47.821	271.4	5:31.236	5	1	1:41.877	21.212	33.388	47.277	277.6	8:50.364
4	2	1:42.058	21.243	33.145	47.670	273.4	7:13.294	6	1	3:33.339 B	38.791	1:06.801	1:47.747	178.2	12:23.703
5	2	1:41.467	21.100	32.975	47.392	274.1	8:54.761	7	1	6:46.990	5:21.941	34.976	50.073	172.0	19:10.693
6	2	3:48.330 B	50.377	1:08.682	1:49.271	66.2	12:43.091	76 Reiter Engineering Ligier JS P320 - Nissan 1. Freddie HUNT LMP3 2. Mads SILJEHAUG							
7	2	5:43.740	4:15.435	35.520	52.785	182.1	18:26.831	1	1	1:58.861	31.015	37.116	50.730	171.2	1:58.861
8	2	1:42.098	21.453	33.083	47.562	269.3	20:08.929	2	1	1:43.293	21.950	33.530	47.813	268.0	3:42.154
57 GRAFF Racing Ligier JS P320 - Nissan 1. Stephan RUPP LMP3 2. Ryan HARPER-ELLAM							3	1	1:41.776	21.519	32.786	47.471	273.4	5:23.930	
1	1	3:29.344	2:01.811	36.610	50.923	159.1	3:29.344	4	1	1:42.990	22.294	33.379	47.317	255.9	7:06.920
2	1	1:45.372	22.627	34.394	48.351	266.7	5:14.716	5	1	1:40.584	20.876	32.719	46.989	273.4	8:47.504
3	1	1:42.761	21.546	33.512	47.703	270.0	6:57.477	6	1	3:26.643 B	33.123	1:08.618	1:44.902	272.7	12:14.147
4	1	1:43.861	21.884	33.824	48.153	269.3	8:41.338	7	1	6:08.041	4:39.859	35.145	53.037	182.7	18:22.188
5	1	3:26.780 B	30.096	1:07.641	1:49.043	270.7	12:08.118	8	1	1:40.225	21.127	32.364	46.734	270.7	20:02.413
6	1	6:09.577	4:45.328	35.084	49.165	179.1	18:17.695	77 Team Thor Ligier JS P320 - Nissan 1. Audunn GUDMUNDSSON LMP3 2. Michael MARKUSSEN							
7	1	1:43.862	21.717	33.869	48.276	270.0	20:01.557	1	1	3:06.486	1:37.935	36.626	51.925	172.5	3:06.486
66 Rinaldi Racing Duqueine M30 - D08 - Nissan 1. Steve PARROW LMP3 2. Daniel KEILWITZ							2	1	1:41.904	21.506	33.036	47.362	266.7	4:48.390	
1	1	3:39.936	2:10.075	37.654	52.207	166.9	3:39.936	3	1	1:40.787	21.164	32.689	46.934	268.7	6:29.177
2	1	1:43.152	21.547	33.712	47.893	282.0	5:23.088	4	1	1:43.194	21.825	32.783	48.586	267.3	8:12.371
3	1	1:46.941	21.334	35.660	49.947	272.7	7:10.029	5	1	8:37.434 B	21.194	39.206	7:37.034	270.7	16:49.805
4	1	1:43.650	21.517	33.631	48.502	274.8	8:53.679	6	1	2:01.497	39.920	34.011	47.566	172.2	18:51.302



Michelin Le Mans Cup

Imola Round

Qualifying Practice - LMP3

Sector Analysis

■ Lap under Red Flag
 ■ Invalidated Lap
 ■ Personal Best
 ■ Session Best
 B Crossing the pit lane

Lap	D	Time	Sector 1	Sector 2	Sector 3	T. Spd	Elapsed	Lap	D	Time	Sector 1	Sector 2	Sector 3	T. Spd	Elapsed
7	1	1:41.191	21.194	32.688	47.309	269.3	20:32.493								