

# MLMC Collective Test Day

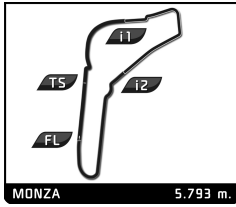
## Monza Round

### Morning Test

## Sector Analysis

Lap under Red Flag    Invalidated Lap    Personal Best    Session Best    Crossing the pit lane

Lap	D	Time	Sector 1	Sector 2	Sector 3	T. Spd	Elapsed	Lap	D	Time	Sector 1	Sector 2	Sector 3	T. Spd	Elapsed		
<b>2</b>	<b>United Autosports</b> 1.Andrew HADDON 2.Max LYNN							Ligier JS P320 - Nissan LMP3	<b>3</b>	<b>DKR Engineering</b> 1.Jon BROWNSON 2.Laurents HORR							Duqueine M30 - D08 - Nissan LMP3
1	2	2:17.454	52.298	42.999	42.157	173.6	2:17.454	1	2	2:37.335	1:15.478	41.734	40.123	153.8	2:37.335		
2	2	1:55.457	36.878	39.325	39.254	210.1	4:12.911	2	2	1:49.993	35.726	37.247	37.020	245.5	4:27.328		
3	2	1:53.141	35.363	37.759	40.019	268.7	6:06.052	3	2	1:50.419	34.790	38.013	37.616	268.7	6:17.747		
4	2	1:51.891	34.946	38.761	38.184	270.7	7:57.943	4	2	1:47.535	34.436	36.657	36.442	274.1	8:05.282		
5	2	1:51.167	35.413	37.925	37.829	217.7	9:49.110	5	2	1:59.294 <b>B</b>	34.460	38.203	46.631	276.2	10:04.576		
6	2	1:49.957	34.851	37.624	37.482	272.0	11:39.067	6	1	5:46.224	4:26.146	40.298	39.780	155.6	15:50.800		
7	2	1:58.950	39.693	39.731	39.526	272.7	13:38.017	7	1	1:51.054	35.152	37.778	38.124	271.4	17:41.854		
8	2	1:54.713	35.726	40.235	38.752	273.4	15:32.730	8	1	1:50.521	34.937	37.690	37.894	272.7	19:32.375		
9	2	1:49.677	34.977	37.318	37.382	272.7	17:22.407	9	1	1:50.885	34.723	37.720	38.442	272.7	21:23.260		
10	2	1:49.425	34.883	37.247	37.295	270.0	19:11.832	10	1	1:51.853	35.444	38.399	38.010	270.0	23:15.113		
11	2	1:49.108	34.682	36.795	37.631	273.4	21:00.940	11	1	1:51.155	35.361	38.018	37.776	264.1	25:06.268		
12	2	1:55.047 <b>B</b>	34.638	36.894	43.515	274.1	22:55.987	12	1	1:51.558	35.708	37.636	38.214	260.9	26:57.826		
13	2	7:58.097	6:32.705	42.395	42.997	134.7	30:54.084	13	1	1:52.750	36.707	38.075	37.968	225.0	28:50.576		
14	2	1:59.174	37.167	40.749	41.258	232.3	32:53.258	14	1	1:50.836	35.774	37.504	37.558	260.2	30:41.412		
15	2	1:55.406	36.019	39.847	39.540	242.7	34:48.664	15	1	1:59.702 <b>B</b>	34.841	37.493	47.368	270.7	32:41.114		
16	2	1:55.532	36.701	38.973	39.858	210.1	36:44.196	16	2	23:06.024	...	38.622	37.829	191.8	55:47.138		
17	2	2:42.634 <b>B</b>	35.280	38.884	1:28.470	264.7	39:26.830	17	2	1:48.797	35.562	36.722	36.513	257.8	57:35.935		
18	1	6:53.303	5:32.520	40.114	40.669	165.4	46:20.133	18	2	1:47.651	34.518	36.584	36.549	270.0	59:23.586		
19	1	1:52.889	35.630	38.367	38.892	255.3	48:13.022	19	2	1:46.018	34.130	35.890	35.998	274.8	1:01:09.604		
20	1	1:52.397	35.508	38.262	38.627	256.5	50:05.419	20	2	1:45.680	34.228	35.665	35.787	274.8	1:02:55.284		
21	1	1:51.864	35.482	38.014	38.368	244.9	51:57.283	21	2	1:45.458	34.112	35.602	35.744	274.8	1:04:40.742		
22	1	1:51.664	35.398	37.882	38.384	252.9	53:48.947	22	2	1:46.279	33.929	35.688	36.662	276.2	1:06:27.021		
23	1	1:52.238	34.946	38.695	38.597	269.3	55:41.185	23	2	1:52.262 <b>B</b>	34.089	35.879	42.294	275.5	1:08:19.283		
24	1	1:51.705	35.058	38.079	38.568	270.7	57:32.890	24	1	5:19.450	4:01.212	39.901	38.337	188.5	1:13:38.733		
25	1	1:55.819	36.720	39.503	39.596	248.8	59:28.709	25	1	1:50.561	35.456	37.416	37.689	264.1	1:15:29.294		
26	1	2:04.365 <b>B</b>	36.097	38.981	49.287	233.3	1:01:33.074	26	1	1:50.423	35.244	37.391	37.788	272.0	1:17:19.717		
27	2	9:51.291	8:34.854	38.708	37.729	196.0	1:11:24.365	27	1	1:50.402	34.957	37.677	37.768	273.4	1:19:10.119		
28	2	1:51.317	35.229	37.582	38.506	268.0	1:13:15.682	28	1	1:54.929	35.238	39.988	39.703	267.3	1:21:05.048		
29	2	1:49.125	35.144	36.871	37.110	270.7	1:15:04.807	29	1	1:51.104	35.009	38.164	37.931	272.0	1:22:56.152		
30	2	1:48.576	34.872	36.679	37.025	272.0	1:16:53.383	30	1	1:49.136	34.806	37.219	37.111	272.0	1:24:45.288		
31	2	1:49.902	34.654	38.121	37.127	273.4	1:18:43.285	31	1	1:49.312	34.797	37.227	37.288	272.7	1:26:34.600		
32	2	1:48.214	34.670	36.927	<b>36.617</b>	272.7	1:20:31.499	32	1	1:49.578	34.842	36.896	37.840	270.7	1:28:24.178		
33	2	1:48.253	34.694	<b>36.527</b>	37.032	273.4	1:22:19.752	33	1	1:49.621	35.179	37.107	37.335	270.7	1:30:13.799		
34	2	1:48.067	<b>34.593</b>	36.647	36.827	273.4	1:24:07.819	34	1	2:00.425 <b>B</b>	37.840	37.555	45.030	188.2	1:32:14.224		
35	2	1:50.478	36.754	36.904	36.820	241.6	1:25:58.297	35	2	8:11.646	6:57.137	37.877	36.632	164.9	1:40:25.870		
36	2	<b>1:47.986</b>	34.683	36.635	36.668	273.4	1:27:46.283	36	2	1:46.162	34.198	36.024	35.940	274.1	1:42:12.032		
37	2	1:54.126 <b>B</b>	34.635	36.576	42.915	274.1	1:29:40.409	37	2	1:44.884	34.003	35.410	35.471	274.1	1:43:56.916		
38	1	8:11.042	6:49.819	41.494	39.729	162.4	1:37:51.451	38	2	1:45.101	34.014	35.569	35.518	274.1	1:45:42.017		
39	1	1:53.539	36.219	38.487	38.833	221.8	1:39:44.990	39	2	1:44.873	<b>33.809</b>	35.232	35.832	275.5	1:47:26.890		
40	1	1:52.493	35.269	37.906	39.318	260.2	1:41:37.483	40	2	1:45.317	33.810	35.393	36.114	274.8	1:49:12.207		
41	1	1:52.250	35.113	38.229	38.908	266.0	1:43:29.733	41	2	<b>1:44.405</b>	33.865	<b>35.194</b>	<b>35.346</b>	274.1	1:50:56.612		
42	1	1:51.553	34.956	38.132	38.465	268.0	1:45:21.286	42	2	1:52.690 <b>B</b>	34.324	35.470	42.896	274.1	1:52:49.302		
43	1	1:50.721	35.057	37.744	37.920	271.4	1:47:12.007	<b>4 Nielsen Racing</b> 1.John MELSON 2.Matthew BELL							Duqueine M30 - D08 - Nissan LMP3		
44	1	1:50.482	34.745	37.584	38.153	272.7	1:49:02.489	1	2	6:19.752	4:57.844	41.567	40.341	167.7	6:19.752		
45	1	1:49.862	34.962	37.247	37.653	270.0	1:50:52.351	2	2	1:54.729	38.695	38.420	37.614	186.5	8:14.481		
46	1	1:50.064	34.607	37.473	37.984	272.0	1:52:42.415	3	2	1:49.083	35.303	36.966	36.814	243.2	10:03.564		
47	1	1:50.283	35.003	37.345	37.935	270.0	1:54:32.698	4	2	1:47.654	35.170	36.712	35.772	236.3	11:51.218		
48	1	1:50.648	35.228	37.547	37.873	266.0	1:56:23.346	5	2	1:53.569	37.161	37.877	38.531	197.8	13:44.787		



# MLMC Collective Test Day

## Monza Round

### Morning Test

## Sector Analysis

Lap under Red Flag    Invalidated Lap    Personal Best    Session Best    B Crossing the pit lane

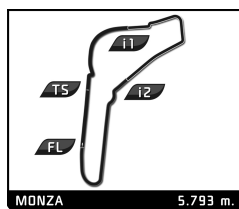
Lap	D	Time	Sector 1	Sector 2	Sector 3	T. Spd	Elapsed	Lap	D	Time	Sector 1	Sector 2	Sector 3	T. Spd	Elapsed
6	2	1:46.612	34.242	36.111	36.259	273.4	15:31.399	8	2	1:46.548	34.326	36.067	36.155	274.8	22:01.035
7	2	1:45.953	34.105	35.723	36.125	274.8	17:17.352	9	2	1:49.154	34.270	38.565	36.319	276.2	23:50.189
8	2	1:46.307	34.019	36.110	36.178	276.2	19:03.659	10	2	1:48.124	34.765	36.021	37.338	276.9	25:38.313
9	2	1:46.378	<b>33.894</b>	35.850	36.634	279.8	20:50.037	11	2	1:47.116	34.301	36.125	36.690	275.5	27:25.429
10	2	1:45.921	34.213	35.910	35.798	274.1	22:35.958	12	2	1:54.718 <b>B</b>	34.479	36.462	43.777	273.4	29:20.147
11	2	1:53.533 <b>B</b>	34.117	36.895	42.521	277.6	24:29.491	13	2	14:56.982	...	56.261	38.129	79.6	44:17.129
12	2	9:02.855	7:47.492	36.213	39.150	213.0	33:32.346	14	2	1:47.624	34.995	36.211	36.418	270.0	46:04.753
13	2	<b>1:45.389</b>	34.155	<b>35.613</b>	<b>35.621</b>	271.4	35:17.735	15	2	1:46.679	34.446	35.978	36.255	271.4	47:51.432
14	2	1:55.538 <b>B</b>	35.026	36.329	44.183	274.1	37:13.273	16	2	1:47.251	34.419	36.058	36.774	273.4	49:38.683
15	1	8:40.579	7:18.513	41.837	40.229	155.6	45:53.852	17	2	1:54.208 <b>B</b>	34.113	<b>35.636</b>	44.459	274.8	51:32.891
16	1	1:54.045	35.908	38.234	39.903	267.3	47:47.897	18	1	4:31.201	3:08.889	41.963	40.349	163.9	56:04.092
17	1	1:51.554	35.023	38.026	38.505	270.7	49:39.451	19	1	1:52.347	34.939	38.910	38.498	274.1	57:56.439
18	1	1:50.957	34.900	37.703	38.354	272.7	51:30.408	20	1	1:51.895	34.980	38.549	38.366	274.1	59:48.334
19	1	1:50.819	34.649	37.473	38.697	272.7	53:21.227	21	1	1:51.906	35.154	38.447	38.305	273.4	1:01:40.240
20	1	1:50.360	35.197	37.144	38.019	272.0	55:11.587	22	1	1:50.815	35.020	37.815	37.980	274.1	1:03:31.055
21	1	2:00.294	35.322	45.374	39.598	270.0	57:11.881	23	1	1:49.876	34.832	37.493	37.551	275.5	1:05:20.931
22	1	1:56.573	34.936	43.239	38.398	271.4	59:08.454	24	1	1:53.628	35.034	38.646	39.948	275.5	1:07:14.559
23	1	1:50.328	34.772	37.488	38.068	271.4	1:00:58.782	25	1	2:18.944 <b>B</b>	51.980	40.276	46.688	275.5	1:09:33.503
24	1	1:50.011	34.987	36.833	38.191	271.4	1:02:48.793	26	1	3:36.057	2:14.567	40.485	41.005	163.6	1:13:09.560
25	1	1:49.389	34.787	36.965	37.637	273.4	1:04:38.182	27	1	1:51.793	36.499	37.658	37.636	219.1	1:15:01.353
26	1	1:58.352 <b>B</b>	34.909	36.842	46.601	273.4	1:06:36.534	28	1	1:49.955	34.783	37.506	37.666	274.1	1:16:51.308
27	1	6:45.759	5:28.091	38.784	38.884	163.9	1:13:22.293	29	1	1:52.974	35.535	38.922	38.517	257.8	1:18:44.282
28	1	1:52.001	35.084	38.558	38.359	269.3	1:15:14.294	30	1	1:49.871	34.974	37.730	37.167	274.8	1:20:34.153
29	1	1:49.848	35.123	37.257	37.468	271.4	1:17:04.142	31	1	1:49.235	34.755	37.324	37.156	274.8	1:22:23.388
30	1	1:49.058	34.893	36.741	37.424	272.0	1:18:53.200	32	1	1:58.079 <b>B</b>	34.487	37.943	45.649	275.5	1:24:21.467
31	1	1:52.343	34.876	38.477	38.990	271.4	1:20:45.543	33	1	4:06.325	2:49.314	38.227	38.784	185.6	1:28:27.792
32	1	1:49.987	35.344	37.255	37.388	268.7	1:22:35.530	34	1	1:49.686	34.878	37.535	37.273	273.4	1:30:17.478
33	1	1:55.205 <b>B</b>	35.137	37.203	42.865	271.4	1:24:30.735	35	1	1:52.243	35.123	39.558	37.562	272.0	1:32:09.721
34	1	6:31.952	5:06.001	42.483	43.468	167.4	1:31:02.687	36	1	1:49.193	34.772	37.239	37.182	274.1	1:33:58.914
35	1	2:00.784	41.130	40.770	38.884	191.8	1:33:03.471	37	1	1:49.698	35.011	37.586	37.101	274.1	1:35:48.612
36	1	1:51.733	36.583	37.446	37.704	263.4	1:34:55.204	38	1	1:49.460	34.683	37.489	37.288	275.5	1:37:38.072
37	1	1:52.333	34.824	38.730	38.779	270.7	1:36:47.537	39	1	1:52.743	34.591	39.498	38.654	276.9	1:39:30.815
38	1	1:48.794	34.745	36.698	37.351	272.7	1:38:36.331	40	1	1:51.478	34.967	38.180	38.331	274.8	1:41:22.293
39	1	1:52.816	35.290	40.253	37.273	272.7	1:40:29.147	41	1	1:52.755	35.512	38.636	38.607	254.7	1:43:15.048
40	1	1:48.199	34.895	36.477	36.827	273.4	1:42:17.346	42	1	2:03.213 <b>B</b>	34.910	40.259	48.044	275.5	1:45:18.261
41	1	1:47.969	34.665	36.213	37.091	272.7	1:44:05.315	43	2	3:54.643	2:40.612	36.685	37.346	208.9	1:49:12.904
42	1	1:48.079	34.909	36.454	36.716	271.4	1:45:53.394	44	2	<b>1:45.850</b>	34.178	35.778	<b>35.894</b>	276.2	1:50:58.754
43	1	1:49.304	34.895	37.602	36.807	272.0	1:47:42.698	45	2	1:46.194	34.144	35.970	36.080	276.2	1:52:44.948
44	1	1:52.640	35.289	38.933	38.418	238.4	1:49:35.338	46	2	1:47.115	<b>34.048</b>	36.160	36.907	276.9	1:54:32.063
45	1	1:47.858	34.590	36.542	36.726	270.7	1:51:23.196	47	2	1:47.275	34.238	37.140	35.897	275.5	1:56:19.338
46	1	1:49.164	34.196	36.924	38.044	274.1	1:53:12.360								
47	1	1:47.408	34.446	36.266	36.696	272.0	1:54:59.768								
48	1	2:05.585 <b>B</b>	41.298	38.117	46.170	178.8	1:57:05.353								

**6** **ANS Motorsport** Ligier JS P320 - Nissan LMP3  
 1. Jonathan BROSSARD  
 2. Nicolas SCHATZ

1	2	6:24.469	4:59.167	43.885	41.417	171.2	6:24.469
2	2	1:55.266	37.082	38.478	39.706	208.1	8:19.735
3	2	1:50.796	36.403	36.992	37.401	228.3	10:10.531
4	2	1:48.797	35.155	36.646	36.996	264.7	11:59.328
5	2	1:50.865	37.900	36.416	36.549	276.2	13:50.193
6	2	2:01.443 <b>B</b>	35.108	39.310	47.025	268.0	15:51.636
7	2	4:22.851	3:09.209	36.597	37.045	209.3	20:14.487

**7** **Nielsen Racing** Ligier JS P320 - Nissan LMP3  
 1. Anthony WELLS  
 2. Colin NOBLE

1	1	6:08.729	4:39.675	44.494	44.560	144.4	6:08.729
2	1	2:10.546 <b>B</b>	37.714	41.944	50.888	203.8	8:19.275
3	1	2:23.610	1:04.651	40.022	38.937	202.2	10:42.885
4	1	1:55.019	35.955	40.590	38.474	249.4	12:37.904
5	1	1:51.275	35.567	37.917	37.791	265.4	14:29.179
6	1	1:49.842	35.175	37.242	37.425	266.7	16:19.021
7	1	1:50.845	34.965	38.121	37.759	267.3	18:09.866
8	1	1:49.386	34.857	37.178	37.351	268.7	19:59.252
9	1	1:59.892 <b>B</b>	34.942	37.975	46.975	267.3	21:59.144
10	1	6:27.022	5:06.172	38.411	42.439	207.3	28:26.166



# MLMC Collective Test Day

## Monza Round

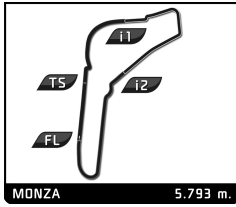
### Morning Test

## Sector Analysis

MONZA 5.793 m.

Lap under Red Flag   Invalidated Lap   Personal Best   Session Best   B Crossing the pit lane

Lap	D	Time	Sector 1	Sector 2	Sector 3	T. Spd	Elapsed	Lap	D	Time	Sector 1	Sector 2	Sector 3	T. Spd	Elapsed							
11	1	1:50.309	35.009	38.122	37.178	266.7	30:16.475	17	2	2:09.342	55.454	36.948	36.940	176.2	44:50.588							
12	1	1:49.631	35.308	37.158	37.165	266.0	32:06.106	18	2	1:46.361	34.485	35.950	35.926	269.3	46:36.949							
13	1	1:52.327	35.185	37.647	39.495	266.7	33:58.433	19	2	1:54.095	34.824	36.475	42.796	271.4	48:31.044							
14	1	1:50.176	35.614	37.340	37.222	268.0	35:48.609	20	2	1:58.166	34.141	43.464	40.561	271.4	50:29.210							
15	1	1:49.604	35.002	37.428	37.174	268.7	37:38.213	21	2	1:45.802	34.150	35.927	35.725	270.7	52:15.012							
16	1	3:56.051	56.990	1:27.302	1:31.759	266.7	41:34.264	22	2	1:53.770B	34.515	36.696	42.559	272.7	54:08.782							
17	1	2:47.651	1:27.087	42.611	37.953	79.8	44:21.915	23	1	4:23.522	3:05.439	38.471	39.612	205.3	58:32.304							
18	1	1:49.831	35.716	36.937	37.178	265.4	46:11.746	24	1	1:50.171	35.256	37.498	37.417	268.0	1:00:22.475							
19	1	1:49.020	34.949	36.987	37.084	267.3	48:00.766	25	1	1:49.694	34.859	37.230	37.605	270.7	1:02:12.169							
20	1	1:48.451	34.941	36.731	36.779	267.3	49:49.217	26	1	1:48.854	34.492	36.889	37.473	274.1	1:04:01.023							
21	1	1:48.293	34.789	36.746	36.758	268.0	51:37.510	27	1	1:48.871	34.577	37.086	37.208	273.4	1:05:49.894							
22	1	1:57.651B	34.990	36.864	45.797	268.0	53:35.161	28	1	1:48.487	34.537	36.729	37.221	275.5	1:07:38.381							
23	2	5:19.982	4:05.792	37.298	36.892	210.1	58:55.143	29	1	1:49.881	34.710	37.972	37.199	274.8	1:09:28.262							
24	2	1:47.496	34.579	36.372	36.545	270.0	1:00:42.639	30	1	1:50.044	34.776	37.119	38.149	273.4	1:11:18.306							
25	2	1:47.497	34.377	36.073	37.047	270.7	1:02:30.136	31	1	1:49.263	34.706	36.833	37.724	273.4	1:13:07.569							
26	2	1:48.201	34.841	36.703	36.657	272.0	1:04:18.337	32	1	1:55.326B	34.717	37.012	43.597	272.7	1:15:02.895							
27	2	1:48.423	34.497	37.327	36.599	272.0	1:06:06.760	33	1	25:36.273	...	39.704	39.562	115.3	1:40:39.168							
28	2	1:46.899	34.515	36.201	36.183	270.7	1:07:53.659	34	1	1:49.999	35.446	37.130	37.423	265.4	1:42:29.167							
29	2	1:46.822	34.507	36.170	36.145	272.0	1:09:40.481	35	1	1:48.615	34.906	36.694	37.015	270.7	1:44:17.782							
30	2	1:46.590	34.271	35.916	36.403	272.0	1:11:27.071	36	1	1:48.277	34.562	36.767	36.948	272.0	1:46:06.059							
31	2	1:55.545B	34.229	36.848	44.468	274.1	1:13:22.616	37	1	1:49.536	34.716	37.079	37.741	270.7	1:47:55.595							
32	2	7:05.058	5:51.691	36.749	36.618	212.2	1:20:27.674	38	1	1:47.979	34.427	36.663	36.889	276.2	1:49:43.574							
33	2	1:47.848	34.701	36.479	36.668	268.7	1:22:15.522	39	1	1:52.356	34.376	38.802	39.178	275.5	1:51:35.930							
34	2	1:49.091	34.846	36.736	37.509	269.3	1:24:04.613	40	1	1:48.083	34.756	36.479	36.848	273.4	1:53:24.013							
35	2	1:47.505	34.616	36.380	36.509	269.3	1:25:52.118	41	1	1:49.400	34.547	36.590	38.263	274.1	1:55:13.413							
36	2	1:57.323B	34.719	36.355	46.249	268.7	1:27:49.441	<div style="border: 1px solid black; padding: 5px;"> <b>10</b> Racing Spirit of Leman            Ligier JS P320 - Nissan            1. Alexander MATTSCHULL LMP3            2. Tom DILLMANN         </div>							1	2	7:56.819	6:32.814	42.528	41.477	165.4	7:56.819
37	1	9:01.493	7:45.091	38.671	37.731	207.3	1:36:50.934								2	2	2:00.214	38.105	41.095	41.014	191.5	9:57.033
38	1	1:49.314	34.949	37.070	37.295	270.7	1:38:40.248								3	2	1:52.891	36.464	38.295	38.132	212.6	11:49.924
39	1	1:52.215	35.011	37.168	40.036	269.3	1:40:32.463								4	2	1:48.790	35.063	36.657	37.070	251.7	13:38.714
40	1	1:48.880	34.788	36.916	37.176	270.7	1:42:21.343								5	2	1:47.338	34.440	36.263	36.635	274.1	15:26.052
41	1	1:48.292	34.875	36.577	36.840	270.7	1:44:09.635								6	2	1:50.314	34.125	36.315	39.674	276.9	17:16.366
42	1	1:48.583	34.871	36.856	36.856	270.0	1:45:58.218								7	2	1:47.149	34.021	36.513	36.615	276.9	19:03.515
43	1	1:48.569	34.706	36.856	37.007	270.7	1:47:46.787								8	2	1:55.737B	34.200	37.254	44.283	276.9	20:59.252
44	1	1:58.619B	34.629	37.077	46.913	272.0	1:49:45.406								9	2	6:12.371	4:56.657	36.201	39.513	213.0	27:11.623
<div style="border: 1px solid black; padding: 5px;"> <b>9</b> AT Racing Team            Ligier JS P320 - Nissan            1. Alexander TALKANITSA LMP3            2. Charles MILESI         </div>																						10
1	2	7:44.928B	6:15.510	41.732	47.686	126.0	7:44.928	11	2	1:50.797	34.308	36.417	40.072	275.5	30:48.761							
2	2	4:01.638	2:45.217	38.412	38.009	204.5	11:46.566	12	2	1:46.224	34.140	35.949	36.135	274.1	32:34.985							
3	2	1:49.854	35.438	37.202	37.214	259.6	13:36.420	13	2	1:53.444B	34.528	36.065	42.851	271.4	34:28.429							
4	2	1:48.325	34.870	36.818	36.637	271.4	15:24.745	14	1	7:41.275B	4:42.229	1:22.937	1:36.109	81.9	42:09.704							
5	2	1:47.768	34.726	36.419	36.623	272.7	17:12.513	15	1	4:25.468	3:08.083	38.996	38.389	208.5	46:35.172							
6	2	1:46.993	34.387	36.333	36.273	276.2	18:59.506	16	1	1:52.124	35.644	38.509	37.971	246.6	48:27.296							
7	2	1:49.399	34.417	36.759	38.223	273.4	20:48.905	17	1	1:50.790	35.087	37.727	37.976	259.0	50:18.086							
8	2	1:46.580	34.523	36.115	35.942	270.7	22:35.485	18	1	1:49.659	34.849	37.300	37.510	271.4	52:07.745							
9	2	1:49.014	34.294	37.668	37.052	272.0	24:24.499	19	1	1:49.261	34.863	37.167	37.231	272.0	53:57.006							
10	2	1:46.446	34.425	36.142	35.879	272.0	26:10.945	20	1	1:50.540	34.879	37.638	38.023	270.0	55:47.546							
11	2	1:47.254	34.432	36.776	36.046	272.0	27:58.199	21	1	1:58.896B	35.380	37.823	45.693	260.9	57:46.442							
12	2	1:49.681	34.236	36.222	39.223	272.0	29:47.880	22	1	4:21.098	3:05.802	37.784	37.512	212.2	1:02:07.540							
13	2	1:55.733B	34.604	36.903	44.226	271.4	31:43.613	23	1	1:48.724	34.458	37.057	37.209	275.5	1:03:56.264							
14	2	4:36.401	3:21.919	37.532	36.950	204.2	36:20.014	24	1	1:48.818	34.708	37.276	36.834	275.5	1:05:45.082							
15	2	1:58.935	34.256	36.122	48.557	273.4	38:18.949	25	1	1:47.812	34.463	36.589	36.760	276.9	1:07:32.894							



# MLMC Collective Test Day

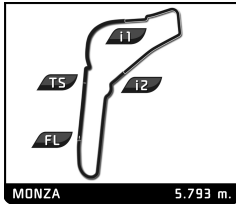
## Monza Round

### Morning Test

## Sector Analysis

Lap under Red Flag    Invalidated Lap    Personal Best    Session Best    Crossing the pit lane

Lap	D	Time	Sector 1	Sector 2	Sector 3	T. Spd	Elapsed	Lap	D	Time	Sector 1	Sector 2	Sector 3	T. Spd	Elapsed
26	1	1:55.684	B 34.418	37.989	43.277	276.2	1:09:28.578	36	1	1:46.336	34.179	36.074	36.083	275.5	1:26:39.719
27	1	16:15.295	...	38.728	38.589	206.5	1:25:43.873	37	1	1:46.649	34.077	36.164	36.408	276.2	1:28:26.368
28	1	1:50.084	35.140	37.431	37.513	264.7	1:27:33.957	38	1	1:47.638	34.141	36.274	37.223	276.2	1:30:14.006
29	1	1:50.584	35.190	38.003	37.391	266.7	1:29:24.541	39	1	1:52.612	B 33.952	36.128	42.532	277.6	1:32:06.618
30	1	1:53.169	36.744	37.663	38.762	267.3	1:31:17.710	40	2	4:08.632	2:51.257	38.563	38.812	213.0	1:36:15.250
31	1	1:50.946	34.940	38.086	37.920	268.7	1:33:08.656	41	2	1:53.950	34.624	40.085	39.241	274.8	1:38:09.200
32	1	1:49.932	34.986	37.243	37.703	268.0	1:34:58.588	42	2	1:46.348	34.483	35.845	B 36.020	274.8	1:39:55.548
33	1	1:59.319	B 35.556	37.568	46.195	259.0	1:36:57.907	43	2	1:46.158	34.192	35.724	36.242	276.2	1:41:41.706
34	2	5:57.129	4:42.100	37.341	37.688	213.0	1:42:55.036	44	2	1:52.698	B 34.216	36.011	42.471	275.5	1:43:34.404
35	2	1:47.532	34.499	36.432	36.601	272.7	1:44:42.568	<b>13 Haegeli by T2 Racing</b> 1.Pieder DECURTINS 2.Marc BASSENG Duqueine M30 - D08 - Nissan LMP3							
36	2	1:47.577	34.388	36.717	36.472	271.4	1:46:30.145	1	1	5:59.959	4:30.171	46.310	43.478	154.1	5:59.959
37	2	1:46.958	34.310	36.142	36.506	272.0	1:48:17.103	2	1	2:00.852	38.660	41.088	41.104	202.6	8:00.811
38	2	1:46.949	34.330	36.176	36.443	272.7	1:50:04.052	3	1	2:00.263	36.710	42.182	41.371	236.3	10:01.074
39	2	1:47.411	34.331	36.321	36.759	272.0	1:51:51.463	4	1	1:53.879	35.799	39.693	38.387	259.0	11:54.953
40	2	1:55.935	B 34.436	36.767	44.732	273.4	1:53:47.398	5	1	1:51.315	35.321	38.207	37.787	261.5	13:46.268
<b>11 WTM Racing</b> 1.Torsten KRATZ 2.Leonard WEISS Duqueine M30 - D08 - Nissan LMP3								6	1	1:50.391	34.933	37.906	37.552	271.4	15:36.659
1	1	6:53.830	5:32.307	41.790	39.733	146.7	6:53.830	7	1	1:49.756	34.878	37.513	37.365	272.7	17:26.415
2	1	1:52.093	35.623	38.909	37.561	256.5	8:45.923	8	1	1:57.927	B 34.778	37.079	46.070	270.7	19:24.342
3	1	1:49.182	34.801	37.461	36.920	273.4	10:35.105	9	1	4:49.943	3:30.180	37.370	42.393	205.7	24:14.285
4	1	1:49.215	34.570	37.408	37.237	271.4	12:24.320	10	1	1:49.907	35.180	37.018	37.709	260.9	26:04.192
5	1	1:48.368	34.667	36.507	37.194	264.7	14:12.688	11	1	1:51.102	35.125	37.920	38.057	270.0	27:55.294
6	1	1:47.979	34.429	36.806	36.744	273.4	16:00.667	12	1	1:51.817	34.717	37.224	39.876	269.3	29:47.111
7	1	1:47.909	34.657	36.672	36.580	268.0	17:48.576	13	1	1:49.394	34.781	36.910	37.703	268.7	31:36.505
8	1	1:47.456	34.368	36.573	36.515	274.1	19:36.032	14	1	1:48.638	34.746	36.958	36.934	269.3	33:25.143
9	1	1:57.384	B 34.723	37.222	45.439	265.4	21:33.416	15	1	1:48.296	34.716	36.793	36.787	270.7	35:13.439
10	1	3:55.228	2:40.823	37.468	36.937	206.1	25:28.644	16	1	1:57.922	B 36.669	37.109	44.144	268.0	37:11.361
11	1	1:48.224	34.515	36.732	36.977	272.0	27:16.868	17	2	6:34.661	4:29.083	1:23.928	41.650	80.0	43:46.022
12	1	1:48.047	34.494	36.673	36.880	273.4	29:04.915	18	2	1:50.841	35.895	37.259	37.687	238.4	45:36.863
13	1	1:49.161	34.867	37.081	37.213	269.3	30:54.076	19	2	1:51.764	36.111	37.714	37.939	259.6	47:28.627
14	1	1:56.774	B 34.824	37.274	44.676	263.4	32:50.850	20	2	1:49.262	35.411	36.864	36.987	242.7	49:17.889
15	2	4:03.448	2:48.113	38.167	37.168	212.6	36:54.298	21	2	1:49.755	34.959	37.640	37.156	255.9	51:07.644
16	2	3:07.428	35.061	59.277	1:33.090	272.0	40:01.726	22	2	1:48.242	34.806	36.671	36.765	255.9	52:55.886
17	2	3:37.173	1:27.100	1:22.416	47.657	78.9	43:38.899	23	2	1:48.017	34.806	36.416	36.795	262.8	54:43.903
18	2	1:50.335	36.431	36.931	36.973	197.8	45:29.234	24	2	1:56.861	B 34.586	37.656	44.619	268.0	56:40.764
19	2	1:48.962	34.622	37.325	37.015	272.7	47:18.196	25	2	6:32.576	5:16.723	36.901	38.952	191.8	1:03:13.340
20	2	1:47.455	34.621	36.219	36.615	273.4	49:05.651	26	2	1:48.670	35.005	36.863	36.802	264.1	1:05:02.010
21	2	1:47.014	34.420	36.219	36.375	272.7	50:52.665	27	2	1:47.724	34.758	36.405	36.561	268.7	1:06:49.734
22	2	1:48.188	35.281	36.549	36.358	273.4	52:40.853	28	2	1:47.801	34.722	36.611	36.468	266.0	1:08:37.535
23	2	1:47.397	34.641	36.394	36.362	272.0	54:28.250	29	2	1:59.096	B 34.559	36.393	48.144	271.4	1:10:36.631
24	2	1:55.334	B 34.571	36.878	43.885	269.3	56:23.584	30	1	7:52.016	6:32.431	40.407	39.178	175.0	1:18:28.647
25	2	4:28.801	3:13.467	38.223	37.111	197.1	1:00:52.385	31	1	1:51.369	36.042	37.679	37.648	237.4	1:20:20.016
26	2	1:48.860	34.575	37.626	36.659	273.4	1:02:41.245	32	1	1:48.942	35.115	36.837	36.990	266.7	1:22:08.958
27	2	1:46.879	34.264	36.306	36.309	277.6	1:04:28.124	33	1	1:48.429	34.590	36.847	36.992	270.0	1:23:57.387
28	2	1:47.405	34.618	36.042	36.745	270.7	1:06:15.529	34	1	1:48.379	34.687	36.876	36.816	270.7	1:25:45.766
29	2	1:47.485	34.219	36.957	36.309	276.9	1:08:03.014	35	1	1:49.366	34.661	37.376	37.329	272.0	1:27:35.132
30	2	1:46.055	34.240	B 35.716	36.099	276.9	1:09:49.069	36	1	1:49.803	34.654	37.738	37.411	273.4	1:29:24.935
31	2	1:55.126	B 34.275	37.661	43.190	277.6	1:11:44.195	37	1	1:48.879	35.159	36.639	37.081	270.0	1:31:13.814
32	1	7:47.258	6:31.765	38.092	37.401	209.7	1:19:31.453	38	1	1:50.608	34.946	37.424	38.238	271.4	1:33:04.422
33	1	1:47.745	34.580	36.574	36.591	270.7	1:21:19.198	39	1	1:53.691	35.828	38.730	39.133	270.0	1:34:58.113
34	1	1:46.477	34.281	36.084	36.112	274.1	1:23:05.675	40	1	1:57.025	B 35.752	37.025	44.248	270.7	1:36:55.138
35	1	1:47.708	34.354	36.164	37.190	274.8	1:24:53.383	41	2	4:07.122	2:52.251	37.151	37.720	134.2	1:41:02.260



# MLMC Collective Test Day

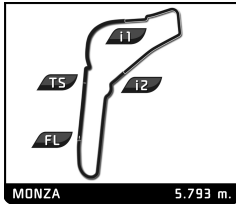
## Monza Round

### Morning Test

## Sector Analysis

Lap under Red Flag    Invalidated Lap    Personal Best    Session Best    B Crossing the pit lane

Lap	D	Time	Sector 1	Sector 2	Sector 3	T. Spd	Elapsed	Lap	D	Time	Sector 1	Sector 2	Sector 3	T. Spd	Elapsed
42	2	1:47.599	34.754	36.407	36.438	264.7	1:42:49.859	8	1	1:48.977	34.636	37.265	37.076	274.8	15:23.239
43	2	1:47.322	34.663	36.279	36.380	267.3	1:44:37.181	9	1	1:49.141	35.034	37.174	36.933	270.7	17:12.380
44	2	1:47.145	34.433	36.214	36.498	269.3	1:46:24.326	10	1	1:59.477 <b>B</b>	36.674	36.934	45.869	200.7	19:11.857
45	2	<b>1:46.795</b>	34.388	36.117	<b>36.290</b>	270.7	1:48:11.121	11	2	4:00.369	2:45.955	37.392	37.022	212.2	23:12.226
46	2	1:46.916	34.446	<b>36.075</b>	36.395	270.0	1:49:58.037	12	2	1:48.935	34.669	37.076	37.190	266.0	25:01.161
47	2	1:47.469	34.465	36.255	36.749	269.3	1:51:45.506	13	2	1:47.267	34.505	36.271	36.491	272.7	26:48.428
48	2	1:47.767	<b>34.344</b>	36.125	37.298	270.0	1:53:33.273	14	2	1:48.338	34.559	36.263	37.516	272.0	28:36.766
49	2	1:46.871	34.346	36.104	36.421	270.7	1:55:20.144	15	2	1:47.005	34.449	36.088	36.468	271.4	30:23.771
<b>14</b> <b>DKR Engineering</b> 1. James WINSLOW 2. Alexander BUKHANTSOV Duqueine M30 - D08 - Nissan LMP3								16 2 1:46.330 34.182 36.157 35.991 272.0 32:10.101							
1	1	4:01.613	2:41.722	39.899	39.992	190.5	4:01.613	17	2	1:46.370	34.114	36.009	36.247	274.1	33:56.471
2	1	1:52.775	35.975	38.881	37.919	260.9	5:54.388	18	2	1:53.255 <b>B</b>	34.315	35.891	43.049	274.1	35:49.726
3	1	1:48.988	35.080	36.810	37.098	270.0	7:43.376	19	2	13:01.896	...	38.605	36.305	212.6	48:51.622
4	1	1:47.565	34.736	36.340	36.489	272.0	9:30.941	20	2	1:46.121	34.256	35.861	36.004	271.4	50:37.743
5	1	1:49.808	34.573	38.074	37.161	276.2	11:20.749	21	2	1:46.230	<b>34.091</b>	<b>35.819</b>	36.320	273.4	52:23.973
6	1	1:52.522	35.627	39.509	37.386	271.4	13:13.271	22	2	1:56.090	34.671	41.216	40.203	273.4	54:20.063
7	1	1:47.274	34.754	36.124	36.396	272.7	15:00.545	23	2	1:55.423	34.531	36.257	44.635	272.7	56:15.486
8	1	1:46.819	34.537	35.897	36.385	274.1	16:47.364	24	2	1:46.350	34.144	35.988	36.218	274.8	58:01.836
9	1	1:47.198	34.406	36.177	36.615	272.7	18:34.562	25	2	1:57.148 <b>B</b>	34.409	37.833	44.906	276.2	59:58.984
10	1	1:47.303	34.776	36.112	36.415	272.7	20:21.865	26	1	4:51.596	3:35.765	37.566	38.265	202.6	1:04:50.580
11	1	1:59.142	39.662	38.885	40.595	273.4	22:21.007	27	1	1:48.966	35.029	36.739	37.198	270.7	1:06:39.546
12	1	1:50.853	34.704	36.435	39.714	271.4	24:11.860	28	1	1:49.518	35.030	37.375	37.113	261.5	1:08:29.064
13	1	1:48.021	34.504	36.076	37.441	272.0	25:59.881	29	1	1:49.594	34.984	37.347	37.263	274.1	1:10:18.658
14	1	1:46.100	<b>34.180</b>	35.905	36.015	272.0	27:45.981	30	1	1:49.700	34.603	37.394	37.703	275.5	1:12:08.358
15	1	<b>1:45.928</b>	34.247	<b>35.721</b>	<b>35.960</b>	272.7	29:31.909	31	1	1:49.054	34.930	37.053	37.071	272.0	1:13:57.412
16	1	1:52.771 <b>B</b>	34.355	35.864	42.552	270.7	31:24.680	32	1	1:56.683 <b>B</b>	34.949	37.112	44.622	260.2	1:15:54.095
17	1	6:03.052	4:44.326	40.764	37.962	203.4	37:27.732	33	2	24:58.527	...	37.620	36.858	209.3	1:40:52.622
18	1	3:29.932	39.131	1:18.896	1:31.905	268.0	40:57.664	34	2	1:47.073	34.501	36.417	36.155	273.4	1:42:39.695
19	1	3:02.889	1:26.497	57.502	38.890	80.0	44:00.553	35	2	1:46.234	34.307	35.973	35.954	276.2	1:44:25.929
20	1	1:49.032	34.884	37.615	36.533	270.0	45:49.585	36	2	<b>1:45.999</b>	34.187	35.861	<b>35.951</b>	276.2	1:46:11.928
21	1	1:46.828	34.182	35.949	36.697	272.7	47:36.413	37	2	1:47.529	34.193	36.940	36.396	276.2	1:47:59.457
22	1	1:51.578	34.231	36.597	40.750	274.1	49:27.991	38	2	1:46.307	34.117	36.035	36.155	278.4	1:49:45.764
23	1	1:59.747 <b>B</b>	34.474	35.783	49.490	270.0	51:27.738	39	2	2:04.805	34.182	36.973	53.650	276.2	1:51:50.569
24	2	6:47.592	5:26.078	41.329	40.185	176.8	58:15.330	40	2	2:02.093 <b>B</b>	34.412	39.069	48.612	274.1	1:53:52.662
25	2	1:55.269	38.767	38.654	37.848	268.7	1:00:10.599	<b>22</b> <b>United Autosports</b> 1. Andres LATORRE 2. Garnet PATTERSON Ligier JS P320 - Nissan LMP3							
26	2	1:51.177	35.144	38.269	37.764	270.0	1:02:01.776	1	2	2:35.686 <b>B</b>	1:07.742	41.702	46.242	142.3	2:35.686
27	2	1:50.740	34.813	38.067	37.860	273.4	1:03:52.516	2	2	4:32.215	3:16.110	38.347	37.758	147.3	7:07.901
28	2	1:51.950	34.894	38.251	38.805	272.7	1:05:44.466	3	2	1:49.640	35.188	37.741	36.711	246.6	8:57.541
29	2	1:52.856	36.570	38.120	38.166	256.5	1:07:37.322	4	2	<b>1:47.039</b>	34.530	<b>36.317</b>	36.192	272.7	10:44.580
30	2	1:52.292	35.241	38.708	38.343	267.3	1:09:29.614	5	2	1:48.958	34.701	38.142	<b>36.115</b>	253.5	12:33.538
31	2	1:50.647	34.887	38.160	37.600	272.7	1:11:20.261	6	2	1:47.498	<b>34.339</b>	36.765	36.394	273.4	14:21.036
32	2	1:58.531 <b>B</b>	34.938	38.860	44.733	272.7	1:13:18.792	7	2	1:58.551 <b>B</b>	37.179	37.693	43.679	274.1	16:19.587
<b>20</b> <b>Optimum Motorsport</b> 1. Mark CRADER 2. Alex MORTIMER Duqueine M30 - D08 - Nissan LMP3								8	2	6:32.659	5:18.266	37.204	37.189	117.3	22:52.246
1	1	2:26.191	1:05.225	41.456	39.510	134.8	2:26.191	9	2	1:47.837	34.720	36.546	36.571	270.7	24:40.083
2	1	1:51.744	35.825	38.425	37.494	237.4	4:17.935	10	2	1:47.672	34.479	36.665	36.528	270.7	26:27.755
3	1	1:50.978	35.534	37.848	37.596	273.4	6:08.913	11	2	1:53.678 <b>B</b>	34.407	36.693	42.578	271.4	28:21.433
4	1	1:52.497	35.255	37.647	39.595	272.0	8:01.410	12	2	12:12.150	9:27.246	1:12.601	1:32.303	206.5	40:33.583
5	1	1:51.384	36.136	38.033	37.215	223.1	9:52.794	13	2	3:21.512	1:26.596	1:14.219	40.697	79.9	43:55.095
6	1	1:50.790	35.048	37.628	38.114	260.2	11:43.584	14	2	1:55.295 <b>B</b>	35.587	36.781	42.927	262.8	45:50.390
7	1	1:50.678	35.986	37.521	37.171	273.4	13:34.262	15	2	3:53.025	2:39.367	36.838	36.820	208.9	49:43.415
								16	2	1:54.697 <b>B</b>	34.681	36.989	43.027	268.0	51:38.112
								17	2	4:29.811	3:12.080	39.168	38.563	209.3	56:07.923



# MLMC Collective Test Day

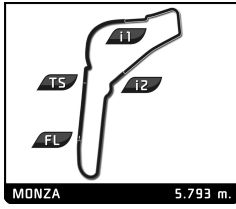
## Monza Round

### Morning Test

## Sector Analysis

Lap under Red Flag    Invalidated Lap    Personal Best    Session Best    Crossing the pit lane

Lap	D	Time	Sector 1	Sector 2	Sector 3	T. Spd	Elapsed	Lap	D	Time	Sector 1	Sector 2	Sector 3	T. Spd	Elapsed
18	2	1:51.703	35.126	38.176	38.401	269.3	57:59.626	23	1	3:45.031	2:30.446	37.501	37.084	203.8	58:59.025
19	2	1:55.247	35.369	38.408	41.470	268.7	59:54.873	24	1	1:48.520	34.563	37.175	36.782	276.9	1:00:47.545
20	2	1:52.645	35.620	38.526	38.499	268.7	1:01:47.518	25	1	1:50.629	34.639	38.943	37.047	274.1	1:02:38.174
21	2	1:54.510	35.688	40.891	37.931	268.7	1:03:42.028	26	1	1:48.306	34.471	36.892	36.943	275.5	1:04:26.480
22	2	1:51.255	35.338	37.830	38.087	270.0	1:05:33.283	27	1	1:49.898	34.652	37.008	38.238	275.5	1:06:16.378
23	2	1:50.822	35.155	37.720	37.947	270.0	1:07:24.105	28	1	1:48.462	34.593	37.192	36.677	274.8	1:08:04.840
24	2	1:54.640	36.890	39.077	38.673	219.1	1:09:18.745	29	1	1:48.706	34.726	37.065	36.915	279.1	1:09:53.546
25	2	1:50.880	35.162	37.482	38.236	271.4	1:11:09.625	30	1	1:48.536	34.703	36.641	37.192	279.8	1:11:42.082
26	2	1:51.759	35.703	37.916	38.140	271.4	1:13:01.384	31	1	1:58.387 B	35.608	37.858	44.921	275.5	1:13:40.469
27	2	1:58.052 B	35.208	37.585	45.259	270.7	1:14:59.436	32	1	21:46.577	...	42.464	39.046	111.7	1:35:27.046
28	2	4:54.343			43.805		1:19:53.779	33	1	1:48.412	34.740	36.721	36.951	272.0	1:37:15.458
29	2	1:52.683					1:21:46.462	34	1	1:50.229	34.932	37.934	37.363	277.6	1:39:05.687
30	2	1:51.392					1:23:37.854	35	1	1:47.783	34.419	36.435	36.929	273.4	1:40:53.470
31	2	1:50.984	35.321				1:25:28.838	36	1	1:47.634	35.184	36.277	36.173	278.4	1:42:41.104
32	2	1:57.126					1:27:25.964	37	1	1:46.638	34.206	36.425	36.007	275.5	1:44:27.742
33	2	1:50.339					1:29:16.303	38	1	1:46.591	34.190	36.308	36.093	279.1	1:46:14.333
34	2	1:50.560					1:31:06.863	39	1	1:57.909 B	34.211	40.905	42.793	274.1	1:48:12.242
35	2	1:50.998					1:32:57.861	40	2	3:22.071	2:06.951	37.264	37.856	211.4	1:51:34.313
36	2	1:50.635					1:34:48.496	41	2	1:45.095	33.853	35.558	35.684	274.8	1:53:19.408
37	2	1:49.676					1:36:38.172	42	2	1:45.101	33.861	35.554	35.686	276.9	1:55:04.509
38	2	1:57.004 B					1:38:35.176	<b>27</b> <b>24-7 Motorsport</b> Ligier JS P320 - Nissan							
39	2	4:16.131	2:59.885	37.618	38.628	213.9	1:42:51.307	1. Andrew FERGUSON LMP3							
40	2	1:49.151	34.953	36.869	37.329	270.0	1:44:40.458	2. Louis HAMILTON-SMITH							
41	2	1:52.063	34.963	39.208	37.892	270.7	1:46:32.521	1	1	9:05.340	7:38.567	44.339	42.434	151.0	9:05.340
42	2	1:48.916	34.450	37.192	37.274	271.4	1:48:21.437	2	1	1:57.064	37.434	39.751	39.879	216.4	11:02.404
43	2	1:55.745 B	34.824	37.176	43.745	272.0	1:50:17.182	3	1	1:53.577	35.996	38.742	38.839	255.3	12:55.981
44	2	3:19.340	2:04.921	37.075	37.344	144.2	1:53:36.522	4	1	1:53.259	35.351	38.602	39.306	270.7	14:49.240
45	2	1:48.795	34.358	38.144	36.293	272.0	1:55:25.317	5	1	1:52.905	35.571	38.384	38.950	260.9	16:42.145
<b>23</b> <b>United Autosports</b> Ligier JS P320 - Nissan								1. John SCHAUERMAN LMP3							
2. Wayne BOYD								2							
1	2	2:10.011 B	45.174	38.713	46.124	187.2	2:10.011	6	1	2:02.234 B	35.807	38.692	47.735	251.2	18:44.379
2	2	4:11.766	2:57.612	37.642	36.512	164.4	6:21.777	7	2	3:46.427	2:27.746	39.266	39.415	186.5	22:30.806
3	2	1:48.508	35.152	36.925	36.431	268.7	8:10.285	8	2	1:57.427	37.091	40.265	40.071	269.3	24:28.233
4	2	1:53.025	34.375	36.047	42.603	273.4	10:03.310	9	2	1:53.141	35.919	38.146	39.076	267.3	26:21.374
5	2	1:46.721	34.349	36.206	36.166	273.4	11:50.031	10	2	1:53.635	37.003	38.072	38.560	226.9	28:15.009
6	2	1:51.698	34.091	35.699	41.908	274.1	13:41.729	11	2	1:53.158	36.454	38.152	38.552	223.1	30:08.167
7	2	1:46.075	34.369	35.695	36.011	274.1	15:27.804	12	2	1:51.896	35.409	37.583	38.904	269.3	32:00.063
8	2	1:45.621	34.047	35.687	35.887	275.5	17:13.425	13	2	1:51.552	35.424	37.839	38.289	271.4	33:51.615
9	2	1:53.564 B	34.260	36.396	42.908	276.2	19:06.989	14	2	2:10.233	45.570	44.802	39.861	272.0	36:01.848
10	2	4:14.239 B	2:54.910	36.481	42.848	214.7	23:21.228	15	2	2:19.978 B	35.312	45.947	58.719	268.7	38:21.826
11	1	7:02.031	5:35.015	46.789	40.227	109.4	30:23.259	16	2	5:38.618	3:56.958	1:01.904	39.756	79.7	44:00.444
12	1	1:52.986	36.979	38.300	37.707	248.3	32:16.245	17	2	1:51.096	36.175	37.261	37.660	223.1	45:51.540
13	1	1:50.142	35.272	37.567	37.303	266.0	34:06.387	18	2	1:48.689	34.742	36.934	37.013	271.4	47:40.229
14	1	1:51.810	35.193	38.873	37.744	270.7	35:58.197	19	2	1:48.814	34.890	36.669	37.255	271.4	49:29.043
15	1	1:50.124	34.865	37.946	37.313	272.7	37:48.321	20	2	1:48.212	34.967	36.363	36.882	257.8	51:17.255
16	1	3:58.760 B	59.499	1:22.107	1:37.154	272.0	41:47.081	21	2	1:50.720	35.153	38.809	36.758	246.6	53:07.975
17	1	4:07.201	2:51.379	37.819	38.003	204.2	45:54.282	22	2	1:48.353	34.695	36.595	37.063	260.2	54:56.328
18	1	1:52.156	35.649	38.238	38.269	270.0	47:46.438	23	2	1:48.499	34.888	36.538	37.073	272.0	56:44.827
19	1	1:48.961	34.802	37.235	36.924	270.7	49:35.399	24	2	1:51.668	34.861	38.175	38.632	271.4	58:36.495
20	1	1:49.803	34.851	37.195	37.757	273.4	51:25.202	25	2	1:49.855	34.889	37.001	37.965	273.4	1:00:26.350
21	1	1:48.545	34.589	36.797	37.159	272.7	53:13.747	26	2	1:47.843	34.831	36.498	36.514	270.0	1:02:14.193
22	1	2:00.247 B	34.778	37.516	47.953	272.7	55:13.994	27	2	1:47.643	34.447	36.440	36.756	276.9	1:04:01.836
								28	2	1:58.410 B	34.793	37.129	46.488	261.5	1:06:00.246
								29	2	4:55.573	3:34.067	39.056	42.450	177.3	1:10:55.819
								30	2	1:55.374	36.362	39.540	39.472	242.2	1:12:51.193



# MLMC Collective Test Day

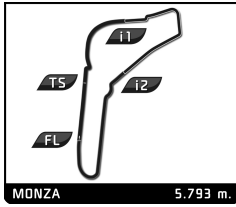
## Monza Round

### Morning Test

## Sector Analysis

Lap under Red Flag    Invalidated Lap    Personal Best    Session Best    B Crossing the pit lane

Lap	D	Time	Sector 1	Sector 2	Sector 3	T. Spd	Elapsed	Lap	D	Time	Sector 1	Sector 2	Sector 3	T. Spd	Elapsed
31	2	1:54.458	36.838	38.660	38.960	272.0	1:14:45.651	32	1	1:51.177	35.548	37.775	37.854	271.4	1:42:56.088
32	2	1:52.620	35.684	38.301	38.635	264.1	1:16:38.271	33	1	1:49.788	34.802	37.783	37.203	273.4	1:44:45.876
33	2	1:52.103	35.618	38.099	38.386	264.1	1:18:30.374	34	1	1:48.998	34.774	37.089	37.135	273.4	1:46:34.874
34	2	1:52.290	35.655	37.946	38.689	254.1	1:20:22.664	35	1	1:48.811	34.908	36.936	36.967	272.0	1:48:23.685
35	2	1:51.919	35.473	37.937	38.509	269.3	1:22:14.583	36	1	1:49.536	34.969	37.412	37.155	274.8	1:50:13.221
36	2	1:53.199	35.698	39.113	38.388	266.0	1:24:07.782	37	1	1:48.948	<b>34.708</b>	37.136	37.104	273.4	1:52:02.169
37	2	2:04.312	42.345	41.475	40.492	272.7	1:26:12.094	38	1	1:49.096	34.893	37.213	36.990	273.4	1:53:51.265
38	2	2:04.227 <b>B</b>	35.642	40.735	47.850	254.7	1:28:16.321	39	1	1:50.801	35.116	37.223	38.462	273.4	1:55:42.066
39	2	4:59.188	3:23.961	53.186	42.041	159.1	1:33:15.509	<b>29</b> <b>MV2S Forestier Racing</b> Ligier JS P320 - Nissan							
40	2	1:58.694	36.779	40.809	41.106	220.9	1:35:14.203	1. Jérôme DE SADELEER LMP3							
41	2	1:57.418	37.236	40.573	39.609	201.1	1:37:11.621	2. Louis ROUSSET							
42	2	2:10.024	35.812	46.355	47.857	252.9	1:39:21.645	1	1	2:28.265	58.893	45.511	43.861	157.0	2:28.265
43	2	2:05.597 <b>B</b>	36.768	38.555	50.274	268.0	1:41:27.242	2	1	2:00.286	38.381	41.851	40.054	195.7	4:28.551
44	2	6:14.459	4:59.679	37.469	37.311	179.7	1:47:41.701	3	1	1:57.678	36.934	40.968	39.776	211.8	6:26.229
45	2	1:49.502	35.216	37.328	36.958	268.0	1:49:31.203	4	1	2:10.244 <b>B</b>	37.188	43.049	50.007	191.2	8:36.473
46	2	1:48.187	34.889	36.310	36.988	273.4	1:51:19.390	5	2	13:14.695	...	39.794	40.713	181.2	21:51.168
47	2	1:47.382	34.750	36.110	36.522	265.4	1:53:06.772	6	2	1:51.883	35.918	37.841	38.124	240.0	23:43.051
48	2	<b>1:46.775</b>	34.461	<b>36.046</b>	<b>36.268</b>	274.1	1:54:53.547	7	2	1:50.165	35.262	37.307	37.596	267.3	25:33.216
49	2	1:57.326 <b>B</b>	34.863	36.083	46.380	274.8	1:56:50.873	8	2	1:49.266	35.034	37.151	37.081	268.7	27:22.482
<b>28</b> <b>MV2S Forestier Racing</b> Ligier JS P320 - Nissan															
1. Christophe CRESP LMP3															
2. Emilien CARDE															
1	2	4:01.685	2:21.989	50.066	49.630	129.2	4:01.685	9	2	1:49.168	34.993	36.945	37.230	269.3	29:11.650
2	2	2:42.814	53.652	58.977	50.185	121.9	6:44.499	10	2	1:51.336	37.288	36.951	37.097	269.3	31:02.986
3	2	2:29.039	50.773	48.795	49.471	145.9	9:13.538	11	2	1:48.704	34.680	36.515	37.509	270.0	32:51.690
4	2	2:39.069 <b>B</b>	48.383	48.713	1:01.973	133.8	11:52.607	12	2	1:50.022	35.111	37.435	37.476	272.0	34:41.712
5	2	12:05.035	...	47.135	41.926	149.4	23:57.642	13	2	1:57.663 <b>B</b>	37.301	36.672	43.690	242.7	36:39.375
6	2	2:04.917	41.086	41.720	42.111	154.9	26:02.559	14	1	11:53.137	...	39.270	39.191	200.0	48:32.512
7	2	2:06.736	41.134	42.263	43.339	151.9	28:09.295	15	1	1:50.345	35.070	37.449	37.826	269.3	50:22.857
8	2	2:34.772 <b>B</b>	46.135	51.818	56.819	153.4	30:44.067	16	1	1:49.334	35.163	37.002	37.169	269.3	52:12.191
9	2	19:19.921	...	39.374	38.509	161.2	50:03.988	17	1	1:53.363	38.514	37.218	37.631	270.7	54:05.554
10	2	1:51.203	36.067	37.751	37.385	229.3	51:55.191	18	1	1:48.686	34.800	36.544	37.342	271.4	55:54.240
11	2	1:49.196	35.367	36.918	36.911	264.7	53:44.387	19	1	1:49.516	34.712	37.760	37.044	272.7	57:43.756
12	2	1:48.554	35.063	36.871	36.620	268.7	55:32.941	20	1	1:48.047	34.468	36.590	36.989	273.4	59:31.803
13	2	1:49.451	34.966	36.655	37.830	270.7	57:22.392	21	1	1:49.303	34.870	36.815	37.618	272.7	1:01:21.106
14	2	1:49.940	35.171	36.809	37.960	269.3	59:12.332	22	1	1:57.312	34.681	36.998	45.633	274.8	1:03:18.418
15	2	<b>1:47.757</b>	34.770	36.597	<b>36.390</b>	272.0	1:01:00.089	23	1	1:48.675	34.656	36.593	37.426	275.5	1:05:07.093
16	2	1:49.327	34.881	<b>36.568</b>	37.878	273.4	1:02:49.416	24	1	1:48.836	34.971	36.790	37.075	274.1	1:06:55.929
17	2	1:49.212	34.767	36.880	37.565	270.7	1:04:38.628	25	1	1:59.005 <b>B</b>	34.694	36.554	47.757	274.1	1:08:54.934
18	2	2:00.749 <b>B</b>	39.297	38.112	43.340	266.7	1:06:39.377	26	2	8:05.897	6:49.319	38.675	37.903	147.1	1:17:00.831
19	1	5:02.593	3:43.457	40.262	38.874	194.9	1:11:41.970	27	2	1:48.409	34.998	36.663	36.748	266.0	1:18:49.240
20	1	1:54.469	37.545	38.557	38.367	211.4	1:13:36.439	28	2	1:48.972	35.336	37.113	36.523	271.4	1:20:38.212
21	1	1:51.462	35.643	38.010	37.809	270.0	1:15:27.901	29	2	1:52.217	35.035	37.490	39.692	274.1	1:22:30.429
22	1	1:50.870	35.314	37.862	37.694	272.0	1:17:18.771	30	2	1:47.498	34.875	36.322	36.301	267.3	1:24:17.927
23	1	1:50.774	35.408	37.617	37.749	272.0	1:19:09.545	31	2	1:47.534	34.610	36.557	36.367	271.4	1:26:05.461
24	1	1:50.951	35.293	37.541	38.117	270.0	1:21:00.496	32	2	1:47.128	34.743	36.050	36.335	271.4	1:27:52.589
25	1	1:49.876	35.165	37.442	37.269	272.7	1:22:50.372	33	2	1:47.593	34.747	36.407	36.439	272.7	1:29:40.182
26	1	1:51.313	35.061	38.095	38.157	272.0	1:24:41.685	34	2	1:53.675 <b>B</b>	34.444	36.623	42.608	274.1	1:31:33.857
27	1	1:50.523	35.511	37.675	37.337	270.7	1:26:32.208	35	1	6:17.464	5:02.851	37.268	37.345	202.6	1:37:51.321
28	1	1:58.327 <b>B</b>	35.300	37.951	45.076	268.0	1:28:30.535	36	1	1:47.096	34.557	36.039	36.500	272.0	1:39:38.417
29	1	8:48.250	7:25.834	42.979	39.437	134.7	1:37:18.785	37	1	1:50.586	34.470	37.662	38.454	274.1	1:41:29.003
30	1	1:50.847	35.315	37.862	37.670	270.0	1:39:09.632	38	1	1:53.015	34.426	37.423	41.166	274.1	1:43:22.018
31	1	1:55.279	35.888	41.736	37.655	208.5	1:41:04.911	39	1	1:47.463	34.764	36.133	36.566	272.7	1:45:09.481
								40	1	1:46.618	34.383	35.873	36.362	274.1	1:46:56.099
								41	1	1:46.522	34.478	<b>35.811</b>	36.233	274.1	1:48:42.621
								42	1	<b>1:46.452</b>	<b>34.291</b>	36.091	<b>36.070</b>	274.1	1:50:29.073



# MLMC Collective Test Day

## Monza Round

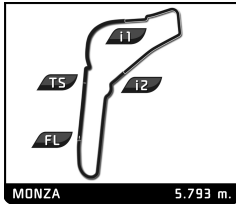
### Morning Test

## Sector Analysis

Lap under Red Flag    Invalidated Lap    Personal Best    Session Best    B Crossing the pit lane

Lap	D	Time	Sector 1	Sector 2	Sector 3	T. Spd	Elapsed	Lap	D	Time	Sector 1	Sector 2	Sector 3	T. Spd	Elapsed
43	1	2:13.634 <b>B</b>	39.646	42.665	51.323	212.2	1:52:42.707	8	2	1:47.400	34.353	36.353	36.694	274.8	15:18.537
<div style="border: 1px solid black; padding: 2px;"> <b>30</b> <b>Frikadelli Racing Team</b> <span style="float: right;">Ligier JS P320 - Nissan LMP3</span>            1. Klaus ABBELEN            2. Felipe LASER         </div>								9	2	1:56.372 <b>B</b>	34.514	36.766	45.092	254.7	17:14.909
1	2	2:31.387	1:08.353	41.927	41.107	152.1	2:31.387	10	1	9:41.318	8:11.550	46.789	42.979	151.9	26:56.227
2	2	1:52.086	36.330	38.269	37.487	229.3	4:23.473	11	1	1:56.384	36.955	39.881	39.548	214.7	28:52.611
3	2	1:51.368	35.046	39.235	37.087	267.3	6:14.841	12	1	1:51.500	35.967	37.621	37.912	247.1	30:44.111
4	2	1:51.745	35.399	38.956	37.390	255.9	8:06.586	13	1	1:50.382	35.523	37.457	37.402	262.1	32:34.493
5	2	2:00.138 <b>B</b>	34.713	37.343	48.082	272.0	10:06.724	14	1	1:49.837	35.342	37.082	37.413	272.0	34:24.330
6	2	5:21.600	4:07.846	36.758	36.996	210.1	15:28.324	15	1	1:50.139	35.142	37.682	37.315	273.4	36:14.469
7	2	1:49.545	34.868	36.278	38.399	272.0	17:17.869	16	1	1:49.195	35.006	37.098	37.091	274.1	38:03.664
8	2	1:48.459	34.602	36.508	37.349	274.1	19:06.328	17	1	4:22.471	1:15.716	1:24.863	1:41.892	79.6	42:26.135
9	2	1:48.825	35.505	36.639	36.681	270.7	20:55.153	18	1	2:19.337	1:03.538	38.170	37.629	79.0	44:45.472
10	2	1:47.403	34.619	36.295	36.489	270.7	22:42.556	19	1	1:49.877	35.141	37.170	37.566	270.7	46:35.349
11	2	1:55.227 <b>B</b>	34.599	36.218	44.410	272.0	24:37.783	20	1	1:48.820	34.957	36.745	37.118	273.4	48:24.169
12	2	7:50.832	6:34.321	38.856	37.655	159.1	32:28.615	21	1	1:49.322	34.869	36.830	37.623	273.4	50:13.491
13	2	1:48.559	35.117	36.751	36.691	267.3	34:17.174	22	1	1:56.610	35.530	36.980	44.100	265.4	52:10.101
14	2	1:47.194	34.802	<b>36.133</b>	36.259	269.3	36:04.368	23	1	1:59.994	34.770	44.497	40.727	275.5	54:10.095
15	2	1:51.745	34.756	39.240	37.749	271.4	37:56.113	24	1	1:49.722	34.747	37.795	37.180	275.5	55:59.817
16	2	4:02.740	1:07.588	1:22.055	1:33.097	124.1	41:58.853	25	1	1:48.283	34.472	36.874	36.937	275.5	57:48.100
17	2	2:31.391	1:16.750	37.837	36.804	72.6	44:30.244	26	1	1:55.972 <b>B</b>	34.688	37.012	44.272	275.5	59:44.072
18	2	1:48.034	34.783	36.838	36.413	267.3	46:18.278	27	1	8:04.177	6:45.020	38.445	40.712	155.2	1:07:48.249
19	2	1:47.386	34.820	36.369	36.197	269.3	48:05.664	28	1	1:49.931	35.309	37.127	37.495	272.0	1:09:38.180
20	2	1:46.888	34.556	36.233	<b>36.099</b>	270.7	49:52.552	29	1	1:48.685	34.596	36.947	37.142	275.5	1:11:26.865
21	2	<b>1:46.853</b>	<b>34.290</b>	36.414	36.149	270.7	51:39.405	30	1	1:53.050	36.861	38.898	37.291	219.1	1:13:19.915
22	2	1:47.348	34.402	36.182	36.764	271.4	53:26.753	31	1	1:48.728	34.738	37.056	36.934	276.2	1:15:08.643
23	2	1:47.088	34.686	36.238	36.164	271.4	55:13.841	32	1	1:48.274	34.666	36.686	36.922	272.0	1:16:56.917
24	2	1:56.212 <b>B</b>	34.949	37.605	43.658	274.1	57:10.053	33	1	1:49.207	34.491	37.476	37.240	275.5	1:18:46.124
25	1	22:05.043	...	44.934	39.874	183.1	1:19:15.096	34	1	1:51.045	34.615	37.273	39.157	277.6	1:20:37.169
26	1	1:53.404	35.782	38.631	38.991	258.4	1:21:08.500	35	1	1:47.770	34.513	36.431	36.826	276.2	1:22:24.939
27	1	1:53.341	35.685	39.167	38.489	265.4	1:23:01.841	36	1	1:57.941 <b>B</b>	34.418	36.943	46.580	276.2	1:24:22.880
28	1	2:01.853 <b>B</b>	35.822	38.228	47.803	248.3	1:25:03.694	37	1	5:56.850	4:31.245	40.389	45.216	132.7	1:30:19.730
29	1	4:11.032	2:54.816	38.321	37.895	202.2	1:29:14.726	38	1	1:51.993	35.322	38.077	38.594	243.2	1:32:11.723
30	1	1:52.901	35.442	38.118	39.341	266.7	1:31:07.627	39	1	1:49.381	34.868	37.343	37.170	269.3	1:34:01.104
31	1	1:52.067	35.465	38.399	38.203	240.5	1:32:59.694	40	1	1:48.069	34.605	36.559	36.905	274.8	1:35:49.173
32	1	1:51.538	35.433	37.810	38.295	257.8	1:34:51.232	41	1	1:58.032	34.531	37.314	46.187	276.9	1:37:47.205
33	1	1:50.993	35.434	37.592	37.967	253.5	1:36:42.225	42	1	1:47.537	34.470	36.394	36.673	276.9	1:39:34.742
34	1	1:51.044	35.167	37.675	38.202	268.0	1:38:33.269	43	1	1:47.788	34.492	36.494	36.802	275.5	1:41:22.530
35	1	1:52.444	36.674	37.751	38.019	224.5	1:40:25.713	44	1	1:47.234	34.272	36.457	36.505	278.4	1:43:09.764
36	1	2:00.438 <b>B</b>	35.661	38.094	46.683	244.9	1:42:26.151	45	1	1:53.947 <b>B</b>	34.412	36.556	42.979	274.8	1:45:03.711
37	1	9:25.202	8:08.401	38.130	38.671	182.7	1:51:51.353	46	2	3:40.954	2:28.204	36.250	36.500	216.0	1:48:44.665
38	1	1:52.402	35.572	38.054	38.776	245.5	1:53:43.755	47	2	<b>1:46.212</b>	34.200	35.982	36.030	276.9	1:50:30.877
39	1	1:51.495	35.196	37.973	38.326	266.7	1:55:35.250	48	2	1:47.944	34.571	36.092	37.281	257.1	1:52:18.821
<div style="border: 1px solid black; padding: 2px;"> <b>32</b> <b>United Autosports</b> <span style="float: right;">Ligier JS P320 - Nissan LMP3</span>            1. Daniel SCHNEIDER            2. Andrew MEYRICK         </div>								49	2	1:46.443	34.308	36.128	<b>36.007</b>	276.9	1:54:05.264
<div style="border: 1px solid black; padding: 2px;"> <b>33</b> <b>Team Virage</b> <span style="float: right;">Ligier JS P320 - Nissan LMP3</span>            1. Rob HODES            2. Ian RODRIGUEZ         </div>								50	2	1:46.264	<b>34.091</b>	<b>35.947</b>	36.226	276.9	1:55:51.528
1	2	2:16.081	51.182	43.008	41.891	153.4	2:16.081	1	2	6:08.814	4:27.402	52.215	49.197	120.0	6:08.814
2	2	1:57.433	37.280	39.727	40.426	193.2	4:13.514	2	2	2:13.757	44.965	45.398	43.394	159.3	8:22.571
3	2	1:53.645	35.934	38.388	39.323	220.4	6:07.159	3	2	2:02.872	39.733	41.511	41.628	178.8	10:25.443
4	2	1:57.461	34.969	38.642	43.850	257.1	8:04.620	4	2	2:03.205	39.076	41.760	42.369	199.6	12:28.648
5	2	1:50.716	34.663	38.375	37.678	263.4	9:55.336	5	2	1:54.319	37.526	39.481	37.312	195.7	14:22.967
6	2	1:48.364	34.673	36.593	37.098	274.1	11:43.700	6	2	1:48.248	34.894	36.681	36.673	270.7	16:11.215
7	2	1:47.437	34.438	36.638	36.361	277.6	13:31.137	7	2	1:57.144 <b>B</b>	36.722	37.060	43.362	271.4	18:08.359





# MLMC Collective Test Day

## Monza Round

### Morning Test

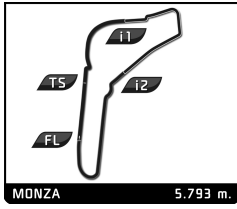
## Sector Analysis

Lap under Red Flag   Invalidated Lap   Personal Best   Session Best   B Crossing the pit lane

Lap	D	Time	Sector 1	Sector 2	Sector 3	T. Spd	Elapsed	Lap	D	Time	Sector 1	Sector 2	Sector 3	T. Spd	Elapsed
8	2	6:05.175	4:41.001	41.296	42.878	142.9	24:13.534	12	2	1:52.476	35.873	38.012	38.591	252.9	30:29.304
9	2	2:04.638	41.074	42.001	41.563	177.3	26:18.172	13	2	1:53.469	36.468	38.610	38.391	194.2	32:22.773
10	2	2:02.285	41.277	39.871	41.137	177.9	28:20.457	14	2	1:59.625 <b>B</b>	35.906	37.992	45.727	225.5	34:22.398
11	2	2:04.423	39.784	41.953	42.686	175.9	30:24.880	15	1	5:41.891	3:05.613	1:03.294	1:32.984	155.2	40:04.289
12	2	1:58.039	41.706	38.927	37.406	163.1	32:22.919	16	1	3:40.300	1:27.445	1:22.387	50.468	79.0	43:44.589
13	2	1:56.444 <b>B</b>	34.798	37.700	43.946	268.7	34:19.363	17	1	1:51.843	35.368	38.027	38.448	264.7	45:36.432
14	2	11:28.177	...	37.709	39.039	148.8	45:47.540	18	1	1:54.431	36.466	39.647	38.318	240.0	47:30.863
15	2	1:47.908	34.735	36.563	36.610	268.7	47:35.448	19	1	1:50.358	35.508	37.356	37.494	266.0	49:21.221
16	2	1:48.231	34.648	36.582	37.001	270.7	49:23.679	20	1	1:50.803	35.209	38.029	37.565	270.0	51:12.024
17	2	1:50.050	34.406	37.219	38.425	270.0	51:13.729	21	1	1:55.218 <b>B</b>	34.833	36.950	43.435	270.0	53:07.242
18	2	1:48.714	35.408	36.569	36.737	270.7	53:02.443	22	2	3:56.792 <b>B</b>	2:07.027	48.968	1:00.797	169.5	57:04.034
19	2	1:47.498	34.352	36.834	36.312	272.0	54:49.941	23	2	2:42.627 <b>B</b>	1:16.933	38.808	46.886	180.3	59:46.661
20	2	1:47.454	34.477	36.382	36.595	271.4	56:37.395	24	2	3:57.968	2:41.617	37.840	38.511	210.9	1:03:44.629
21	2	1:53.304 <b>B</b>	34.289	36.443	42.572	272.0	58:30.699	25	2	1:51.176	35.633	37.620	37.923	270.0	1:05:35.805
22	1	8:38.334	7:18.890	40.527	38.917	184.9	1:07:09.033	26	2	1:50.622	35.550	37.324	37.748	267.3	1:07:26.427
23	1	1:52.178	35.648	38.612	37.918	269.3	1:09:01.211	27	2	1:50.747	36.132	37.170	37.445	201.1	1:09:17.174
24	1	1:53.632	35.569	39.360	38.703	270.0	1:10:54.843	28	2	1:50.511	35.165	38.116	37.230	270.0	1:11:07.685
25	1	1:51.038	35.287	37.758	37.993	270.0	1:12:45.881	29	2	1:49.026	35.072	36.888	37.066	272.7	1:12:56.711
26	1	1:51.087	35.300	37.766	38.021	269.3	1:14:36.968	30	2	1:58.625 <b>B</b>	35.085	37.476	46.064	273.4	1:14:55.336
27	1	1:52.575	35.799	38.502	38.274	254.7	1:16:29.543	31	1	6:35.398	5:12.411	42.010	40.977	190.8	1:21:30.734
28	1	1:50.640	35.350	37.636	37.654	270.7	1:18:20.183	32	1	1:59.112	38.091	40.509	40.512	188.2	1:23:29.846
29	1	1:51.257	35.305	38.000	37.952	270.0	1:20:11.440	33	1	1:54.110	36.755	38.954	38.401	213.9	1:25:23.956
30	1	1:51.080	35.469	37.677	37.934	270.7	1:22:02.520	34	1	1:51.708	35.524	38.707	37.477	248.3	1:27:15.664
31	1	1:58.229 <b>B</b>	35.396	38.327	44.506	260.9	1:24:00.749	35	1	1:49.680	35.230	37.223	37.227	264.1	1:29:05.344
32	1	3:30.608	2:10.944	40.499	39.165	167.4	1:27:31.357	36	1	2:14.439 <b>B</b>	35.412	43.724	55.303	271.4	1:31:19.783
33	1	1:51.872	35.528	38.341	38.003	266.7	1:29:23.229	37	2	4:01.175	2:42.556	40.219	38.400	132.4	1:35:20.958
34	1	1:50.027	35.183	37.598	37.246	271.4	1:31:13.256	38	2	1:51.237	35.660	38.042	37.535	230.8	1:37:12.195
35	1	1:50.651	35.073	37.469	38.109	271.4	1:33:03.907	39	2	1:50.655	35.380	37.838	37.437	268.0	1:39:02.850
36	1	1:50.245	35.430	37.395	37.420	263.4	1:34:54.152	40	2	1:50.392	35.606	37.788	36.998	250.6	1:40:53.242
37	1	1:50.211	35.474	37.332	37.405	271.4	1:36:44.363	41	2	1:49.537	35.678	36.946	36.913	274.1	1:42:42.779
38	1	1:49.495	35.009	37.202	37.284	271.4	1:38:33.858	42	2	1:48.185	34.751	36.663	36.771	274.1	1:44:30.964
39	1	1:49.989	35.501	37.481	37.007	257.8	1:40:23.847	43	2	1:47.879	34.610	36.587	36.682	273.4	1:46:18.843
40	1	1:49.519	35.044	37.053	37.422	271.4	1:42:13.366	44	2	1:58.145 <b>B</b>	35.051	37.032	46.062	257.1	1:48:16.988
41	1	1:57.658 <b>B</b>	35.295	38.454	43.909	274.1	1:44:11.024	45	1	3:22.764	2:07.212	37.686	37.866	211.8	1:51:39.752
42	2	4:07.041	2:54.134	36.579	36.328	214.3	1:48:18.065	46	1	1:50.675	35.127	38.352	37.196	270.0	1:53:30.427
43	2	1:46.481	34.163	36.056	36.262	274.1	1:50:04.546	47	1	1:48.105	34.836	36.683	36.586	271.4	1:55:18.532
44	2	1:51.098	36.129	36.311	38.658	273.4	1:51:55.644								
45	2	1:46.995	34.152	35.955	36.888	273.4	1:53:42.639								
46	2	1:53.849 <b>B</b>	34.121	36.014	43.714	273.4	1:55:36.488								

<b>40</b>	<b>GRAFF Racing</b>		Ligier JS P320 - Nissan													
	1. Luis SANJUAN		LMP3													
		2. Théo VAUCHER														
1	1	5:51.536 <b>B</b>	4:06.404	48.896	56.236	143.6	5:51.536									
2	1	3:39.107	2:17.819	40.863	40.425	206.5	9:30.643									
3	1	1:54.869	36.328	39.782	38.759	244.9	11:25.512									
4	1	1:52.132	35.444	38.408	38.280	268.0	13:17.644									
5	1	1:50.832	35.042	37.761	38.029	270.7	15:08.476									
6	1	1:50.234	34.915	37.579	37.740	270.0	16:58.710									
7	1	1:56.723 <b>B</b>	34.930	37.356	44.437	272.0	18:55.433									
8	2	4:04.440	2:44.935	39.924	39.581	148.1	22:59.873									
9	2	1:53.778	36.234	38.842	38.702	224.5	24:53.651									
10	2	1:52.108	35.691	38.164	38.253	260.9	26:45.759									
11	2	1:51.069	35.384	37.722	37.963	268.0	28:36.828									

<b>43</b>	<b>Racing Spirit of Leman</b>		Ligier JS P320 - Nissan													
	1. Jacques WOLFF		LMP3													
		2. Josh SKELTON														
1	2	7:40.225	6:16.040	42.603	41.582	155.8	7:40.225									
2	2	2:28.930 <b>B</b>	44.480	46.825	57.625	162.2	10:09.155									
3	2	8:47.415	7:31.119	38.546	37.750	170.1	18:56.570									
4	2	1:49.120	35.033	37.292	36.795	266.0	20:45.690									
5	2	1:46.758	34.575	36.095	36.088	270.7	22:32.448									
6	2	1:46.207	34.245	35.953	36.009	273.4	24:18.655									
7	2	1:45.907	34.169	35.863	35.875	274.1	26:04.562									
8	2	1:47.517	35.023	36.630	35.864	267.3	27:52.079									
9	2	1:45.898	33.945	36.110	35.843	274.8	29:37.977									
10	2	1:53.336 <b>B</b>	34.586	36.012	42.738	274.8	31:31.313									
11	1	4:22.078	3:04.202	39.373	38.503	185.2	35:53.391									
12	1	1:52.567	35.804	38.528	38.235	250.6	37:45.958									
13	1	3:55.198	59.434	1:23.109	1:32.655	270.7	41:41.156									
14	1	2:44.262	1:26.318	40.139	37.805	79.5	44:25.418									



# MLMC Collective Test Day

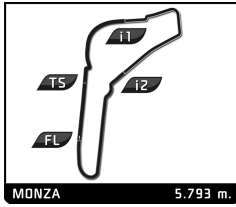
## Monza Round

### Morning Test

## Sector Analysis

Lap under Red Flag   Invalidated Lap   Personal Best   Session Best   Crossing the pit lane

Lap	D	Time	Sector 1	Sector 2	Sector 3	T. Spd	Elapsed	Lap	D	Time	Sector 1	Sector 2	Sector 3	T. Spd	Elapsed
15	1	1:51.785	35.247	38.764	37.774	269.3	46:17.203	26	1	1:54.493	35.854	38.381	40.258	264.1	1:08:54.603
16	1	1:50.070	35.471	37.647	36.952	270.0	48:07.273	27	1	1:53.507	36.488	38.523	38.496	263.4	1:10:48.110
17	1	1:48.240	34.765	36.774	36.701	268.7	49:55.513	28	1	1:52.501	35.762	38.239	38.500	262.8	1:12:40.611
18	1	1:48.151	34.592	36.761	36.798	272.0	51:43.664	29	1	1:59.860 B	35.834	38.156	45.870	261.5	1:14:40.471
19	1	1:48.416	34.752	36.816	36.848	270.0	53:32.080	30	1	17:33.230	...	40.954	41.092	189.8	1:32:13.701
20	1	1:48.812	34.876	36.889	37.047	271.4	55:20.892	31	1	1:54.063	36.125	39.067	38.871	261.5	1:34:07.764
21	1	1:59.405 B	34.657	37.294	47.454	274.1	57:20.297	32	1	1:53.930	36.036	38.691	39.203	261.5	1:36:01.694
22	1	5:09.635	3:54.265	37.293	38.077	212.6	1:02:29.932	33	1	1:54.057	36.049	38.581	39.427	262.1	1:37:55.751
23	1	1:48.080	34.600	36.665	36.815	274.8	1:04:18.012	34	1	1:52.871	35.789	38.361	38.721	262.8	1:39:48.622
24	1	1:49.976	34.476	38.076	37.424	275.5	1:06:07.988	35	1	2:00.077 B	35.961	38.446	45.670	262.1	1:41:48.699
25	1	1:48.368	34.602	36.796	36.970	275.5	1:07:56.356	36	2	3:59.743	2:40.687	39.962	39.094	198.2	1:45:48.442
26	1	1:48.798	34.672	36.855	37.271	274.1	1:09:45.154	37	2	1:53.129	36.238	38.306	38.585	259.6	1:47:41.571
27	1	1:57.207 B	35.218	37.492	44.497	251.2	1:11:42.361	38	2	1:53.822	36.177	38.852	38.793	261.5	1:49:35.393
28	1	13:50.020	...	39.719	37.688	184.6	1:25:32.381	39	2	1:53.251	35.983	38.607	38.661	262.8	1:51:28.644
29	1	1:49.582	34.916	37.289	37.377	270.0	1:27:21.963	40	2	1:51.832	35.623	37.707	38.502	262.1	1:53:20.476
30	1	1:48.744	34.650	37.075	37.019	271.4	1:29:10.707	41	2	1:59.657 B	35.864	38.559	45.234	263.4	1:55:20.133
31	1	1:50.514	34.968	37.212	38.334	272.7	1:31:01.221	<b>46</b> <b>Ebimotors</b> Porsche 911 GT3 R GT3 1. Emanuele BUSNELLI 2. Fabio BABINI							
32	1	2:00.396 B	38.771	36.860	44.765	228.8	1:33:01.617	1	2	21:58.147	...	44.620	42.155	162.2	21:58.147
33	2	5:13.862	3:59.905	37.092	36.865	205.3	1:38:15.479	2	2	1:56.089	36.488	39.655	39.946	247.1	23:54.236
34	2	1:48.185	34.425	37.704	36.056	276.2	1:40:03.664	3	2	1:51.937	35.444	38.096	38.397	265.4	25:46.173
35	2	1:45.840	34.165	35.787	35.888	275.5	1:41:49.504	4	2	1:57.057 B	35.356	37.696	44.005	266.0	27:43.230
36	2	1:50.125	37.312	36.254	36.559	276.9	1:43:39.629	5	2	14:01.200 B	...	1:27.899	1:38.361	177.6	41:44.430
37	2	1:46.509	34.245	36.175	36.089	276.2	1:45:26.138	6	2	2:49.737	1:29.143	41.329	39.265	80.1	44:34.167
38	2	1:46.662	34.138	36.223	36.301	275.5	1:47:12.800	7	2	1:51.819	35.608	38.021	38.190	264.1	46:25.986
39	2	1:59.950 B	35.077	38.483	46.390	274.8	1:49:12.750	8	2	1:51.544	35.337	38.076	38.131	264.7	48:17.530
<b>44</b> <b>GMB Motorsport</b> Honda NSX GT3 GT3 1. Gustav BIRCH 2. Jens MØLLER							9	2	1:50.933	35.268	37.768	37.897	264.7	50:08.463	
1	2	7:26.526	6:02.266	42.536	41.724	183.7	7:26.526	10	2	1:58.633 B	35.269	38.624	44.740	264.7	52:07.096
2	2	1:56.134	36.640	39.665	39.829	259.0	9:22.660	11	1	6:44.205	5:23.859	40.352	39.994	204.2	58:51.301
3	2	1:56.872	36.313	38.654	41.905	258.4	11:19.532	12	1	1:54.164	36.046	38.773	39.345	261.5	1:00:45.465
4	2	1:55.824	37.549	38.878	39.397	262.1	13:15.356	13	1	1:55.571	36.005	40.558	39.008	264.1	1:02:41.036
5	2	1:53.130	36.184	38.387	38.559	262.1	15:08.486	14	1	1:53.017	36.198	38.110	38.709	264.7	1:04:34.053
6	2	1:53.423	36.028	38.271	39.124	262.1	17:01.909	15	1	2:01.715	36.437	45.792	39.486	265.4	1:06:35.768
7	2	1:52.920	35.998	38.268	38.654	262.8	18:54.829	16	1	1:53.439	35.728	38.182	39.529	264.1	1:08:29.207
8	2	2:03.011 B	36.780	39.078	47.153	262.8	20:57.840	17	1	2:02.156 B	36.107	39.168	46.881	264.1	1:10:31.363
9	2	6:06.357	4:44.275	41.937	40.145	157.9	27:04.197	18	1	19:03.902	...	44.824	43.423	197.1	1:29:35.265
10	2	1:53.162	36.203	38.359	38.600	260.9	28:57.359	19	1	1:56.328	36.959	39.457	39.912	257.1	1:31:31.593
11	2	1:55.210	36.192	37.898	41.120	262.8	30:52.569	20	1	1:53.079	35.831	38.462	38.786	261.5	1:33:24.672
12	2	1:53.998	36.318	38.891	38.789	262.1	32:46.567	21	1	1:52.904	36.292	38.016	38.596	262.8	1:35:17.576
13	2	1:52.559	35.950	38.202	38.407	260.9	34:39.126	22	1	1:54.413	35.771	39.685	38.957	264.1	1:37:11.989
14	2	1:52.744	36.276	38.073	38.395	262.1	36:31.870	23	1	1:56.269	36.503	39.496	40.270	262.1	1:39:08.258
15	2	2:32.905 B	35.838	38.565	1:18.502	263.4	39:04.775	24	1	1:55.215	36.805	39.303	39.107	217.7	1:41:03.473
16	2	8:26.133	7:04.818	40.094	41.221	192.2	47:30.908	25	1	1:53.418	35.697	38.333	39.388	264.1	1:42:56.891
17	2	2:00.518	36.870	38.707	44.941	227.8	49:31.426	26	1	1:58.192 B	35.572	38.260	44.360	266.0	1:44:55.083
18	2	1:55.865	37.635	38.363	39.867	259.6	51:27.291	27	2	3:07.709	1:49.542	39.471	38.696	192.5	1:48:02.792
19	2	2:01.138 B	36.375	38.221	46.542	261.5	53:28.429	28	2	1:51.502	35.367	38.034	38.101	266.0	1:49:54.294
20	1	3:55.125	2:35.966	39.496	39.663	188.5	57:23.554	29	2	1:51.332	35.331	37.916	38.085	264.1	1:51:45.626
21	1	1:54.525	36.499	38.877	39.149	263.4	59:18.079	30	2	1:52.283	35.635	37.950	38.698	262.8	1:53:37.909
22	1	1:59.467	39.636	40.317	39.514	263.4	1:01:17.546	31	2	1:51.791	35.262	37.727	38.802	265.4	1:55:29.700
23	1	1:55.924	35.839	39.479	40.606	264.1	1:03:13.470	<b>53</b> <b>RLR M Sport</b> Ligier JS P320 - Nissan LMP3 1. Simon BUTLER 2. Valentino CATALANO							
24	1	1:53.504	36.029	38.758	38.717	262.1	1:05:06.974								
25	1	1:53.136	36.085	38.381	38.670	264.1	1:07:00.110								



# MLMC Collective Test Day

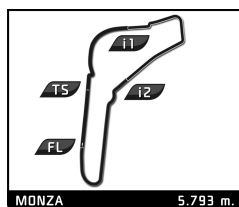
## Monza Round

### Morning Test

## Sector Analysis

Lap under Red Flag    Invalidated Lap    Personal Best    Session Best    B Crossing the pit lane

Lap	D	Time	Sector 1	Sector 2	Sector 3	T. Spd	Elapsed	Lap	D	Time	Sector 1	Sector 2	Sector 3	T. Spd	Elapsed							
1	2	2:55.398	1:24.168	45.729	45.501	161.9	2:55.398	13	2	1:52.757	35.714	38.116	38.927	262.8	33:51.051							
2	2	1:56.587	36.351	39.588	40.648	232.3	4:51.985	14	2	1:53.786	36.064	38.205	39.517	262.8	35:44.837							
3	2	1:51.312	35.340	38.199	37.773	258.4	6:43.297	15	2	1:53.232	36.014	38.509	38.709	264.7	37:38.069							
4	2	1:52.707	37.083	38.407	37.217	269.3	8:36.004	16	2	4:02.187 B	58.654	1:28.647	1:34.886	237.9	41:40.256							
5	2	1:49.249	34.686	37.151	37.412	271.4	10:25.253	17	2	7:51.711	6:32.890	38.553	40.268	181.8	49:31.967							
6	2	1:47.797	34.419	36.750	36.628	271.4	12:13.050	18	2	1:53.142	35.885	38.594	38.663	263.4	51:25.109							
7	2	1:46.993	34.208	36.551	36.234	270.7	14:00.043	19	2	1:52.498	35.780	38.104	38.614	264.7	53:17.607							
8	2	1:46.786	34.128	36.626	36.032	272.0	15:46.829	20	2	1:53.709	35.409	39.386	38.914	267.3	55:11.316							
9	2	1:49.807	34.172	37.557	38.078	272.0	17:36.636	21	2	1:54.484	36.180	39.373	38.931	259.0	57:05.800							
10	2	1:46.286	34.031	36.239	36.016	272.7	19:22.922	22	2	2:00.507 B	35.867	38.101	46.539	265.4	59:06.307							
11	2	1:46.245	34.088	36.155	36.002	272.0	21:09.167	23	2	16:15.415	...	43.647	41.869	198.5	1:15:21.722							
12	2	1:54.908 B	34.551	36.630	43.727	272.0	23:04.075	24	2	1:53.805	36.367	38.495	38.943	257.8	1:17:15.527							
13	1	6:45.929	5:18.893	43.304	43.732	129.2	29:50.004	25	2	1:52.767	35.653	38.433	38.681	265.4	1:19:08.294							
14	1	1:56.630	36.363	39.923	40.344	248.8	31:46.634	26	2	1:52.179	35.445	38.077	38.657	264.7	1:21:00.473							
15	1	1:55.442	36.172	39.554	39.716	254.1	33:42.076	27	2	2:04.836 B	35.871	38.430	50.535	264.1	1:23:05.309							
16	1	10:44.826 B	2:23.520	7:07.257	1:14.049	261.5	44:26.902	28	1	17:09.715	...	44.365	41.757	144.0	1:40:15.024							
17	2	8:48.219	7:22.091	45.120	41.008	128.4	53:15.121	29	1	2:08.944 B	38.861	40.296	49.787	203.8	1:42:23.968							
18	2	1:51.425	35.542	38.835	37.048	257.1	55:06.546	30	1	3:20.328	2:00.556	40.139	39.633	187.5	1:45:44.296							
19	2	1:47.557	34.701	36.444	36.412	268.0	56:54.103	31	1	1:53.097	36.037	38.379	38.681	240.0	1:47:37.393							
20	2	1:46.756	34.410	36.324	36.022	270.7	58:40.859	32	1	1:51.853	35.655	37.971	38.227	264.1	1:49:29.246							
21	2	1:46.583	34.313	36.153	36.117	273.4	1:00:27.442	33	1	1:51.669	35.425	37.719	38.525	263.4	1:51:20.915							
22	2	1:46.965	34.274	36.561	36.130	273.4	1:02:14.407	34	1	1:52.719	35.462	37.831	39.426	264.1	1:53:13.634							
23	2	1:54.383 B	34.455	36.757	43.171	275.5	1:04:08.790	35	1	1:51.321	35.427	37.751	38.143	267.3	1:55:04.955							
24	1	4:48.473	3:17.875	45.907	44.691	134.7	1:08:57.263	<b>57</b> GRAFF Racing 1. Stephan RUPP 2. Ryan HARPER-ELLAM Ligier JS P320 - Nissan LMP3														
25	1	2:00.898	37.842	41.771	41.285	193.5	1:10:58.161	1	2	4:48.083	3:12.677	49.827	45.579	149.6	4:48.083							
26	1	1:58.187	37.330	40.351	40.506	220.9	1:12:56.348	2	2	2:11.607	45.504	44.445	41.658	187.5	6:59.690							
27	1	1:57.491	36.449	39.790	41.252	233.8	1:14:53.839	3	2	1:53.160	35.952	39.090	38.118	233.8	8:52.850							
28	1	1:56.402	36.763	39.897	39.742	240.5	1:16:50.241	4	2	1:50.553	34.838	37.452	38.263	263.4	10:43.403							
29	1	1:57.849	36.139	40.919	40.791	250.6	1:18:48.090	5	2	1:52.264	37.005	38.351	36.908	238.4	12:35.667							
30	1	1:57.511	36.179	39.391	41.941	251.7	1:20:45.601	6	2	2:02.927	38.746	41.618	42.563	274.8	14:38.594							
31	1	1:56.079	37.258	39.373	39.448	241.1	1:22:41.680	7	2	1:47.518	34.566	36.434	36.518	272.0	16:26.112							
32	1	1:54.222	35.986	38.874	39.362	247.1	1:24:35.902	8	2	2:07.631 B	35.827	41.363	50.441	210.9	18:33.743							
33	1	2:04.583 B	35.750	38.721	50.112	257.1	1:26:40.485	9	2	7:28.902	6:14.030	37.799	37.073	203.8	26:02.645							
34	2	22:35.595	...	39.383	41.248	208.1	1:49:16.080	10	2	1:47.338	34.761	36.299	36.278	271.4	27:49.983							
35	2	1:48.674	34.714	37.782	36.178	264.7	1:51:04.754	11	2	1:47.279	34.336	36.840	36.103	272.7	29:37.262							
36	2	1:45.893	34.040	35.912	35.941	273.4	1:52:50.647	12	2	2:00.917 B	37.831	38.369	44.717	272.0	31:38.179							
37	2	1:46.104	34.004	36.048	36.052	274.1	1:54:36.751	13	2	3:30.053	2:17.266	36.461	36.326	214.3	35:08.232							
38	2	1:54.408 B	35.018	36.526	42.864	275.5	1:56:31.159	14	2	1:47.608	35.117	36.269	36.222	268.7	36:55.840							
<b>55</b> GMB Motorsport 1. Kasper H. JENSEN 2. Kristian POULSEN Honda NSX GT3 GT3							15									2	3:09.517 B	34.318	59.428	1:35.771	273.4	40:05.357
1	1	7:43.314	6:22.009	40.502	40.803	168.5	7:43.314	16	1	4:48.320	3:26.251	42.195	39.874	98.4	44:53.677							
2	1	1:54.888	36.723	39.162	39.003	230.8	9:38.202	17	1	1:54.179	35.783	39.213	39.183	266.0	46:47.856							
3	1	1:55.412	35.645	38.409	41.358	264.7	11:33.614	18	1	1:51.930	35.327	38.168	38.435	267.3	48:39.786							
4	1	1:51.918	35.531	38.003	38.384	264.1	13:25.532	19	1	1:51.184	35.401	37.961	37.822	266.0	50:30.970							
5	1	1:52.031	35.471	38.357	38.203	264.7	15:17.563	20	1	1:50.999	35.210	37.941	37.848	270.0	52:21.969							
6	1	1:52.362	35.428	38.516	38.418	265.4	17:09.925	21	1	1:54.913	34.996	38.515	41.402	269.3	54:16.882							
7	1	1:59.483	39.824	41.172	38.487	265.4	19:09.408	22	1	1:51.550	35.350	37.958	38.242	270.0	56:08.432							
8	1	1:51.451	35.300	37.901	38.250	266.0	21:00.859	23	1	1:51.881	35.261	37.774	38.846	270.7	58:00.313							
9	1	1:52.414	35.798	38.042	38.574	241.1	22:53.273	24	1	2:00.646 B	35.147	38.038	47.461	272.7	1:00:00.959							
10	1	1:58.854 B	35.563	38.192	45.099	266.0	24:52.127	25	2	4:30.011	3:11.156	40.240	38.615	200.4	1:04:30.970							
11	2	5:11.872	3:53.244	39.387	39.241	200.7	30:03.999	26	2	1:48.766	34.801	37.067	36.898	261.5	1:06:19.736							
12	2	1:54.295	36.444	38.628	39.223	262.8	31:58.294	27	2	1:48.673	34.559	36.990	37.124	273.4	1:08:08.409							



# MLMC Collective Test Day

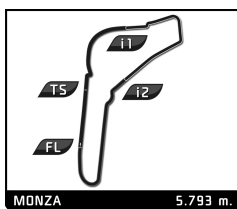
## Monza Round

### Morning Test

## Sector Analysis

Lap under Red Flag    Invalidated Lap    Personal Best    Session Best    Crossing the pit lane

Lap	D	Time	Sector 1	Sector 2	Sector 3	T. Spd	Elapsed	Lap	D	Time	Sector 1	Sector 2	Sector 3	T. Spd	Elapsed
28	2	1:46.755	34.514	36.010	36.231	272.7	1:09:55.164	30	1	1:55.024	35.706	39.635	39.683	270.0	1:37:36.122
29	2	1:47.051	34.247	35.952	36.852	274.8	1:11:42.215	31	1	1:55.862	35.748	39.991	40.123	264.7	1:39:31.984
30	2	1:48.949	36.611	36.317	36.021	224.5	1:13:31.164	32	1	2:12.971	39.430	44.495	49.046	206.1	1:41:44.955
31	2	1:47.065	34.171	35.827	37.067	274.8	1:15:18.229	33	1	1:54.811	35.993	39.374	39.444	265.4	1:43:39.766
32	2	1:52.776	37.096	37.478	38.202	274.8	1:17:11.005	34	1	1:55.345	36.296	39.114	39.935	261.5	1:45:35.111
33	2	1:46.627	34.228	35.832	36.567	273.4	1:18:57.632	35	1	2:04.575	36.336	41.608	46.631	262.1	1:47:39.686
34	2	1:54.415	34.211	36.317	43.887	272.7	1:20:52.047	36	1	2:01.944	35.625	44.723	41.596	263.4	1:49:41.630
35	1	5:26.999	4:09.196	37.837	39.966	203.4	1:26:19.046	37	1	1:57.193	35.883	40.735	40.575	266.0	1:51:38.823
36	1	1:51.747	35.212	38.096	38.439	269.3	1:28:10.793	38	1	1:54.806	35.636	39.632	39.538	266.0	1:53:33.629
37	1	1:51.160	35.094	38.216	37.850	271.4	1:30:01.953	<b>66</b> Rinaldi Racing 1. Steve PARROW 2. Daniel KEILWITZ <small>Duquaine M30 - D08 - Nissan LMP3</small>							
38	1	1:50.278	34.647	37.630	38.001	272.7	1:31:52.231	1	2	3:29.262	1:56.037	49.027	44.198	166.9	3:29.262
39	1	1:51.008	34.944	38.244	37.820	255.9	1:33:43.239	2	2	1:54.257	37.096	38.715	38.446	210.1	5:23.519
40	1	1:50.190	34.579	37.614	37.997	273.4	1:35:33.429	3	2	1:52.128	37.060	37.634	37.434	234.3	7:15.647
41	1	1:54.039	34.718	41.446	37.875	273.4	1:37:27.468	4	2	1:49.621	35.335	37.105	37.181	250.0	9:05.268
42	1	1:50.447	34.874	37.631	37.942	274.1	1:39:17.915	5	2	1:48.883	35.162	36.691	37.030	262.1	10:54.151
43	1	1:50.409	34.805	37.565	38.039	272.7	1:41:08.324	6	2	1:48.415	34.904	36.980	36.531	257.1	12:42.566
44	1	2:05.081	34.782	37.395	52.904	273.4	1:43:13.405	7	2	1:48.265	34.872	36.899	36.494	265.4	14:30.831
45	2	6:26.285	5:08.785	39.218	38.282	95.2	1:49:39.690	8	2	1:57.283	34.927	36.809	45.547	264.7	16:28.114
46	2	1:47.924	34.844	36.520	36.560	272.0	1:51:27.614	9	2	6:48.529	5:33.280	38.310	36.939	211.4	23:16.643
47	2	1:45.733	34.029	35.638	36.066	272.7	1:53:13.347	10	2	1:51.874	34.832	37.417	39.625	266.7	25:08.517
48	2	1:47.775	34.031	36.029	37.715	274.8	1:55:01.122	11	2	1:49.425	34.739	38.072	36.614	268.0	26:57.942
<b>61</b> AF Corse 1. Gino FORGIONE 2. Andrea MONTERMINI <small>Ferrari 488 GT3 GT3</small>															
1	2	9:34.189	7:51.502	46.022	56.665	107.1	9:34.189	12	2	1:47.791	34.865	36.409	36.517	266.7	28:45.733
2	2	3:11.569	1:42.351	45.285	43.933	192.9	12:45.758	13	2	1:47.825	34.655	36.567	36.603	272.0	30:33.558
3	2	2:00.021	38.479	41.005	40.537	190.8	14:45.779	14	2	1:50.750	37.247	36.836	36.667	252.3	32:24.308
4	2	2:04.772	40.825	40.556	43.391	235.3	16:50.551	15	2	1:49.973	34.958	37.624	37.391	261.5	34:14.281
5	2	1:53.468	36.088	38.703	38.677	258.4	18:44.019	16	2	1:49.709	35.146	36.622	37.941	270.0	36:03.990
6	2	2:29.383	39.831	41.482	1:08.070	194.6	21:13.402	17	2	1:50.313	34.582	39.250	36.481	273.4	37:54.303
7	2	1:52.269	35.891	38.087	38.291	260.2	23:05.671	18	2	4:03.465	1:04.433	1:23.000	1:36.032	145.7	41:57.768
8	2	1:52.003	35.794	37.969	38.240	262.8	24:57.674	19	2	3:23.396	2:09.398	37.285	36.713	210.9	45:21.164
9	2	2:01.468	35.695	37.936	47.837	260.2	26:59.142	20	2	1:49.474	35.702	37.195	36.577	236.8	47:10.638
10	2	27:05.588	B				54:04.730	21	2	1:47.618	34.612	36.569	36.437	272.0	48:58.256
11	1	2:35.161	1:08.825	43.971	42.365	168.7	56:39.891	22	2	1:47.424	34.598	36.426	36.400	272.0	50:45.680
12	1	1:59.189	36.569	42.291	40.329	258.4	58:39.080	23	2	1:47.571	34.696	36.364	36.511	272.7	52:33.251
13	1	1:56.420	36.414	39.981	40.025	259.6	1:00:35.500	24	2	1:47.540	34.448	36.620	36.472	274.1	54:20.791
14	1	1:55.914	36.083	39.659	40.172	264.7	1:02:31.414	25	2	1:55.926	34.631	36.643	44.652	274.8	56:16.717
15	1	1:55.332	36.076	39.115	40.141	264.1	1:04:26.746	26	1	5:39.085	4:19.815	39.986	39.284	180.6	1:01:55.802
16	1	1:56.237	36.245	39.981	40.011	258.4	1:06:22.983	27	1	1:52.664	35.378	38.506	38.780	249.4	1:03:48.466
17	1	1:55.683	35.966	39.722	39.995	266.0	1:08:18.666	28	1	1:53.025	36.549	38.287	38.189	260.2	1:05:41.491
18	1	1:54.934	35.921	39.360	39.653	274.8	1:10:13.600	29	1	1:51.290	35.230	38.064	37.996	268.0	1:07:32.781
19	1	1:54.950	36.110	39.232	39.608	264.1	1:12:08.550	30	1	1:53.769	36.415	38.116	39.238	214.7	1:09:26.550
20	1	1:55.603	36.499	39.276	39.828	259.0	1:14:04.153	31	1	1:52.659	35.427	37.825	39.407	266.0	1:11:19.209
21	1	1:55.344	36.265	39.001	40.078	250.0	1:15:59.497	32	1	1:52.895	35.748	38.402	38.745	254.1	1:13:12.104
22	1	2:04.151	B				1:18:03.648	33	1	1:59.389	35.215	37.694	46.480	263.4	1:15:11.493
23	1	6:06.116	4:39.834	41.995	44.287	176.8	1:24:09.764	34	1	6:49.969	5:29.098	41.066	39.805	156.7	1:22:01.462
24	1	1:57.555	37.116	39.416	41.023	232.3	1:26:07.319	35	1	1:52.295	35.929	38.155	38.211	235.8	1:23:53.757
25	1	1:53.944	35.645	38.922	39.377	263.4	1:28:01.263	36	1	1:50.733	35.207	37.490	38.036	264.1	1:25:44.490
26	1	1:54.886	35.988	39.170	39.728	262.8	1:29:56.149	37	1	1:51.162	35.418	37.416	38.328	256.5	1:27:35.652
27	1	1:55.398	35.749	38.958	40.691	266.0	1:31:51.547	38	1	1:53.000	35.421	38.934	38.645	255.3	1:29:28.652
28	1	1:54.993	35.637	39.842	39.514	271.4	1:33:46.540	39	1	1:51.193	35.340	37.593	38.260	261.5	1:31:19.845
29	1	1:54.558	35.805	39.445	39.308	264.7	1:35:41.098	40	1	1:50.339	35.128	37.521	37.690	264.7	1:33:10.184
								41	1	1:49.980	35.132	37.307	37.541	265.4	1:35:00.164



# MLMC Collective Test Day

## Monza Round

### Morning Test

## Sector Analysis

MONZA 5.793 m.

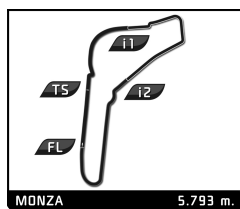
Lap under Red Flag    Invalidated Lap    Personal Best    Session Best    Crossing the pit lane

Lap	D	Time	Sector 1	Sector 2	Sector 3	T. Spd	Elapsed	Lap	D	Time	Sector 1	Sector 2	Sector 3	T. Spd	Elapsed
42	1	2:00.248 <b>B</b>	35.184	38.343	46.721	272.0	1:37:00.412	41	1	1:48.070	34.672	36.540	36.858	272.7	1:39:36.023
43	2	5:05.251	3:52.335	36.540	36.376	203.8	1:42:05.663	42	1	1:48.596	34.750	36.992	36.854	272.0	1:41:24.619
44	2	1:46.646	34.285	36.186	36.175	274.1	1:43:52.309	43	1	1:48.479	34.613	36.862	37.004	273.4	1:43:13.098
45	2	1:46.898	34.694	36.223	<b>35.981</b>	275.5	1:45:39.207	44	1	1:49.554	34.751	37.986	36.817	270.7	1:45:02.652
46	2	1:48.773	34.092	37.443	37.238	276.9	1:47:27.980	45	1	1:48.339	34.755	36.632	36.952	270.7	1:46:50.991
47	2	1:46.089	34.107	35.929	36.053	276.2	1:49:14.069	46	1	1:48.233	34.667	36.375	37.191	272.0	1:48:39.224
48	2	<b>1:46.051</b>	34.185	<b>35.759</b>	36.107	276.2	1:51:00.120	47	1	1:48.055	34.794	36.500	36.761	271.4	1:50:27.279
49	2	1:46.055	33.980	35.907	36.168	275.5	1:52:46.175	48	1	1:48.118	34.757	36.595	36.766	270.7	1:52:15.397
50	2	1:53.152	34.168	36.587	42.397	276.9	1:54:39.327	49	1	1:47.925	34.681	36.431	36.813	270.7	1:54:03.322
51	2	1:56.560 <b>B</b>	<b>33.945</b>	36.183	46.432	276.9	1:56:35.887	50	1	1:47.458	34.483	36.407	36.568	271.4	1:55:50.780

69		COOL Racing		Ligier JS P320 - Nissan			
		1.Maurice SMITH		LMP3			
		2.Malthe JAKOBSEN					
1	2	2:38.137	1:16.600	41.423	40.114	157.0	2:38.137
2	2	1:52.572	36.135	38.234	38.203	223.1	4:30.709
3	2	1:53.887	35.592	39.678	38.617	230.8	6:24.596
4	2	1:51.366	35.256	37.745	38.365	240.0	8:15.962
5	2	1:50.990	34.914	37.708	38.368	268.0	10:06.952
6	2	1:56.079 <b>B</b>	34.430	36.542	45.107	272.0	12:03.031
7	2	5:34.319	4:17.019	38.129	39.171	166.2	17:37.350
8	2	1:51.434	35.582	37.160	38.692	211.8	19:28.784
9	2	1:51.291	35.269	38.043	37.979	254.7	21:20.075
10	2	1:51.172	35.446	38.109	37.617	265.4	23:11.247
11	2	1:51.711	35.049	37.598	39.064	266.7	25:02.958
12	2	1:57.551 <b>B</b>	34.572	36.989	45.990	270.7	27:00.509
13	2	5:06.387	3:51.292	38.382	36.713	200.4	32:06.896
14	2	1:47.932	34.925	36.895	36.112	264.1	33:54.828
15	2	1:47.962	34.512	36.244	37.206	269.3	35:42.790
16	2	1:45.714	34.314	35.677	35.723	269.3	37:28.504
17	2	3:09.571 <b>B</b>	34.604	1:01.067	1:33.900	271.4	40:38.075
18	1	7:43.943	6:25.514	39.334	39.095	200.0	48:22.018
19	1	1:51.111	35.300	37.528	38.283	266.7	50:13.129
20	1	1:50.261	35.141	37.188	37.932	268.0	52:03.390
21	1	1:49.693	34.889	37.210	37.594	268.7	53:53.083
22	1	1:48.842	34.853	36.864	37.125	270.0	55:41.925
23	1	1:51.294	35.022	37.799	38.473	272.0	57:33.219
24	1	1:50.481	35.534	37.751	37.196	246.6	59:23.700
25	1	1:51.795	35.116	39.107	37.572	271.4	1:01:15.495
26	1	1:48.840	34.866	36.793	37.181	272.7	1:03:04.335
27	1	1:49.347	34.881	37.181	37.285	272.0	1:04:53.682
28	1	1:48.617	34.730	36.722	37.165	272.0	1:06:42.299
29	1	1:48.021	34.625	36.592	36.804	272.0	1:08:30.320
30	1	1:58.874 <b>B</b>	35.139	39.056	44.679	272.7	1:10:29.194
31	2	5:19.870	4:06.335	37.215	36.320	197.1	1:15:49.064
32	2	1:46.198	34.519	35.777	35.902	268.0	1:17:35.262
33	2	<b>1:45.186</b>	<b>34.097</b>	<b>35.479</b>	<b>35.610</b>	271.4	1:19:20.448
34	2	1:46.541	34.182	35.661	36.698	270.7	1:21:06.989
35	2	1:46.215	34.256	35.707	36.252	272.7	1:22:53.204
36	2	1:51.945 <b>B</b>	34.164	36.246	41.535	272.0	1:24:45.149
37	1	7:36.469	6:12.718	37.687	46.064	200.4	1:32:21.618
38	1	1:48.746	34.829	36.789	37.128	269.3	1:34:10.364
39	1	1:49.108	34.474	37.543	37.091	271.4	1:35:59.472
40	1	1:48.481	34.777	36.838	36.866	270.7	1:37:47.953

72		Team Virage		Ligier JS P320 - Nissan			
		1.Alexandre YVON		LMP3			
		2.Mathis POULET					
1	2	2:45.695	1:18.981	44.304	42.410	138.3	2:45.695
2	2	1:53.198	36.034	38.727	38.437	236.8	4:38.893
3	2	1:50.532	35.118	37.627	37.787	265.4	6:29.425
4	2	1:50.568	34.880	37.777	37.911	263.4	8:19.993
5	2	1:59.387 <b>B</b>	37.109	37.544	44.734	211.4	10:19.380
6	2	5:39.798	4:23.627	38.123	38.048	185.9	15:59.178
7	2	1:59.742	40.051	42.476	37.215	264.7	17:58.920
8	2	1:48.915	34.851	37.085	36.979	266.0	19:47.835
9	2	1:48.248	34.712	37.044	36.492	269.3	21:36.083
10	2	<b>1:47.482</b>	34.730	<b>36.359</b>	<b>36.393</b>	273.4	23:23.565
11	2	1:48.273	<b>34.646</b>	36.563	37.064	271.4	25:11.838
12	2	1:55.094 <b>B</b>	35.062	37.130	42.902	233.8	27:06.932
13	1	4:01.441	2:42.691	39.038	39.712	192.2	31:08.373
14	1	1:53.040	35.677	38.566	38.797	262.8	33:01.413
15	1	1:51.716	35.114	38.106	38.496	267.3	34:53.129
16	1	1:51.850	35.642	37.724	38.484	264.1	36:44.979
17	1	2:43.265	35.313	39.039	1:28.913	258.4	39:28.244
18	1	4:10.027	1:29.627	1:24.464	1:15.936	79.6	43:38.271
19	1	1:58.328	38.283	40.197	39.848	201.9	45:36.599
20	1	1:53.149	35.762	38.005	39.382	261.5	47:29.748
21	1	1:51.278	35.641	37.723	37.914	250.6	49:21.026
22	1	1:54.290	35.680	39.395	39.215	270.7	51:15.316
23	1	1:50.362	35.212	37.388	37.762	259.6	53:05.678
24	1	1:57.070 <b>B</b>	34.708	37.471	44.891	271.4	55:02.748
25	1	7:55.443 <b>B</b>	6:20.167	43.872	51.404	128.4	1:02:58.191
26	1	8:14.564	6:51.880	41.140	41.544	159.5	1:11:12.755
27	1	2:23.867 <b>B</b>	48.320	44.132	51.415	268.0	1:13:36.622
28	2	8:27.047	7:12.155	37.582	37.310	174.8	1:22:03.669
29	2	1:51.290	34.714	38.343	38.233	269.3	1:23:54.959
30	2	1:55.977 <b>B</b>	34.799	37.162	44.016	263.4	1:25:50.936

73		TS Corse		Duqueine M30 - D08 - Nissan			
		1.Pietro PECCENINI		LMP3			
		2.Parth GHORPADE					
1	1	2:50.963	1:16.529	49.853	44.581	147.7	2:50.963
2	1	1:55.894	36.899	39.487	39.508	244.3	4:46.857
3	1	1:52.363	35.830	38.323	38.210	251.7	6:39.220
4	1	1:51.350	35.385	37.693	38.272	261.5	8:30.570
5	1	1:51.676	35.502	38.066	38.108	253.5	10:22.246
6	1	1:51.926	35.270	37.994	38.662	258.4	12:14.172
7	1	1:50.500	34.973	37.739	37.788	261.5	14:04.672



# MLMC Collective Test Day

## Monza Round

### Morning Test

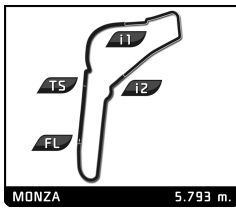
## Sector Analysis

Lap under Red Flag   Invalidated Lap   Personal Best   Session Best   B Crossing the pit lane

Lap	D	Time	Sector 1	Sector 2	Sector 3	T. Spd	Elapsed	Lap	D	Time	Sector 1	Sector 2	Sector 3	T. Spd	Elapsed
8	1	1:50.317	34.971	37.509	37.837	269.3	15:54.989	11	1	4:11.264	2:51.948	38.475	40.841	210.1	25:04.115
9	1	1:50.135	34.894	37.671	37.570	272.7	17:45.124	12	1	1:50.459	35.002	36.992	38.465	237.4	26:54.574
10	1	2:11.684B	42.365	40.368	48.951	275.5	19:56.808	13	1	1:48.656	34.640	37.061	36.955	274.1	28:43.230
11	1	9:07.579	7:45.120	40.823	41.636	180.0	29:04.387	14	1	1:48.013	34.355	37.035	36.623	275.5	30:31.243
12	1	1:51.875	35.051	38.848	37.976	268.7	30:56.262	15	1	1:49.111	34.772	38.283	36.056	274.1	32:20.354
13	1	1:54.892	35.241	40.334	39.317	262.8	32:51.154	16	1	1:47.815	34.355	37.096	36.364	275.5	34:08.169
14	1	1:50.126	35.222	37.466	37.438	274.8	34:41.280	17	1	1:55.123B	34.750	37.131	43.242	276.2	36:03.292
15	1	2:07.192B	39.801	38.952	48.439	229.3	36:48.472	18	1	7:35.049	5:16.323	1:22.431	56.295	80.0	43:38.341
16	2	6:37.202	3:43.905	1:32.535	1:20.762	77.4	43:25.674	19	1	1:48.381	34.606	36.910	36.865	273.4	45:26.722
17	2	2:01.094	39.279	42.130	39.685	234.3	45:26.768	20	1	1:49.765	34.480	36.847	38.438	276.2	47:16.487
18	2	1:53.756	35.741	39.349	38.666	255.9	47:20.524	21	1	1:55.466B	34.085	36.786	44.595	277.6	49:11.953
19	2	1:54.906	36.221	39.989	38.696	229.3	49:15.430	22	2	6:05.324	4:50.881	37.048	37.395	133.3	55:17.277
20	2	1:52.095	34.874	39.043	38.178	268.7	51:07.525	23	2	1:57.759B	34.155	37.875	45.729	278.4	57:15.036
21	2	1:51.391	35.648	37.898	37.845	237.4	52:58.916	24	2	4:15.484	2:56.171	39.170	40.143	188.8	1:01:30.520
22	2	1:53.329	35.773	39.680	37.876	266.7	54:52.245	25	2	1:48.142	34.842	36.781	36.519	267.3	1:03:18.662
23	2	1:50.807	34.914	37.644	38.249	272.0	56:43.052	26	2	1:51.510	34.601	38.348	38.561	277.6	1:05:10.172
24	2	1:50.672	34.675	38.306	37.691	266.0	58:33.724	27	2	1:47.200	34.269	36.654	36.277	279.8	1:06:57.372
25	2	1:59.890B	34.709	38.153	47.028	266.7	1:00:33.614	28	2	1:47.133	34.193	36.346	36.594	279.1	1:08:44.505
26	1	6:44.381	5:13.383	47.189	43.809	126.8	1:07:17.995	29	2	1:46.828	34.373	36.063	36.392	278.4	1:10:31.333
27	1	1:51.568	36.202	37.719	37.647	240.0	1:09:09.563	30	2	1:46.658	34.306	36.275	36.077	277.6	1:12:17.991
28	1	1:48.787	34.962	36.884	36.941	272.0	1:10:58.350	31	2	1:46.435	34.179	36.022	36.234	278.4	1:14:04.426
29	1	1:49.023	34.730	37.602	36.691	274.1	1:12:47.373	32	2	1:53.986B	34.630	36.436	42.920	278.4	1:15:58.412
30	1	1:49.677	34.569	37.076	38.032	276.2	1:14:37.050	33	2	9:58.391	8:45.096	36.817	36.478	212.6	1:25:56.803
31	1	1:48.078	34.442	36.941	36.695	276.2	1:16:25.128	34	2	1:47.507	34.500	36.673	36.334	274.8	1:27:44.310
32	1	1:47.309	34.463	36.487	36.359	275.5	1:18:12.437	35	2	1:47.205	34.562	36.234	36.409	275.5	1:29:31.515
33	1	1:46.842	34.298	36.330	36.214	276.9	1:19:59.279	36	2	1:47.335	34.067	36.388	36.880	276.9	1:31:18.850
34	1	1:47.238	34.281	36.492	36.465	276.9	1:21:46.517	37	2	1:55.125B	34.234	37.522	43.369	279.1	1:33:13.975
35	1	1:46.985	34.418	36.295	36.272	276.9	1:23:33.502	38	1	3:41.535	2:23.138	40.793	37.604	170.6	1:36:55.510
36	1	2:25.426B	40.572	49.297	55.557	277.6	1:25:58.928	39	1	1:48.174	35.118	36.829	36.227	279.1	1:38:43.684
37	2	7:22.538	6:06.462	38.150	37.926	168.7	1:33:21.466	40	1	1:52.906	34.339	39.276	39.291	278.4	1:40:36.590
38	2	1:50.551	34.901	37.466	38.184	262.1	1:35:12.017	41	1	1:47.208	34.312	36.531	36.365	279.8	1:42:23.798
39	2	1:50.224	34.876	37.447	37.901	252.9	1:37:02.241	42	1	1:53.783B	34.248	36.690	42.845	279.1	1:44:17.581
40	2	1:49.315	34.814	37.206	37.295	260.2	1:38:51.556	43	1	4:09.332	2:54.058	38.392	36.882	190.8	1:48:26.913
41	2	1:49.255	34.680	37.059	37.516	268.0	1:40:40.811	44	1	1:47.197	34.286	36.597	36.314	279.1	1:50:14.110
42	2	1:49.191	34.618	37.176	37.397	265.4	1:42:30.002	45	1	1:53.383	34.145	39.471	39.767	278.4	1:52:07.493
43	2	1:49.831	34.863	37.710	37.258	274.1	1:44:19.833	46	1	1:46.731	33.970	36.662	36.099	279.8	1:53:54.224
44	2	1:49.132	34.714	37.269	37.149	270.0	1:46:08.965	47	1	1:46.732	34.037	36.673	36.022	279.8	1:55:40.956
45	2	1:49.532	34.620	37.485	37.427	272.0	1:47:58.497	<div style="border: 1px solid black; padding: 5px;"> <b>77</b> Team Thor <span style="float: right;">Ligier JS P320 - Nissan</span>            1. Audunn GUDMUNDSSON <span style="float: right;">LMP3</span>            2. Michael MARKUSSEN         </div>							
46	2	1:57.267	34.371	45.648	37.248	272.0	1:49:55.764								
47	2	2:03.584B	34.793	37.539	51.252	261.5	1:51:59.348								

76 Reiter Engineering		Ligier JS P320 - Nissan					
1. Freddie HUNT		LMP3					
2. Mads SILJHAUG							
1	2	2:44.985B	1:11.256	42.763	50.966	155.6	2:44.985
2	2	3:34.142	2:16.467	39.796	37.879	198.9	6:19.127
3	2	1:49.248	35.035	36.894	37.319	266.7	8:08.375
4	2	1:49.195	34.570	36.911	37.714	274.8	9:57.570
5	2	1:47.923	34.433	36.654	36.836	277.6	11:45.493
6	2	1:49.837	34.596	37.261	37.980	270.7	13:35.330
7	2	1:48.159	34.477	36.682	37.000	276.2	15:23.489
8	2	1:47.500	34.266	36.682	36.552	279.8	17:10.989
9	2	1:47.876	34.566	36.881	36.429	269.3	18:58.865
10	2	1:53.986B	34.566	36.752	42.668	276.2	20:52.851

1	2	3:09.373	1:46.619	41.548	41.206	166.9	3:09.373
2	2	1:54.495	36.218	39.819	38.458	257.1	5:03.868
3	2	1:50.697	35.321	37.977	37.399	268.7	6:54.565
4	2	1:49.231	35.084	37.220	36.927	265.4	8:43.796
5	2	1:54.705B	34.906	37.002	42.797	270.7	10:38.501
6	1	6:40.596	5:16.060	43.784	40.752	188.8	17:19.097
7	1	1:54.238	35.675	39.957	38.606	254.1	19:13.335
8	1	1:51.974	35.711	38.153	38.110	261.5	21:05.309
9	1	1:55.414	35.748	40.318	39.348	248.3	23:00.723
10	1	1:53.327	36.175	38.421	38.731	219.5	24:54.050
11	1	1:52.496	36.216	38.085	38.195	230.8	26:46.546
12	1	1:53.689	37.260	38.170	38.259	238.9	28:40.235
13	1	1:52.553	35.176	38.140	39.237	269.3	30:32.788



# MLMC Collective Test Day

## Monza Round

### Morning Test

## Sector Analysis

Lap under Red Flag    Invalidated Lap    Personal Best    Session Best    B Crossing the pit lane

Lap	D	Time	Sector 1	Sector 2	Sector 3	T. Spd	Elapsed	Lap	D	Time	Sector 1	Sector 2	Sector 3	T. Spd	Elapsed
14	1	1:53.253	36.784	38.438	38.031	267.3	32:26.041	25	2	2:04.865 <b>B</b>	36.235	40.450	48.180	262.8	1:10:13.838
15	1	1:52.291	35.257	37.591	39.443	270.7	34:18.332	26	2	23:21.355	...	40.752	40.997	196.0	1:33:35.193
16	1	1:50.561	35.546	37.374	37.641	270.0	36:08.893	27	2	1:52.166	35.676	38.041	38.449	260.2	1:35:27.359
17	1	1:50.593	35.047	37.996	37.550	271.4	37:59.486	28	2	1:54.143	35.161	38.104	40.878	266.7	1:37:21.502
18	1	4:18.082 <b>B</b>	1:18.434	1:23.435	1:36.213	79.9	42:17.568	29	2	1:53.277	35.416	37.841	40.020	266.0	1:39:14.779
19	2	8:02.112	6:44.238	39.698	38.176	192.9	50:19.680	30	2	1:57.224 <b>B</b>	35.309	38.017	43.898	266.0	1:41:12.003
20	2	1:49.086	35.078	37.126	36.882	267.3	52:08.766	31	1	4:52.950	3:37.237	37.832	37.881	204.5	1:46:04.953
21	2	1:50.135	34.803	38.054	37.278	271.4	53:58.901	32	1	1:51.303	35.271	37.545	38.487	264.7	1:47:56.256
22	2	1:49.173	34.939	37.360	36.874	270.0	55:48.074	33	1	1:50.605	35.167	37.469	37.969	267.3	1:49:46.861
23	2	1:50.955	35.229	38.010	37.716	267.3	57:39.029	34	1	1:57.265 <b>B</b>	35.266	37.660	44.339	265.4	1:51:44.126
24	2	1:48.848	34.772	37.011	37.065	271.4	59:27.877	35	2	3:29.118	2:07.815	40.905	40.398	199.6	1:55:13.244
25	2	1:48.591	34.555	36.976	37.060	273.4	1:01:16.468	<div style="border: 1px solid black; padding: 5px;"> <b>99</b> Bullitt Racing <span style="float: right; font-size: small;">Aston Martin Vantage GT3</span>            1. Stephen PATTRICK            2. Valentin HASSE-CLOT <span style="float: right;">GT3</span> </div>							
26	2	1:55.127 <b>B</b>	35.243	36.980	42.904	273.4	1:03:11.595	1	2	2:38.182 <b>B</b>	1:04.675	44.049	49.458	115.0	2:38.182
27	2	27:58.396	...	44.930	47.251	180.9	1:31:09.991	2	2	4:04.841	2:40.027	43.508	41.306	157.0	6:43.023
28	2	2:02.101 <b>B</b>	36.287	39.078	46.736	233.8	1:33:12.092	3	2	1:55.701	36.837	39.106	39.758	218.2	8:38.724
29	1	4:27.820	3:01.609	44.099	42.112	176.5	1:37:39.912	4	2	1:51.481	35.491	37.792	38.198	266.7	10:30.205
30	1	1:52.478	36.190	38.427	37.861	232.8	1:39:32.390	5	2	1:52.157	35.234	38.873	38.050	268.7	12:22.362
31	1	1:51.734	35.443	38.325	37.966	257.8	1:41:24.124	6	2	1:51.273	35.168	37.698	38.407	268.0	14:13.635
32	1	1:51.693	36.297	37.896	37.500	246.6	1:43:15.817	7	2	1:50.490	35.203	37.385	37.902	268.7	16:04.125
33	1	1:50.431	35.016	38.143	37.272	273.4	1:45:06.248	8	2	1:58.085 <b>B</b>	35.132	38.383	44.570	268.0	18:02.210
34	1	1:49.662	35.377	37.089	37.196	272.0	1:46:55.910	9	2	3:52.331	2:34.830	38.084	39.417	207.3	21:54.541
35	1	1:51.007	36.098	37.905	37.004	245.5	1:48:46.917	10	2	1:52.752	35.295	39.277	38.180	266.7	23:47.293
36	1	1:49.290	34.981	37.166	37.143	273.4	1:50:36.207	11	2	1:51.054	35.375	37.748	37.931	267.3	25:38.347
37	1	1:49.471	35.194	37.067	37.210	264.7	1:52:25.678	12	2	1:58.653 <b>B</b>	36.065	38.413	44.175	213.4	27:37.000
38	1	1:49.733	35.110	37.353	37.270	266.0	1:54:15.411	13	1	6:43.066	5:11.677	49.089	42.300	150.2	34:20.066
39	1	1:49.616	35.059	37.125	37.432	260.9	1:56:05.027	14	1	1:58.502	37.125	40.538	40.839	251.2	36:18.568
<div style="border: 1px solid black; padding: 5px;"> <b>88</b> GMB Motorsport <span style="float: right; font-size: small;">Honda NSX GT3</span>            1. Mikkel O. PEDERSEN            2. Lars Engelbrecht PEDERSEI <span style="float: right;">GT3</span> </div>							15	1	2:45.419 <b>B</b>	44.177	42.691	1:18.551	261.5	39:03.987	
1	1	7:59.267	6:35.602	41.137	42.528	148.6	7:59.267	16	1	10:07.635	8:31.568	49.668	46.399	173.9	49:11.622
2	1	1:52.817	35.753	38.572	38.492	263.4	9:52.084	17	1	2:00.996	37.593	42.229	41.174	236.3	51:12.618
3	1	1:51.530	35.421	37.825	38.284	266.0	11:43.614	18	1	1:59.876	37.940	41.987	39.949	258.4	53:12.494
4	1	1:58.833	35.490	38.100	45.243	265.4	13:42.447	19	1	1:57.693	36.830	40.652	40.211	255.3	55:10.187
5	1	1:51.252	35.216	37.655	38.381	268.0	15:33.699	20	1	1:59.639	35.904	41.755	41.980	255.9	57:09.826
6	1	1:51.133	35.229	37.783	38.121	268.0	17:24.832	21	1	2:04.260	36.374	47.090	40.796	241.6	59:14.086
7	1	1:51.097	35.303	37.608	38.186	264.1	19:15.929	22	1	1:58.298	37.353	40.209	40.736	263.4	1:01:12.384
8	1	1:57.344 <b>B</b>	35.227	37.959	44.158	266.7	21:13.273	23	1	2:05.866	40.058	39.970	45.838	266.0	1:03:18.250
9	1	10:03.623	8:46.687	38.530	38.406	203.4	31:16.896	24	1	2:12.045 <b>B</b>	37.065	42.755	52.225	219.5	1:05:30.295
10	1	1:52.788	35.604	37.923	39.261	261.5	33:09.684	25	2	31:44.316	...	43.803	39.160	173.6	1:37:14.611
11	1	1:51.293	35.377	37.742	38.174	262.1	35:00.977	26	2	1:53.753	35.675	39.812	38.266	267.3	1:39:08.364
12	1	1:57.948 <b>B</b>	35.811	38.144	43.993	264.1	36:58.925	27	2	1:59.396 <b>B</b>	35.288	37.794	46.314	268.7	1:41:07.760
13	2	6:02.253	3:04.414	1:23.343	1:34.496	151.0	43:01.178								
14	2	2:19.175	56.214	41.751	41.210	176.5	45:20.353								
15	2	1:59.358	36.472	40.805	42.081	260.2	47:19.711								
16	2	1:58.474	36.877	40.286	41.311	259.0	49:18.185								
17	2	1:57.345	36.545	39.981	40.819	260.2	51:15.530								
18	2	1:59.523	36.815	41.713	40.995	260.9	53:15.053								
19	2	1:58.106	36.763	40.597	40.746	257.8	55:13.159								
20	2	2:08.320 <b>B</b>	36.566	40.938	50.816	264.7	57:21.479								
21	2	4:52.828	3:27.393	41.648	43.787	203.0	1:02:14.307								
22	2	1:59.330	36.928	41.237	41.165	240.5	1:04:13.637								
23	2	1:57.813	36.771	40.117	40.925	262.1	1:06:11.450								
24	2	1:57.523	36.412	40.594	40.517	263.4	1:08:08.973								