

# MLMC Collective Test Day

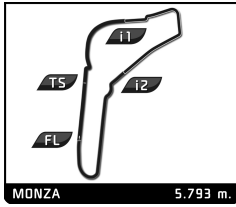
## Monza Round

### Afternoon Test

## Sector Analysis

Lap under Red Flag   Invalidated Lap   Personal Best   Session Best   B Crossing the pit lane

Lap	D	Time	Sector 1	Sector 2	Sector 3	T. Spd	Elapsed	Lap	D	Time	Sector 1	Sector 2	Sector 3	T. Spd	Elapsed
<b>2</b> <b>United Autosports</b> Ligier JS P320 - Nissan LMP3 1.Andrew HADDON 2.Max LYNN								7 1 1:51.981 35.231 38.855 37.895 272.7 45:22.056							
1 1 7:07.661 5:44.405 41.643 41.613 163.9 7:07.661								8 1 1:50.295 34.638 37.893 37.764 274.8 47:12.351							
2 1 <b>2:10.007</b> B 36.050 41.314 52.643 245.5 9:17.668								9 1 1:50.504 34.845 37.984 37.675 274.1 49:02.855							
3 1 34:45.732 ... 42.546 41.885 176.8 44:03.400								10 1 1:50.791 35.535 37.787 37.469 255.3 50:53.646							
4 1 2:00.478 35.945 44.963 39.570 236.3 46:03.878								11 1 1:55.321 34.691 40.116 40.514 276.2 52:48.967							
5 1 1:52.846 35.460 38.492 38.894 266.0 47:56.724								12 1 1:50.036 34.785 37.828 37.423 276.2 54:39.003							
6 1 1:51.562 34.814 38.089 38.659 272.0 49:48.286								13 1 1:52.921 34.924 37.855 40.142 274.8 56:31.924							
7 1 1:51.076 34.768 37.738 38.570 272.0 51:39.362								14 1 1:52.128 35.180 39.331 37.617 277.6 58:24.052							
8 1 2:00.895B 35.121 38.116 47.658 264.1 53:40.257								15 1 <b>1:49.441</b> 34.546 <b>37.578</b> 37.317 277.6 1:00:13.493							
9 2 4:28.144 3:10.503 38.237 39.404 213.4 58:08.401															
10 2 1:49.808 <b>34.637</b> 37.753 37.418 272.7 59:58.209															
11 2 <b>1:48.293</b> 34.676 <b>36.817</b> <b>36.800</b> 274.8 1:01:46.502															
<b>3</b> <b>DKR Engineering</b> Duqueine M30 - D08 - Nissan LMP3 1.Jon BROWNSON 2.Laurents HORR								<b>7</b> <b>Nielsen Racing</b> Ligier JS P320 - Nissan LMP3 1.Anthony WELLS 2.Colin NOBLE							
1 1 4:23.389 2:59.904 42.393 41.092 148.8 4:23.389								1 1 7:28.799 6:07.609 41.398 39.792 176.5 7:28.799							
2 1 1:55.248 36.489 38.813 39.946 237.9 6:18.637								2 1 <b>2:20.972</b> B 36.217 37.662 1:07.093 243.2 9:49.771							
3 1 1:51.799 35.199 38.622 37.978 274.1 8:10.436								3 1 33:17.924 ... 38.855 38.217 200.0 43:07.695							
4 1 <b>3:29.211</b> B 35.050 1:14.424 1:39.737 274.8 11:39.647								4 1 1:51.139 35.245 37.468 38.426 264.7 44:58.834							
5 1 35:00.266 ... 39.635 39.125 167.4 46:39.913								5 1 1:50.452 35.187 37.272 37.993 269.3 46:49.286							
6 1 1:51.489 35.621 38.181 37.687 269.3 48:31.402								6 1 1:49.040 35.072 37.027 36.941 268.7 48:38.326							
7 1 1:49.767 35.193 37.097 37.477 270.0 50:21.169								7 1 1:48.426 35.020 36.670 36.736 269.3 50:26.752							
8 1 1:49.362 35.286 37.014 37.062 265.4 52:10.531								8 1 1:48.355 <b>34.763</b> 36.648 36.944 270.7 52:15.107							
9 1 1:49.529 34.830 37.250 37.449 274.1 54:00.060								9 1 <b>1:48.087</b> 34.821 36.646 <b>36.620</b> 271.4 54:03.194							
10 1 1:52.935 36.091 38.883 37.961 218.6 55:52.995								10 1 1:50.137 34.895 37.143 38.099 272.0 55:53.331							
11 1 1:50.872 35.682 38.206 36.984 270.7 57:43.867								11 1 1:55.899 38.751 38.278 38.870 272.7 57:49.230							
12 1 <b>1:48.376</b> <b>34.565</b> <b>36.870</b> <b>36.941</b> 275.5 59:32.243								12 1 1:48.099 34.788 <b>36.502</b> 36.809 270.7 59:37.329							
13 1 1:49.352 34.896 37.088 37.368 274.1 1:01:21.595								13 1 1:48.878 35.282 36.633 36.963 256.5 1:01:26.207							
<b>4</b> <b>Nielsen Racing</b> Duqueine M30 - D08 - Nissan LMP3 1.John MELSOM 2.Matthew BELL								<b>9</b> <b>AT Racing Team</b> Ligier JS P320 - Nissan LMP3 1.Alexander TALKANITSA 2.Charles MILESI							
1 1 <b>12:25.815</b> B 9:27.201 1:24.278 1:34.336 164.4 12:25.815								1 1 4:05.285 2:40.661 41.637 42.987 194.2 4:05.285							
2 1 31:53.279 ... 42.317 42.814 141.2 44:19.094								2 1 <b>1:52.393</b> 36.096 38.209 38.088 247.1 5:57.678							
3 1 1:55.142 37.216 39.062 38.864 224.5 46:14.236								3 1 1:55.858 39.734 <b>38.139</b> <b>37.985</b> 272.0 7:53.536							
4 1 1:51.085 36.222 37.145 37.718 262.1 48:05.321															
5 1 1:48.527 34.805 36.995 36.727 270.7 49:53.848															
6 1 1:48.153 <b>34.533</b> 36.724 36.896 271.4 51:42.001															
7 1 1:48.505 34.703 36.744 37.058 274.8 53:30.506															
8 1 1:48.254 34.591 36.874 36.789 274.8 55:18.760															
9 1 <b>1:48.047</b> 34.804 36.576 <b>36.667</b> 272.7 57:06.807															
10 1 1:48.301 34.681 36.632 36.988 273.4 58:55.108															
11 1 1:48.323 35.140 <b>36.257</b> 36.926 268.7 1:00:43.431															
<b>6</b> <b>ANS Motorsport</b> Ligier JS P320 - Nissan LMP3 1.Jonathan BROSSARD 2.Nicolas SCHATZ								<b>10</b> <b>Racing Spirit of Leman</b> Ligier JS P320 - Nissan LMP3 1.Alexander MATTSCHULL 2.Tom DILLMANN							
1 2 2:22.721 1:02.773 40.010 39.938 191.5 2:22.721								1 1 2:34.730 1:09.252 42.817 42.661 183.1 2:34.730							
2 2 1:52.105 37.160 38.332 36.613 267.3 4:14.826								2 1 1:51.961 35.494 37.670 38.797 250.0 4:26.691							
3 2 1:49.495 34.442 38.677 <b>36.376</b> 276.9 6:04.321								3 1 1:50.853 34.819 37.740 38.294 275.5 6:17.544							
4 2 1:50.931 36.434 37.634 36.863 278.4 7:55.252								4 1 1:51.213 34.848 37.702 38.663 266.7 8:08.757							
5 2 <b>2:39.197</b> B <b>34.441</b> 57.246 1:07.510 278.4 10:34.449								5 1 <b>3:28.512</b> B 34.941 1:14.402 1:39.169 276.9 11:37.269							
6 1 32:55.626 ... 42.544 39.925 180.6 43:30.075								6 1 31:35.302 ... 39.292 38.727 182.7 43:12.571							
								7 1 1:48.142 34.912 36.605 36.625 272.0 45:00.713							
								8 1 1:48.026 34.266 36.567 37.193 274.1 46:48.739							
								9 1 1:47.013 34.348 36.309 36.356 273.4 48:35.752							
								10 1 1:46.962 34.281 36.135 36.546 275.5 50:22.714							
								11 1 1:51.667 34.506 39.666 37.495 276.9 52:14.381							
								12 1 1:54.050B 34.352 36.129 43.569 277.6 54:08.431							
								13 2 3:45.555 2:31.974 36.543 37.038 213.4 57:53.986							
								14 2 1:47.292 <b>33.946</b> 37.214 <b>36.132</b> 279.1 59:41.278							
								15 2 <b>1:45.875</b> 33.970 <b>35.773</b> 36.132 276.2 1:01:27.153							
<b>11</b> <b>WTM Racing</b> Duqueine M30 - D08 - Nissan LMP3 1.Torsten KRATZ 2.Leonard WEISS								<b>11</b> <b>WTM Racing</b> Duqueine M30 - D08 - Nissan LMP3 1.Torsten KRATZ 2.Leonard WEISS							
1 2 2:36.057 58.372 50.542 47.143 128.7 2:36.057								1 2 2:36.057 58.372 50.542 47.143 128.7 2:36.057							



# MLMC Collective Test Day

## Monza Round

### Afternoon Test

## Sector Analysis

Lap under Red Flag   Invalidated Lap   Personal Best   Session Best   B Crossing the pit lane

Lap	D	Time	Sector 1	Sector 2	Sector 3	T. Spd	Elapsed	Lap	D	Time	Sector 1	Sector 2	Sector 3	T. Spd	Elapsed
2	2	2:05.837	39.986	44.085	41.766	215.6	4:41.894	2	1	1:56.500	37.032	39.982	39.486	231.8	4:48.978
3	2	1:56.770	36.225	38.499	42.046	206.1	6:38.664	3	1	1:53.248	35.723	38.123	39.402	229.3	6:42.226
4	2	1:48.803	34.986	36.968	36.849	268.7	8:27.467	4	1	1:49.272	34.555	37.453	37.264	276.2	8:31.498
5	2	<b>3:30.259 B</b>	35.576	1:19.280	1:35.403	279.1	11:57.726	5	1	<b>3:45.294 B</b>	40.659	1:23.987	1:40.648	276.2	12:16.792
6	1	31:36.763	...	39.241	38.438	194.9	43:34.489	6	1	31:29.394	...	40.020	39.657	188.2	43:46.186
7	1	1:51.559	34.969	38.781	37.809	271.4	45:26.048	7	1	1:50.439	35.166	37.796	37.477	269.3	45:36.625
8	1	<b>1:48.332</b>	34.583	37.060	<b>36.689</b>	274.1	47:14.380	8	1	1:50.000	34.693	36.998	38.309	277.6	47:26.625
9	1	1:48.616	34.419	<b>36.681</b>	37.516	276.9	49:02.996	9	1	1:48.237	34.655	36.739	<b>36.843</b>	274.8	49:14.862
10	1	1:48.528	<b>34.172</b>	36.895	37.461	279.8	50:51.524	10	1	1:48.287	34.493	36.787	37.007	277.6	51:03.149
11	1	1:56.305 B	35.147	37.289	43.869	255.3	52:47.829	11	1	1:48.705	34.546	36.984	37.175	274.8	52:51.854
12	2	3:33.542	2:19.827	36.980	36.735	212.6	56:21.371	12	1	1:48.702	34.387	37.146	37.169	278.4	54:40.556
13	2	1:48.472	34.766	36.692	37.014	275.5	58:09.843	13	1	1:50.849	34.609	37.289	38.951	276.9	56:31.405
14	2	1:49.846	35.286	36.837	37.723	276.9	59:59.689	14	1	1:48.549	34.620	36.824	37.105	274.8	58:19.954
15	2	2:12.564 B	47.942	38.251	46.371	151.3	1:02:12.253	15	1	<b>1:47.779</b>	<b>34.330</b>	<b>36.554</b>	36.895	277.6	1:00:07.733

13 Haegeli by T2 Racing		Duqueine M30 - D08 - Nissan					
1. Pieder DECURTINS		LMP3					
2. Marc BASSENG							
1	1	2:41.195	1:17.652	42.010	41.533	160.2	2:41.195
2	1	1:54.516	36.799	39.255	38.462	232.8	4:35.711
3	1	1:50.224	35.217	37.575	37.432	270.7	6:25.935
4	1	1:49.093	34.757	36.924	37.412	276.2	8:15.028
5	1	<b>3:31.837 B</b>	34.955	1:13.206	1:43.676	277.6	11:46.865
6	2	31:57.401 B	...	40.743	49.310	191.2	43:44.266
7	2	2:12.221	55.781	37.627	38.813	206.9	45:56.487
8	2	1:47.848	34.589	36.294	36.965	268.0	47:44.335
9	2	1:47.837	34.323	37.129	36.385	268.7	49:32.172
10	2	1:46.929	<b>34.167</b>	36.112	36.650	271.4	51:19.101
11	2	1:46.960	34.528	36.089	36.343	272.0	53:06.061
12	2	1:46.614	34.190	36.146	36.278	272.7	54:52.675
13	2	<b>1:46.258</b>	34.305	<b>35.879</b>	<b>36.074</b>	272.0	56:38.933
14	2	1:47.408	34.408	36.298	36.702	274.1	58:26.341
15	2	1:47.479	34.404	36.661	36.414	272.7	1:00:13.820

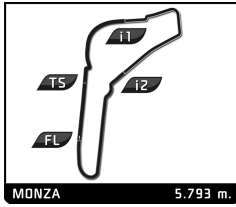
14 DKR Engineering		Duqueine M30 - D08 - Nissan					
1. James WINSLOW		LMP3					
2. Alexander BUKHANTSOV							
1	1	3:57.744	2:34.372	41.645	41.727	195.7	3:57.744
2	1	1:49.005	35.028	36.849	37.128	270.0	5:46.749
3	1	1:47.449	34.539	36.352	36.558	272.7	7:34.198
4	1	<b>2:32.679 B</b>	34.425	40.762	1:17.492	274.1	10:06.877
5	1	33:03.562	...	38.658	38.607	159.1	43:10.439
6	1	1:47.488	34.490	36.543	36.455	272.0	44:57.927
7	1	<b>1:46.437</b>	34.414	<b>36.085</b>	<b>35.938</b>	276.2	46:44.364
8	1	1:54.570 B	34.325	36.768	43.477	276.2	48:38.934
9	2	3:49.566	2:33.257	38.452	37.857	211.8	52:28.500
10	2	1:48.303	34.557	36.961	36.785	274.8	54:16.803
11	2	1:48.056	34.339	36.823	36.894	276.2	56:04.859
12	2	1:48.472	34.683	36.819	36.970	274.8	57:53.331
13	2	1:48.947	<b>34.215</b>	37.783	36.949	275.5	59:42.278
14	2	1:47.907	34.496	36.537	36.874	277.6	1:01:30.185

20 Optimum Motorsport		Duqueine M30 - D08 - Nissan					
1. Mark CRADER		LMP3					
2. Alex MORTIMER							
1	1	2:52.478	1:26.726	42.593	43.159	157.7	2:52.478

22 United Autosports		Ligier JS P320 - Nissan					
1. Andres LATORRE		LMP3					
2. Garnet PATTERSON							
1	2	2:12.790	55.302	39.372	38.116	156.5	2:12.790
2	2	1:49.724	35.012	36.964	37.748	263.4	4:02.514
3	2	1:47.122	34.627	36.333	36.162	274.8	5:49.636
4	2	1:53.167 B	34.535	36.592	42.040	276.9	7:42.803
5	2	36:08.111	...	37.750	36.455	178.2	43:50.914
6	2	1:47.066	35.241	35.939	35.886	241.6	45:37.980
7	2	1:47.704	34.200	36.261	37.243	272.7	47:25.684
8	2	<b>1:45.563</b>	34.188	<b>35.582</b>	<b>35.793</b>	274.8	49:11.247
9	2	1:52.886 B	<b>34.083</b>	36.052	42.751	275.5	51:04.133
10	1	5:03.620	3:47.905	37.892	37.823	213.4	56:07.753
11	1	2:02.006	38.849	37.769	45.388	274.8	58:09.759
12	1	1:49.860	34.669	37.442	37.749	276.9	59:59.619
13	1	2:09.927 B	43.928	40.024	45.975	170.3	1:02:09.546

23 United Autosports		Ligier JS P320 - Nissan					
1. John SCHAUERMAN		LMP3					
2. Wayne BOYD							
1	1	2:22.582	1:01.074	41.390	40.118	169.0	2:22.582
2	1	1:57.143	37.775	41.134	38.234	229.3	4:19.725
3	1	1:50.695	35.039	37.787	37.869	272.7	6:10.420
4	1	1:49.614	34.914	37.382	37.318	270.7	8:00.034
5	1	<b>3:21.834 B</b>	34.647	1:12.079	1:35.108	274.8	11:21.868
6	1	32:53.343	...	40.434	38.656	168.0	44:15.211
7	1	1:51.961	35.083	37.816	39.062	272.0	46:07.172
8	1	1:48.571	34.734	37.021	<b>36.816</b>	271.4	47:55.743
9	1	<b>1:48.137</b>	34.658	<b>36.652</b>	36.827	271.4	49:43.880
10	1	1:48.819	34.513	37.441	36.865	274.8	51:32.699
11	1	1:48.164	<b>34.423</b>	36.774	36.967	271.4	53:20.863
12	1	1:48.602	34.535	36.911	37.156	274.8	55:09.465
13	1	1:52.624	35.209	38.337	39.078	273.4	57:02.089
14	1	1:48.478	34.735	36.859	36.884	274.8	58:50.567
15	1	1:48.350	34.549	36.807	36.994	274.8	1:00:38.917

27 24-7 Motorsport		Ligier JS P320 - Nissan					
1. Andrew FERGUSON		LMP3					
2. Louis HAMILTON-SMITH							
1	1	4:55.271	3:30.453	43.219	41.599	155.2	4:55.271
2	1	1:54.724	36.327	39.243	39.154	239.5	6:49.995



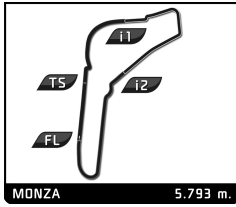
# MLMC Collective Test Day

## Monza Round

### Afternoon Test

## Sector Analysis

Lap under Red Flag											Invalidated Lap	Personal Best	Session Best	B Crossing the pit lane	
Lap	D	Time	Sector 1	Sector 2	Sector 3	T. Spd	Elapsed	Lap	D	Time	Sector 1	Sector 2	Sector 3	T. Spd	Elapsed
<b>28</b> <b>MY2S Forestier Racing</b> Ligier JS P320 - Nissan															
1.Christophe CRESPI LMP3															
2.Emilien CARDE															
1	1	2:14.199	51.819	42.432	39.948	147.1	2:14.199								
2	1	1:52.866	36.022	38.606	<b>38.238</b>	261.5	4:07.065								
3	1	<b>1:51.342</b>	<b>35.168</b>	<b>37.908</b>	38.266	272.0	5:58.407								
4	1	1:52.878	35.766	38.737	38.375	274.1	7:51.285								
<b>29</b> <b>MY2S Forestier Racing</b> Ligier JS P320 - Nissan															
1.Jérôme DE SADELEER LMP3															
2.Louis ROUSSET															
1	1	2:12.273	52.711	40.423	39.139	159.8	2:12.273								
2	1	1:51.829	35.181	38.219	38.429	259.6	4:04.102								
3	1	1:49.604	34.827	37.740	<b>37.037</b>	275.5	5:53.706								
4	1	2:00.730	<b>B</b>	34.848	42.787	43.095	275.5	7:54.436							
5	1	35:32.774	...	39.837	40.135	187.2	43:27.210								
6	1	1:52.120	36.257	37.973	37.890	229.3	45:19.330								
7	1	1:50.792	35.560	38.056	37.176	273.4	47:10.122								
8	1	<b>1:49.307</b>	34.944	36.788	37.575	259.0	48:59.429								
9	1	2:02.339	37.087	43.932	41.320	276.2	51:01.768								
10	1	1:54.015	<b>B</b>	<b>34.738</b>	<b>36.761</b>	42.516	273.4	52:55.783							
<b>30</b> <b>Frikadelli Racing Team</b> Ligier JS P320 - Nissan															
1.Klaus ABBELEN LMP3															
2.Felipe LASER															
1	1	7:53.771	6:31.338	42.023	40.410	172.8	7:53.771								
2	1	<b>2:38.765</b>	<b>B</b>	35.664	55.972	1:07.129	263.4	10:32.536							
3	1	32:47.862	...	40.117	39.571	176.2	43:20.398								
4	1	1:55.156	35.755	40.133	39.268	260.9	45:15.554								
5	1	1:52.503	35.716	38.160	38.627	254.7	47:08.057								
6	1	1:52.395	35.220	37.880	39.295	266.0	49:00.452								
7	1	1:51.722	35.296	37.785	38.641	255.9	50:52.174								
8	1	2:01.572	<b>B</b>	35.384	38.002	48.186	255.3	52:53.746							
9	2	3:57.346	2:43.847	36.750	36.749	211.4	56:51.092								
10	2	1:47.569	34.623	36.402	<b>36.544</b>	274.8	58:38.661								
11	2	<b>1:47.445</b>	<b>34.436</b>	<b>36.354</b>	36.655	275.5	1:00:26.106								
<b>32</b> <b>United Autosports</b> Ligier JS P320 - Nissan															
1.Daniel SCHNEIDER LMP3															
2.Andrew MEYRICK															
1	1	52:34.167	...	43.313	41.338	110.5	52:34.167								
2	1	1:52.377	36.648	38.093	37.636	268.0	54:26.544								
3	1	1:48.367	34.837	36.685	36.845	268.7	56:14.911								
4	1	1:48.202	34.669	36.511	37.022	276.2	58:03.113								
5	1	1:53.523	39.683	36.935	36.905	276.9	59:56.636								
6	1	<b>1:47.100</b>	<b>34.182</b>	<b>36.310</b>	<b>36.608</b>	277.6	1:01:43.736								
<b>33</b> <b>Team Virage</b> Ligier JS P320 - Nissan															
1.Rob HODES LMP3															
2.Ian RODRIGUEZ															
1	1	3:28.294	2:07.174	41.875	39.245	142.5	3:28.294								
2	1	1:52.515	35.562	38.576	38.377	267.3	5:20.809								
3	1	1:50.308	35.347	37.531	37.430	273.4	7:11.117								
4	1	<b>2:02.767</b>	<b>B</b>	35.031	37.632	50.104	262.8	9:13.884							
5	1	35:34.609	...	41.684	40.007	127.1	44:48.493								
6	1	1:54.452	36.086	39.216	39.150	271.4	46:42.945								
7	1	1:49.963	34.938	37.217	37.808	274.1	48:32.908								
8	1	1:49.011	34.751	37.112	37.148	274.8	50:21.919								
9	1	1:56.333	<b>B</b>	34.896	37.742	43.695	274.1	52:18.252							
10	2	3:20.734	2:07.761	36.385	36.588	212.6	55:38.986								
11	2	1:46.566	34.237	36.082	36.247	274.8	57:25.552								
12	2	<b>1:46.119</b>	<b>34.132</b>	<b>35.851</b>	<b>36.136</b>	276.9	59:11.671								
13	2	1:47.821	35.439	<b>35.817</b>	36.565	281.2	1:00:59.492								
<b>40</b> <b>GRAFF Racing</b> Ligier JS P320 - Nissan															
1.Luis SANJUAN LMP3															
2.Théo VAUCHER															
1	1	4:26.686	3:02.303	43.373	41.010	171.4	4:26.686								
2	1	1:52.880	36.013	38.497	38.370	259.6	6:19.566								
3	1	1:51.246	35.098	38.347	37.801	274.8	8:10.812								
4	1	<b>3:30.682</b>	<b>B</b>	35.971	1:13.784	1:40.927	275.5	11:41.494							
5	1	32:25.833	...	39.841	39.823	175.0	44:07.327								
6	1	1:51.729	35.633	38.403	37.693	266.7	45:59.056								
7	1	1:49.699	35.137	37.524	37.038	272.0	47:48.755								
8	1	1:57.013	<b>B</b>	35.466	37.231	44.316	274.8	49:45.768							
9	2	3:33.208	2:16.931	38.154	38.123	206.5	53:18.976								
10	2	1:50.173	35.268	37.567	37.338	273.4	55:09.149								
11	2	1:49.811	35.337	37.310	37.164	274.1	56:58.960								
12	2	<b>1:48.518</b>	34.756	<b>36.914</b>	36.848	273.4	58:47.478								
13	2	1:48.550	<b>34.655</b>	37.056	<b>36.839</b>	274.1	1:00:36.028								
<b>43</b> <b>Racing Spirit of Leman</b> Ligier JS P320 - Nissan															
1.Jacques WOLFF LMP3															
2.Josh SKELTON															
1	1	2:32.740	1:07.880	43.666	41.194	153.6	2:32.740								
2	1	1:52.860	36.661	37.439	38.760	236.3	4:25.600								
3	1	1:51.528	35.241	37.943	38.344	270.7	6:17.128								
4	1	1:50.252	34.751	37.917	37.584	274.8	8:07.380								
5	1	<b>3:25.340</b>	<b>B</b>	34.835	1:14.834	1:35.671	274.8	11:32.720							
6	1	31:40.978	...	38.907	38.878	177.6	43:13.698								
7	1	1:50.190	35.452	37.268	37.470	266.7	45:03.888								
8	1	1:49.318	35.106	36.893	37.319	272.7	46:53.206								
9	1	1:49.065	34.806	37.044	37.215	273.4	48:42.271								
10	1	1:48.246	34.630	36.863	36.753	274.1	50:30.517								
11	1	1:55.770	<b>B</b>	34.796	36.980	43.994	270.0	52:26.287							
12	2	3:28.947	2:13.449	36.276	39.222	182.4	55:55.234								
13	2	1:46.304	34.204	36.095	36.005	276.9	57:41.538								
14	2	<b>1:45.428</b>	34.163	35.534	<b>35.731</b>	276.2	59:26.966								
15	2	1:45.436	<b>33.946</b>	<b>35.451</b>	36.039	276.9	1:01:12.402								
<b>44</b> <b>GMB Motorsport</b> Honda NSX GT3															
1.Gustav BIRCH GT3															
2.Jens MØLLER															



# MLMC Collective Test Day

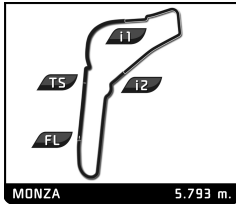
## Monza Round

### Afternoon Test

## Sector Analysis

Lap under Red Flag    Invalidated Lap    Personal Best    Session Best    B Crossing the pit lane

Lap	D	Time	Sector 1	Sector 2	Sector 3	T. Spd	Elapsed	Lap	D	Time	Sector 1	Sector 2	Sector 3	T. Spd	Elapsed						
1	1	2:20.322	57.931	41.761	40.630	152.5	2:20.322	7	2	1:59.804	36.782	39.243	43.779	233.3	46:20.688						
2	1	1:57.609	38.357	39.718	39.534	242.2	4:17.931	8	2	1:52.384	<b>35.474</b>	38.146	38.764	262.1	48:13.072						
3	1	1:53.936	36.049	38.708	39.179	267.3	6:11.867	9	2	1:52.611	35.833	38.107	38.671	263.4	50:05.683						
4	1	1:53.627	36.371	38.484	38.772	268.0	8:05.494	10	2	<b>1:52.303</b>	35.651	38.006	38.646	264.7	51:57.986						
5	1	<b>3:23.303 B</b>	<b>35.637</b>	1:12.475	1:35.191	266.7	11:28.797	11	2	1:59.790	42.045	38.641	39.104	266.0	53:57.776						
6	1	32:03.851	...	41.463	40.445	174.2	43:32.648	12	2	1:52.495	36.103	<b>37.847</b>	38.545	262.1	55:50.271						
7	1	1:56.271	36.396	39.513	40.362	262.1	45:28.919	13	2	2:01.957 B	35.958	37.984	48.015	263.4	57:52.228						
8	1	2:03.131	36.015	47.185	39.931	264.7	47:32.050	<b>57</b> <b>GRAFF Racing</b> Ligier JS P320 - Nissan LMP3 1.Stephane RUPP 2.Ryan HARPER-ELLAM													
9	1	1:52.866	35.991	<b>38.170</b>	<b>38.705</b>	264.1	49:24.916	1	1	2:51.566	1:20.130	46.457	44.979	173.4	2:51.566						
10	1	1:53.179	35.964	38.300	38.915	262.1	51:18.095	2	1	1:56.625	37.221	39.420	39.984	233.3	4:48.191						
11	1	2:00.306 B	35.690	38.359	46.257	264.7	53:18.401	3	1	1:54.064	35.613	38.872	39.579	247.7	6:42.255						
12	2	3:50.777	2:30.299	38.541	41.937	201.1	57:09.178	4	1	1:53.827	35.872	38.810	39.145	233.3	8:36.082						
13	2	1:52.746	35.713	38.179	38.854	264.7	59:01.924	5	1	<b>3:52.853 B</b>	53.720	1:24.449	1:34.684	270.0	12:28.935						
14	2	<b>1:52.740</b>	35.678	38.297	38.765	265.4	1:00:54.664	6	2	33:32.004	...	38.710	37.348	209.7	46:00.939						
<b>46</b> <b>Ebimotors</b> Porsche 911 GT3 R GT3 1.Emanuele BUSNELLI 2.Fabio BABINI								7							2	1:48.021	34.703	36.687	36.631	272.7	47:48.960
1	1	43:57.076	...	40.769	39.602	170.9	43:57.076	8	2	1:48.152	34.436	36.003	37.713	275.5	49:37.112						
2	1	1:52.513	35.751	38.265	38.497	263.4	45:49.589	9	2	1:46.526	<b>34.045</b>	<b>36.228</b>	<b>36.253</b>	274.8	51:23.638						
3	1	1:52.964	35.645	38.903	38.416	266.0	47:42.553	10	2	1:47.476	34.149	35.930	37.397	275.5	53:11.114						
4	1	1:51.954	35.527	38.062	38.365	263.4	49:34.507	11	2	1:51.127	38.069	36.565	36.493	274.8	55:02.241						
5	1	1:51.396	<b>35.350</b>	<b>37.685</b>	38.361	264.1	51:25.903	12	2	<b>1:46.283</b>	34.191	<b>35.822</b>	36.270	275.5	56:48.524						
6	1	1:51.646	35.391	38.145	38.110	266.0	53:17.549	13	2	1:48.709	34.492	36.138	38.079	275.5	58:37.233						
7	1	1:51.482	35.497	37.896	<b>38.089</b>	265.4	55:09.031	14	2	1:48.375	34.224	36.868	37.283	276.2	1:00:25.608						
8	1	1:54.570	36.904	39.041	38.625	248.8	57:03.601	<b>61</b> <b>AF Corse</b> Ferrari 488 GT3 GT3 1.Gino FORGIONE 2.Andrea MONTERMINI													
9	1	<b>1:51.278</b>	35.410	37.752	38.116	266.7	58:54.879	1	1	4:06.945	2:34.254	46.919	45.772	163.9	4:06.945						
10	1	1:59.113 B	36.236	38.391	44.486	254.7	1:00:53.992	2	1	2:06.954	39.597	42.601	44.756	223.6	6:13.899						
<b>53</b> <b>RLR M Sport</b> Ligier JS P320 - Nissan LMP3 1.Simon BUTLER 2.Valentino CATALANO								3							1	1:56.624	36.519	39.885	40.220	267.3	8:10.523
1	2	2:54.360	1:14.548	48.614	51.198	126.8	2:54.360	4	1	<b>3:34.549 B</b>	37.779	1:13.686	1:43.084	215.1	11:45.072						
2	2	1:53.667	37.618	38.805	37.244	206.1	4:48.027	5	1	32:07.988	...	44.707	44.763	172.0	43:53.060						
3	2	1:48.448	35.631	<b>36.589</b>	<b>36.228</b>	276.2	6:36.475	6	1	1:56.165	36.636	39.771	39.758	263.4	45:49.225						
4	2	<b>1:47.854</b>	34.519	37.394	<b>35.941</b>	270.7	8:24.329	7	1	1:55.347	35.816	39.954	39.577	263.4	47:44.572						
5	2	<b>3:25.274 B</b>	<b>34.355</b>	1:14.995	1:35.924	278.4	11:49.603	8	1	1:54.258	35.896	38.771	39.591	267.3	49:38.830						
6	1	33:24.933	...	39.715	38.894	144.0	45:14.536	9	1	<b>1:53.811</b>	<b>35.594</b>	38.875	<b>39.342</b>	265.4	51:32.641						
7	1	1:52.416	35.642	38.308	38.466	252.9	47:06.952	10	1	1:54.544	36.296	<b>38.698</b>	39.550	257.8	53:27.185						
8	1	1:51.058	35.172	38.082	37.804	264.7	48:58.010	11	1	1:54.987	35.977	38.997	40.013	264.1	55:22.172						
9	1	1:53.061	35.737	38.913	38.411	266.0	50:51.071	12	1	1:54.545	36.060	38.988	39.497	264.1	57:16.717						
10	1	1:54.654	35.309	37.847	41.498	269.3	52:45.725	13	1	1:54.311	35.740	38.836	39.735	265.4	59:11.028						
11	1	1:52.193	35.521	37.573	39.099	264.1	54:37.918	<b>66</b> <b>Rinaldi Racing</b> Duqueine M30 - D08 - Nissan LMP3 1.Steve PARROW 2.Daniel KEILWITZ													
12	1	1:54.575	35.441	37.938	41.196	262.1	56:32.493	1	2	3:39.105	2:18.788	40.816	39.501	170.1	3:39.105						
13	1	1:52.918	35.772	38.570	38.576	263.4	58:25.411	2	2	1:52.738	35.214	37.644	39.880	258.4	5:31.843						
14	1	1:50.896	34.870	37.933	38.093	274.8	1:00:16.307	3	2	1:48.108	34.633	36.628	36.847	276.2	7:19.951						
<b>55</b> <b>GMB Motorsport</b> Honda NSX GT3 GT3 1.Kasper H. JENSEN 2.Kristian POULSEN								4							2	<b>2:01.599 B</b>	34.350	36.375	50.874	276.9	9:21.550
1	1	2:17.966	58.142	40.345	39.479	162.2	2:17.966	5	2	35:19.902	...	37.699	37.022	156.3	44:41.452						
2	1	1:53.366	36.013	38.495	38.858	263.4	4:11.332	6	2	1:47.414	34.487	36.317	36.610	274.1	46:28.866						
3	1	1:52.528	35.633	38.353	<b>38.542</b>	266.0	6:03.860	7	2	1:46.684	34.326	36.118	36.240	276.9	48:15.550						
4	1	1:52.778	35.788	38.277	38.713	265.4	7:56.638	8	2	1:47.524	<b>34.089</b>	37.065	36.370	277.6	50:03.074						
5	1	<b>3:18.061 B</b>	35.519	1:08.136	1:34.406	267.3	11:14.699	9	2	1:54.970 B	34.657	36.684	43.629	268.0	51:58.044						
6	2	33:06.185	...	43.650	42.295	153.6	44:20.884	10	2	3:42.976	2:29.969	36.352	36.655	213.4	55:41.020						



# MLMC Collective Test Day

## Monza Round

### Afternoon Test

## Sector Analysis

Lap under Red Flag    Invalidated Lap    Personal Best    Session Best    B Crossing the pit lane

Lap	D	Time	Sector 1	Sector 2	Sector 3	T. Spd	Elapsed	Lap	D	Time	Sector 1	Sector 2	Sector 3	T. Spd	Elapsed
11	2	1:47.059	34.394	36.468	36.197	277.6	57:28.079	12	1	1:57.670	39.909	37.779	39.982	276.2	57:59.444
12	2	<b>1:46.444</b>	34.173	<b>36.076</b>	<b>36.195</b>	279.8	59:14.523	13	1	1:48.726	<b>34.400</b>	<b>36.765</b>	37.561	275.5	59:48.170
13	2	1:46.854	34.340	36.190	36.324	279.1	1:01:01.377	14	1	<b>1:48.230</b>	34.506	36.898	<b>36.826</b>	275.5	1:01:36.400

69		COOL Racing	Ligier JS P320 - Nissan												
		1.Maurice SMITH	LMP3												
		2.Malthe JAKOBSEN													
1	2	3:11.031	1:54.057	38.926	38.048	172.2	3:11.031	2	2	1:51.644	35.549	37.589	38.506	221.8	5:02.675
3	2	1:50.728	35.019	36.928	38.781	228.8	6:53.403	4	2	1:49.693	34.782	36.662	38.249	260.2	8:43.096
5	2	<b>3:52.465 B</b>	54.551	1:21.474	1:36.440	273.4	12:35.561	6	1	30:51.441	...	41.368	40.012	182.1	43:27.002
7	1	1:52.418	36.022	38.027	38.369	268.0	45:19.420	8	1	1:50.370	35.503	37.762	37.105	252.9	47:09.790
9	1	1:48.808	34.548	36.819	37.441	272.0	48:58.598	10	1	1:49.347	35.225	37.234	36.888	274.8	50:47.945
11	1	<b>1:47.699</b>	34.400	36.633	<b>36.666</b>	273.4	52:35.644	12	1	1:47.823	34.425	36.516	36.882	274.1	54:23.467
13	1	1:47.951	34.614	36.567	36.770	274.1	56:11.418	14	1	1:48.171	<b>34.307</b>	<b>36.471</b>	37.393	274.1	57:59.589
15	1	1:52.766	34.743	36.957	41.066	272.7	59:52.355	16	1	1:48.814	34.401	37.573	36.840	273.4	1:01:41.169

72		Team Virage	Ligier JS P320 - Nissan												
		1.Alexandre YVON	LMP3												
		2.Mathis POULET													
1	2	3:33.226	2:08.447	42.249	42.530	191.2	3:33.226	2	2	1:51.884	37.817	37.298	36.769	274.1	5:25.110
3	2	1:47.543	34.555	36.472	36.516	274.8	7:12.653	4	2	<b>1:58.615 B</b>	34.465	37.004	47.146	276.2	9:11.268
5	1	34:03.240	...	40.853	40.483	177.3	43:14.508	6	1	1:52.410	35.869	38.414	38.127	254.1	45:06.918
7	1	1:53.464	35.900	39.159	38.405	274.1	47:00.382	8	1	1:51.428	34.880	37.883	38.665	272.0	48:51.810
9	1	1:51.401	35.195	38.032	38.174	249.4	50:43.211	10	1	2:00.701 B	35.237	38.993	46.471	274.1	52:43.912
11	2	3:19.665	2:05.329	36.479	37.857	213.0	56:03.577	12	2	1:47.123	34.266	36.635	36.222	276.9	57:50.700
13	2	1:46.761	34.282	36.018	36.461	274.8	59:37.461	14	2	<b>1:46.187</b>	<b>34.130</b>	<b>35.986</b>	<b>36.071</b>	277.6	1:01:23.648

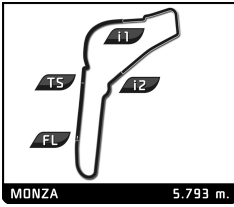
73		TS Corse	Duqueine M30 - D08 - Nissan												
		1.Pietro PECCENINI	LMP3												
		2.Parth GHORPADE													
1	2	4:43.751	3:24.441	40.489	38.821	131.7	4:43.751	2	2	1:52.141	35.592	38.282	38.267	241.1	6:35.892
3	2	1:50.832	34.861	38.084	37.887	270.7	8:26.724	4	2	<b>3:26.205 B</b>	34.475	1:13.306	1:38.424	276.9	11:52.929
5	2	31:22.179	...	38.570	37.530	183.4	43:15.108	6	2	1:52.260	35.667	38.357	38.236	243.8	45:07.368
7	2	1:53.556	36.531	39.729	37.296	269.3	47:00.924	8	2	1:50.526	35.111	37.405	38.010	268.7	48:51.450
9	2	1:58.580 B	34.589	37.420	46.571	268.0	50:50.030	10	1	3:22.266	2:04.059	39.186	39.021	183.4	54:12.296
11	1	1:49.478	35.023	37.332	37.123	265.4	56:01.774								

76		Reiter Engineering	Ligier JS P320 - Nissan												
		1.Freddie HUNT	LMP3												
		2.Mads SILJEHAUG													
1	2	2:09.269	52.117	38.921	38.231	125.6	2:09.269	2	2	1:49.954	34.905	37.443	37.606	270.7	3:59.223
3	2	1:48.180	34.551	36.863	36.766	279.1	5:47.403	4	2	<b>1:48.053</b>	34.576	36.768	<b>36.709</b>	276.2	7:35.456
5	2	<b>2:27.435 B</b>	34.366	<b>36.750</b>	1:16.319	280.5	10:02.891	6	1	33:24.429	...	39.333	38.469	191.8	43:27.320
7	1	1:49.567	35.196	37.389	36.982	276.2	45:16.887	8	1	1:49.535	34.741	37.754	37.040	276.9	47:06.422
9	1	1:48.355	<b>34.353</b>	37.202	36.800	277.6	48:54.777	10	1	1:49.000	34.402	37.584	37.014	278.4	50:43.777
11	1	1:55.077 B	34.435	37.256	43.386	278.4	52:38.854	12	2	5:56.277	4:42.218	36.944	37.115	214.3	58:35.131
13	2	1:48.868	34.522	36.808	37.538	277.6	1:00:23.999								

77		Team Thor	Ligier JS P320 - Nissan												
		1.Audunn GUDMUNDSSON	LMP3												
		2.Michael MARKUSSEN													
1	2	5:14.661	3:56.794	39.221	38.646	202.2	5:14.661	2	2	1:51.267	35.201	37.754	38.312	270.0	7:05.928
3	2	<b>1:48.344</b>	34.823	36.908	<b>36.613</b>	272.0	8:54.272	4	2	<b>3:43.586 B</b>	46.021	1:20.677	1:36.888	202.6	12:37.858
5	1	30:58.832	...	40.552	38.852	174.2	43:36.690	6	1	1:50.922	35.255	37.754	37.913	264.7	45:27.612
7	1	1:49.407	34.884	37.319	37.204	271.4	47:17.019	8	1	1:49.242	35.057	37.098	37.087	268.0	49:06.261
9	1	1:48.412	34.619	<b>36.905</b>	36.888	272.7	50:54.673	10	1	1:51.295	<b>34.573</b>	37.801	38.921	275.5	52:45.968
11	1	1:51.523	35.895	37.252	38.376	242.2	54:37.491	12	1	1:50.019	34.828	37.748	37.443	272.0	56:27.510
13	1	1:53.118	36.111	38.120	38.887	225.9	58:20.628	14	1	1:49.706	34.846	37.419	37.441	274.8	1:00:10.334

88		GMB Motorsport	Honda NSX GT3												
		1.Mikkel O. PEDERSEN	GT3												
		2.Lars Engelbrecht PEDERSEN													
1	1	5:08.632	3:40.999	43.669	43.964	154.7	5:08.632	2	1	2:00.985	38.816	39.799	42.370	207.3	7:09.617
3	1	<b>2:05.372 B</b>	35.569	38.379	51.424	264.7	9:14.989	4	1	34:27.801	...	43.020	44.441	164.9	43:42.790
5	1	1:51.728	35.464	38.096	<b>38.168</b>	264.7	45:34.518	6	1	1:54.152	35.524	38.016	40.612	266.0	47:28.670
7	1	<b>1:51.549</b>	35.442	<b>37.876</b>	38.231	266.7	49:20.219	8	1	1:57.148 B	<b>35.295</b>	37.890	43.963	264.7	51:17.367
9	2	3:47.937 B	2:19.728	40.029	48.180	201.5	55:05.304	10	2	3:23.266	2:00.805	41.364	41.097	192.2	58:28.570
11	2	1:57.242	36.588	40.297	40.357	262.8	1:00:25.812								

99		Bullitt Racing	Aston Martin Vantage GT3												
		1.Stephen PATRICK	GT3												
		2.Valentin HASSE-CLOT													



## MLMC Collective Test Day

### Monza Round

### Afternoon Test

## Sector Analysis

■ Lap under Red Flag  
 ■ Invalidated Lap  
 ■ Personal Best  
 ■ Session Best  
 B Crossing the pit lane

Lap	D	Time	Sector 1	Sector 2	Sector 3	T. Spd	Elapsed	Lap	D	Time	Sector 1	Sector 2	Sector 3	T. Spd	Elapsed
1	1	44:09.417					44:09.417								
2	1	1:59.908					46:09.325								
3	1	1:57.527					48:06.852								
4	1	1:55.172					50:02.024								
5	1	1:54.649					51:56.673								
6	1	2:02.775					53:59.448								
7	1	1:58.274					55:57.722								
8	1	1:57.877					57:55.599								
9	1	1:54.300					59:49.899								
10	1	1:53.958					1:01:43.857								