

Michelin Le Mans Cup

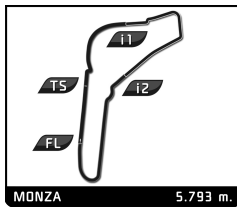
Monza Round

Free Practice 1

MONZA 5.793 m. Sector Analysis

Lap under Red Flag Invalidated Lap Personal Best Session Best B Crossing the pit lane

Lap	D	Time	Sector 1	Sector 2	Sector 3	T. Spd	Elapsed	Lap	D	Time	Sector 1	Sector 2	Sector 3	T. Spd	Elapsed
2 United Autosports Ligier JS P320 - Nissan LMP3 1. Andrew HADDON 2. Max LYNN								23	1	1:48.811	34.959	36.886	36.966	272.7	46:03.075
1	1	2:22.021	59.874	41.521	40.626	178.2	2:22.021	24	1	1:48.858	34.758	37.360	36.740	271.4	47:51.933
2	1	1:56.767	39.431	38.756	38.580	225.0	4:18.788	25	1	1:48.449	34.730	36.966	36.753	272.7	49:40.382
3	1	1:51.724	35.356	37.790	38.578	256.5	6:10.512	26	1	1:48.593	34.938	36.740	36.915	270.7	51:28.975
4	1	1:50.475	34.813	37.547	38.115	270.0	8:00.987	27	1	1:49.620	34.838	37.991	36.791	270.7	53:18.595
5	1	1:50.472	34.723	37.272	38.477	266.0	9:51.459	28	1	1:52.663	34.598	39.515	38.550	271.4	55:11.258
6	1	1:50.005	34.828	37.405	37.772	268.7	11:41.464	29	1	1:50.531	36.146	37.407	36.978	222.7	57:01.789
7	1	1:49.080	34.609	36.945	37.526	271.4	13:30.544	30	1	1:55.987 B	34.597	37.059	44.331	269.3	58:57.776
8	1	1:50.763	35.467	37.229	38.067	261.5	15:21.307								
9	1	1:49.465	34.685	37.152	37.628	264.7	17:10.772								
10	1	1:49.698	34.497	37.110	38.091	272.7	19:00.470								
11	1	1:49.277	34.696	37.000	37.581	270.0	20:49.747								
12	1	2:04.661 B	36.187	39.922	48.552	215.6	22:54.408								
13	2	4:18.935	3:03.684	37.654	37.597	210.9	27:13.343								
14	2	1:50.918	34.868	38.235	37.815	272.0	29:04.261								
15	2	1:48.066	34.660	36.540	36.866	274.1	30:52.327								
16	2	1:50.626	34.448	39.063	37.115	277.6	32:42.953								
17	2	1:48.229	34.585	36.722	36.922	274.8	34:31.182								
18	2	1:57.569 B	36.704	37.407	43.458	274.8	36:28.751								
19	1	4:22.452	3:05.336	38.500	38.616	146.9	40:51.203								
20	1	1:50.962	35.216	37.688	38.058	265.4	42:42.165								
21	1	1:49.958	34.773	37.316	37.869	273.4	44:32.123								
22	1	2:06.496 B	35.684	39.761	51.051	249.4	46:38.619								
23	1	8:40.813	7:20.796	39.610	40.407	162.9	55:19.432								
24	1	1:51.344	35.558	37.659	38.127	265.4	57:10.776								
25	1	2:17.459 B	35.465	39.282	1:02.712	227.8	59:28.235								
4 Nielsen Racing Duqueine M30 - D08 - Nissan LMP3 1. John MELSON 2. Matthew BELL								1	2	1:57.119	42.090	37.695	37.334	206.9	1:57.119
2	2	1:48.320	34.714	36.234	37.372	272.7	3:45.439	3	2	1:52.564 B	34.049	36.069	42.446	276.9	5:38.003
4	2	4:31.542	3:19.613	36.169	35.760	168.2	10:09.545	5	2	1:45.272	34.181	35.444	35.647	271.4	11:54.817
6	2	1:51.308 B	34.178	35.527	41.603	272.7	13:46.125	7	1	4:54.566	3:38.561	37.978	38.027	201.1	18:40.691
8	1	1:49.106	35.490	36.742	36.874	270.7	20:29.797	9	1	1:51.279	34.722	39.729	36.828	272.7	22:21.076
10	1	1:50.032	34.613	37.674	37.745	273.4	24:11.108	11	1	1:47.845	34.770	36.539	36.536	271.4	25:58.953
12	1	1:49.131	34.875	36.976	37.280	262.1	27:48.084	13	1	1:52.503	36.780	37.589	38.134	271.4	29:40.587
14	1	1:50.619	34.684	38.602	37.333	270.7	31:31.206	15	1	1:51.632	36.073	38.676	36.883	270.0	33:22.838
16	1	1:48.615	34.824	36.693	37.098	270.7	35:11.453	17	1	1:48.477	34.574	36.662	37.241	271.4	36:59.930
18	1	1:48.820	34.912	36.963	36.945	272.7	38:48.750	19	1	1:50.022	34.904	36.469	38.649	272.7	40:38.772
20	1	1:47.985	34.634	36.634	36.717	271.4	42:26.757	21	1	1:48.473	34.744	36.801	36.928	272.0	44:15.230
22	1	1:53.759 B	34.550	36.936	42.273	271.4	46:08.989	23	2	6:00.952	4:46.441	35.892	38.619	213.4	52:09.941
24	2	1:47.102	34.422	36.717	35.963	270.0	53:57.043	25	2	1:45.610	34.184	35.724	35.702	272.7	55:42.653
26	2	1:45.326	34.171	35.546	35.609	273.4	57:27.979	27	2	1:45.189	34.012	35.511	35.666	274.8	59:13.168
28	2	1:46.528	34.236	35.970	36.322	274.1	1:00:59.696								
6 ANS Motorsport Ligier JS P320 - Nissan LMP3 1. Jonathan BROSSARD 2. Nicolas SCHATZ								1	1	2:54.910	1:29.521	44.063	41.326	172.8	2:54.910
2	1	1:53.241	35.964	38.790	38.487	246.0	4:48.151	3	1	1:50.179	34.981	37.735	37.463	269.3	6:38.330
4	1	1:49.673	34.995	37.581	37.097	274.1	8:28.003	5	1	1:49.217	34.516	37.593	37.108	274.8	10:17.220
6	1	1:47.983	34.340	37.010	36.633	275.5	12:05.203	7	1	1:47.978	34.358	36.874	36.749	275.5	13:53.181
8	1	1:48.168	34.614	36.991	36.563	274.8	15:41.349	9	1	1:47.902	34.591	36.643	36.668	275.5	17:29.251
10	1	1:48.275	34.245	36.864	37.166	276.2	19:17.526	11	1	2:04.264 B	38.751	37.909	47.604	233.8	21:21.790



Michelin Le Mans Cup

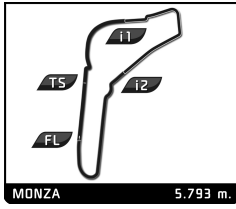
Monza Round

Free Practice 1

Sector Analysis

Lap under Red Flag Invalidated Lap Personal Best Session Best Crossing the pit lane

Lap	D	Time	Sector 1	Sector 2	Sector 3	T. Spd	Elapsed	Lap	D	Time	Sector 1	Sector 2	Sector 3	T. Spd	Elapsed	
12	2	4:16.372	3:02.630	37.401	36.341	204.5	25:38.162	4	2	1:45.936	34.234	35.891	35.811	269.3	10:28.649	
13	2	1:45.653	34.182	35.673	35.798	275.5	27:23.815	5	2	1:45.638	34.034	35.684	35.920	272.7	12:14.287	
14	2	1:46.968	34.465	36.181	36.322	277.6	29:10.783	6	2	1:46.485	34.213	35.780	36.492	274.8	14:00.772	
15	2	2:08.223	35.011	45.034	48.178	228.3	31:19.006	7	2	1:45.667	34.313	35.605	35.749	272.0	15:46.439	
16	2	1:49.722	34.410	35.925	39.387	276.2	33:08.728	8	2	1:45.933	34.221	35.790	35.922	272.7	17:32.372	
17	2	1:46.880	34.141	35.869	36.870	277.6	34:55.608	9	2	1:47.062	34.171	36.796	36.095	274.8	19:19.434	
18	2	1:48.402	34.756	36.949	36.697	270.0	36:44.010	10	2	1:47.447	35.315	36.020	36.112	274.8	21:06.881	
19	2	1:47.165	34.228	36.558	36.379	277.6	38:31.175	11	2	1:45.901	34.068	36.012	35.821	274.8	22:52.782	
20	2	1:47.514	34.538	36.385	36.591	259.0	40:18.689	12	2	1:46.190	34.196	35.829	36.165	274.1	24:38.972	
21	2	1:50.247	35.656	37.866	36.725	279.1	42:08.936	13	2	1:46.211	34.451	35.904	35.856	271.4	26:25.183	
22	2	1:47.236	34.434	36.204	36.598	279.1	43:56.172	14	2	1:53.360	34.521	36.108	42.731	274.1	28:18.543	
23	2	1:45.439	34.050	35.516	35.873	278.4	45:41.611	15	1	4:27.236	3:12.082	37.686	37.468	208.5	32:45.779	
24	2	1:57.156 B	34.360	36.980	45.816	278.4	47:38.767	16	1	1:49.270	34.754	37.084	37.432	272.7	34:35.049	
25	1	3:42.027	2:22.330	38.997	40.700	185.6	51:20.794	17	1	1:49.057	34.609	37.235	37.213	273.4	36:24.106	
26	1	1:48.865	34.624	37.202	37.039	274.8	53:09.659	18	1	1:48.368	34.533	36.879	36.956	272.7	38:12.474	
27	1	1:48.886	34.614	37.103	37.169	275.5	54:58.545	19	1	1:48.531	34.819	36.640	37.072	274.1	40:01.005	
28	1	1:54.737	34.283	40.725	39.729	276.2	56:53.282	20	1	1:49.904	35.001	37.433	37.470	273.4	41:50.909	
29	1	1:48.414	34.441	37.198	36.775	276.9	58:41.696	21	1	1:49.649	34.774	37.593	37.282	274.1	43:40.558	
30	1	1:48.506	34.617	37.032	36.857	277.6	1:00:30.202	22	1	1:48.205	34.607	36.624	36.974	273.4	45:28.763	
7 Nielsen Racing Ligier JS P320 - Nissan								10 Racing Spirit of Leman Ligier JS P320 - Nissan								
1. Anthony WELLS LMP3								1. Alexander MATTSCHULL LMP3								
2. Colin NOBLE								2. Tom DILLMANN								
1	2	1:59.087	43.414	37.059	38.614	207.3	1:59.087	1	1	3:09.350	B	1:27.985	46.974	54.391	159.5	3:09.350
2	2	1:47.194	34.670	36.156	36.368	268.7	3:46.281	2	1	3:24.027	1:59.964	43.521	40.542	195.3	6:33.377	
3	2	1:46.461	34.291	36.238	35.932	273.4	5:32.742	3	1	1:50.744	35.414	37.669	37.661	257.1	8:24.121	
4	2	1:47.295	34.136	36.367	36.792	274.8	7:20.037	4	1	1:47.648	34.719	36.390	36.539	271.4	10:11.769	
5	2	1:48.381	35.033	36.746	36.602	260.2	9:08.418	5	1	1:46.699	34.322	36.176	36.201	272.7	11:58.468	
6	2	1:50.286	34.553	36.785	38.948	274.1	10:58.704	6	1	1:47.508	34.236	36.133	37.139	274.8	13:45.976	
7	2	1:46.461	34.173	36.366	35.922	273.4	12:45.165	7	1	1:46.410	34.104	36.091	36.215	273.4	15:32.386	
8	2	1:45.980	34.300	35.731	35.949	274.8	14:31.145	8	1	1:46.834	34.316	35.938	36.580	273.4	17:19.220	
9	2	1:54.938	34.313	36.674	43.951	274.1	16:26.083	9	1	1:49.137	34.258	36.397	38.482	274.8	19:08.357	
10	1	4:45.784	3:29.026	38.739	38.019	200.4	21:11.867	10	1	1:46.369	34.241	35.940	36.188	276.2	20:54.726	
11	1	1:49.799	35.146	37.245	37.408	272.7	23:01.666	11	1	1:54.603	B	34.181	36.273	44.149	276.2	22:49.329
12	1	1:48.797	34.858	36.875	37.064	271.4	24:50.463	12	1	4:57.191	3:42.823	37.285	37.083	208.9	27:46.520	
13	1	1:59.043	B	34.873	38.686	45.484	270.0	26:49.506	13	1	1:48.841	34.514	36.698	37.629	275.5	29:35.361
14	1	11:41.057	...	37.903	37.083	203.8	38:30.563	14	1	1:50.140	34.704	38.201	37.235	240.5	31:25.501	
15	1	1:49.752	34.636	36.841	38.275	271.4	40:20.315	15	1	1:46.794	34.210	36.044	36.540	274.1	33:12.295	
16	1	1:49.982	34.832	37.790	37.360	272.7	42:10.297	16	1	1:46.424	34.170	35.976	36.278	274.8	34:58.719	
17	1	1:48.978	34.943	36.879	37.156	272.7	43:59.275	17	1	1:47.733	34.220	36.275	37.238	278.4	36:46.452	
18	1	1:48.943	34.480	37.115	37.348	272.0	45:48.218	18	1	1:56.643	B	34.312	36.918	45.413	276.9	38:43.095
19	1	1:48.484	34.551	36.799	37.134	271.4	47:36.702	19	2	5:08.222	3:55.528	36.301	36.393	214.7	43:51.317	
20	1	1:48.095	34.579	36.765	36.751	272.0	49:24.797	20	2	1:46.406	34.133	36.092	36.181	276.2	45:37.723	
21	1	1:55.624	B	35.401	37.499	42.724	270.7	51:20.421	21	2	1:46.250	34.085	36.097	36.068	275.5	47:23.973
22	2	3:43.280	2:28.400	37.910	36.970	213.9	55:03.701	22	2	1:46.712	33.946	36.061	36.705	276.2	49:10.685	
23	2	1:47.026	34.209	36.078	36.739	274.1	56:50.727	23	2	1:45.574	33.963	35.794	35.817	274.1	50:56.259	
24	2	1:45.899	34.086	35.801	36.012	273.4	58:36.626									
25	2	1:48.744	34.295	37.053	37.396	272.7	1:00:25.370									
9 AT Racing Team Ligier JS P320 - Nissan																
1. Alexander TALKANITSA LMP3																
2. Charles MILESI																
1	2	3:16.873	B	1:49.370	40.098	47.405	185.6	3:16.873								
2	2	3:38.481	2:24.711	37.237	36.533	209.3	6:55.354									
3	2	1:47.359	34.294	36.803	36.262	271.4	8:42.713									



Michelin Le Mans Cup

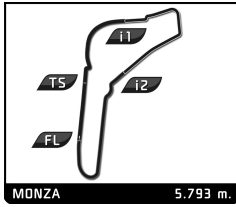
Monza Round

Free Practice 1

Sector Analysis

Lap under Red Flag Invalidated Lap Personal Best Session Best Crossing the pit lane

Lap	D	Time	Sector 1	Sector 2	Sector 3	T. Spd	Elapsed	Lap	D	Time	Sector 1	Sector 2	Sector 3	T. Spd	Elapsed
24	2	1:45.828	34.068	35.699	36.061	274.8	52:42.087	14	2	1:45.799	33.932	35.777	36.090	275.5	30:33.381
25	2	1:45.994	33.835	35.858	36.301	276.9	54:28.081	15	2	1:50.367	33.873	39.273	37.221	276.9	32:23.748
26	2	1:49.627	34.420	37.020	38.187	276.9	56:17.708	16	2	2:06.274 B	34.489	36.642	55.143	279.8	34:30.022
27	2	1:47.011	33.984	35.793	37.234	276.9	58:04.719	14 DKR Engineering <small>Duqueine M30 - D08 - Nissan</small>							
28	2	1:46.103	33.865	36.015	36.223	276.9	59:50.822	1. James WINSLOW <small>LMP3</small>							
29	2	1:45.541	33.911	35.771	35.859	276.2	1:01:36.363	2. Alexander BUKHANTSOV							
11 WTM Racing <small>Duqueine M30 - D08 - Nissan</small>								1 1 3:48.546 2:28.304 39.273 40.969 194.9 3:48.546							
1. Torsten KRATZ <small>LMP3</small>								2 1 1:51.402 34.848 37.870 38.684 270.7 5:39.948							
2. Leonard WEISS								3 1 1:47.633 34.519 35.840 37.274 274.8 7:27.581							
1	2	2:22.272	1:04.387	39.854	38.031	201.5	2:22.272	4	1	1:49.205	34.061	38.284	36.860	276.2	9:16.786
2	2	1:49.126	35.932	36.636	36.558	254.7	4:11.398	5	1	1:46.042	34.396	35.855	35.791	275.5	11:02.828
3	2	1:46.561	34.328	36.124	36.109	279.1	5:57.959	6	1	1:49.450	35.080	36.416	37.954	254.7	12:52.278
4	2	1:46.099	34.202	35.905	35.992	279.1	7:44.058	7	1	1:47.805	34.232	36.537	37.036	274.1	14:40.083
5	2	1:45.912	34.221	35.780	35.911	278.4	9:29.970	8	1	1:45.746	34.096	35.593	36.057	273.4	16:25.829
6	2	1:46.651	34.248	35.880	36.523	277.6	11:16.621	9	1	1:46.259	34.243	35.839	36.177	272.7	18:12.088
7	2	1:54.006 B	34.610	37.223	42.173	272.7	13:10.627	10	1	1:54.346 B	34.407	37.322	42.617	275.5	20:06.434
8	1	4:04.895	2:50.322	37.466	37.107	210.5	17:15.522	11	2	10:01.375	8:46.083	37.793	37.499	210.1	30:07.809
9	1	1:50.865	34.844	37.275	38.746	274.1	19:06.387	12	2	1:49.022	34.455	37.599	36.968	272.0	31:56.831
10	1	1:46.957	34.192	36.440	36.325	276.2	20:53.344	13	2	1:49.048	34.362	36.818	37.868	277.6	33:45.879
11	1	1:47.955	34.651	36.288	37.016	278.4	22:41.299	14	2	1:48.947	34.594	37.377	36.976	273.4	35:34.826
12	1	1:46.331	34.271	36.010	36.050	276.9	24:27.630	15	2	1:48.545	34.279	36.522	37.744	275.5	37:23.371
13	1	1:46.242	34.218	35.918	36.106	276.2	26:13.872	16	2	1:52.031	35.158	37.315	39.558	251.2	39:15.402
14	1	1:57.353 B	34.986	36.790	45.577	256.5	28:11.225	17	2	1:55.770	34.437	43.611	37.722	276.2	41:11.172
15	1	4:12.278	2:54.132	40.821	37.325	212.6	32:23.503	18	2	1:49.161	34.621	37.398	37.142	274.8	43:00.333
16	1	1:48.269	34.305	36.752	37.212	276.2	34:11.772	19	2	1:48.590	34.608	36.848	37.134	274.8	44:48.923
17	1	1:47.636	34.398	36.787	36.451	275.5	35:59.408	20	2	1:48.950	35.088	36.728	37.134	274.1	46:37.873
18	1	1:46.499	34.107	36.163	36.229	277.6	37:45.907	21	2	1:48.778	34.573	36.883	37.322	274.1	48:26.651
19	1	1:55.808 B	34.613	36.991	44.204	279.8	39:41.715	22	2	1:47.992	34.430	36.584	36.978	273.4	50:14.643
20	1	4:30.535	3:17.810	36.423	36.302	213.0	44:12.250	23	2	1:47.937	34.329	36.451	37.157	273.4	52:02.580
21	1	1:46.705	34.150	36.184	36.371	278.4	45:58.955	24	2	1:48.848	34.478	37.221	37.149	274.8	53:51.428
22	1	1:56.032 B	35.283	36.751	43.998	250.0	47:54.987	25	2	1:54.628	34.512	42.920	37.196	272.0	55:46.056
23	2	3:38.080	2:25.325	36.366	36.389	214.7	51:33.067	26	2	1:49.868	35.408	37.149	37.311	275.5	57:35.924
24	2	1:47.012	34.407	36.004	36.601	277.6	53:20.079	27	2	1:50.495	35.961	37.315	37.219	275.5	59:26.419
25	2	1:52.795	34.261	40.803	37.731	279.8	55:12.874	28	2	1:56.532 B	34.624	37.074	44.834	275.5	1:01:22.951
26	2	1:51.317	34.627	38.643	38.047	261.5	57:04.191	20 Optimum Motorsport <small>Duqueine M30 - D08 - Nissan</small>							
27	2	1:46.840	34.234	36.187	36.419	278.4	58:51.031	1. Mark CRADER <small>LMP3</small>							
28	2	1:49.910	34.407	39.120	36.383	278.4	1:00:40.941	2. Alex MORTIMER							
13 Haegeli by T2 Racing <small>Duqueine M30 - D08 - Nissan</small>								1 1 3:00.497 1:38.096 41.201 41.200 128.3 3:00.497							
1. Pieder DECURTINS <small>LMP3</small>								2 1 1:51.756 35.983 38.382 37.391 231.3 4:52.253							
2. Marc BASSENG								3 1 1:48.590 34.760 36.973 36.857 273.4 6:40.843							
1	1	3:35.039	2:10.662	43.252	41.125	167.7	3:35.039	4	1	1:48.376	34.949	36.665	36.762	270.0	8:29.219
2	1	1:53.853	37.639	38.438	37.776	205.3	5:28.892	5	1	1:50.245	34.602	37.004	38.639	274.8	10:19.464
3	1	1:50.845	34.581	38.408	37.856	266.0	7:19.737	6	1	1:48.068	34.546	36.795	36.727	273.4	12:07.532
4	1	1:48.400	34.833	36.828	36.739	261.5	9:08.137	7	1	1:48.145	34.836	36.497	36.812	274.1	13:55.677
5	1	1:47.926	34.613	36.583	36.730	272.7	10:56.063	8	1	1:47.861	34.487	36.703	36.671	274.1	15:43.538
6	1	1:47.474	34.471	36.626	36.377	272.7	12:43.537	9	1	1:48.257	34.737	36.721	36.799	274.8	17:31.795
7	1	1:46.981	34.373	36.102	36.506	273.4	14:30.518	10	1	1:49.783	34.457	38.318	37.008	275.5	19:21.578
8	1	1:46.728	34.164	36.279	36.285	275.5	16:17.246	11	1	1:55.738	36.907	40.277	38.554	260.9	21:17.316
9	1	1:53.647 B	34.276	36.205	43.166	274.1	18:10.893	12	1	1:47.726	34.688	36.335	36.703	274.1	23:05.042
10	2	5:12.994	3:56.680	36.286	40.028	211.4	23:23.887	13	1	1:59.426 B	35.921	37.166	46.339	204.5	25:04.468
11	2	1:48.817	36.755	35.871	36.191	272.7	25:12.704	14	2	4:25.888	3:12.325	36.778	36.785	212.6	29:30.356
12	2	1:45.356	33.890	35.614	35.852	275.5	26:58.060	15	2	1:47.079	34.430	36.193	36.456	272.0	31:17.435
13	2	1:49.522	34.100	35.717	39.705	276.2	28:47.582	16	2	1:46.989	34.344	36.356	36.289	269.3	33:04.424



Michelin Le Mans Cup

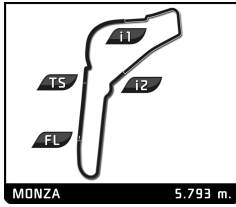
Monza Round

Free Practice 1

Sector Analysis

Lap under Red Flag Invalidated Lap Personal Best Session Best B Crossing the pit lane

Lap	D	Time	Sector 1	Sector 2	Sector 3	T. Spd	Elapsed	Lap	D	Time	Sector 1	Sector 2	Sector 3	T. Spd	Elapsed							
17	2	1:46.677	34.085	35.948	36.644	276.2	34:51.101	14	1	1:49.881	35.059	38.324	36.498	263.4	29:00.882							
18	2	1:48.141	34.286	37.263	36.592	277.6	36:39.242	15	1	1:47.026	34.363	36.277	36.386	272.0	30:47.908							
19	2	1:46.443	34.121	36.093	36.229	275.5	38:25.685	16	1	1:51.378	35.177	39.571	36.630	272.0	32:39.286							
20	2	1:54.063 B	34.775	36.446	42.842	277.6	40:19.748	17	1	1:57.984 B	34.307	36.295	47.382	275.5	34:37.270							
21	2	6:53.072	5:40.261	36.472	36.339	214.3	47:12.820	18	2	4:19.903	2:59.088	36.006	44.809	210.1	38:57.173							
22	2	1:48.662	34.358	36.473	37.831	274.1	49:01.482	19	2	1:45.567	33.991	35.703	35.873	274.1	40:42.740							
23	2	1:46.518	34.363	35.975	36.180	274.1	50:48.000	20	2	1:52.360	33.958	35.758	42.644	279.1	42:35.100							
24	2	1:46.596	34.198	36.178	36.220	276.9	52:34.596	21	2	1:46.177	34.047	35.599	36.531	274.8	44:21.277							
25	2	1:50.022	34.284	36.376	39.362	278.4	54:24.618	22	2	1:51.560 B	34.007	35.686	41.867	274.1	46:12.837							
26	2	1:46.495	34.083	36.107	36.305	275.5	56:11.113	23	2	5:35.070	4:22.841	35.785	36.444	212.6	51:47.907							
27	2	2:02.522 B	34.865	40.797	46.860	252.3	58:13.635	24	2	1:47.691	33.978	35.834	37.879	274.1	53:35.598							
22 United Autosports Ligier JS P320 - Nissan 1.Andres LATORRE LMP3 2.Garnet PATTERSON								25								2	1:49.874	33.889	35.783	40.202	274.8	55:25.472
1	1	2:23.997	1:02.272	42.424	39.301	194.6	2:23.997	26	2	1:45.575	33.922	35.789	35.864	276.2	57:11.047							
2	1	1:51.428	35.329	38.092	38.007	272.0	4:15.425	27	2	1:51.458	33.879	35.739	41.840	279.1	59:02.505							
3	1	1:50.381	35.174	37.632	37.575	270.7	6:05.806	28	2	1:54.409 B	33.856	35.735	44.818	276.9	1:00:56.914							
4	1	1:53.508	37.313	38.318	37.877	273.4	7:59.314	27 24-7 Motorsport Ligier JS P320 - Nissan 1.Andrew FERGUSON LMP3 2.Louis HAMILTON-SMITH														
5	1	1:49.793	34.656	37.472	37.665	276.2	9:49.107	1	2	2:12.808	55.609	39.041	38.158	152.1	2:12.808							
6	1	1:55.823	35.035	39.828	40.960	264.7	11:44.930	2	2	1:50.085	35.367	37.748	36.970	242.7	4:02.893							
7	1	1:49.649	34.842	37.405	37.402	272.0	13:34.579	3	2	1:47.685	34.643	36.753	36.289	274.1	5:50.578							
8	1	1:50.426	35.243	37.647	37.536	270.7	15:25.005	4	2	1:47.392	34.943	36.236	36.213	268.7	7:37.970							
9	1	1:50.207	34.862	37.779	37.566	272.7	17:15.212	5	2	1:56.233 B	34.903	36.579	44.751	269.3	9:34.203							
10	1	1:56.514	36.413	37.633	42.468	274.1	19:11.726	6	2	3:27.156	2:12.958	36.886	37.312	173.1	13:01.359							
11	1	1:48.956	34.855	37.029	37.072	273.4	21:00.682	7	2	1:48.070	34.972	36.563	36.535	268.7	14:49.429							
12	1	1:49.157	35.002	36.886	37.269	276.2	22:49.839	8	2	1:49.246	34.500	36.528	38.218	274.8	16:38.675							
13	1	1:56.034 B	34.595	36.978	44.461	275.5	24:45.873	9	2	1:47.885	34.950	36.442	36.493	272.0	18:26.560							
14	2	4:15.375	3:01.388	37.738	36.249	193.9	29:01.248	10	2	1:48.818	34.722	37.226	36.870	248.8	20:15.378							
15	2	1:47.166	34.516	36.300	36.350	247.1	30:48.414	11	2	1:47.619	34.709	36.248	36.662	274.8	22:02.997							
16	2	1:49.698	34.934	38.581	36.183	274.8	32:38.112	12	2	1:48.385	35.019	36.824	36.542	233.8	23:51.382							
17	2	1:46.588	34.452	36.044	36.092	273.4	34:24.700	13	2	1:48.708	34.806	36.528	37.374	275.5	25:40.090							
18	2	1:45.963	34.177	35.784	36.002	274.8	36:10.663	14	2	1:56.105 B	34.537	36.215	45.353	274.1	27:36.195							
19	2	1:52.982 B	34.163	36.086	42.733	274.8	38:03.645	15	1	4:14.332	2:54.674	40.974	38.684	179.4	31:50.527							
20	2	16:31.978	...	40.565	39.707	161.9	54:35.623	16	1	1:50.989	35.244	37.731	38.014	266.7	33:41.516							
21	2	1:56.058	38.645	39.240	38.173	190.1	56:31.681	17	1	1:50.739	35.107	37.702	37.930	270.7	35:32.255							
22	2	1:49.990	35.387	37.118	37.485	236.8	58:21.671	18	1	1:50.426	34.831	37.637	37.958	274.1	37:22.681							
23	2	1:59.814	39.232	40.764	39.818	181.2	1:00:21.485	19	1	1:54.236	35.189	37.829	41.218	255.3	39:16.917							
23 United Autosports Ligier JS P320 - Nissan 1.John SCHAUERMAN LMP3 2.Wayne BOYD								20								1	1:51.672	35.514	38.301	37.857	265.4	41:08.589
1	1	2:09.305	50.717	40.378	38.210	182.1	2:09.305	21	1	1:50.267	34.902	37.756	37.609	274.8	42:58.856							
2	1	1:50.172	35.175	37.256	37.741	269.3	3:59.477	22	1	1:59.798 B	35.009	38.450	46.339	273.4	44:58.654							
3	1	1:48.098	34.909	36.645	36.544	271.4	5:47.575	23	1	2:59.536	1:43.921	37.908	37.707	211.8	47:58.190							
4	1	1:47.523	34.596	36.521	36.406	275.5	7:35.098	24	1	1:49.839	35.126	37.505	37.208	268.7	49:48.029							
5	1	1:47.074	34.260	36.449	36.365	274.1	9:22.172	25	1	1:49.784	34.946	37.482	37.356	272.0	51:37.813							
6	1	1:49.004	34.420	36.891	37.693	274.1	11:11.176	26	1	1:50.303	35.663	37.430	37.210	250.6	53:28.116							
7	1	1:47.440	34.557	36.442	36.441	270.0	12:58.616	27	1	1:50.309	35.099	37.245	37.965	274.1	55:18.425							
8	1	1:47.152	34.370	36.257	36.525	275.5	14:45.768	28	1	1:49.728	34.775	37.170	37.783	275.5	57:08.153							
9	1	1:50.683	36.969	37.232	36.482	268.7	16:36.451	29	1	1:49.590	34.824	37.236	37.530	274.8	58:57.743							
10	1	1:47.013	34.409	36.268	36.336	274.1	18:23.464	30	1	2:21.854 B	40.599	45.755	55.500	210.1	1:01:19.597							
11	1	1:47.046	34.465	36.212	36.369	274.1	20:10.510	29 MV2S Forestier Racing Ligier JS P320 - Nissan 1.Jérôme DE SADELEER LMP3 2.Louis ROUSSET														
12	1	1:56.331 B	34.375	36.830	45.126	276.9	22:06.841	1	2	2:11.292	54.718	38.613	37.961	163.4	2:11.292							
13	1	5:04.160	3:49.679	36.800	37.681	208.1	27:11.001	2	2	1:52.820	36.588	36.601	39.631	274.1	4:04.112							



Michelin Le Mans Cup

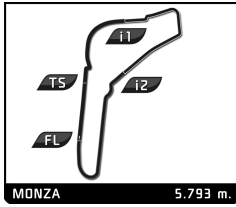
Monza Round

Free Practice 1

Sector Analysis

Lap under Red Flag Invalidated Lap Personal Best Session Best B Crossing the pit lane

Lap	D	Time	Sector 1	Sector 2	Sector 3	T. Spd	Elapsed	Lap	D	Time	Sector 1	Sector 2	Sector 3	T. Spd	Elapsed						
3	2	1:47.071	34.738	36.146	36.187	274.8	5:51.183	26	2	1:46.433	34.305	35.998	36.130	272.7	50:42.789						
4	2	1:50.736	35.523	37.642	37.571	276.9	7:41.919	27	2	1:47.089	34.370	36.495	36.224	274.8	52:29.878						
5	2	1:46.105	34.413	35.735	35.957	275.5	9:28.024	28	2	1:46.901	34.248	36.384	36.269	276.2	54:16.779						
6	2	1:53.323	34.410	36.048	42.865	274.8	11:21.347	29	2	1:48.795	34.302	38.068	36.425	275.5	56:05.574						
7	2	1:47.608	34.378	35.796	37.434	274.8	13:08.955	30	2	1:46.543	34.228	36.274	36.041	274.8	57:52.117						
8	2	1:46.108	34.449	35.655	36.004	274.8	14:55.063	31	2	1:46.403	33.981	36.232	36.190	276.2	59:38.520						
9	2	1:53.243 B	34.180	35.853	43.210	276.2	16:48.306	32	2	1:58.102 B	34.323	37.214	46.565	272.0	1:01:36.622						
10	1	5:02.763	3:48.872	37.138	36.753	205.7	21:51.069	32 United Autosports Ligier JS P320 - Nissan LMP3 1. Daniel SCHNEIDER 2. Andrew MEYRICK													
11	1	1:47.903	34.568	36.881	36.454	275.5	23:38.972	1	1	2:19.053	55.253	42.706	41.094	163.6	2:19.053						
12	1	1:47.041	34.464	36.394	36.183	274.1	25:26.013	2	1	1:52.038	35.716	37.833	38.489	252.3	4:11.091						
13	1	1:49.964	34.734	36.768	36.462	258.4	27:13.977	3	1	1:51.624	36.356	37.679	37.589	213.4	6:02.715						
14	1	1:49.486	34.579	37.687	37.220	258.4	29:03.463	4	1	1:48.976	34.865	37.013	37.098	270.0	7:51.691						
15	1	1:48.463	34.216	36.078	38.169	276.2	30:51.926	5	1	1:47.797	34.623	36.408	36.766	270.7	9:39.488						
16	1	1:48.258	34.370	37.499	36.389	276.2	32:40.184	6	1	1:47.578	34.454	36.495	36.629	275.5	11:27.066						
17	1	1:46.653	34.392	36.047	36.214	276.2	34:26.837	7	1	1:47.783	34.633	36.440	36.710	275.5	13:14.849						
18	1	1:54.095 B	34.152	36.084	43.859	277.6	36:20.932	8	1	1:49.020	34.514	36.602	37.904	275.5	15:03.869						
19	2	4:06.249	2:51.367	37.821	37.061	172.2	40:27.181	9	1	1:47.666	34.434	36.470	36.762	275.5	16:51.535						
20	2	1:49.480	34.896	36.929	37.655	262.8	42:16.661	10	1	1:53.395	35.359	36.772	41.264	228.8	18:44.930						
21	2	1:46.707	34.284	36.119	36.304	276.9	44:03.368	11	1	1:47.661	34.351	36.555	36.755	274.1	20:32.591						
22	2	1:54.982	34.495	36.192	44.295	276.9	45:58.350	12	1	1:53.695	34.319	37.703	41.673	276.9	22:26.286						
23	2	1:46.479	34.336	35.947	36.196	275.5	47:44.829	13	1	1:47.574	34.329	36.515	36.730	276.2	24:13.860						
24	2	1:46.304	34.470	35.792	36.042	275.5	49:31.133	14	1	1:54.506	34.491	36.818	43.197	277.6	26:08.366						
25	2	1:47.468	34.301	36.176	36.991	275.5	51:18.601	15	1	1:47.563	34.267	36.526	36.770	275.5	27:55.929						
26	2	1:46.186	34.293	35.872	36.021	276.2	53:04.787	16	1	2:06.715	34.184	38.075	54.456	279.1	30:02.644						
27	2	1:53.055 B	34.233	35.905	42.917	276.9	54:57.842	17	1	1:53.552	34.428	37.080	42.044	275.5	31:56.196						
30 Frikadelli Racing Team Ligier JS P320 - Nissan LMP3 1. Klaus ABBELEN 2. Felipe LASER							18								1	1:47.738	34.523	36.421	36.794	276.2	33:43.934
1	1	3:04.194	1:42.524	41.934	39.736	117.8	3:04.194	19	1	2:04.752	34.169	36.809	53.774	278.4	35:48.686						
2	1	1:51.688	35.619	37.786	38.283	251.7	4:55.882	20	1	1:47.586	34.319	36.523	36.744	276.2	37:36.272						
3	1	1:50.504	35.220	37.464	37.820	264.1	6:46.386	21	1	1:48.748	34.129	37.642	36.977	283.5	39:25.020						
4	1	1:50.179	35.000	37.254	37.925	270.7	8:36.565	22	1	1:57.309 B	34.405	39.134	43.770	278.4	41:22.329						
5	1	1:49.716	34.785	37.267	37.664	271.4	10:26.281	23	2	4:16.523	3:03.216	36.840	36.467	214.7	45:38.852						
6	1	1:54.564	34.806	41.961	37.797	272.7	12:20.845	24	2	1:48.138	34.460	37.184	36.494	278.4	47:26.990						
7	1	1:49.372	34.606	37.245	37.521	270.7	14:10.217	25	2	1:47.955	34.297	36.868	36.790	276.2	49:14.945						
8	1	1:48.775	34.596	36.955	37.224	271.4	15:58.992	26	2	1:46.773	34.189	36.252	36.332	274.8	51:01.718						
9	1	1:52.983	34.536	40.559	37.888	272.0	17:51.975	27	2	1:48.071	34.151	37.004	36.916	277.6	52:49.789						
10	1	1:50.072	35.380	37.202	37.490	264.1	19:42.047	28	2	1:49.540	35.714	36.974	36.852	279.8	54:39.329						
11	1	1:48.869	34.675	36.777	37.417	272.0	21:30.916	29	2	1:48.429	34.249	37.165	37.015	274.8	56:27.758						
12	1	1:48.660	34.530	36.810	37.320	273.4	23:19.576	30	2	1:49.549	34.550	36.877	38.122	266.0	58:17.307						
13	1	2:20.179 B	48.547	42.001	49.631	273.4	25:39.755	31	2	1:57.768 B	34.413	36.978	46.377	277.6	1:00:15.075						
14	2	3:30.572	2:10.461	41.629	38.482	211.8	29:10.327	33 Team Virage Ligier JS P320 - Nissan LMP3 1. Rob HODES 2. Ian RODRIGUEZ													
15	2	1:49.805	34.322	38.065	37.418	274.1	31:00.132	1	2	2:40.799	1:22.779	39.450	38.570	163.4	2:40.799						
16	2	1:47.148	34.667	36.462	36.019	273.4	32:47.280	2	2	1:47.024	34.417	36.315	36.292	272.7	4:27.823						
17	2	1:50.370	34.345	36.856	39.169	274.1	34:37.650	3	2	1:46.259	34.240	36.218	35.801	276.2	6:14.082						
18	2	1:49.842	34.220	36.422	39.200	276.2	36:27.492	4	2	1:45.917	34.215	35.619	36.083	276.2	7:59.999						
19	2	1:46.783	34.263	36.357	36.163	274.8	38:14.275	5	2	1:48.011	34.252	36.218	37.541	277.6	9:48.010						
20	2	1:46.951	34.221	36.237	36.493	276.2	40:01.226	6	2	1:45.145	33.932	35.505	35.708	276.2	11:33.155						
21	2	1:46.800	34.231	36.451	36.118	277.6	41:48.026	7	2	1:46.141	33.903	35.640	36.598	277.6	13:19.296						
22	2	1:48.042	35.298	36.428	36.316	276.9	43:36.068	8	2	1:53.861 B	34.182	36.289	43.390	276.2	15:13.157						
23	2	1:47.365	34.772	36.373	36.220	279.1	45:23.433	9	1	4:21.199	3:05.895	37.908	37.396	178.2	19:34.356						
24	2	1:46.360	34.273	36.023	36.064	270.0	47:09.793														
25	2	1:46.563	34.342	36.147	36.074	273.4	48:56.356														



Michelin Le Mans Cup

Monza Round

Free Practice 1

Sector Analysis

Lap under Red Flag Invalidated Lap Personal Best Session Best B Crossing the pit lane

Lap	D	Time	Sector 1	Sector 2	Sector 3	T. Spd	Elapsed	Lap	D	Time	Sector 1	Sector 2	Sector 3	T. Spd	Elapsed
10	1	1:48.492	34.840	36.682	36.970	273.4	21:22.848	3	1	1:50.232	35.612	37.331	37.289	272.0	6:16.147
11	1	1:50.504	35.603	37.286	37.615	276.9	23:13.352	4	1	1:49.762	34.878	37.689	37.195	273.4	8:05.909
12	1	1:48.422	34.554	37.054	36.814	274.8	25:01.774	5	1	1:48.134	34.788	36.513	36.833	270.0	9:54.043
13	1	1:47.703	34.775	36.397	36.531	272.0	26:49.477	6	1	1:48.268	34.577	36.866	36.825	274.1	11:42.311
14	1	1:51.045	34.563	39.410	37.072	274.8	28:40.522	7	1	1:48.424	34.619	36.781	37.024	270.7	13:30.735
15	1	1:48.812	34.481	37.377	36.954	273.4	30:29.334	8	1	1:47.576	34.616	36.469	36.491	274.8	15:18.311
16	1	1:53.056	34.567	40.925	37.564	274.8	32:22.390	9	1	1:47.239	34.384	36.292	36.563	272.7	17:05.550
17	1	1:48.778	34.823	37.117	36.838	273.4	34:11.168	10	1	1:48.035	34.206	36.340	37.489	274.8	18:53.585
18	1	1:50.499	34.957	38.160	37.382	273.4	36:01.667	11	1	1:55.395 B	34.572	36.466	44.357	273.4	20:48.980
19	1	1:58.762 B	34.807	37.839	46.116	275.5	38:00.429	12	2	3:42.749	2:30.114	36.507	36.128	204.2	24:31.729
20	1	4:09.746	2:53.517	38.058	38.171	200.4	42:10.175	13	2	1:45.610	34.242	35.624	35.744	274.8	26:17.339
21	1	1:50.725	35.433	38.163	37.129	275.5	44:00.900	14	2	1:45.416	33.863	35.714	35.839	275.5	28:02.755
22	1	1:48.535	34.624	37.143	36.768	276.2	45:49.435	15	2	1:52.855	33.909	35.746	43.200	276.2	29:55.610
23	1	1:58.044 B	34.856	37.898	45.290	274.8	47:47.479	16	2	2:37.928	34.137	1:25.083	38.708	276.2	32:33.538
24	2	8:52.800	7:38.878	36.686	37.236	212.6	56:40.279	17	2	1:46.062	34.168	35.810	36.084	275.5	34:19.600
25	2	1:45.958	34.008	35.859	36.091	276.2	58:26.237	18	2	1:45.480	34.002	35.768	35.710	275.5	36:05.080
26	2	1:58.267 B	33.977	35.912	48.378	278.4	1:00:24.504	19	2	1:53.622 B	33.936	35.734	43.952	277.6	37:58.702

40 **GRAFF Racing** Ligier JS P320 - Nissan LMP3
 1. Luis SANJUAN
 2. Theo VAUCHER

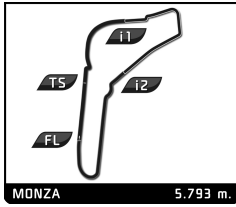
1	2	2:24.566	1:06.334	39.813	38.419	184.9	2:24.566
2	2	1:50.853	35.618	37.415	37.820	259.0	4:15.419
3	2	1:50.987	36.619	37.394	36.974	262.1	6:06.406
4	2	1:47.991	34.628	36.705	36.658	275.5	7:54.397
5	2	1:47.177	34.635	36.217	36.325	274.8	9:41.574
6	2	1:47.312	34.620	36.363	36.329	272.7	11:28.886
7	2	1:47.335	34.540	36.227	36.568	273.4	13:16.221
8	2	1:48.632	34.531	36.404	37.697	274.1	15:04.853
9	2	1:47.882	35.249	36.299	36.334	228.3	16:52.735
10	2	2:22.020 B	35.104	36.617	1:10.299	248.3	19:14.755
11	1	6:28.802	5:07.249	40.845	40.708	187.8	25:43.557
12	1	1:49.182	34.941	37.306	36.935	270.0	27:32.739
13	1	1:49.578	35.217	37.287	37.074	270.7	29:22.317
14	1	1:49.297	34.579	36.794	37.924	272.7	31:11.614
15	1	1:48.799	34.731	36.929	37.139	270.7	33:00.413
16	1	1:50.208	34.436	36.864	38.908	272.7	34:50.621
17	1	1:58.985 B	34.535	37.748	46.702	274.1	36:49.606
18	2	3:27.350	2:11.673	37.790	37.887	188.8	40:16.956
19	2	1:50.604	35.809	37.353	37.442	253.5	42:07.560
20	2	1:49.226	34.645	37.163	37.418	270.7	43:56.786
21	2	1:48.544	34.772	36.763	37.009	274.8	45:45.330
22	2	1:57.411 B	34.772	37.274	45.365	270.0	47:42.741
23	2	4:55.644	3:40.560	37.410	37.674	211.8	52:38.385
24	2	1:49.469	35.121	37.184	37.164	260.2	54:27.854
25	2	1:51.171	35.181	38.381	37.609	264.1	56:19.025
26	2	1:48.398	34.805	36.592	37.001	272.7	58:07.423
27	2	1:48.621	34.792	36.754	37.075	274.1	59:56.044
28	2	1:56.052 B	34.809	36.729	44.514	273.4	1:01:52.096

43 **Racing Spirit of Leman** Ligier JS P320 - Nissan LMP3
 1. Jacques WOLFF
 2. Josh SKELTON

1	1	2:36.294	1:11.178	44.696	40.420	147.1	2:36.294
2	1	1:49.621	35.335	37.017	37.269	263.4	4:25.915

44 **GMB Motorsport** Honda NSX GT3
 1. Gustav BIRCH
 2. Jens MØLLER

1	2	3:32.340	2:10.634	40.152	41.554	188.2	3:32.340
2	2	1:53.781	35.784	39.059	38.938	264.7	5:26.121
3	2	1:51.788	35.426	37.766	38.596	266.0	7:17.909
4	2	1:51.399	35.296	37.604	38.499	268.0	9:09.308
5	2	1:51.813	35.380	37.631	38.802	265.4	11:01.121
6	2	1:52.547	35.587	37.925	39.035	265.4	12:53.668
7	2	1:51.688	35.554	37.785	38.349	265.4	14:45.356
8	2	2:00.945 B	35.980	39.070	45.895	258.4	16:46.301
9	1	3:33.500	2:14.355	39.912	39.233	176.5	20:19.801
10	1	1:51.930	35.547	37.996	38.387	266.0	22:11.731
11	1	1:52.266	35.626	38.190	38.450	265.4	24:03.997
12	1	1:53.789	35.826	39.506	38.457	264.7	25:57.786
13	1	1:54.411	36.002	39.172	39.237	253.5	27:52.197
14	1	1:53.816	35.649	38.790	39.377	259.0	29:46.013
15	1	2:01.302 B	36.471	39.066	45.765	223.1	31:47.315
16	1	4:17.542	3:00.692	38.340	38.510	167.7	36:04.857
17	1	1:52.143	35.538	38.288	38.317	263.4	37:57.000
18	1	1:52.437	36.089	37.945	38.403	266.7	39:49.437
19	1	1:52.894	35.505	38.245	39.144	265.4	41:42.331
20	1	1:53.104	35.504	38.316	39.284	265.4	43:35.435
21	1	1:52.775	35.993	38.171	38.611	265.4	45:28.210
22	1	1:52.982	35.501	38.015	39.466	264.7	47:21.192



Michelin Le Mans Cup

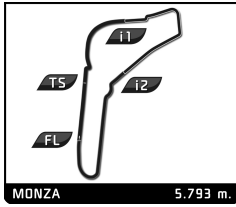
Monza Round

Free Practice 1

Sector Analysis

Lap under Red Flag Invalidated Lap Personal Best Session Best B Crossing the pit lane

Lap	D	Time	Sector 1	Sector 2	Sector 3	T. Spd	Elapsed	Lap	D	Time	Sector 1	Sector 2	Sector 3	T. Spd	Elapsed
23	1	1:53.808	36.652	38.311	38.845	266.7	49:15.000	23	1	1:52.721	35.410	37.983	39.328	256.5	51:50.486
24	1	2:00.779 B	35.644	38.526	46.609	262.8	51:15.779	24	1	1:49.748	34.803	37.188	37.757	271.4	53:40.234
46 Ebimotors Porsche 911 GT3 R GT3 1. Emanuele BUSNELLI 2. Fabio BABINI								55 GMB Motorsport Honda NSX GT3 GT3 1. Kasper H. JENSEN 2. Kristian POULSEN							
1	2	3:09.141	1:45.166	41.783	42.192	152.3	3:09.141	1	1	2:56.883	1:32.305	43.127	41.451	169.3	2:56.883
2	2	1:54.479	36.401	38.692	39.386	244.3	5:03.620	2	1	1:52.311	35.683	38.211	38.417	263.4	4:49.194
3	2	1:50.553	35.367	37.447	37.739	264.7	6:54.173	3	1	1:51.218	35.495	37.622	38.101	264.1	6:40.412
4	2	1:50.191	34.907	37.643	37.641	265.4	8:44.364	4	1	1:51.677	36.185	37.653	37.839	263.4	8:32.089
5	2	1:50.126	35.121	37.328	37.677	265.4	10:34.490	5	1	1:51.086	35.425	37.527	38.134	263.4	10:23.175
6	2	1:58.362 B	35.430	38.411	44.521	264.7	12:32.852	6	1	1:50.694	35.241	37.570	37.883	263.4	12:13.869
7	1	15:15.195	...	40.063	39.717	204.2	27:48.047	7	1	1:59.659 B	35.850	38.006	45.803	253.5	14:13.528
8	1	1:53.508	35.789	38.572	39.147	263.4	29:41.555	8	2	5:35.687	4:15.441	40.763	39.483	203.0	19:49.215
9	1	1:53.856	35.557	38.837	39.462	264.7	31:35.411	9	2	1:52.497	35.782	38.034	38.681	264.7	21:41.712
10	1	1:53.602	35.535	38.665	39.402	263.4	33:29.013	10	2	1:52.458	35.741	37.851	38.866	265.4	23:34.170
11	1	1:54.394	36.364	38.836	39.194	242.7	35:23.407	11	2	1:55.880	37.387	38.911	39.582	187.2	25:30.050
12	1	1:52.905	35.488	38.301	39.116	265.4	37:16.312	12	2	1:53.268	36.046	38.325	38.897	264.7	27:23.318
13	1	1:53.441	35.186	39.155	39.100	266.7	39:09.753	13	2	2:02.079 B	35.980	38.435	47.664	251.2	29:25.397
14	1	1:52.482	35.337	38.380	38.765	266.7	41:02.235	14	2	5:28.931	4:09.550	39.447	39.934	203.0	34:54.328
15	1	1:52.409	35.350	38.068	38.991	266.7	42:54.644	15	2	1:53.828	35.745	38.895	39.188	264.1	36:48.156
16	1	1:53.983	35.595	39.154	39.234	265.4	44:48.627	16	2	1:52.380	35.705	37.956	38.719	266.0	38:40.536
17	1	1:53.070	36.081	38.228	38.761	263.4	46:41.697	17	2	2:00.089 B	35.824	38.069	46.196	266.7	40:40.625
18	1	1:52.552	35.282	38.375	38.895	265.4	48:34.249	18	2	6:16.981	4:59.597	38.321	39.063	143.2	46:57.606
19	1	1:52.302	35.454	38.139	38.709	264.1	50:26.551	19	2	1:52.105	35.765	37.740	38.600	263.4	48:49.711
20	1	1:54.565	36.354	39.006	39.205	262.8	52:21.116	20	2	2:03.072 B	36.489	38.129	48.454	263.4	50:52.783
21	1	1:53.984	35.200	39.634	39.150	266.0	54:15.100	57 GRAFF Racing Ligier JS P320 - Nissan LMP3 1. Stephan RUPP 2. Ryan HARPER-ELLAM							
22	1	1:53.475	35.238	38.765	39.472	264.7	56:08.575	1	2	2:22.032	1:03.122	40.570	38.340	199.6	2:22.032
23	1	2:00.533 B	36.122	39.288	45.123	265.4	58:09.108	2	2	1:48.201	34.772	36.819	36.610	269.3	4:10.233
53 RLR M Sport Ligier JS P320 - Nissan LMP3 1. Simon BUTLER 2. Valentino CATALANO								3	2	1:46.436	34.475	35.976	35.985	272.7	5:56.669
1	2	2:33.135	1:09.843	43.745	39.547	175.6	2:33.135	4	2	1:46.000	34.166	35.826	36.008	274.1	7:42.669
2	2	1:47.438	34.636	36.487	36.315	271.4	4:20.573	5	2	1:46.089	33.971	36.267	35.851	275.5	9:28.758
3	2	1:48.068	34.838	36.622	36.608	274.1	6:08.641	6	2	1:46.316	34.090	36.344	35.882	274.8	11:15.074
4	2	1:46.397	34.194	36.168	36.035	274.8	7:55.038	7	2	1:54.366 B	34.474	36.536	43.356	275.5	13:09.440
5	2	1:50.566	34.349	36.451	39.766	276.9	9:45.604	8	1	3:34.715	2:16.375	38.970	39.370	203.4	16:44.155
6	2	1:46.015	34.302	35.942	35.771	274.1	11:31.619	9	1	1:52.299	35.209	38.374	38.716	272.0	18:36.454
7	2	1:45.913	34.154	35.925	35.834	274.1	13:17.532	10	1	1:52.250	35.481	38.303	38.466	258.4	20:28.704
8	2	1:47.304	34.128	36.204	36.972	275.5	15:04.836	11	1	1:51.499	35.211	38.247	38.041	270.7	22:20.203
9	2	1:46.934	34.640	35.992	36.302	269.3	16:51.770	12	1	1:51.614	34.803	38.120	38.691	274.1	24:11.817
10	2	1:54.440 B	34.506	36.547	43.387	276.9	18:46.210	13	1	1:51.404	35.341	37.750	38.313	263.4	26:03.221
11	1	4:34.757	3:14.977	39.564	40.216	164.1	23:20.967	14	1	1:50.955	34.922	37.856	38.177	272.7	27:54.176
12	1	1:58.694	41.353	39.163	38.178	272.7	25:19.661	15	1	1:51.818	34.861	38.180	38.777	268.7	29:45.994
13	1	1:50.922	35.336	37.686	37.900	264.1	27:10.583	16	1	1:51.889	35.820	37.956	38.113	250.6	31:37.883
14	1	1:55.831	35.117	41.871	38.843	255.9	29:06.414	17	1	1:51.393	35.521	38.105	37.767	235.8	33:29.276
15	1	1:55.270	36.282	39.660	39.328	216.0	31:01.684	18	1	1:50.715	35.059	37.740	37.916	266.0	35:19.991
16	1	1:52.884	36.494	37.879	38.511	247.1	32:54.568	19	1	1:50.547	34.950	37.846	37.751	272.7	37:10.538
17	1	1:57.515	34.564	42.227	40.724	271.4	34:52.083	20	1	1:50.436	34.731	37.782	37.923	274.8	39:00.974
18	1	1:51.877	35.019	38.132	38.726	268.7	36:43.960	21	1	1:50.599	34.866	37.708	38.025	274.1	40:51.573
19	1	1:51.493	35.556	37.723	38.214	236.8	38:35.453								
20	1	1:51.296	34.909	38.305	38.082	266.7	40:26.749								
21	1	2:00.965 B	35.016	38.330	47.619	268.0	42:27.714								
22	1	7:30.051	6:09.476	40.267	40.308	175.0	49:57.765								



Michelin Le Mans Cup

Monza Round

Free Practice 1

Sector Analysis

Lap under Red Flag Invalidated Lap Personal Best Session Best Crossing the pit lane

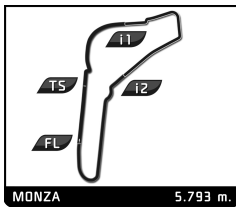
Lap	D	Time	Sector 1	Sector 2	Sector 3	T. Spd	Elapsed	Lap	D	Time	Sector 1	Sector 2	Sector 3	T. Spd	Elapsed
22	1	1:50.987	35.141	38.119	37.727	270.0	42:42.560	12	1	1:50.925	35.112	36.994	38.819	268.7	30:09.507
23	1	1:59.083 B	34.845	37.722	46.516	267.3	44:41.643	13	1	1:51.504	34.872	39.183	37.449	271.4	32:01.011
24	2	4:16.011	3:03.561	36.292	36.158	203.0	48:57.654	14	1	1:48.946	34.695	36.944	37.307	271.4	33:49.957
25	2	1:49.729	34.584	39.179	35.966	274.8	50:47.383	15	1	1:48.873	34.404	37.117	37.352	275.5	35:38.830
26	2	1:46.603	34.328	36.069	36.206	273.4	52:33.986	16	1	1:55.388 B	34.431	36.839	44.118	275.5	37:34.218
27	2	1:47.284	34.140	36.806	36.338	276.2	54:21.270	17	2	5:58.260	4:44.666	37.024	36.570	211.8	43:32.478
28	2	1:47.852	34.462	37.107	36.283	276.2	56:09.122	18	2	1:46.408	34.205	36.121	36.082	275.5	45:18.886
29	2	1:49.573	36.246	37.163	36.164	276.9	57:58.695	19	2	1:46.012	34.069	35.904	36.039	276.2	47:04.898
30	2	1:46.523	34.299	35.812	36.412	275.5	59:45.218	20	2	1:45.791	34.129	35.751	35.911	276.9	48:50.689
31	2	1:53.411 B	34.166	35.976	43.269	275.5	1:01:38.629	21	2	1:46.056	34.423	35.764	35.869	265.4	50:36.745

61		AF Corse		Ferrari 488 GT3			
		1. Gino FORGIONE		GT3			
		2. Andrea MONTERMINI					
1	1	3:25.036	1:52.397	45.893	46.746	179.1	3:25.036
2	1	2:02.534	39.805	42.295	40.434	194.2	5:27.570
3	1	1:56.029	35.858	40.305	39.866	268.7	7:23.599
4	1	1:54.957	36.291	39.002	39.664	269.3	9:18.556
5	1	1:55.200	35.724	38.751	40.725	265.4	11:13.756
6	1	1:57.092	35.800	40.328	40.964	266.0	13:10.848
7	1	1:54.078	35.724	38.749	39.605	262.8	15:04.926
8	1	1:56.262	36.836	39.052	40.374	223.1	17:01.188
9	1	1:53.757	35.487	38.876	39.394	266.0	18:54.945
10	1	1:53.184	35.449	38.646	39.089	266.0	20:48.129
11	1	1:53.536	35.522	38.484	39.530	264.1	22:41.665
12	1	2:06.070 B	35.902	39.330	50.838	257.1	24:47.735
13	1	4:48.794	3:25.006	41.483	42.305	188.8	29:36.529
14	1	2:00.597	36.347	42.073	42.177	251.7	31:37.126
15	1	1:57.745	36.106	41.090	40.549	262.1	33:34.871
16	1	2:06.540 B	35.608	40.085	50.847	264.7	35:41.411
17	2	5:04.004	3:43.440	39.408	41.156	190.1	40:45.415
18	2	1:52.198	35.683	38.103	38.412	264.1	42:37.613
19	2	1:51.385	35.278	37.822	38.285	263.4	44:28.998
20	2	1:51.147	35.171	37.589	38.396	266.0	46:20.145
21	2	1:52.537	35.274	37.873	39.390	266.7	48:12.682
22	2	1:51.370	35.440	37.764	38.166	263.4	50:04.052
23	2	1:51.803	35.433	37.663	38.707	264.7	51:55.855
24	2	2:06.071	43.499	42.082	40.490	163.6	54:01.926
25	2	1:51.892	35.383	37.802	38.707	265.4	55:53.818
26	2	2:00.077 B	35.361	38.125	46.591	269.3	57:53.895

66		Rinaldi Racing		Duqueine M30 - D08 - Nissan			
		1. Steve PARROW		LMP3			
		2. Daniel KEILWITZ					
1	1	3:23.837	2:01.921	40.761	41.155	164.1	3:23.837
2	1	1:53.664	36.911	37.895	38.858	204.5	5:17.501
3	1	1:50.700	35.686	37.253	37.761	228.3	7:08.201
4	1	1:49.385	34.803	37.049	37.533	266.7	8:57.586
5	1	1:49.140	34.850	37.041	37.249	268.0	10:46.726
6	1	1:51.047	34.646	36.938	39.463	274.1	12:37.773
7	1	1:48.732	34.673	36.733	37.326	272.7	14:26.505
8	1	1:48.628	34.743	36.712	37.173	266.0	16:15.133
9	1	1:48.590	34.617	36.632	37.341	267.3	18:03.723
10	1	1:56.258 B	34.996	36.732	44.530	257.1	19:59.981
11	1	8:18.601	7:00.585	39.540	38.476	198.9	28:18.582

69		COOL Racing		Ligier JS P320 - Nissan			
		1. Maurice SMITH		LMP3			
		2. Malthe JAKOBSEN					
1	1	10:21.026	8:59.041	41.138	40.847	162.2	10:21.026
2	1	1:51.076	35.679	37.711	37.686	262.8	12:12.102
3	1	1:49.276	34.908	36.770	37.598	268.7	14:01.378
4	1	1:48.495	34.884	36.867	36.744	271.4	15:49.873
5	1	1:47.435	34.413	36.354	36.668	271.4	17:37.308
6	1	1:47.050	34.269	36.197	36.584	272.7	19:24.358
7	1	1:52.392	34.107	38.354	39.931	274.1	21:16.750
8	1	1:46.866	34.307	36.187	36.372	274.1	23:03.616
9	1	1:48.652	34.271	36.359	38.022	273.4	24:52.268
10	1	1:47.824	34.266	36.806	36.752	273.4	26:40.092
11	1	1:46.891	34.221	36.281	36.389	272.7	28:26.983
12	1	1:46.763	34.137	36.302	36.324	272.0	30:13.746
13	1	1:54.930 B	34.284	38.088	42.558	272.7	32:08.676

72		Team Virage		Ligier JS P320 - Nissan			
		1. Alexandre YVON		LMP3			
		2. Mathis POULET					
1	2	2:10.363	54.224	38.575	37.564	147.9	2:10.363
2	2	1:48.335	34.498	36.953	36.884	268.7	3:58.698
3	2	1:46.720	34.188	36.266	36.266	274.1	5:45.418
4	2	1:46.240	34.529	35.710	36.001	273.4	7:31.658
5	2	1:52.904	34.862	40.989	37.053	276.2	9:24.562
6	2	1:53.248 B	34.011	35.850	43.387	274.8	11:17.810
7	1	3:23.213	2:07.614	37.378	38.221	213.0	14:41.023
8	1	1:49.897	34.571	37.648	37.678	275.5	16:30.920
9	1	1:49.354	34.470	37.190	37.694	275.5	18:20.274
10	1	1:49.232	34.380	37.087	37.765	275.5	20:09.506
11	1	1:49.771	34.383	37.571	37.817	276.9	21:59.277
12	1	1:49.071	34.761	36.945	37.365	272.0	23:48.348
13	1	1:52.229	34.492	39.414	38.323	273.4	25:40.577
14	1	1:58.473 B	35.405	37.321	45.747	270.0	27:39.050
15	1	3:47.686	2:30.090	37.781	39.815	161.0	31:26.736
16	1	1:49.569	34.675	37.400	37.494	270.7	33:16.305
17	1	1:49.746	34.693	37.056	37.997	268.0	35:06.051
18	1	1:49.838	34.661	37.458	37.719	272.0	36:55.889
19	1	1:50.394	34.901	37.456	38.037	270.0	38:46.283
20	1	2:02.126 B	34.669	37.917	49.540	269.3	40:48.409
21	2	4:15.486	3:02.667	36.436	36.383	184.9	45:03.895



Michelin Le Mans Cup

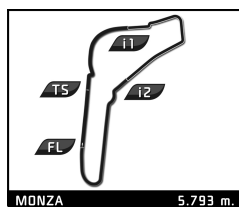
Monza Round

Free Practice 1

Sector Analysis

Lap under Red Flag Invalidated Lap Personal Best Session Best Crossing the pit lane

Lap	D	Time	Sector 1	Sector 2	Sector 3	T. Spd	Elapsed	Lap	D	Time	Sector 1	Sector 2	Sector 3	T. Spd	Elapsed							
22	2	1:50.545	37.049	37.227	36.269	276.2	46:54.440	14	1	1:46.234	34.203	35.995	36.036	278.4	28:43.299							
23	2	1:46.322	34.311	35.922	36.089	276.9	48:40.762	15	1	1:46.558	34.083	36.265	36.210	278.4	30:29.857							
24	2	1:46.218	34.164	35.863	36.191	275.5	50:26.980	16	1	1:59.259 B	34.198	41.472	43.589	278.4	32:29.116							
25	2	1:51.135	34.433	40.369	36.333	274.1	52:18.115	17	2	8:27.876	7:07.289	37.944	42.643	204.5	40:56.992							
26	2	1:53.352 B	34.138	35.964	43.250	276.9	54:11.467	18	2	1:46.648	34.348	36.150	36.150	277.6	42:43.640							
73 TS Corse <small>Duqueine M30 - D08 - Nissan</small>								19								2	1:48.382	34.675	36.863	36.844	274.1	44:32.022
1. Pietro PECCENINI <small>LMP3</small>								20								2	1:46.801	33.993	36.722	36.086	278.4	46:18.823
2. Parth GHORPADE								21								2	1:45.882	33.942	36.086	35.854	279.1	48:04.705
1	1	3:12.538	1:39.777	47.802	44.959	140.3	3:12.538	22	2	1:45.836	33.961	36.025	35.850	278.4	49:50.541							
2	1	2:04.408	38.308	45.195	40.905	186.2	5:16.946	23	2	1:47.383	34.125	35.988	37.270	278.4	51:37.924							
3	1	2:02.377	38.351	40.300	43.726	165.4	7:19.323	24	2	1:46.593	34.091	36.281	36.221	277.6	53:24.517							
4	1	2:00.516	41.386	41.306	37.824	235.8	9:19.839	25	2	1:46.988	34.021	36.329	36.638	278.4	55:11.505							
5	1	1:49.559	35.143	37.633	36.783	226.9	11:09.398	26	2	1:46.040	34.050	35.869	36.121	279.1	56:57.545							
6	1	1:47.683	34.404	36.690	36.589	277.6	12:57.081	27	2	1:46.445	33.962	36.212	36.271	279.1	58:43.990							
7	1	1:54.674	37.761	37.177	39.736	276.2	14:51.755	28	2	1:52.881 B	33.999	36.118	42.764	279.8	1:00:36.871							
8	1	1:56.920	39.441	38.031	39.448	276.9	16:48.675	77 Team Thor <small>Ligier JS P320 - Nissan</small>														
9	1	1:49.123	35.254	36.967	36.902	272.7	18:37.798	1. Audunn GUDMUNDSSON <small>LMP3</small>														
10	1	2:06.992 B	34.624	37.889	54.479	274.1	20:44.790	2. Michael MARKUSSEN														
11	2	4:40.008	3:22.824	39.330	37.854	179.1	25:24.798	1	2	2:48.788	1:27.393	40.266	41.129	170.9	2:48.788							
12	2	1:51.114	35.113	38.062	37.939	260.2	27:15.912	2	2	1:49.780	35.621	37.193	36.966	251.7	4:38.568							
13	2	1:50.955	34.521	37.535	38.899	270.7	29:06.867	3	2	1:47.856	34.735	36.778	36.343	270.0	6:26.424							
14	2	1:54.675	36.061	39.712	38.902	208.9	31:01.542	4	2	1:46.818	34.514	36.163	36.141	270.0	8:13.242							
15	2	1:48.755	34.429	36.853	37.473	275.5	32:50.297	5	2	1:46.910	34.402	36.009	36.499	270.0	10:00.152							
16	2	1:49.064	34.637	37.092	37.335	276.9	34:39.361	6	2	1:46.571	34.308	36.076	36.187	270.0	11:46.723							
17	2	1:49.328	34.427	36.857	38.044	263.4	36:28.689	7	2	1:47.897	34.595	36.312	36.990	270.7	13:34.620							
18	2	1:48.788	34.435	37.011	37.342	274.8	38:17.477	8	2	1:53.323 B	34.983	36.136	42.204	269.3	15:27.943							
19	2	1:48.558	34.409	36.952	37.197	278.4	40:06.035	9	1	4:27.574	3:12.290	37.880	37.404	179.1	19:55.517							
20	2	1:49.112	34.372	37.302	37.438	277.6	41:55.147	10	1	1:49.186	35.137	36.842	37.207	268.7	21:44.703							
21	2	1:58.036 B	34.796	37.206	46.034	255.9	43:53.183	11	1	1:49.368	34.697	36.710	37.961	270.7	23:34.071							
22	1	4:23.625	3:07.019	38.017	38.589	199.6	48:16.808	12	1	1:51.445	36.336	38.082	37.027	203.4	25:25.516							
23	1	1:48.783	34.821	37.124	36.838	271.4	50:05.591	13	1	1:50.961	36.552	37.039	37.370	233.8	27:16.477							
24	1	1:48.946	34.533	37.383	37.030	269.3	51:54.537	14	1	1:58.670	40.080	39.601	38.989	248.8	29:15.147							
25	1	1:48.481	34.701	36.996	36.784	265.4	53:43.018	15	1	2:15.108 B	34.618	37.370	1:03.120	270.0	31:30.255							
26	1	1:47.899	34.305	36.785	36.809	276.2	55:30.917	16	1	4:05.228	2:42.432	39.451	43.345	175.9	35:35.483							
27	1	1:48.053	34.499	36.702	36.852	272.0	57:18.970	17	1	1:54.075	35.708	39.017	39.350	262.8	37:29.558							
28	1	1:48.228	34.696	36.688	36.844	274.1	59:07.198	18	1	1:57.301 B	35.080	37.261	44.960	270.0	39:26.859							
29	1	1:48.382	34.892	36.721	36.769	278.4	1:00:55.580	19	1	4:20.814	3:04.468	38.414	37.932	110.1	43:47.673							
76 Reiter Engineering <small>Ligier JS P320 - Nissan</small>								20								1	1:52.395	35.237	37.460	39.698	238.4	45:40.068
1. Freddie HUNT <small>LMP3</small>								21								1	1:49.538	34.848	37.018	37.672	272.0	47:29.606
2. Mads SILJHAUG								22								1	1:48.759	35.096	36.834	36.829	268.0	49:18.365
1	2	2:44.230	1:25.820	38.866	39.544	160.0	2:44.230	23	1	1:48.206	34.684	36.281	37.241	270.7	51:06.571							
2	2	1:46.861	34.430	36.258	36.173	276.2	4:31.091	24	1	1:56.494 B	35.234	37.523	43.737	270.7	53:03.065							
3	2	1:46.170	34.403	35.870	35.897	278.4	6:17.261	25	2	3:21.050	2:06.557	37.569	36.924	210.9	56:24.115							
4	2	1:45.683	34.018	36.063	35.602	279.1	8:02.944	26	2	1:48.642	34.381	37.744	36.517	273.4	58:12.757							
5	2	1:47.514	33.988	36.119	37.407	279.1	9:50.458	27	2	1:46.516	34.398	35.997	36.121	272.7	59:59.273							
6	2	1:47.974	34.260	37.680	36.034	279.1	11:38.432	28	2	1:46.025	34.335	35.738	35.952	272.7	1:01:45.298							
7	2	1:45.397	33.927	35.581	35.889	276.9	13:23.829	77 GMB Motorsport <small>Honda NSX GT3</small>														
8	2	1:54.519 B	34.319	35.522	44.678	277.6	15:18.348	1. Mikkel O. PEDERSEN <small>GT3</small>														
9	1	4:20.693	3:00.866	37.868	41.959	212.6	19:39.041	2. Lars Engelbrecht PEDERSEN														
10	1	1:47.113	34.229	36.228	36.656	278.4	21:26.154	1	1	3:31.344	2:06.803	42.274	42.267	97.5	3:31.344							
11	1	1:47.501	34.004	35.965	37.532	279.1	23:13.655	2	1	1:53.384	35.587	38.560	39.237	264.7	5:24.728							
12	1	1:54.855	34.336	39.506	41.013	278.4	25:08.510	3	1	1:50.545	35.241	37.558	37.746	264.7	7:15.273							
13	1	1:48.555	35.551	36.228	36.776	277.6	26:57.065	4	1	1:50.410	35.213	37.512	37.685	262.8	9:05.683							



Michelin Le Mans Cup

Monza Round

Free Practice 1

MONZA 5.793 m.

Sector Analysis

Lap under Red Flag Invalidated Lap Personal Best Session Best B Crossing the pit lane

Lap	D	Time	Sector 1	Sector 2	Sector 3	T. Spd	Elapsed	Lap	D	Time	Sector 1	Sector 2	Sector 3	T. Spd	Elapsed
5	1	1:50.336	35.181	37.360	37.795	263.4	10:56.019								
6	1	1:56.995 B	35.571	38.004	43.420	265.4	12:53.014								
7	2	4:28.299	3:07.132	40.550	40.617	199.3	17:21.313								
8	2	1:58.395	36.702	39.643	42.050	259.6	19:19.708								
9	2	1:58.957	36.934	41.562	40.461	260.9	21:18.665								
10	2	1:56.917	36.405	39.731	40.781	262.1	23:15.582								
11	2	1:57.426	36.834	40.252	40.340	262.1	25:13.008								
12	2	1:56.060	36.230	39.836	39.994	260.9	27:09.068								
13	2	1:56.893	36.172	40.138	40.583	262.1	29:05.961								
14	2	1:57.797	36.102	41.081	40.614	263.4	31:03.758								
15	2	2:03.744 B	36.195	39.816	47.733	264.1	33:07.502								
16	2	3:31.630	2:11.595	39.915	40.120	202.2	36:39.132								
17	2	1:56.022	36.428	39.754	39.840	262.8	38:35.154								
18	2	1:56.685	36.868	40.023	39.794	264.1	40:31.839								
19	2	1:54.819	36.052	39.108	39.659	263.4	42:26.658								
20	2	1:55.025	36.176	39.023	39.826	263.4	44:21.683								
21	2	1:54.720	35.994	39.000	39.726	264.7	46:16.403								
22	2	2:04.066 B	36.562	39.899	47.605	260.9	48:20.469								
23	1	3:38.978	2:21.420	39.009	38.549	204.9	51:59.447								
24	1	1:51.136	35.332	37.977	37.827	264.7	53:50.583								
25	1	1:51.147	35.306	37.804	38.037	264.1	55:41.730								
26	1	1:51.635	35.364	37.940	38.331	266.0	57:33.365								
27	1	1:51.041	35.323	37.790	37.928	266.0	59:24.406								
28	1	2:00.076 B	35.274	38.785	46.017	264.7	1:01:24.482								

99	Bullitt Racing	Aston Martin Vantage GT3
	1. Stephen PATTRICK	GT3
	2. Valentin HASSE-CLOT	

1	2	3:22.016	1:46.495	50.654	44.867	104.4	3:22.016
2	2	2:08.942	42.496	44.912	41.534	169.0	5:30.958
3	2	2:08.427 B	39.283	39.383	49.761	224.5	7:39.385
4	2	4:16.787	3:00.640	37.972	38.175	207.3	11:56.172
5	2	1:49.883	35.101	37.238	37.544	268.0	13:46.055
6	2	1:55.997 B	35.149	37.113	43.735	268.0	15:42.052
7	1	4:23.915	3:03.818	40.616	39.481	177.9	20:05.967
8	1	1:56.312	35.879	40.382	40.051	260.9	22:02.279
9	1	1:54.989	35.612	40.127	39.250	260.2	23:57.268
10	1	1:53.747	35.716	38.875	39.156	261.5	25:51.015
11	1	2:00.728	35.780	45.198	39.750	238.4	27:51.743
12	1	1:53.877	35.564	38.929	39.384	258.4	29:45.620
13	1	1:55.887	36.594	39.215	40.078	247.1	31:41.507
14	1	1:53.744	35.609	39.108	39.027	266.0	33:35.251
15	1	1:53.956	35.860	38.896	39.200	244.3	35:29.207
16	1	1:53.204	35.532	38.771	38.901	266.7	37:22.411
17	1	2:02.753 B	37.027	39.075	46.651	223.1	39:25.164
18	2	4:22.203	2:58.452	43.488	40.263	208.9	43:47.367
19	2	1:50.344	35.211	37.392	37.741	269.3	45:37.711
20	2	1:59.612 B	35.221	37.966	46.425	270.0	47:37.323
21	1	4:52.556	3:34.437	39.091	39.028	195.3	52:29.879
22	1	1:56.917	36.013	40.894	40.010	237.4	54:26.796
23	1	1:55.235	35.704	39.824	39.707	264.7	56:22.031
24	1	1:55.950	35.530	39.817	40.603	268.7	58:17.981
25	1	2:09.086 B	35.890	41.823	51.373	267.3	1:00:27.067