

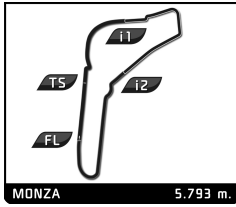
Michelin Le Mans Cup

Monza Round

Bronze Driver Collective Test

Sector Analysis

Lap under Red Flag											Invalidated Lap	Personal Best	Session Best	B Crossing the pit lane		
Lap	D	Time	Sector 1	Sector 2	Sector 3	T. Spd	Elapsed	Lap	D	Time	Sector 1	Sector 2	Sector 3	T. Spd	Elapsed	
2	United Autosports 1. Andrew HADDON 2. Max LYNN							Ligier JS P320 - Nissan LMP3								
	1	1	2:38.099	1:14.680	43.060	40.359	171.7	2:38.099	1	1	2:22.593	1:00.602	41.527	40.464	161.2	2:22.593
	2	1	1:52.349	35.608	38.327	38.414	254.1	4:30.448	2	1	1:53.706	35.701	38.405	39.600	257.8	4:16.299
	3	1	1:52.128	35.083	38.020	39.025	262.1	6:22.576	3	1	1:50.414	34.861	37.681	37.872	274.8	6:06.713
	4	1	1:51.114	34.722	37.685	38.707	272.0	8:13.690	4	1	1:51.337	35.615	38.257	37.465	216.9	7:58.050
	5	1	1:51.249	35.088	37.715	38.446	259.6	10:04.939	5	1	1:49.208	34.836	37.380	36.992	274.1	9:47.258
	6	1	1:51.224	35.443	37.705	38.076	220.9	11:56.163	6	1	1:48.367	34.377	37.059	36.931	279.1	11:35.625
	7	1	1:50.005	34.651	37.525	37.829	272.7	13:46.168	7	1	1:48.558	34.365	37.081	37.112	277.6	13:24.183
	8	1	2:03.774 B	34.864	39.008	49.902	265.4	15:49.942	8	1	1:49.569	35.258	37.262	37.049	276.2	15:13.752
	9	1	5:11.377	3:48.738	43.389	39.250	200.7	21:01.319	9	1	1:48.831	34.590	37.179	37.062	277.6	17:02.583
	10	1	1:50.412	35.073	37.519	37.820	264.7	22:51.731	10	1	1:57.458 B	34.746	37.226	45.486	278.4	19:00.041
	11	1	1:49.874	34.700	37.536	37.638	273.4	24:41.605	11	1	3:46.571	2:28.812	39.956	37.803	166.7	22:46.612
	12	1	1:51.258	35.985	37.705	37.568	244.9	26:32.863	12	1	1:49.131	34.680	37.174	37.277	274.1	24:35.743
13	1	2:05.408 B	34.851	38.185	52.372	263.4	28:38.271	13	1	1:47.836	34.174	36.851	36.811	275.5	26:23.579	
14	1	3:25.814 B						14	1	3:25.814 B	1:12.769	42.437	1:30.608	277.6	29:49.393	
3	DKR Engineering 1. Jon BROWNSON 2. Laurents HORR							Duqueine M30 - D08 - Nissan LMP3								
	1	1	3:36.739 B	2:05.688	40.507	50.544	138.5	3:36.739	1	1	2:20.839	1:02.756	38.794	39.289	192.5	2:20.839
	2	1	2:41.497	1:25.171	38.482	37.844	182.1	6:18.236	2	1	1:49.464	35.192	36.774	37.498	268.0	4:10.303
	3	1	1:49.981	35.359	37.380	37.242	272.0	8:08.217	3	1	1:54.372	35.246	40.031	39.095	271.4	6:04.675
	4	1	1:49.078	34.885	37.255	36.938	273.4	9:57.295	4	1	1:47.744	34.532	36.394	36.818	272.7	7:52.419
	5	1	1:48.423	34.566	36.809	37.048	274.8	11:45.718	5	1	1:51.868	34.749	37.495	39.624	273.4	9:44.287
	6	1	1:50.091	34.571	37.538	37.982	273.4	13:35.809	6	1	1:47.710	34.448	36.556	36.706	273.4	11:31.997
	7	1	1:49.443	35.564	37.018	36.861	273.4	15:25.252	7	1	1:49.719	34.416	37.392	37.911	272.7	13:21.716
	8	1	1:48.597	34.850	36.909	36.838	272.7	17:13.849	8	1	1:47.222	34.534	36.308	36.380	272.7	15:08.938
	9	1	1:50.148	34.735	38.318	37.095	272.7	19:03.997	9	1	1:47.115	34.611	36.153	36.351	272.0	16:56.053
	10	1	1:48.277	34.523	36.896	36.858	274.8	20:52.274	10	1	1:46.738	34.129	36.210	36.399	272.7	18:42.791
	11	1	1:49.020	35.619	36.628	36.773	274.8	22:41.294	11	1	1:50.694	34.402	39.699	36.593	274.1	20:33.485
	12	1	1:48.187	34.667	36.691	36.829	272.0	24:29.481	12	1	1:47.867	34.413	37.029	36.425	275.5	22:21.352
13	1	1:50.816	35.073	39.000	36.743	270.7	26:20.297	13	1	1:47.171	34.628	36.249	36.294	272.7	24:08.523	
14	1	2:01.495 B	34.737	36.523	50.235	272.0	28:21.792	14	1	1:46.821	34.339	36.117	36.365	272.7	25:55.344	
15	1	2:08.409 B						15	1	2:08.409 B	34.224	36.320	57.865	272.7	28:03.753	
4	Nielsen Racing 1. John MELSON 2. Matthew BELL							Duqueine M30 - D08 - Nissan LMP3								
	1	1	2:18.480	57.346	40.955	40.179	193.9	2:18.480	1	1	2:53.737	1:32.138	40.087	41.512	152.3	2:53.737
	2	1	1:51.325	35.798	37.305	38.222	244.3	4:09.805	2	1	1:52.470	36.446	37.723	38.301	235.8	4:46.207
	3	1	1:51.965	35.534	38.890	37.541	272.7	6:01.770	3	1	1:49.800	34.821	37.465	37.514	272.0	6:36.007
	4	1	1:49.712	34.774	36.990	37.948	274.1	7:51.482	4	1	1:48.971	34.764	36.949	37.258	273.4	8:24.978
	5	1	1:49.986	35.299	37.535	37.152	274.1	9:41.468	5	1	1:48.643	34.580	36.842	37.221	274.1	10:13.621
	6	1	1:48.293	34.793	36.546	36.954	273.4	11:29.761	6	1	1:48.578	34.559	36.760	37.259	276.2	12:02.199
	7	1	1:47.477	34.398	36.411	36.668	272.7	13:17.238	7	1	1:57.497 B	35.072	37.330	45.095	264.7	13:59.696
	8	1	1:47.854	34.698	36.530	36.626	272.0	15:05.092	8	1	4:49.078	3:34.386	37.345	37.347	202.6	18:48.774
	9	1	1:54.424 B	34.577	36.399	43.457	273.4	16:59.516	9	1	1:48.281	34.681	36.549	37.051	272.7	20:37.055
	10	1	4:34.453	3:12.948	40.432	41.073	175.0	21:33.969	10	1	1:47.994	34.418	36.735	36.841	276.2	22:25.049
	11	1	1:51.632	35.994	37.920	37.718	223.6	23:25.601	11	1	1:47.645	34.754	36.250	36.641	273.4	24:12.694
	12	1	1:49.186	35.306	36.938	36.942	261.5	25:14.787	12	1	1:47.368	34.386	36.370	36.612	274.1	26:00.062
13	1	1:46.441	34.303	35.829	36.309	272.0	27:01.228	13	1	2:09.820 B	34.195	36.323	59.302	275.5	28:09.882	
14	1	2:45.501 B	37.374	38.552	1:29.575	175.9	29:46.729									
5	Nielsen Racing 1. Anthony WELLS 2. Colin NOBLE							Ligier JS P320 - Nissan LMP3								
	1	1	2:20.839	1:02.756	38.794	39.289	192.5	2:20.839	1	1	2:22.593	1:00.602	41.527	40.464	161.2	2:22.593
	2	1	1:49.464	35.192	36.774	37.498	268.0	4:10.303	2	1	1:53.706	35.701	38.405	39.600	257.8	4:16.299
	3	1	1:54.372	35.246	40.031	39.095	271.4	6:04.675	3	1	1:50.414	34.861	37.681	37.872	274.8	6:06.713
	4	1	1:47.744	34.532	36.394	36.818	272.7	7:52.419	4	1	1:51.337	35.615	38.257	37.465	216.9	7:58.050
	5	1	1:51.868	34.749	37.495	39.624	273.4	9:44.287	5	1	1:49.208	34.836	37.380	36.992	274.1	9:47.258
	6	1	1:47.710	34.448	36.556	36.706	273.4	11:31.997	6	1	1:48.367	34.377	37.059	36.931	279.1	11:35.625
	7	1	1:49.719	34.416	37.392	37.911	272.7	13:21.716	7	1	1:48.558	34.365	37.081	37.112	277.6	13:24.183
	8	1	1:47.222	34.534	36.308	36.380	272.7	15:08.938	8	1	1:49.569	35.258	37.262	37.049	276.2	15:13.752
	9	1	1:47.115	34.611	36.153	36.351	272.0	16:56.053	9	1	1:48.831	34.590	37.179	37.062	277.6	17:02.583
	10	1	1:46.738	34.129	36.210	36.399	272.7	18:42.791	10	1	1:57.458 B	34.746	37.226	45.486	278.4	19:00.041
	11	1	1:50.694	34.402	39.699	36.593	274.1	20:33.485	11	1	3:46.571	2:28.812	39.956	37.803	166.7	22:46.612
	12	1	1:47.867	34.413	37.029	36.425	275.5	22:21.352	12	1	1:49.131	34.680	37.174	37.277	274.1	24:35.743
13	1	1:47.171	34.628	36.249	36.294	272.7	24:08.523	13	1	1:47.836	34.174	36.851	36.811	275.5	26:23.579	
14	1	1:46.821	34.339	36.117	36.365	272.7	25:55.344	14	1	3:25.814 B	1:12.769	42.437	1:30.608	277.6	29:49.393	
15	1	2:08.409 B	34.224	36.320	57.865	272.7	28:03.753									
6	ANS Motorsport 1. Jonathan BROSSARD 2. Nicolas SCHATZ							Ligier JS P320 - Nissan LMP3								
	1	1	2:47.878	1:25.667	42.346	39.865	174.2	2:47.878	1	1	2:53.737	1:32.138	40.087	41.512	152.3	2:53.737
	2	1	1:49.056	35.025	37.010	37.021	270.0	4:36.934	2	1	1:52.470	36.446	37.723	38.301	235.8	4:46.207



Michelin Le Mans Cup

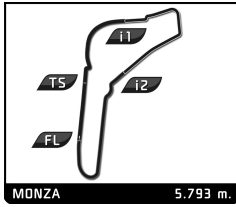
Monza Round

Bronze Driver Collective Test

Sector Analysis

Lap under Red Flag Invalidated Lap Personal Best Session Best B Crossing the pit lane

Lap	D	Time	Sector 1	Sector 2	Sector 3	T. Spd	Elapsed	Lap	D	Time	Sector 1	Sector 2	Sector 3	T. Spd	Elapsed
3	1	1:52.822	34.400	36.436	41.986	274.8	6:29.756	9	2	1:49.262	34.729	37.515	37.018	272.7	19:58.142
4	1	1:48.063	34.274	36.320	37.469	275.5	8:17.819	10	2	1:47.457	34.207	36.416	36.834	277.6	21:45.599
5	1	1:47.288	34.185	36.362	36.741	276.2	10:05.107	11	2	1:48.805	34.202	37.694	36.909	276.2	23:34.404
6	1	1:46.782	33.976	36.352	36.454	281.2	11:51.889	12	2	1:47.386	34.178	36.063	37.145	274.8	25:21.790
7	1	1:51.612	35.089	37.635	38.888	230.8	13:43.501	20 Optimum Motorsport <small>Duqueine M30 - D08 - Nissan</small>							
8	1	1:54.068 B	34.183	36.347	43.538	277.6	15:37.569	1. Mark CRADER <small>LMP3</small>							
9	1	5:13.216	3:57.032	37.986	38.198	206.9	20:50.785	2. Alex MORTIMER							
10	1	1:47.372	34.490	36.394	36.488	264.7	22:38.157	1	1	2:38.976	1:19.601	40.552	38.823	156.7	2:38.976
11	1	1:46.545	34.217	35.848	36.480	276.9	24:24.702	2	1	1:51.905	35.423	38.169	38.313	243.2	4:30.881
12	1	1:45.303	33.892	35.643	35.768	276.2	26:10.005	3	1	1:52.106	35.031	38.126	38.949	267.3	6:22.987
13	1	2:09.321 B	33.724	35.657	59.940	276.9	28:19.326	4	1	1:49.689	34.648	37.755	37.286	277.6	8:12.676
11 WTM Racing <small>Duqueine M30 - D08 - Nissan</small>								20 Optimum Motorsport <small>Duqueine M30 - D08 - Nissan</small>							
1. Torsten KRATZ <small>LMP3</small>								1. Mark CRADER <small>LMP3</small>							
2. Leonard WEISS								2. Alex MORTIMER							
1	1	2:13.807	53.850	39.965	39.992	190.1	2:13.807	1	1	1:49.689	34.648	37.755	37.286	277.6	8:12.676
2	1	1:49.254	34.969	37.082	37.203	268.0	4:03.061	5	1	1:49.141	34.746	36.994	37.401	276.2	10:01.817
3	1	1:48.277	34.703	36.913	36.661	266.0	5:51.338	6	1	1:49.482	34.799	37.254	37.429	276.9	11:51.299
4	1	1:47.479	34.243	36.447	36.789	277.6	7:38.817	7	1	1:49.460	35.353	37.059	37.048	225.0	13:40.759
5	1	1:50.959	34.230	37.139	39.590	276.9	9:29.776	8	1	1:48.639	34.490	37.055	37.094	275.5	15:29.398
6	1	1:55.046 B	34.422	36.890	43.734	272.0	11:24.822	9	1	1:48.869	34.571	37.130	37.168	276.9	17:18.267
7	1	4:21.194	3:02.044	38.255	40.895	172.2	15:46.016	10	1	1:58.348 B	34.660	37.791	45.897	274.1	19:16.615
8	1	1:47.262	34.462	36.266	36.534	269.3	17:33.278	11	1	4:19.504	3:02.566	39.216	37.722	169.3	23:36.119
9	1	1:46.863	34.148	36.506	36.209	277.6	19:20.141	12	1	1:49.083	35.002	37.115	36.966	263.4	25:25.202
10	1	1:46.073	34.125	35.917	36.031	275.5	21:06.214	13	1	1:53.913	34.384	36.321	43.208	276.9	27:19.115
11	1	1:49.183	34.419	36.202	38.562	278.4	22:55.397	14	1	3:00.483 B	35.516	48.887	1:36.080	241.6	30:19.598
12	1	1:46.202	34.248	35.924	36.030	277.6	24:41.599	22 United Autosports <small>Ligier JS P320 - Nissan</small>							
13	1	1:56.767 B	34.925	37.007	44.835	264.1	26:38.366	1. Andres LATORRE <small>LMP3</small>							
13 Haegeli by T2 Racing <small>Duqueine M30 - D08 - Nissan</small>								2. Garnet PATTERSON							
1. Pieder DECURTINS <small>LMP3</small>								1. Andres LATORRE <small>LMP3</small>							
2. Marc BASSENG								2. Garnet PATTERSON							
1	1	3:28.879	2:07.383	40.551	40.945	189.1	3:28.879	1	1	2:16.216	54.908	40.509	40.799	204.2	2:16.216
2	1	2:00.867 B	35.657	38.993	46.217	255.9	5:29.746	2	1	1:53.029	35.903	38.657	38.469	260.9	4:09.245
3	1	3:23.631	2:08.162	38.326	37.143	198.9	8:53.377	3	1	1:51.576	35.166	38.193	38.217	272.0	6:00.821
4	1	1:48.193	34.489	36.815	36.889	274.1	10:41.570	4	1	1:50.281	35.052	37.379	37.850	274.1	7:51.102
5	1	1:54.930 B	34.457	36.817	43.656	273.4	12:36.500	5	1	1:57.491	35.214	37.785	44.492	271.4	9:48.593
6	1	4:24.068	3:07.569	38.648	37.851	171.2	17:00.568	6	1	1:55.948	37.238	38.800	39.910	274.8	11:44.541
7	1	1:48.606	34.632	36.951	37.023	273.4	18:49.174	7	1	1:50.950	35.214	37.854	37.882	272.0	13:35.491
8	1	1:50.346	34.718	36.855	38.773	268.0	20:39.520	8	1	1:58.391 B	34.967	39.859	43.565	271.4	15:33.882
9	1	1:50.072	34.189	38.232	37.651	278.4	22:29.592	9	1	3:33.509	2:13.396	40.310	39.803	170.9	19:07.391
10	1	1:46.705	34.404	36.067	36.234	274.1	24:16.297	10	1	1:51.282	34.982	38.402	37.898	274.8	20:58.673
11	1	1:46.749	34.279	36.142	36.328	276.2	26:03.046	11	1	1:49.392	34.866	37.099	37.427	274.8	22:48.065
12	1	2:08.538 B	34.102	35.947	58.489	277.6	28:11.584	12	1	1:48.891	34.662	37.045	37.184	276.2	24:36.956
14 DKR Engineering <small>Duqueine M30 - D08 - Nissan</small>								13 United Autosports <small>Ligier JS P320 - Nissan</small>							
1. James WINSLOW <small>LMP3</small>								1. John SCHAUERMAN <small>LMP3</small>							
2. Alexander BUKHANTSOV								2. Wayne BOYD							
1	2	2:34.569	1:11.146	42.403	41.020	177.6	2:34.569	1	1	2:04.646	45.650	40.289	38.707	172.2	2:04.646
2	2	1:53.117	35.687	38.465	38.965	259.0	4:27.686	2	1	1:49.813	34.830	38.024	36.959	272.7	3:54.459
3	2	1:51.691	34.967	38.054	38.670	267.3	6:19.377	3	1	1:47.539	34.404	36.786	36.349	274.8	5:41.998
4	2	1:59.101	36.101	44.153	38.847	249.4	8:18.478	4	1	1:46.784	34.134	36.560	36.090	276.9	7:28.782
5	2	1:54.631	38.139	37.856	38.636	274.8	10:13.109	5	1	1:48.669	34.551	37.757	36.361	270.7	9:17.451
6	2	1:48.678	34.249	36.857	37.572	276.2	12:01.787	6	1	1:46.708	34.074	36.258	36.376	275.5	11:04.159
7	2	1:54.817 B	34.559	36.828	43.430	275.5	13:56.604	7	1	1:47.780	34.143	36.415	37.222	276.9	12:51.939
8	2	4:12.276	2:52.427	39.935	39.914	176.8	18:08.880	8	1	1:49.802	34.137	36.266	39.399	276.9	14:41.741
								9 1 1:46.859 34.430 36.278 36.151 272.0 16:28.600							
								10 1 1:46.637 33.949 36.397 36.291 276.9 18:15.237							
								11 1 1:54.202 B 34.272 36.851 43.079 271.4 20:09.439							



Michelin Le Mans Cup

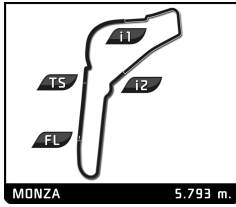
Monza Round

Bronze Driver Collective Test

Sector Analysis

Lap under Red Flag Invalidated Lap Personal Best Session Best B Crossing the pit lane

Lap	D	Time	Sector 1	Sector 2	Sector 3	T. Spd	Elapsed	Lap	D	Time	Sector 1	Sector 2	Sector 3	T. Spd	Elapsed
43 Racing Spirit of Leman Ligier JS P320 - Nissan LMP3 1.Jacques WOLFF 2.Josh SKELTON															
1	1	2:31.804	1:12.840	40.252	38.712	169.5	2:31.804								
2	1	1:50.062	35.022	37.731	37.309	271.4	4:21.866								
3	1	1:49.033	34.841	36.859	37.333	272.7	6:10.899								
4	1	1:50.830	35.292	37.145	38.393	260.2	8:01.729								
5	1	1:48.131	34.641	36.646	36.844	274.8	9:49.860								
6	1	1:48.517	34.910	36.803	36.804	277.6	11:38.377								
7	1	1:47.907	34.302	36.761	36.844	275.5	13:26.284								
8	1	1:55.793 B	34.630	37.640	43.523	276.9	15:22.077								
9	1	4:10.578	2:55.126	37.932	37.520	198.5	19:32.655								
10	1	1:48.755	35.368	36.627	36.760	227.4	21:21.410								
11	1	1:48.074	34.469	37.244	36.361	276.2	23:09.484								
12	1	1:47.998	34.379	36.158	37.461	275.5	24:57.482								
13	1	1:47.291	34.093	36.179	37.019	275.5	26:44.773								
14	1	2:18.777 B	34.407	36.034	1:08.336	275.5	29:03.550								
44 GMB Motorsport Honda NSX GT3 GT3 1.Gustav BIRCH 2.Jens MØLLER															
1	2	3:40.938	2:09.196	48.238	43.504	202.2	3:40.938								
2	2	1:53.985	35.864	39.019	39.102	263.4	5:34.923								
3	2	1:52.783	35.803	38.486	38.494	267.3	7:27.706								
4	2	1:53.688	35.633	39.267	38.788	266.0	9:21.394								
5	2	1:52.178	35.686	37.999	38.493	268.0	11:13.572								
6	2	1:52.179	35.610	38.181	38.388	266.0	13:05.751								
7	2	2:00.284 B	36.011	39.663	44.610	264.7	15:06.035								
8	2	4:26.103	3:04.248	42.048	39.807	170.6	19:32.138								
9	2	2:02.630	36.990	42.825	42.815	266.7	21:34.768								
10	2	1:55.783	36.926	40.514	38.343	264.1	23:30.551								
11	2	1:52.236	35.627	38.138	38.471	264.1	25:22.787								
12	2	2:02.270 B	35.331	37.611	49.328	267.3	27:25.057								
45 RLR M Sport Ligier JS P320 - Nissan LMP3 1.Simon BUTLER 2.Valentino CATALANO															
1	1	3:49.232	2:23.005	42.747	43.480	140.4	3:49.232								
2	1	1:57.303	36.679	40.269	40.355	228.8	5:46.535								
3	1	1:53.325	35.588	38.863	38.874	260.9	7:39.860								
4	1	1:55.078		34.995	40.601	39.482	270.0	9:34.938							
5	1	1:51.698	35.009	38.232	38.457	272.0	11:26.636								
6	1	1:57.018	39.240	39.499	38.279	272.7	13:23.654								
7	1	1:54.044	36.308	38.958	38.778	261.5	15:17.698								
8	1	1:51.672	35.316	38.346	38.010	259.0	17:09.370								
9	1	1:54.660	37.009	39.260	38.391	176.5	19:04.030								
10	1	2:06.776 B	36.478	38.872	51.426	216.0	21:10.806								
11	1	3:48.469	2:28.549	39.324	40.596	185.6	24:59.275								
12	1	1:53.057	35.236	38.951	38.870	270.0	26:52.332								
13	1	2:34.752 B	38.002	38.679	1:18.071	189.8	29:27.084								
46 Ebimotors Porsche 911 GT3 R GT3 1.Emanuele BUSNELLI 2.Fabio BABINI															
1	1	4:05.806	2:36.752	44.695	44.359	199.6	4:05.806								
2	1	2:02.533	36.896	43.106	42.531	256.5	6:08.339								
3	1	1:53.584	35.723	38.665	39.196	264.1	8:01.923								
4	1	1:55.464	37.714	38.802	38.948	255.9	9:57.387								
5	1	1:53.446	35.688	39.071	38.687	267.3	11:50.833								
6	1	1:55.199	35.922	39.967	39.310	266.0	13:46.032								
7	1	1:55.602	36.129	39.560	39.913	264.7	15:41.634								
8	1	1:52.961	35.475	38.622	38.864	262.8	17:34.595								
9	1	1:53.044	35.531	38.684	38.829	266.7	19:27.639								
10	1	1:52.216	35.187	38.352	38.677	268.7	21:19.855								
11	1	2:00.285 B	35.241	38.958	46.086	267.3	23:20.140								
12	1	4:47.050	3:18.961	39.274	48.815	207.3	28:07.190								
13	1	3:38.568 B	43.874	1:17.347	1:37.347	260.9	31:45.758								
53 RLR M Sport Ligier JS P320 - Nissan LMP3 1.Simon BUTLER 2.Valentino CATALANO															
1	1	3:49.232	2:23.005	42.747	43.480	140.4	3:49.232								
2	1	1:57.303	36.679	40.269	40.355	228.8	5:46.535								
3	1	1:53.325	35.588	38.863	38.874	260.9	7:39.860								
4	1	1:55.078		34.995	40.601	39.482	270.0	9:34.938							
5	1	1:51.698	35.009	38.232	38.457	272.0	11:26.636								
6	1	1:57.018	39.240	39.499	38.279	272.7	13:23.654								
7	1	1:54.044	36.308	38.958	38.778	261.5	15:17.698								
8	1	1:51.672	35.316	38.346	38.010	259.0	17:09.370								
9	1	1:54.660	37.009	39.260	38.391	176.5	19:04.030								
10	1	2:06.776 B	36.478	38.872	51.426	216.0	21:10.806								
11	1	3:48.469	2:28.549	39.324	40.596	185.6	24:59.275								
12	1	1:53.057	35.236	38.951	38.870	270.0	26:52.332								
13	1	2:34.752 B	38.002	38.679	1:18.071	189.8	29:27.084								
55 GMB Motorsport Honda NSX GT3 GT3 1.Kasper H. JENSEN 2.Kristian POULSEN															
1	2	2:35.627	1:14.602	39.786	41.239	170.9	2:35.627								
2	2	1:53.566	35.934	38.492	39.140	261.5	4:29.193								
3	2	1:55.116	36.038	38.225	40.853	264.1	6:24.309								
4	2	2:01.368 B	35.622	39.003	46.743	266.7	8:25.677								
5	2	3:39.350	2:16.908	40.444	41.998	168.5	12:05.027								
6	2	1:53.858	36.378	38.781	38.699	254.7	13:58.885								
7	2	1:52.110	35.623	37.835	38.652	264.7	15:50.995								
8	2	1:51.551	35.633	37.806	38.112	264.7	17:42.546								
9	2	1:52.686	35.419	38.497	38.770	266.0	19:35.232								
10	2	1:55.726	35.917	39.087	40.722	266.7	21:30.958								
11	2	1:51.656	35.697	37.677	38.282	267.3	23:22.614								
12	2	2:05.108 B	35.669	40.432	49.007	266.0	25:27.722								
57 GRAFF Racing Ligier JS P320 - Nissan LMP3 1.Stephan RUPP 2.Ryan HARPER-ELLAM															
1	1	3:32.285	2:07.340	42.111	42.834	178.8	3:32.285								
2	1	1:53.218	36.359	38.473	38.386	231.8	5:25.503								
3	1	1:51.473	35.152	38.165	38.156	268.7	7:16.976								
4	1	1:51.119	35.380	37.716	38.023	254.1	9:08.095								
5	1	1:50.970	35.075	37.940	37.955	260.9	10:59.065								
6	1	1:50.741	34.761	38.038	37.942	272.7	12:49.806								
7	1	1:51.892	34.723	37.695	39.474	271.4	14:41.698								
8	1	1:51.515	35.754	37.825	37.936	234.8	16:33.213								
9	1	1:50.012	34.777	37.355	37.880	272.0	18:23.225								
10	1	1:50.077		34.520	37.489	38.068	275.5	20:13.302							
11	1	1:49.630	34.983	37.301	37.346	269.3	22:02.932								
12	1	1:50.203	34.698	37.605	37.900	272.7	23:53.135								
13	1	1:59.685 B	34.904	37.636	47.145	272.0	25:52.820								
14	1	4:05.857 B	1:51.907	40.410	1:33.540	170.1	29:58.677								
61 AF Corse Ferrari 488 GT3 GT3 1.Gino FORGIONE 2.Andrea MONTERMINI															
1	1	2:53.543	1:27.167	43.952	42.424	170.9	2:53.543								
2	1	1:56.397	37.811	39.077	39.509	235.3	4:49.940								



Michelin Le Mans Cup

Monza Round

Bronze Driver Collective Test

Sector Analysis

Lap under Red Flag Invalidated Lap Personal Best Session Best B Crossing the pit lane

Lap	D	Time	Sector 1	Sector 2	Sector 3	T. Spd	Elapsed	Lap	D	Time	Sector 1	Sector 2	Sector 3	T. Spd	Elapsed
3	1	1:54.201	35.586	39.030	39.585	266.0	6:44.141	7	1	1:49.019	34.469	37.109	37.441	276.2	13:30.552
4	1	1:53.877	35.408	38.815	39.654	266.7	8:38.018	8	1	1:49.119	34.419	37.128	37.572	275.5	15:19.671
5	1	1:54.553	35.935	38.978	39.640	266.7	10:32.571	9	1	1:57.443 B	35.014	37.600	44.829	274.1	17:17.114
6	1	1:54.572	35.862	38.981	39.729	265.4	12:27.143	10	1	6:28.781	5:12.680	37.855	38.246	201.1	23:45.895
7	1	2:04.699 B	35.649	40.304	48.746	266.0	14:31.842	11	1	1:49.402	34.950	37.103	37.349	264.7	25:35.297
8	1	4:38.073	3:14.011	42.860	41.202	146.1	19:09.915	12	1	1:49.622	34.573	36.973	38.076	270.7	27:24.919
9	1	1:54.983	35.912	39.591	39.480	269.3	21:04.898	13	1	3:19.401 B	34.803	1:06.639	1:37.959	266.7	30:44.320
10	1	1:53.445	35.829	38.822	38.794	268.7	22:58.343								
11	1	1:55.060	35.467	40.318	39.275	266.7	24:53.403								
12	1	1:53.693	35.624	38.568	39.501	262.8	26:47.096								
13	1	2:29.245 B	35.413	38.978	1:14.854	264.1	29:16.341								

66		Rinaldi Racing	Duqueine M30 - D08 - Nissan												
		1. Steve PARROW	LMP3												
		2. Daniel KEILWITZ													
1	1	3:22.543	2:01.879	40.237	40.427	184.6	3:22.543								
2	1	1:52.603	35.431	38.200	38.972	258.4	5:15.146								
3	1	1:51.008	35.154	37.556	38.298	267.3	7:06.154								
4	1	1:50.712	34.980	37.688	38.044	266.7	8:56.866								
5	1	1:50.580	35.006	37.526	38.048	274.8	10:47.446								
6	1	2:00.795 B	34.986	38.428	47.381	270.7	12:48.241								
7	1	5:42.402	4:23.240	39.508	39.654	157.4	18:30.643								
8	1	1:50.956	35.662	37.574	37.720	250.0	20:21.599								
9	1	1:49.283	34.912	36.972	37.399	275.5	22:10.882								
10	1	1:49.434	35.047	36.783	37.604	268.7	24:00.316								
11	1	1:57.567 B	34.779	37.060	45.728	268.7	25:57.883								

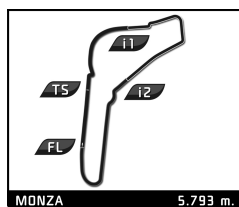
69		COOL Racing	Ligier JS P320 - Nissan												
		1. Maurice SMITH	LMP3												
		2. Malthe JAKOBSEN													
1	1	2:05.893	49.013	38.569	38.311	165.4	2:05.893								
2	1	1:50.528	35.176	38.020	37.332	268.7	3:56.421								
3	1	1:49.291	34.772	36.963	37.556	271.4	5:45.712								
4	1	1:49.157	34.468	37.495	37.194	274.1	7:34.869								
5	1	1:49.827	34.604	37.832	37.391	272.7	9:24.696								
6	1	1:52.347	35.555	37.583	39.209	273.4	11:17.043								
7	1	1:48.913	34.499	37.166	37.248	272.7	13:05.956								
8	1	1:48.643	34.721	37.061	36.861	272.7	14:54.599								
9	1	1:49.913	34.748	36.981	38.184	273.4	16:44.512								
10	1	1:48.279	34.594	36.645	37.040	272.7	18:32.791								
11	1	1:49.199	34.703	36.786	37.710	275.5	20:21.990								
12	1	1:49.363	35.016	37.018	37.329	279.1	22:11.353								
13	1	1:49.821	34.896	37.883	37.042	272.7	24:01.174								
14	1	1:48.908	34.770	36.890	37.248	273.4	25:50.082								
15	1	1:52.400	34.304	36.648	41.448	273.4	27:42.482								
16	1	3:27.610 B	34.421	1:16.628	1:36.561	273.4	31:10.092								

72		Team Virage	Ligier JS P320 - Nissan												
		1. Alexandre YVON	LMP3												
		2. Mathis POULET													
1	1	2:28.488	1:09.818	39.572	39.098	162.4	2:28.488								
2	1	1:50.490	35.163	37.446	37.881	268.7	4:18.978								
3	1	1:51.671	34.588	38.732	38.351	274.8	6:10.649								
4	1	1:51.438	34.781	37.524	39.133	274.1	8:02.087								
5	1	1:49.974	35.137	37.314	37.523	269.3	9:52.061								
6	1	1:49.472	34.514	37.398	37.560	276.9	11:41.533								

73		TS Corse	Duqueine M30 - D08 - Nissan												
		1. Pietro PECCENINI	LMP3												
		2. Parth GHORPADE													
1	1	2:50.058	1:25.385	42.453	42.220	150.6	2:50.058								
2	1	1:51.708	35.744	38.105	37.859	255.3	4:41.766								
3	1	1:49.422	34.857	37.311	37.254	266.7	6:31.188								
4	1	1:48.770	34.652	37.088	37.030	278.4	8:19.958								
5	1	1:49.022	34.862	37.044	37.116	279.1	10:08.980								
6	1	1:49.084	34.795	37.187	37.102	276.2	11:58.064								
7	1	1:48.982	34.730	37.247	37.005	270.7	13:47.046								
8	1	1:57.747 B	34.991	37.890	44.866	254.1	15:44.793								
9	1	4:27.879	3:09.035	40.248	38.596	150.2	20:12.672								
10	1	1:48.498	34.870	36.881	36.747	262.8	22:01.170								
11	1	1:47.728	34.468	36.571	36.689	275.5	23:48.898								
12	1	1:47.051	34.409	36.177	36.465	274.8	25:35.949								
13	1	1:54.537	34.604	36.689	43.244	272.0	27:30.486								
14	1	3:17.605 B	34.153	1:04.985	1:38.467	276.9	30:48.091								

76		Reiter Engineering	Ligier JS P320 - Nissan												
		1. Freddie HUNT	LMP3												
		2. Mads SILJEHAUG													
1	1	2:01.537	44.438	39.576	37.523	169.5	2:01.537								
2	1	1:47.188	34.354	36.555	36.279	276.9	3:48.725								
3	1	1:46.185	33.980	35.947	36.258	279.1	5:34.910								
4	1	1:45.771	33.983	35.856	35.932	280.5	7:20.681								
5	1	1:46.327	34.012	35.936	36.379	280.5	9:07.008								
6	1	1:47.292	34.159	36.164	36.969	279.1	10:54.300								
7	1	1:46.220	33.841	36.161	36.218	280.5	12:40.520								
8	1	1:53.222 B	34.106	35.872	43.244	281.2	14:33.742								
9	1	12:03.306	...	37.670	36.801	204.9	26:37.048								
10	1	2:15.928 B	34.301	36.407	1:05.220	276.9	28:52.976								

77		Team Thor	Ligier JS P320 - Nissan												
		1. Audunn GUDMUNDSSON	LMP3												
		2. Michael MARKUSSEN													
1	1	2:23.060	1:03.402	39.761	39.897	177.9	2:23.060								
2	1	1:52.138	36.087	37.882	38.169	255.3	4:15.198								
3	1	1:50.860	35.035	37.318	38.507	270.0	6:06.058								
4	1	1:48.886	34.866	36.899	37.121	270.7	7:54.944								
5	1	1:57.885 B	35.530	37.680	44.675	272.7	9:52.829								
6	1	3:16.058	1:53.524	43.072	39.462	132.5	13:08.887								
7	1	1:51.869	36.437	37.409	38.023	246.6	15:00.756								
8	1	1:48.421	34.977	36.629	36.815	271.4	16:49.177								
9	1	1:48.493	34.612	37.204	36.677	273.4	18:37.670								
10	1	1:47.659	34.542	36.456	36.661	273.4	20:25.329								
11	1	1:47.445	34.401	36.550	36.494	276.2	22:12.774								
12	1	1:49.008	34.726	37.184	37.098	271.4	24:01.782								
13	1	1:53.447	38.986	37.048	37.413	273.4	25:55.229								


MONZA 5.793 m.

Michelin Le Mans Cup

Monza Round

Bronze Driver Collective Test

Sector Analysis

Lap under Red Flag Invalidated Lap ■ Personal Best ■ Session Best **B** Crossing the pit lane

Lap	D	Time	Sector 1	Sector 2	Sector 3	T. Spd	Elapsed	Lap	D	Time	Sector 1	Sector 2	Sector 3	T. Spd	Elapsed
14	1	2:11.859 B	35.581	37.090	59.188	240.5	28:07.088								
88	GMB Motorsport Honda NSX GT3														
	1. Mikkel O. PEDERSEN							GT3							
	2. Lars Engelbrecht PEDERSEN														
1	2	3:05.370	1:40.753	42.948	41.669	152.5	3:05.370								
2	2	1:57.882	37.142	40.290	40.450	247.1	5:03.252								
3	2	1:57.272	36.444	40.271	40.557	262.1	7:00.524								
4	2	1:59.088	36.667	41.900	40.521	259.6	8:59.612								
5	2	1:56.807	36.245	40.245	40.317	262.8	10:56.419								
6	2	1:56.928	36.353	39.596	40.979	262.1	12:53.347								
7	2	1:56.466	36.282	40.027	40.157	261.5	14:49.813								
8	2	1:56.228	36.018	40.163	40.047	264.1	16:46.041								
9	2	1:55.231	35.845	39.572	39.814	263.4	18:41.272								
10	2	1:55.795	35.725	40.229	39.841	264.7	20:37.067								
11	2	1:55.423	36.113	39.271	40.039	254.7	22:32.490								
12	2	1:55.925	36.118	39.517	40.290	263.4	24:28.415								
13	2	1:55.239	35.964	39.511	39.764	263.4	26:23.654								
14	2	3:33.169 B	1:13.785	44.193	1:35.191	265.4	29:56.823								
99	Bullitt Racing Aston Martin Vantage GT3														
	1. Stephen PATTRICK							GT3							
	2. Valentin HASSE-CLOT														
1	1	2:51.232	1:27.439	41.888	41.905	175.0	2:51.232								
2	1	1:55.688	36.176	39.523	39.989	251.7	4:46.920								
3	1	1:53.370	35.613	38.791	38.966	254.1	6:40.290								
4	1	1:53.719	35.816	38.664	39.239	269.3	8:34.009								
5	1	1:52.725	35.387	38.320	39.018	266.0	10:26.734								
6	1	2:09.965	37.380	45.527	47.058	208.5	12:36.699								
7	1	1:52.749	35.326	38.480	38.943	267.3	14:29.448								
8	1	1:52.501	35.385	38.318	38.798	267.3	16:21.949								
9	1	2:03.394	35.470	43.618	44.306	269.3	18:25.343								
10	1	1:53.391	35.311	38.550	39.530	270.0	20:18.734								
11	1	2:21.647 B	48.028	42.781	50.838	263.4	22:40.381								
12	1	6:03.313 B	4:26.592	40.333	56.388	202.2	28:43.694								