

# Michelin Le Mans Cup

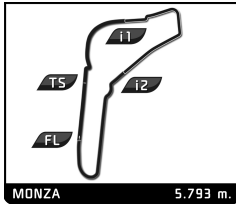
## Monza Round

### Free Practice 2

#### Sector Analysis

Lap under Red Flag   Invalidated Lap   Personal Best   Session Best   B Crossing the pit lane

Lap	D	Time	Sector 1	Sector 2	Sector 3	T. Spd	Elapsed	Lap	D	Time	Sector 1	Sector 2	Sector 3	T. Spd	Elapsed
<b>2</b> <b>United Autosports</b> Ligier JS P320 - Nissan								1.Andrew HADDON LMP3 2.Max LYNN							
1	2	2:26.910	1:08.157	40.003	38.750	201.1	2:26.910	4	1	2:41.570 B	34.818	39.233	1:27.519	271.4	8:31.430
2	2	1:51.195	36.011	37.571	37.613	264.1	4:18.105	5	1	3:04.144 B	1:41.804	37.961	44.379	208.9	11:35.574
3	2	1:48.983	35.014	36.963	37.006	268.7	6:07.088	6	1	5:30.020 B	2:32.746	1:22.493	1:34.781	78.8	17:05.594
4	2	2:37.945	34.951	1:07.092	55.902	270.7	8:45.033	7	2	5:03.003	3:38.414	47.740	36.849	78.8	22:08.597
5	2	1:48.698	35.170	36.768	36.760	270.0	10:33.731	8	2	1:47.894	34.449	37.057	36.388	270.0	23:56.491
6	2	2:10.581	34.631	36.836	59.114	272.0	12:44.312	9	2	1:47.080	34.374	36.286	36.420	272.7	25:43.571
7	2	4:22.522	1:27.388	1:22.078	1:33.056	78.7	17:06.834	10	2	1:45.850	34.272	35.707	35.871	272.0	27:29.421
8	2	4:07.106	1:27.067	1:22.245	1:17.794	79.4	21:13.940	11	2	1:47.092	34.063	36.090	36.939	272.7	29:16.513
9	2	1:51.926	35.839	38.216	37.871	269.3	23:05.866	12	2	1:53.936 B	34.943	36.462	42.531	272.7	31:10.449
10	2	1:48.599	34.904	36.870	36.825	270.7	24:54.465	13	2	4:54.725	3:41.628	36.037	37.060	213.4	36:05.174
11	2	1:49.181	35.526	36.743	36.912	274.1	26:43.646	14	2	1:46.869	34.131	35.963	36.775	272.7	37:52.043
12	2	1:47.934	34.535	36.615	36.784	275.5	28:31.580	15	2	1:46.245	34.056	36.311	35.878	273.4	39:38.288
13	2	1:54.947 B	34.428	36.854	43.665	274.1	30:26.527	16	2	1:46.158	34.113	35.985	36.060	273.4	41:24.446
14	2	4:17.443	3:03.467	36.922	37.054	184.0	34:43.970	17	2	1:47.976	34.202	36.257	37.517	266.7	43:12.422
15	2	1:49.617	34.956	37.286	37.375	266.0	36:33.587	18	2	1:47.079	34.347	36.110	36.622	266.0	44:59.501
16	2	1:48.728	35.031	36.740	36.957	275.5	38:22.315	19	2	1:52.587 B	34.243	36.040	42.304	274.1	46:52.088
17	2	1:47.563	34.445	36.503	36.615	274.1	40:09.878								
18	2	1:49.797	35.574	37.113	37.110	274.8	41:59.675								
19	2	1:48.937	34.841	36.715	37.381	274.1	43:48.612								
20	2	1:48.404	34.827	36.728	36.849	272.0	45:37.016								
21	2	1:49.095	34.810	37.103	37.182	274.8	47:26.111								
22	2	1:55.377 B	34.740	36.914	43.723	274.8	49:21.488								
23	1	4:32.208 B	3:05.378	40.629	46.201	201.9	53:53.696								
24	1	6:01.810 B	4:35.824	40.301	45.685	209.7	59:55.506								
<b>3</b> <b>DKR Engineering</b> Duqueine M30 - D08 - Nissan								1.Jon BROWNSON LMP3 2.Laurents HORR							
1	2	2:48.703	1:26.894	41.575	40.234	147.9	2:48.703								
2	2	1:55.173	37.550	38.619	39.004	221.3	4:43.876								
3	2	2:00.762 B	36.532	37.036	47.194	228.8	6:44.638								
4	1	4:49.900	3:32.507	38.175	39.218	200.0	11:34.538								
5	1	3:13.711	36.075	1:05.658	1:31.978	264.1	14:48.249								
6	1	4:21.351	1:27.293	1:22.178	1:31.880	80.2	19:09.600								
7	1	3:00.679	1:27.186	51.684	41.809	80.2	22:10.279								
8	1	1:51.710	36.081	37.699	37.930	230.3	24:01.989								
9	1	2:09.361 B	39.905	39.374	50.082	272.7	26:11.350								
10	1	5:44.763	4:26.508	39.336	38.919	202.6	31:56.113								
11	1	1:53.273	35.806	39.231	38.236	264.7	33:49.386								
12	1	1:57.908 B	35.016	38.046	44.846	273.4	35:47.294								
13	2	8:12.406 B	5:04.114	1:31.741	1:36.551	174.5	43:59.700								
14	2	4:55.545	3:41.991	37.137	36.417	170.9	48:55.245								
15	2	1:45.716	34.294	35.665	35.757	273.4	50:40.961								
16	2	1:49.506	35.947	35.884	37.675	276.2	52:30.467								
17	2	1:58.889 B	37.207	36.753	44.929	277.6	54:29.356								
<b>4</b> <b>Nielsen Racing</b> Duqueine M30 - D08 - Nissan								1.John MELSOM LMP3 2.Matthew BELL							
1	1	2:09.061	50.098	39.699	39.264	194.9	2:09.061								
2	1	1:51.634	36.319	37.990	37.325	241.1	4:00.695								
3	1	1:49.165	34.845	37.246	37.074	270.0	5:49.860								
<b>6</b> <b>ANS Motorsport</b> Ligier JS P320 - Nissan								1.Jonathan BROSSARD LMP3 2.Nicolas SCHATZ							
1	2	3:30.537	2:05.989	40.632	43.916	183.4	3:30.537								
2	2	1:50.425	35.285	38.365	36.775	266.0	5:20.962								
3	2	2:00.105	34.493	36.953	48.659	274.1	7:21.067								
4	2	2:22.099	1:08.632	36.715	36.752	79.8	9:43.166								
5	2	1:51.602	34.500	37.795	39.307	274.8	11:34.768								
6	2	3:07.071 B	34.595	58.317	1:34.159	271.4	14:41.839								
7	2	5:05.094 B	2:08.843	1:21.718	1:34.533	79.8	19:46.933								
8	1	4:08.631	2:51.501	38.988	38.142	182.1	23:55.564								
9	1	2:26.791 B	35.602	38.364	1:12.825	268.7	26:22.355								
10	2	14:41.967	...	41.467	39.198	184.6	41:04.322								
11	2	1:50.996	35.053	37.459	38.484	255.3	42:55.318								
12	2	1:48.219	34.905	36.693	36.621	240.5	44:43.537								
13	2	1:46.026	34.624	35.667	35.735	274.8	46:29.563								
14	2	1:45.437	34.091	35.625	35.721	276.9	48:15.000								
15	2	1:45.487	34.049	35.644	35.794	277.6	50:00.487								
16	2	2:02.672 B	35.970	39.218	47.484	277.6	52:03.159								
17	2	5:38.616	4:26.124	36.532	35.960	208.9	57:41.775								
18	2	1:45.384	34.062	35.548	35.774	275.5	59:27.159								
19	2	1:53.312 B	34.046	35.620	43.646	276.9	1:01:20.471								
<b>7</b> <b>Nielsen Racing</b> Ligier JS P320 - Nissan								1.Anthony WELLS LMP3 2.Colin NOBLE							
1	2	1:53.143	38.817	37.120	37.206	208.1	1:53.143								
2	2	1:48.067	34.817	36.658	36.592	267.3	3:41.210								
3	2	1:47.361	34.614	36.237	36.510	269.3	5:28.571								
4	2	2:04.608	34.415	36.666	53.527	271.4	7:33.179								
5	2	2:15.232	1:02.032	36.516	36.684	80.4	9:48.411								
6	2	1:47.303	34.398	36.069	36.836	269.3	11:35.714								
7	2	3:09.400 B	35.261	1:00.052	1:34.087	269.3	14:45.114								
8	1	7:25.329	6:00.584	46.593	38.152	80.2	22:10.443								
9	1	1:50.505	34.782	37.628	38.095	270.0	24:00.948								
10	1	1:50.464	35.113	37.397	37.954	270.7	25:51.412								
11	1	1:49.203	34.804	37.143	37.256	270.0	27:40.615								
12	1	1:48.726	34.649	36.911	37.166	270.0	29:29.341								



# Michelin Le Mans Cup

## Monza Round

### Free Practice 2

#### Sector Analysis

Lap under Red Flag   Invalidated Lap   Personal Best   Session Best   Crossing the pit lane

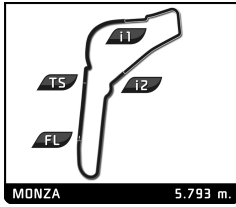
Lap	D	Time	Sector 1	Sector 2	Sector 3	T. Spd	Elapsed	Lap	D	Time	Sector 1	Sector 2	Sector 3	T. Spd	Elapsed
13	1	1:49.365	34.754	36.947	37.664	271.4	31:18.706	9	2	1:46.819	34.263	36.227	36.329	272.0	24:44.877
14	1	1:48.503	34.653	36.817	37.033	274.1	33:07.209	10	2	<del>1:46.374</del>	34.125	<del>36.102</del>	36.147	274.1	26:31.251
15	1	1:48.787	34.661	37.147	36.979	272.7	34:55.996	11	2	<b>1:46.205</b>	34.042	<b>36.076</b>	<b>36.087</b>	274.1	28:17.456
16	1	1:48.965	35.004	36.963	36.998	273.4	36:44.961	12	2	1:46.635	34.032	36.124	36.479	274.8	30:04.091
17	1	1:53.151	34.738	37.337	41.076	272.0	38:38.112	13	2	1:52.852 <b>B</b>	33.984	36.366	42.502	275.5	31:56.943
18	1	1:48.507	34.618	36.834	37.055	272.0	40:26.619	14	2	4:21.677	3:01.358	36.402	43.917	214.3	36:18.620
19	1	1:48.927	34.494	37.360	37.073	272.0	42:15.546	15	2	1:46.302	<b>33.964</b>	36.146	36.192	276.2	38:04.922
20	1	1:56.867 <b>B</b>	34.878	37.184	44.805	270.0	44:12.413	16	2	1:56.104 <b>B</b>	34.181	36.951	44.972	277.6	40:01.026
21	2	<del>2:37.413</del>	2:24.086	<del>36.579</del>	36.748	213.9	47:49.826	17	1	4:53.824 <b>B</b>	3:26.109	41.640	46.075	160.2	44:54.850
22	2	1:48.990	35.647	36.670	36.673	272.7	49:38.816	18	1	4:25.546 <b>B</b>	3:03.092	37.987	44.467	203.4	49:20.396
23	2	1:48.423	34.427	36.562	37.434	275.5	51:27.239	19	1	4:23.066 <b>B</b>	2:59.715	38.388	44.963	210.9	53:43.462
24	2	<b>1:46.729</b>	34.302	36.110	<b>36.317</b>	272.0	53:13.968								
25	2	1:47.903	34.399	36.727	36.777	272.0	55:01.871								
26	2	1:48.339	34.880	36.600	36.859	270.0	56:50.210								
27	2	1:47.518	34.388	36.637	36.493	272.0	58:37.728								
28	2	<del>1:57.048</del> <b>B</b>	<b>34.296</b>	<del>36.123</del>	46.629	272.0	1:00:34.776								

9		AT Racing Team		Ligier JS P320 - Nissan			
		1.Alexander TALKANITSA		LMP3			
		2.Charles MILESI					
1	2	3:02.005	1:46.906	38.002	37.097	207.7	3:02.005
2	2	1:47.503	34.655	36.381	36.467	269.3	4:49.508
3	2	1:47.989	34.533	36.420	37.036	272.7	6:37.497
4	2	2:31.522	55.406	59.243	36.873	271.4	9:09.019
5	2	1:46.917	34.362	36.266	<b>36.289</b>	272.0	10:55.936
6	2	2:30.107	36.327	41.473	1:12.307	274.1	13:26.043
7	2	4:20.853	1:26.398	1:21.760	1:32.695	79.8	17:46.896
8	2	3:47.276	1:26.276	1:21.776	59.224	79.6	21:34.172
9	2	1:51.246	34.661	36.538	40.047	269.3	23:25.418
10	2	1:48.296	35.360	36.474	36.462	270.7	25:13.714
11	2	1:48.918	34.235	36.691	37.992	274.8	27:02.632
12	2	1:47.124	<b>34.139</b>	36.638	36.347	272.7	28:49.756
13	2	<b>1:46.645</b>	34.223	<b>36.084</b>	36.338	274.1	30:36.401
14	2	1:54.376 <b>B</b>	34.318	36.540	43.518	274.1	32:30.777
15	1	4:06.100	2:50.198	38.121	37.781	146.5	36:36.877
16	1	1:49.459	34.579	37.283	37.597	274.1	38:26.336
17	1	1:48.955	34.610	37.015	37.330	275.5	40:15.291
18	1	1:55.607	35.076	40.393	40.138	274.8	42:10.898
19	1	1:57.860	40.612	38.432	38.816	272.7	44:08.758
20	1	1:49.629	34.550	37.365	37.714	272.0	45:58.387
21	1	1:49.544	34.678	37.350	37.516	274.8	47:47.931
22	1	1:49.098	34.646	37.165	37.287	275.5	49:37.029
23	1	1:58.328 <b>B</b>	34.906	37.104	46.318	274.8	51:35.357

10		Racing Spirit of Lemans		Ligier JS P320 - Nissan			
		1.Alexander MATTSCHULL		LMP3			
		2.Tom DILLMANN					
1	2	3:35.494	2:20.847	37.421	37.226	210.5	3:35.494
2	2	1:47.938	34.497	36.882	36.559	272.0	5:23.432
3	2	1:59.561	34.177	36.306	49.078	271.4	7:22.993
4	2	2:23.712	1:07.125	36.881	39.706	79.8	9:46.705
5	2	1:48.430	34.109	36.381	37.940	273.4	11:35.135
6	2	3:08.672 <b>B</b>	35.296	59.748	1:33.628	266.0	14:43.807
7	2	6:25.852	3:39.465	1:21.729	1:24.658	79.6	21:09.659
8	2	1:48.399	35.280	36.537	36.582	262.8	22:58.058

11		WTM Racing		Duqueine M30 - D08 - Nissan			
		1.Torsten KRATZ		LMP3			
		2.Leonard WEISS					
1	2	2:22.112	1:06.067	38.490	37.555	194.6	2:22.112
2	2	<del>1:49.050</del>	35.105	<del>37.142</del>	36.803	270.7	4:11.162
3	2	1:48.136	34.988	36.741	<b>36.407</b>	273.4	5:59.298
4	2	2:36.410	34.459	49.591	1:12.360	274.8	8:35.708
5	2	<del>1:48.112</del>	34.628	<del>36.922</del>	36.562	273.4	10:23.820
6	2	1:53.986	34.859	38.432	40.695	274.8	12:17.806
7	2	4:01.026	1:05.362	1:22.315	1:33.349	109.8	16:18.832
8	2	4:23.062	1:27.206	1:22.351	1:33.505	78.7	20:41.894
9	2	2:06.882	52.134	37.538	37.210	200.7	22:48.776
10	2	<del>1:47.904</del>	34.592	36.499	<del>36.813</del>	274.1	24:36.680
11	2	1:47.740	34.544	<b>36.440</b>	36.756	274.1	26:24.420
12	2	<b>1:47.544</b>	34.414	36.560	36.570	276.2	28:11.964
13	2	1:49.004	<b>34.348</b>	37.939	36.717	274.8	30:00.968
14	2	1:53.890 <b>B</b>	34.840	36.496	42.554	276.2	31:54.858

13		Haegeli by T2 Racing		Duqueine M30 - D08 - Nissan			
		1.Pieder DECURTINS		LMP3			
		2.Marc BASSENG					
1	1	3:16.017	1:57.270	38.815	39.932	196.4	3:16.017
2	1	1:50.747	35.231	37.554	37.962	265.4	5:06.764
3	1	1:50.073	35.092	37.586	37.395	267.3	6:56.837
4	1	2:33.949	1:13.948	42.748	37.253	79.6	9:30.786
5	1	1:51.856	34.822	36.849	40.185	268.0	11:22.642
6	1	2:50.644	34.807	41.600	1:34.237	257.1	14:13.286
7	1	4:24.091	1:28.185	1:22.348	1:33.558	79.5	18:37.377
8	1	3:14.396	1:27.900	1:08.264	38.232	79.9	21:51.773
9	1	<del>1:49.275</del>	35.110	<del>37.032</del>	37.133	268.0	23:41.048
10	1	1:48.409	34.577	36.988	36.844	273.4	25:29.457
11	1	1:50.676	34.958	37.704	38.014	274.1	27:20.133
12	1	1:49.819	34.752	36.530	38.537	269.3	29:09.952
13	1	1:48.120	34.532	36.952	36.636	272.7	30:58.072
14	1	1:54.615 <b>B</b>	34.256	36.297	44.062	274.1	32:52.687
15	2	4:15.090	3:00.910	37.291	36.889	212.6	37:07.777
16	2	1:47.460	34.315	36.175	36.970	272.0	38:55.237
17	2	1:46.984	34.420	<b>36.107</b>	36.457	270.0	40:42.221
18	2	1:49.530	34.382	38.380	36.768	268.7	42:31.751
19	2	1:48.101	34.308	36.417	37.376	270.0	44:19.852
20	2	1:48.403	34.271	37.401	36.731	268.7	46:08.255
21	2	1:48.185	34.308	37.209	36.668	270.0	47:56.440
22	2	1:47.353	34.678	36.335	36.340	262.8	49:43.793



# Michelin Le Mans Cup

## Monza Round

### Free Practice 2

#### Sector Analysis

Lap under Red Flag   Invalidated Lap   Personal Best   Session Best   B Crossing the pit lane

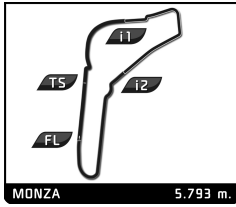
Lap	D	Time	Sector 1	Sector 2	Sector 3	T. Spd	Elapsed	Lap	D	Time	Sector 1	Sector 2	Sector 3	T. Spd	Elapsed
23	2	1:47.669	34.192	36.472	37.005	272.0	51:31.462	16	1	1:54.598	36.936	38.900	38.762	272.0	39:56.655
24	2	1:46.851	34.306	36.262	<b>36.283</b>	272.0	53:18.313	17	1	1:50.907	35.144	37.590	38.173	271.4	41:47.562
25	2	<b>1:46.812</b>	34.165	36.312	36.335	272.7	55:05.125	18	1	1:50.901	35.016	37.756	38.129	272.0	43:38.463
26	2	1:47.831	<b>34.102</b>	37.275	36.454	272.0	56:52.956	19	1	1:50.775	35.415	37.553	37.807	270.0	45:29.238
27	2	1:47.032	34.285	36.278	36.469	268.0	58:39.988	20	1	1:52.554	36.128	38.134	38.292	272.0	47:21.792
28	2	1:47.725	34.589	36.773	36.363	270.0	1:00:27.713	21	1	1:50.781	34.924	37.730	38.127	274.1	49:12.573

20		Optimum Motorsport					Duqueine M30 - D08 - Nissan				
		1.Mark CRADER					LMP3				
		2.Alex MORTIMER									
1	2	3:11.198	1:53.027	38.097	40.074	208.9	3:11.198				
2	2	1:48.777	34.925	36.881	36.971	267.3	4:59.975				
3	2	1:47.905	34.506	36.755	36.644	273.4	6:47.880				
4	2	2:30.846	59.751	51.619	39.476	273.4	9:18.726				
5	2	1:53.406	34.480	36.384	42.542	272.7	11:12.132				
6	2	2:42.419	34.949	40.407	1:27.063	259.0	13:54.551				
7	2	4:25.669 <b>B</b>	1:27.630	1:22.054	1:35.985	79.2	18:20.220				
8	2	6:55.184	5:40.588	37.466	37.130	210.1	25:15.404				
9	2	1:49.187	34.521	37.791	36.875	271.4	27:04.591				
10	2	1:47.974	34.617	36.864	36.493	272.7	28:52.565				
11	2	1:47.475	34.578	36.533	36.364	270.7	30:40.040				
12	2	1:47.450	34.535	36.517	36.398	271.4	32:27.490				
13	2	1:47.043	34.363	36.416	36.264	273.4	34:14.533				
14	2	<b>1:46.770</b>	<b>34.317</b>	<b>36.192</b>	<b>36.261</b>	272.0	36:01.303				
15	2	1:48.794	34.388	37.286	37.120	272.7	37:50.097				
16	2	1:57.890 <b>B</b>	34.572	37.997	45.321	272.0	39:47.987				
17	1	4:32.776	3:16.325	37.797	38.654	158.8	44:20.763				
18	1	1:50.190	34.856	37.130	38.204	272.7	46:10.953				
19	1	1:49.761	34.755	37.362	37.644	271.4	48:00.714				
20	1	1:51.947	36.576	37.525	37.846	272.7	49:52.661				
21	1	1:49.767	35.030	37.261	37.476	272.0	51:42.428				
22	1	1:49.250	34.811	37.126	37.313	272.7	53:31.678				
23	1	1:49.317	34.558	37.199	37.560	273.4	55:20.995				
24	1	1:49.379	34.604	37.135	37.640	272.7	57:10.374				
25	1	1:49.443	34.664	36.949	37.830	272.7	58:59.817				
26	1	1:49.462	34.911	37.231	37.320	272.0	1:00:49.279				

22		United Autosports					Ligier JS P320 - Nissan				
		1.Andres LATORRE					LMP3				
		2.Garnet PATTERSON									
1	2	2:38.556	1:22.050	38.114	38.392	158.6	2:38.556				
2	2	<del>1:48.895</del>	35.467	36.672	<del>36.756</del>	229.3	4:27.451				
3	2	<del>1:47.021</del>	34.499	<b>36.163</b>	<del>36.359</del>	271.4	6:14.472				
4	2	<del>2:33.166</del>	<del>34.552</del>	1:12.213	46.401	272.7	8:47.638				
5	2	1:47.556	34.521	36.420	36.615	268.7	10:35.194				
6	2	2:13.983 <b>B</b>	34.356	36.369	1:03.258	273.4	12:49.177				
7	2	7:36.021	4:42.257	1:21.290	1:32.474	79.8	20:25.198				
8	2	2:17.515	1:00.963	37.290	39.262	79.8	22:42.713				
9	2	1:48.191	34.536	36.756	36.899	270.7	24:30.904				
10	2	1:47.271	<b>34.354</b>	36.349	36.568	270.7	26:18.175				
11	2	<b>1:46.974</b>	34.436	36.262	<b>36.276</b>	272.7	28:05.149				
12	2	1:56.724 <b>B</b>	35.115	37.484	44.125	246.0	30:01.873				
13	1	4:17.676	3:01.760	37.700	38.216	213.4	34:19.549				
14	1	1:51.338	35.728	37.554	38.056	270.7	36:10.887				
15	1	1:51.170	35.186	37.878	38.106	267.3	38:02.057				

23		United Autosports					Ligier JS P320 - Nissan				
		1.John SCHAUERMAN					LMP3				
		2.Wayne BOYD									
1	2	2:17.215	1:01.587	37.837	37.791	208.1	2:17.215				
2	2	1:51.795	34.668	37.018	40.109	268.0	4:09.010				
3	2	1:46.894	34.197	36.679	36.018	272.7	5:55.904				
4	2	2:37.412	34.181	51.824	1:11.407	274.1	8:33.316				
5	2	1:46.286	34.098	36.036	36.152	273.4	10:19.602				
6	2	1:58.192 <b>B</b>	34.331	37.119	46.742	238.4	12:17.794				
7	2	8:40.606 <b>B</b>	5:45.235	1:21.300	1:34.071	79.9	20:58.400				
8	2	4:25.727	3:03.593	39.645	42.489	210.1	25:24.127				
9	2	1:46.183	34.260	35.914	36.009	271.4	27:10.310				
10	2	1:49.309	34.517	36.459	38.333	275.5	28:59.619				
11	2	1:49.765	34.144	37.453	38.168	272.7	30:49.384				
12	2	<b>1:45.785</b>	<b>34.085</b>	<b>35.859</b>	<b>35.841</b>	271.4	32:35.169				
13	2	1:52.532 <b>B</b>	34.091	36.010	42.431	274.8	34:27.701				
14	2	4:21.477 <b>B</b>	3:02.345	36.672	42.460	214.7	38:49.178				
15	1	5:09.426	3:49.594	41.293	38.539	190.8	43:58.604				
16	1	1:51.270	35.461	37.835	37.974	258.4	45:49.874				
17	1	1:51.718	34.778	38.598	38.342	273.4	47:41.592				
18	1	1:50.897	34.994	38.137	37.766	262.8	49:32.489				
19	1	1:50.557	35.014	37.593	37.950	266.7	51:23.046				
20	1	1:58.823 <b>B</b>	34.892	37.439	46.492	272.0	53:21.869				

27		24-7 Motorsport					Ligier JS P320 - Nissan				
		1.Andrew FERGUSON					LMP3				
		2.Louis HAMILTON-SMITH									
1	2	2:46.566	1:27.046	40.347	39.173	152.1	2:46.566				
2	2	1:51.488	35.521	38.312	37.655	266.0	4:38.054				
3	2	1:50.469	35.340	38.005	37.124	268.7	6:28.523				
4	2	2:30.304	35.300	1:16.132	38.872	270.7	8:58.827				
5	2	1:48.209	34.655	36.613	36.941	269.3	10:47.036				
6	2	2:10.834 <b>B</b>	34.649	37.491	58.694	270.0	12:57.870				
7	1	8:58.841	7:13.423	1:04.381	41.037	79.6	21:56.711				
8	1	1:55.360	38.855	38.110	38.395	266.7	23:52.071				
9	1	1:52.562	35.842	38.177	38.543	266.7	25:44.633				
10	1	1:51.506	35.419	38.067	38.020	269.3	27:36.139				
11	1	1:51.148	35.147	37.814	38.187	270.0	29:27.287				
12	1	1:51.227	35.556	37.664	38.007	268.0	31:18.514				
13	1	1:52.131	36.143	37.737	38.251	244.9	33:10.645				
14	1	2:04.009 <b>B</b>	35.213	37.931	50.865	272.0	35:14.654				
15	2	4:38.818	3:24.033	36.715	38.070	205.7	39:53.472				
16	2	1:48.427	34.685	36.813	36.929	270.0	41:41.899				



# Michelin Le Mans Cup

## Monza Round

### Free Practice 2

#### Sector Analysis

Lap under Red Flag   Invalidated Lap   Personal Best   Session Best   Crossing the pit lane

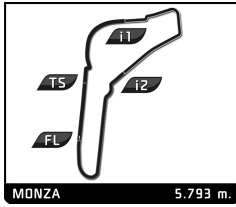
Lap	D	Time	Sector 1	Sector 2	Sector 3	T. Spd	Elapsed	Lap	D	Time	Sector 1	Sector 2	Sector 3	T. Spd	Elapsed
17	2	1:48.995	35.150	37.066	36.779	271.4	43:30.894	15	2	1:47.112	34.503	36.105	36.504	276.9	35:34.148
18	2	1:47.857	34.546	36.490	36.821	270.7	45:18.751	16	2	1:55.456 <b>B</b>	34.426	38.264	42.766	278.4	37:29.604
19	2	1:47.912	34.694	36.694	36.524	272.0	47:06.663	17	1	7:13.879	5:57.955	38.537	37.387	202.2	44:43.483
20	2	1:49.469	35.382	37.357	36.730	272.7	48:56.132	18	1	<del>1:47.331</del>	34.936	36.456	<del>35.939</del>	242.2	46:30.814
21	2	<b>1:47.330</b>	34.681	<b>36.352</b>	<b>36.297</b>	264.7	50:43.462	19	1	<del>1:46.479</del>	<del>34.338</del>	<b>35.954</b>	36.187	276.9	48:17.293
22	2	1:47.988	34.771	36.410	36.807	273.4	52:31.450	20	1	1:46.718	34.251	36.518	35.949	277.6	50:04.011
23	2	1:49.193	34.497	36.645	38.051	274.8	54:20.643	21	1	<b>1:46.158</b>	<b>34.052</b>	36.298	<b>35.808</b>	277.6	51:50.169
24	2	1:48.516	34.718	36.555	37.243	270.0	56:09.159	22	1	1:59.033 <b>B</b>	35.108	38.084	45.841	278.4	53:49.202
25	2	1:47.862	34.814	36.436	36.612	268.7	57:57.021	<b>30 Frikadelli Racing Team</b> Ligier JS P320 - Nissan LMP3							
26	2	1:48.722	34.720	37.397	36.605	271.4	59:45.743	1.Klaus ABBELEN							
27	2	1:56.128 <b>B</b>	<b>34.487</b>	36.511	45.130	272.0	1:01:41.871	2.Felipe LASER							

<b>28 MV2S Forestier Racing</b> Ligier JS P320 - Nissan LMP3							
1.Christophe CRESP							
2.Emilien CARDE							
1	2	3:04.884					3:04.884
2	2	1:47.370					4:52.254
3	2	<del>1:46.722</del>					6:38.976
4	2	14:59.976					21:38.952
5	2	3:37.133					25:16.085
6	2	1:48.904					27:04.989
7	2	1:52.130					28:57.119
8	2	<b>1:46.386</b>					30:43.505
9	2	1:49.563					32:33.068
10	2	3:33.433					36:06.501
11	2	1:46.734					37:53.235
12	2	1:49.812					39:43.047
13	2	1:53.672 <b>B</b>					41:36.719
14	1	4:19.912					45:56.631
15	1	1:49.064					47:45.695
16	1	1:49.714					49:35.409
17	1	1:48.168					51:23.577
18	1	1:49.401					53:12.978
19	1	1:48.480					55:01.458
20	1	1:48.167					56:49.625
21	1	1:49.975					58:39.600
22	1	1:50.797					1:00:30.397

<b>29 MV2S Forestier Racing</b> Ligier JS P320 - Nissan LMP3							
1.Jérôme DE SADELEER							
2.Louis ROUSSET							
1	2	2:53.055	1:28.100	43.281	41.674	186.2	2:53.055
2	2	1:49.889	35.014	37.181	37.694	260.9	4:42.944
3	2	1:48.524	34.966	36.570	36.988	273.4	6:31.468
4	2	2:31.290	39.617	1:13.607	38.066	275.5	9:02.758
5	2	<del>1:50.453</del>	34.547	<del>36.795</del>	39.111	243.8	10:53.211
6	2	2:07.726	34.623	36.386	56.717	274.8	13:00.937
7	2	4:21.980 <b>B</b>	1:26.599	1:21.711	1:33.670	79.8	17:22.917
8	2	5:36.189	4:22.200	37.143	36.846	213.0	22:59.106
9	2	1:48.185	34.740	36.294	37.151	274.1	24:47.291
10	2	1:47.970	34.709	36.509	36.752	274.8	26:35.261
11	2	1:47.622	34.682	36.323	36.617	275.5	28:22.883
12	2	1:47.474	34.432	36.487	36.555	276.2	30:10.357
13	2	1:47.473	34.459	36.284	36.730	276.9	31:57.830
14	2	1:49.206	34.699	37.853	36.654	275.5	33:47.036

<b>30 Frikadelli Racing Team</b> Ligier JS P320 - Nissan LMP3							
1.Klaus ABBELEN							
2.Felipe LASER							
1	2	2:49.557	1:27.874	41.276	40.407	187.8	2:49.557
2	2	1:50.243	35.370	37.722	37.151	257.1	4:39.800
3	2	<del>1:50.300</del>	35.285	<del>37.323</del>	37.692	268.0	6:30.100
4	2	2:32.309	40.772	1:13.672	37.865	257.1	9:02.409
5	2	<del>1:47.981</del>	34.664	<del>36.802</del>	36.515	271.4	10:50.390
6	2	2:11.887 <b>B</b>	<b>34.345</b>	36.762	1:00.780	272.0	13:02.277
7	2	7:37.336	4:42.480	1:21.893	1:32.963	79.5	20:39.613
8	2	2:07.144	53.288	37.092	36.764	186.9	22:46.757
9	2	<del>1:48.017</del>	34.617	36.676	<del>36.724</del>	270.0	24:34.774
10	2	<del>1:47.966</del>	<del>34.652</del>	36.947	36.367	272.0	26:22.740
11	2	1:47.672	34.431	36.883	36.358	271.4	28:10.412
12	2	<b>1:47.311</b>	34.395	<b>36.558</b>	36.358	273.4	29:57.723
13	2	<del>1:55.907 <b>B</b></del>	34.402	<del>37.488</del>	44.017	274.8	31:53.630
14	1	5:48.718	4:32.368	37.938	38.412	180.0	37:42.348
15	1	1:50.815	34.762	37.770	38.283	272.7	39:33.163
16	1	1:59.391 <b>B</b>	34.871	37.312	47.208	270.0	41:32.554
17	1	4:02.228	2:46.602	37.530	38.096	211.4	45:34.782
18	1	1:49.657	34.596	37.306	37.755	273.4	47:24.439
19	1	1:50.517	34.764	37.612	38.141	274.1	49:14.956
20	1	1:49.809	34.605	37.178	38.026	273.4	51:04.765
21	1	1:56.428 <b>B</b>	34.642	37.346	44.440	273.4	53:01.193
22	2	6:21.590	5:07.097	37.480	37.013	213.0	59:22.783
23	2	1:47.506	34.441	36.749	<b>36.316</b>	273.4	1:01:10.289

<b>32 United Autosports</b> Ligier JS P320 - Nissan LMP3							
1.Daniel SCHNEIDER							
2.Andrew MEYRICK							
1	1	2:18.724	59.021	39.908	39.795	173.1	2:18.724
2	1	1:53.994	35.559	38.106	40.329	251.7	4:12.718
3	1	1:49.725	35.037	37.165	37.523	268.7	6:02.443
4	1	2:38.945	34.694	59.295	1:04.956	272.7	8:41.388
5	1	1:49.136	34.811	36.962	37.363	272.0	10:30.524
6	1	2:12.084	34.758	38.454	58.872	273.4	12:42.608
7	1	4:22.523	1:27.423	1:22.322	1:32.778	79.4	17:05.131
8	1	4:07.830	1:26.869	1:21.739	1:19.222	79.5	21:12.961
9	1	1:51.874	36.285	37.710	37.879	265.4	23:04.835
10	1	1:49.035	34.952	36.922	37.161	270.7	24:53.870
11	1	1:48.407	34.635	36.719	37.053	272.7	26:42.277
12	1	1:48.543	34.780	36.753	37.010	273.4	28:30.820
13	1	<del>1:54.324 <b>B</b></del>	34.908	<del>36.772</del>	42.644	274.1	30:25.144
14	2	4:14.950	3:01.578	36.700	36.672	214.7	34:40.094
15	2	1:47.265	34.559	<b>36.406</b>	36.300	275.5	36:27.359
16	2	1:48.143	34.540	36.694	36.909	274.8	38:15.502



# Michelin Le Mans Cup

## Monza Round

### Free Practice 2

#### Sector Analysis

Lap under Red Flag   Invalidated Lap   Personal Best   Session Best   Crossing the pit lane

Lap	D	Time	Sector 1	Sector 2	Sector 3	T. Spd	Elapsed	Lap	D	Time	Sector 1	Sector 2	Sector 3	T. Spd	Elapsed
17	2	1:51.126	34.426	36.636	40.064	274.8	40:06.628	16	2	1:49.966	35.309	37.280	37.377	268.7	40:41.335
18	2	1:47.858	<b>34.283</b>	36.465	37.110	274.8	41:54.486	17	2	1:51.580	35.030	38.611	37.939	272.7	42:32.915
19	2	1:47.582	34.569	36.461	36.552	270.7	43:42.068	18	2	1:49.156	34.920	37.006	37.230	272.0	44:22.071
20	2	1:47.531	34.374	36.616	36.541	273.4	45:29.599	19	2	1:49.543	34.856	37.324	37.363	270.7	46:11.614
21	2	1:48.894	35.027	36.544	37.323	275.5	47:18.493	20	2	1:49.358	35.006	37.024	37.328	272.0	48:00.972
22	2	<b>1:47.125</b>	34.444	36.475	<b>36.206</b>	274.1	49:05.618	21	2	1:58.940 <b>B</b>	35.360	37.735	45.845	273.4	49:59.912
23	2	1:47.234	34.452	36.424	36.358	275.5	50:52.852	<div style="border: 1px solid black; padding: 5px;"> <b>43</b> <b>Racing Spirit of Leman</b> <span style="float: right;">Ligier JS P320 - Nissan</span>            1. Jacques WOLFF <span style="float: right;">LMP3</span>            2. Josh SKELTON         </div>							
24	2	2:01.217 <b>B</b>	34.411	40.407	46.399	277.6	52:54.069								
25	2	4:25.907 <b>B</b>	3:02.804	38.428	44.675	212.6	57:19.976								

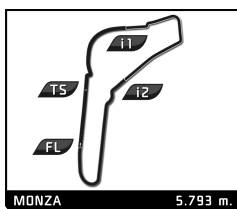
Lap	D	Time	Sector 1	Sector 2	Sector 3	T. Spd	Elapsed
1	2	2:42.007	1:21.223	38.750	42.034	174.2	2:42.007
2	2	<del>1:47.722</del>	34.558	36.539	<del>36.625</del>	273.4	4:29.729
3	2	<del>1:46.898</del>	<del>34.603</del>	<del>36.076</del>	36.219	274.8	6:16.627
4	2	2:37.509 <b>B</b>	34.293	1:13.399	49.817	276.2	8:54.136
5	2	12:35.523	...	1:21.847	1:00.041	79.6	21:29.659
6	2	1:48.335	34.756	36.370	37.209	274.8	23:17.994
7	2	<del>1:48.352</del>	35.287	<del>36.645</del>	36.420	270.7	25:06.346
8	2	1:46.600	34.232	36.102	36.266	271.4	26:52.946
9	2	1:53.050 <b>B</b>	34.174	36.163	42.713	273.4	28:45.996
10	1	4:07.102	2:50.310	38.772	38.020	192.5	32:53.098
11	1	1:50.579	35.074	37.963	37.542	272.0	34:43.677
12	1	1:49.793	34.929	37.164	37.700	274.8	36:33.470
13	1	1:50.985	35.347	37.571	38.067	276.2	38:24.455
14	1	1:49.851	34.732	37.267	37.852	273.4	40:14.306
15	1	1:50.349	35.338	37.552	37.459	274.1	42:04.655
16	1	1:52.034	35.165	37.788	39.081	272.0	43:56.689
17	1	1:52.139	35.921	38.497	37.721	262.1	45:48.828
18	1	<del>1:49.144</del>	34.655	<del>37.158</del>	37.331	274.8	47:37.972
19	1	1:57.174 <b>B</b>	34.760	37.378	45.036	275.5	49:35.146
20	2	4:28.025	3:11.113	39.136	37.776	209.7	54:03.171
21	2	1:45.734	<b>33.999</b>	35.834	35.901	274.1	55:48.905
22	2	<b>1:45.385</b>	34.070	<b>35.535</b>	<b>35.780</b>	273.4	57:34.290
23	2	1:53.569 <b>B</b>	34.201	36.714	42.654	275.5	59:27.859

Lap	D	Time	Sector 1	Sector 2	Sector 3	T. Spd	Elapsed
1	2	2:29.008	1:09.159	40.760	39.089	181.5	2:29.008
2	2	1:51.248	35.870	37.611	37.767	247.7	4:20.256
3	2	1:50.247	35.509	37.234	37.504	262.1	6:10.503
4	2	2:37.146	35.170	1:12.050	49.926	270.0	8:47.649
5	2	1:50.559	35.398	37.417	37.744	264.1	10:38.208
6	2	2:13.015 <b>B</b>	35.457	38.402	59.156	264.1	12:51.223
7	1	8:45.559	6:37.135	1:22.550	45.874	78.1	21:36.782
8	1	1:50.794	35.626	37.456	37.712	266.0	23:27.576
9	1	1:51.854	36.580	37.554	37.720	260.9	25:19.430
10	1	1:49.505	35.154	37.053	37.298	270.7	27:08.935
11	1	1:51.851	36.323	37.349	38.179	252.9	29:00.786
12	1	1:49.686	35.101	36.944	37.641	254.1	30:50.472
13	1	<b>1:48.631</b>	<b>34.644</b>	<b>36.937</b>	<b>37.050</b>	271.4	32:39.103
14	1	1:55.043 <b>B</b>	34.799	37.060	43.184	271.4	34:34.146
15	2	4:17.223	3:00.878	38.351	37.994	211.4	38:51.369

Lap	D	Time	Sector 1	Sector 2	Sector 3	T. Spd	Elapsed
1	2	2:40.217	1:07.915	47.239	45.063	183.1	2:40.217
2	2	2:14.090 <b>B</b>	40.978	42.563	50.549	151.0	4:54.307
3	2	6:00.048	4:45.354	37.347	37.347	189.8	10:54.355
4	2	2:10.241	34.678	37.712	57.851	255.3	13:04.596
5	2	4:19.708	1:26.039	1:21.619	1:32.050	79.8	17:24.304
6	2	3:56.917	1:26.276	1:21.634	1:09.007	79.9	21:21.221
7	2	1:53.483	36.653	38.072	38.758	248.8	23:14.704
8	2	1:46.934	34.423	36.316	36.195	273.4	25:01.638
9	2	1:46.859	34.192	36.297	36.370	274.8	26:48.497
10	2	1:53.024	34.263	37.705	41.056	274.1	28:41.521
11	2	<b>1:46.203</b>	34.201	<b>35.979</b>	<b>36.023</b>	273.4	30:27.724
12	2	1:46.480	34.173	36.019	36.288	275.5	32:14.204
13	2	1:53.519 <b>B</b>	<b>34.093</b>	36.143	43.283	275.5	34:07.723
14	2	4:25.784 <b>B</b>	3:02.703	37.795	45.286	208.9	38:33.507
15	1	2:33.995	1:18.551	37.392	38.052	213.0	41:07.502
16	1	1:52.290	35.420	38.673	38.197	270.0	42:59.792
17	1	1:51.004	35.312	37.794	37.898	271.4	44:50.796
18	1	1:49.417	34.699	37.296	37.422	275.5	46:40.213
19	1	1:49.976	34.945	37.240	37.791	273.4	48:30.189
20	1	1:49.403	34.665	37.577	37.161	275.5	50:19.592
21	1	1:56.178 <b>B</b>	34.839	37.630	43.709	275.5	52:15.770
22	1	4:21.395 <b>B</b>	3:02.487	36.272	42.636	213.4	56:37.165
23	1	4:41.627 <b>B</b>	3:12.669	41.523	47.435	110.3	1:01:18.792

Lap	D	Time	Sector 1	Sector 2	Sector 3	T. Spd	Elapsed
1	1	2:43.426	1:22.669	40.347	40.410	162.2	2:43.426
2	1	1:53.419	35.900	38.363	39.156	263.4	4:36.845
3	1	1:54.616	35.591	39.010	40.015	264.1	6:31.461
4	1	2:37.803	38.210	1:19.593	40.000	260.9	9:09.264
5	1	1:52.665	35.666	38.243	38.756	266.0	11:01.929
6	1	2:36.084 <b>B</b>	36.005	39.444	1:20.635	264.7	13:38.013
7	1	8:49.219	7:28.900	41.094	39.225	78.8	22:27.232
8	1	1:53.083	36.106	38.480	38.497	262.8	24:20.315
9	1	1:52.207	35.631	37.839	38.737	262.8	26:12.522
10	1	1:51.691	35.711	37.853	38.127	263.4	28:04.213
11	1	<b>1:51.151</b>	<b>35.261</b>	37.687	38.203	264.1	29:55.364
12	1	<del>1:51.210</del>	35.537	<del>37.681</del>	<b>38.092</b>	264.1	31:46.674
13	1	1:51.410	35.614	<b>37.651</b>	38.145	264.1	33:38.084
14	1	<del>1:51.934</del>	35.484	<del>38.121</del>	38.329	264.1	35:30.018
15	1	1:52.178	35.562	38.150	38.466	264.1	37:22.196
16	1	1:52.318	35.847	38.126	38.345	264.1	39:14.514
17	1	1:51.824	35.470	37.829	38.525	264.7	41:06.338
18	1	1:52.469	35.815	38.008	38.646	265.4	42:58.807





# Michelin Le Mans Cup

## Monza Round

### Free Practice 2

## Sector Analysis

Lap under Red Flag    Invalidated Lap    Personal Best    Session Best    Crossing the pit lane

Lap	D	Time	Sector 1	Sector 2	Sector 3	T. Spd	Elapsed	Lap	D	Time	Sector 1	Sector 2	Sector 3	T. Spd	Elapsed
19	1	1:51.832	35.421	37.878	38.533	264.1	44:50.639	15	1	1:50.979	34.863	38.043	<b>38.073</b>	270.0	38:29.873
20	1	1:52.499	35.774	37.935	38.790	260.9	46:43.138	16	1	1:51.629	<b>34.856</b>	38.042	38.731	273.4	40:21.502
21	1	1:59.405 <b>B</b>	35.953	38.073	45.379	266.7	48:42.543	17	1	2:00.156	41.444	39.707	39.005	219.5	42:21.658
22	2	3:39.906	2:23.222	38.143	38.541	204.9	52:22.449	18	1	1:52.155	35.520	37.997	38.638	259.6	44:13.813
23	2	<del>1:52.103</del>	35.599	<del>38.050</del>	38.454	264.1	54:14.552	19	1	1:51.295	34.889	37.705	38.701	273.4	46:05.108
24	2	<del>1:54.803</del>	35.615	<del>39.825</del>	39.353	264.7	56:09.355	20	1	<b>1:50.631</b>	34.922	37.491	38.218	270.0	47:55.739
25	2	1:53.949	35.821	39.166	38.962	265.4	58:03.304	21	1	2:10.881 <b>B</b>	42.138	39.256	49.487	225.5	50:06.620
26	2	<del>1:52.507</del>	35.403	<del>38.211</del>	38.893	264.1	59:55.811								
27	2	1:52.513	35.649	38.185	38.679	264.1	1:01:48.324								

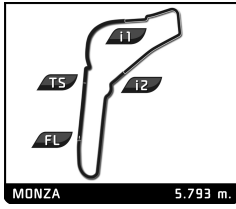
46		Ebimotors		Porsche 911 GT3 R			
		1. Emanuele BUSNELLI		GT3			
		2. Fabio BABINI					
1	2	3:20.512	1:47.378	45.790	47.344	160.7	3:20.512
2	2	2:13.250	41.664	45.233	46.353	168.2	5:33.762
3	2	2:48.744 <b>B</b>	38.341	42.022	1:28.381	193.2	8:22.506
4	2	3:54.452 <b>B</b>	2:25.406	40.943	48.103	203.4	12:16.958
5	2	9:49.424	8:17.358	52.479	39.587	80.1	22:06.382
6	2	1:52.834	35.685	38.258	38.891	262.8	23:59.216
7	2	1:55.365	35.630	38.088	41.647	263.4	25:54.581
8	2	<b>1:51.748</b>	35.597	37.873	38.278	264.1	27:46.329
9	2	1:51.876	<b>35.561</b>	38.134	<b>38.181</b>	264.1	29:38.205
10	2	1:51.850	35.679	<b>37.830</b>	38.341	264.7	31:30.055
11	2	2:00.248 <b>B</b>	35.644	38.596	46.008	265.4	33:30.303
12	1	4:34.160	3:13.453	40.510	40.197	195.7	38:04.463
13	1	1:54.136	36.193	38.847	39.096	261.5	39:58.599
14	1	1:55.791	36.030	39.748	40.013	264.1	41:54.390
15	1	1:55.771	35.834	38.734	41.203	260.2	43:50.161
16	1	1:54.673	35.702	38.819	40.152	262.8	45:44.834
17	1	1:55.986	36.110	39.842	40.034	264.1	47:40.820
18	1	1:56.171	35.777	39.941	40.453	264.7	49:36.991
19	1	1:56.111	36.306	39.846	39.959	265.4	51:33.102
20	1	1:54.468	35.687	39.619	39.162	265.4	53:27.570
21	1	1:53.561	35.608	38.223	39.730	265.4	55:21.131
22	1	1:54.149	35.752	38.767	39.630	266.7	57:15.280
23	1	1:53.641	35.815	38.506	39.320	263.4	59:08.921
24	1	2:14.100 <b>B</b>	36.361	41.781	55.958	264.1	1:01:23.021

53		RLR M Sport		Ligier JS P320 - Nissan			
		1. Simon BUTLER		LMP3			
		2. Valentino CATALANO					
1	2	2:48.868	1:05.030	50.736	53.102	171.7	2:48.868
2	2	2:14.613	49.317	46.823	38.473	175.9	5:03.481
3	2	1:57.130 <b>B</b>	34.919	<b>36.829</b>	45.382	270.7	7:00.611
4	1	5:45.587	3:59.642	42.067	1:03.878	132.7	12:46.198
5	1	4:23.838	1:29.220	1:22.412	1:32.206	79.0	17:10.036
6	1	4:08.794	1:28.396	1:23.054	1:17.344	80.1	21:18.830
7	1	1:58.676	38.036	40.678	39.962	216.9	23:17.506
8	1	1:53.055	35.714	38.747	38.594	265.4	25:10.561
9	1	1:53.344	36.067	37.918	39.359	238.4	27:03.905
10	1	1:55.884	35.180	38.230	42.474	267.3	28:59.789
11	1	2:02.684	44.152	39.680	38.852	222.7	31:02.473
12	1	1:51.802	35.469	37.862	38.471	257.1	32:54.275
13	1	1:52.945	36.326	37.889	38.730	222.2	34:47.220
14	1	1:51.674	35.192	38.002	38.480	264.7	36:38.894

55		GMB Motorsport		Honda NSX GT3			
		1. Kasper H. JENSEN		GT3			
		2. Kristian POULSEN					
1	1	2:36.370	1:12.212	41.827	42.331	165.9	2:36.370
2	1	2:01.687	38.811	41.243	41.633	196.4	4:38.057
3	1	2:08.212 <b>B</b>	38.612	40.012	49.588	213.9	6:46.269
4	1	4:26.054	3:02.812	38.606	44.636	202.2	11:12.323
5	1	2:47.086	35.926	41.742	1:29.418	262.8	13:59.409
6	1	4:20.638	1:26.383	1:21.778	1:32.477	79.6	18:20.047
7	1	3:26.725	1:26.787	1:18.959	40.979	79.6	21:46.772
8	1	1:53.089	36.044	38.353	38.692	261.5	23:39.861
9	1	1:53.244	35.905	38.897	38.442	262.1	25:33.105
10	1	1:52.575	35.689	38.332	38.554	261.5	27:25.680
11	1	1:52.188	35.581	<b>38.010</b>	38.597	262.8	29:17.868
12	1	1:53.121	35.768	38.214	39.139	264.7	31:10.989
13	1	1:52.356	35.696	38.186	38.474	265.4	33:03.345
14	1	1:52.237	35.572	38.234	<b>38.431</b>	262.8	34:55.582
15	1	1:52.867	36.178	38.225	38.464	253.5	36:48.449
16	1	1:52.375	35.705	38.165	38.505	263.4	38:40.824
17	1	<b>1:52.158</b>	<b>35.501</b>	38.176	38.481	264.1	40:32.982
18	1	1:52.516	35.661	38.287	38.568	263.4	42:25.498
19	1	1:52.417	35.627	38.161	38.629	263.4	44:17.915
20	1	1:58.887 <b>B</b>	35.633	38.262	44.992	264.1	46:16.802
21	2	4:24.155 <b>B</b>	2:57.696	39.384	47.075	198.9	50:40.957
22	2	4:20.867	3:02.930	38.543	39.394	199.3	55:01.824
23	2	1:54.184	36.483	38.523	39.178	262.8	56:56.008
24	2	1:53.491	35.882	38.392	39.217	264.1	58:49.499
25	2	2:03.256 <b>B</b>	36.089	39.255	47.912	264.1	1:00:52.755

57		GRAFF Racing		Ligier JS P320 - Nissan			
		1. Stephan RUPP		LMP3			
		2. Ryan HARPER-ELLAM					
1	2	2:09.308	52.666	38.697	37.945	194.6	2:09.308
2	2	1:49.256	35.036	37.377	36.843	270.7	3:58.564
3	2	<b>1:48.085</b>	<b>34.727</b>	<b>36.608</b>	<b>36.750</b>	270.7	5:46.649
4	2	2:35.673	34.828	38.280	1:22.565	250.6	8:22.322

61		AF Corse		Ferrari 488 GT3			
		1. Gino FORGIONE		GT3			
		2. Andrea MONTERMINI					
1	2	3:25.895	2:01.401	41.282	43.212	170.9	3:25.895
2	2	1:56.790	36.664	40.012	40.114	250.6	5:22.685
3	2	2:40.609	36.583	40.671	1:23.355	229.3	8:03.294
4	2	2:14.847	51.695	43.488	39.664	198.5	10:18.141
5	2	2:26.134 <b>B</b>			1:08.410	262.8	12:44.275
6	2	8:39.898	5:44.883	1:46.943	1:08.072	80.4	21:24.173
7	2	1:54.032	36.059	38.747	39.226	258.4	23:18.205
8	2	1:55.068	36.414	39.739	38.915	250.6	25:13.273



# Michelin Le Mans Cup

## Monza Round

### Free Practice 2

### Sector Analysis

Lap under Red Flag   Invalidated Lap   Personal Best   Session Best   B Crossing the pit lane

Lap	D	Time	Sector 1	Sector 2	Sector 3	T. Spd	Elapsed	Lap	D	Time	Sector 1	Sector 2	Sector 3	T. Spd	Elapsed
9	2	1:54.111	36.084	38.580	39.447	259.6	27:07.384	6	1	1:59.874 <b>B</b>	34.849	37.911	47.114	269.3	12:14.039
10	2	1:55.274	35.643	38.189	41.442	259.6	29:02.658	7	1	6:34.574 <b>B</b>	3:38.419	1:21.346	1:34.809	79.9	18:48.613
11	2	1:52.271	35.459	38.285	38.527	264.7	30:54.929	8	1	4:17.902	3:02.298	37.849	37.755	205.3	23:06.515
12	2	<del>1:52.263</del>	<b>35.445</b>	<del>37.955</del>	38.863	265.4	32:47.192	9	1	1:49.668	34.965	37.377	37.326	270.0	24:56.183
13	2	<b>1:51.858</b>	35.501	<b>38.080</b>	<b>38.277</b>	264.1	34:39.050	10	1	1:48.869	34.732	36.953	37.184	270.7	26:45.052
14	2	2:04.504 <b>B</b>			49.034	264.7	36:43.554	11	1	1:48.264	34.750	36.711	36.803	270.7	28:33.316
15	1	4:11.619	2:51.888	39.470	40.261	184.6	40:55.173	12	1	1:47.829	34.404	36.544	36.881	271.4	30:21.145
16	1	1:55.124	35.904	39.214	40.006	264.1	42:50.297	13	1	1:48.070	34.468	36.552	37.050	271.4	32:09.215
17	1	1:55.054	35.632	39.210	40.212	263.4	44:45.351	14	1	1:50.194	34.717	36.474	39.003	272.0	33:59.409
18	1	1:54.800	35.726	39.029	40.045	264.7	46:40.151	15	1	1:47.481	34.490	36.314	36.677	272.0	35:46.890
19	1	1:55.440	36.423	39.351	39.666	254.1	48:35.591	16	1	1:47.407	34.283	36.426	36.698	272.0	37:34.297
20	1	1:55.242	35.928	39.070	40.244	266.0	50:30.833	17	1	1:55.044 <b>B</b>	34.753	36.752	43.539	271.4	39:29.341
21	1	1:56.884	37.121	39.284	40.479	218.6	52:27.717	18	2	3:39.589	2:18.705	43.796	37.088	214.3	43:08.930
22	1	1:54.188	35.656	38.972	39.560	264.7	54:21.905	19	2	<del>1:45.796</del>	34.201	<del>35.741</del>	35.854	272.0	44:54.726
23	1	<del>1:54.869</del>	36.119	39.063	<del>39.687</del>	266.7	56:16.774	20	2	1:46.764	34.290	35.797	36.677	274.8	46:41.490
24	1	<del>1:54.779</del>	<del>35.814</del>	39.480	39.485	268.0	58:11.553	21	2	1:47.057	34.347	36.499	36.211	276.9	48:28.547
25	1	1:54.417	35.936	38.978	39.503	264.1	1:00:05.970	22	2	<del>1:45.709</del>	34.237	<del>35.661</del>	35.811	274.1	50:14.256

**66** **Rinaldi Racing**  
 1. Steve PARROW  
 2. Daniel KEILWITZ  
 Duqueine M30 - D08 - Nissan  
 LMP3

1	2	3:18.477	1:40.931	49.126	48.420	173.6	3:18.477
2	2	2:09.787	46.314	43.456	40.017	147.3	5:28.264
3	2	2:31.190	36.580	38.241	1:16.369	188.5	7:59.454
4	2	2:02.907	50.088	36.455	36.364	210.9	10:02.361
5	2	1:48.051	34.827	36.146	37.078	275.5	11:50.412
6	2	3:25.055 <b>B</b>	34.247	1:15.680	1:35.128	274.8	15:15.467
7	1	7:05.071	5:44.922	41.707	38.442	78.6	22:20.538
8	1	1:50.860	35.449	37.319	38.092	262.8	24:11.398
9	1	1:50.708	35.160	37.175	38.373	270.7	26:02.106
10	1	1:49.530	34.866	37.101	37.563	270.0	27:51.636
11	1	1:50.096	34.726	37.645	37.725	274.1	29:41.732
12	1	1:50.677	34.759	37.752	38.166	274.1	31:32.409
13	1	1:50.420	34.822	37.350	38.248	274.1	33:22.829
14	1	1:57.616 <b>B</b>	34.919	37.312	45.385	274.8	35:20.445
15	1	2:16.980 <b>B</b>	55.352	37.405	44.223	212.2	37:37.425
16	2	4:50.770	3:35.782	37.159	37.829	210.9	42:28.195
17	2	1:48.449	35.316	36.736	36.397	274.8	44:16.644
18	2	1:53.380 <b>B</b>	34.306	36.290	42.784	276.2	46:10.024
19	2	3:58.613	2:38.824	40.367	39.422	172.0	50:08.637
20	2	1:46.113	34.411	35.792	35.910	276.2	51:54.750
21	2	1:45.575	33.926	35.920	<b>35.729</b>	277.6	53:40.325
22	2	<b>1:45.522</b>	33.924	<b>35.646</b>	35.952	276.9	55:25.847
23	2	1:45.607	<b>33.844</b>	35.676	36.087	276.9	57:11.454
24	2	1:46.861	33.918	36.700	36.243	278.4	58:58.315
25	2	1:55.928 <b>B</b>	34.663	35.906	45.359	276.9	1:00:54.243

**69** **COOL Racing**  
 1. Maurice SMITH  
 2. Malthe JAKOBSEN  
 Ligier JS P320 - Nissan  
 LMP3

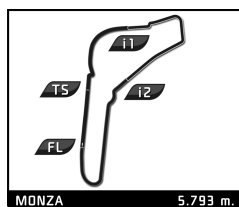
1	1	2:04.321	45.869	38.991	39.461	204.2	2:04.321
2	1	1:52.558	36.038	38.248	38.272	255.3	3:56.879
3	1	1:49.435	35.052	36.997	37.386	268.0	5:46.314
4	1	2:35.795	34.648	38.414	1:22.733	269.3	8:22.109
5	1	1:52.056	36.990	37.538	37.528	249.4	10:14.165

**72** **Team Virage**  
 1. Alexandre YVON  
 2. Mathis POULET  
 Ligier JS P320 - Nissan  
 LMP3

1	2	2:11.016	52.641	39.683	38.692	184.9	2:11.016
2	2	1:51.227	35.916	37.814	37.497	216.0	4:02.243
3	2	1:48.889	34.874	36.872	37.143	263.4	5:51.132
4	2	2:35.111	34.494	38.340	1:22.277	272.0	8:26.243
5	2	1:52.294	35.022	36.397	40.875	265.4	10:18.537
6	2	1:59.897	36.377	40.240	43.280	212.2	12:18.434
7	2	4:02.445 <b>B</b>	1:07.387	1:21.541	1:33.517	78.1	16:20.879
8	1	5:24.792	3:23.646	1:20.158	40.988	79.5	21:45.671
9	1	1:51.231	35.205	37.668	38.358	266.0	23:36.902
10	1	1:51.763	35.194	38.046	38.523	270.7	25:28.665
11	1	1:52.192	35.280	37.917	38.995	267.3	27:20.857
12	1	1:51.887	35.413	37.696	38.778	256.5	29:12.744
13	1	1:51.357	35.097	37.773	38.487	269.3	31:04.101
14	1	1:51.310	35.021	37.614	38.675	270.0	32:55.411
15	1	1:52.379	35.767	38.219	38.393	265.4	34:47.790
16	1	1:54.557	35.250	39.835	39.472	255.3	36:42.347
17	1	1:49.733	34.693	37.340	37.700	272.7	38:32.080
18	1	1:49.656	34.620	37.042	37.994	273.4	40:21.736
19	1	1:59.041 <b>B</b>	35.209	38.839	44.993	232.8	42:20.777
20	2	10:21.023	8:58.959	38.887	43.177	212.6	52:41.800
21	2	1:50.441	33.894	37.212	39.335	279.1	54:32.241
22	2	<b>1:45.612</b>	33.813	36.123	<b>35.676</b>	279.1	56:17.853
23	2	2:05.489	34.378	44.970	46.141	268.7	58:23.342
24	2	1:45.692	<b>33.766</b>	<b>35.838</b>	36.088	282.0	1:00:09.034

**73** **TS Corse**  
 1. Pietro PECCENINI  
 2. Parth GHORPADE  
 Duqueine M30 - D08 - Nissan  
 LMP3

1	1	2:47.421	1:25.608	41.438	40.375	155.8	2:47.421
---	---	----------	----------	--------	--------	-------	----------



# Michelin Le Mans Cup

## Monza Round

### Free Practice 2

## Sector Analysis

MONZA 5.793 m.

Lap under Red Flag    Invalidated Lap    Personal Best    Session Best    Crossing the pit lane

Lap	D	Time	Sector 1	Sector 2	Sector 3	T. Spd	Elapsed	Lap	D	Time	Sector 1	Sector 2	Sector 3	T. Spd	Elapsed							
2	1	1:51.838	35.728	38.249	37.861	252.9	4:39.259	16	2	1:53.856 <b>B</b>	34.897	36.574	42.385	273.4	37:43.079							
3	1	1:50.480	35.197	37.476	37.807	268.0	6:29.739	17	1	4:20.364	3:04.843	38.039	37.482	120.9	42:03.443							
4	1	2:36.411	42.843	1:13.535	40.033	264.1	9:06.150	18	1	1:53.006	35.853	38.969	38.184	262.8	43:56.449							
5	1	1:49.127	34.807	37.016	37.304	270.7	10:55.277	19	1	1:49.008	34.921	37.110	36.977	270.7	45:45.457							
6	1	2:12.710	35.007	37.607	1:00.096	264.7	13:07.987	20	1	1:50.684	35.452	37.593	37.639	252.9	47:36.141							
7	1	4:28.664	1:28.571	1:23.875	1:36.218	79.6	17:36.651	21	1	1:49.734	34.947	37.526	37.261	272.0	49:25.875							
8	1	3:52.785	1:27.448	1:20.898	1:04.439	80.8	21:29.436	22	1	1:48.949	34.716	36.976	37.257	272.7	51:14.824							
9	1	1:50.613	35.576	37.641	37.396	270.0	23:20.049	23	1	1:48.348	34.583	37.027	36.738	272.7	53:03.172							
10	1	1:50.539	34.788	37.904	37.847	271.4	25:10.588	24	1	1:47.895	34.588	36.731	36.576	272.7	54:51.067							
11	1	1:48.766	34.820	36.819	37.127	273.4	26:59.354	25	1	1:48.033	34.623	36.614	36.796	272.7	56:39.100							
12	1	1:48.242	34.508	36.907	36.827	275.5	28:47.596	26	1	<del>1:49.244</del>	34.610	<del>37.584</del>	37.050	272.7	58:28.344							
13	1	1:48.101	34.674	36.620	36.807	274.1	30:35.697	27	1	1:48.950	34.727	37.359	36.864	272.7	1:00:17.294							
14	1	1:48.048	34.642	<b>36.582</b>	36.824	276.2	32:23.745	<b>88</b> <b>GMB Motorsport</b> Honda NSX GT3														
15	1	<b>1:47.794</b>	34.516	36.591	<b>36.687</b>	274.8	34:11.539	1. Mikkel O. PEDERSEN GT3														
16	1	1:48.012	34.503	36.653	36.856	274.8	35:59.551	2. Lars Engelbrecht PEDERSEN														
17	1	2:04.929 <b>B</b>	34.444	40.608	49.877	275.5	38:04.480	1	1	3:21.061	1:58.859	40.483	41.719	168.5	3:21.061							
18	2	4:30.441	3:10.343	41.805	38.293	178.5	42:34.921	2	1	1:54.000	35.701	38.060	40.239	263.4	5:15.061							
19	2	1:50.352	35.190	37.646	37.516	269.3	44:25.273	3	1	1:57.746 <b>B</b>	35.667	38.044	44.035	262.1	7:12.807							
20	2	1:49.766	34.780	37.481	37.505	271.4	46:15.039	4	1	4:08.813	2:47.410	38.228	43.175	171.4	11:21.620							
21	2	1:49.432	34.468	37.396	37.568	275.5	48:04.471	5	1	2:50.365 <b>B</b>	35.410	41.240	1:33.715	263.4	14:11.985							
22	2	1:52.452	34.488	38.444	39.520	276.2	49:56.923	6	2	8:25.202	7:03.036	41.352	40.814	79.2	22:37.187							
23	2	1:49.795	34.674	37.620	37.501	276.2	51:46.718	7	2	2:06.012 <b>B</b>	37.378	39.789	48.845	254.7	24:43.199							
24	2	1:50.060	34.606	37.645	37.809	276.2	53:36.778	8	2	4:30.245	3:05.503	41.831	42.911	172.5	29:13.444							
25	2	1:49.195	34.692	37.242	37.261	265.4	55:25.973	9	2	1:57.357	37.233	40.214	39.910	215.6	31:10.801							
26	2	1:49.417	34.816	37.062	37.539	267.3	57:15.390	10	2	1:55.959	36.704	39.665	39.590	261.5	33:06.760							
27	2	1:48.344	34.334	37.038	36.972	272.0	59:03.734	11	2	1:58.324	36.668	39.297	42.359	247.1	35:05.084							
28	2	1:48.855	<b>34.256</b>	37.033	37.566	275.5	1:00:52.589	12	2	1:55.584	36.373	39.357	39.854	259.6	37:00.668							
<b>76</b> <b>Reiter Engineering</b> Ligier JS P320 - Nissan							LMP3															
1. Freddie HUNT																						
2. Mads SILJEHAUG																						
1	1	1:58.621	42.763	38.403	37.455	200.4	1:58.621	13	2	1:54.921	36.175	39.094	39.652	260.9	38:55.589							
2	1	1:51.610	34.768	39.819	37.023	272.7	3:50.231	14	2	2:02.692 <b>B</b>	36.352	39.230	47.110	251.7	40:58.281							
3	1	<b>1:48.378</b>	34.991	<b>36.908</b>	<b>36.479</b>	270.0	5:38.609	15	1	4:15.947	3:00.364	37.622	37.961	204.2	45:14.228							
4	1	2:39.923	34.394	40.296	1:25.233	275.5	8:18.532	16	1	<b>1:50.296</b>	<b>35.266</b>	<b>37.303</b>	<b>37.727</b>	264.1	47:04.524							
5	1	1:51.720	37.081	38.046	36.593	250.6	10:10.252	17	1	1:56.638 <b>B</b>	35.442	37.343	43.853	264.7	49:01.162							
<b>77</b> <b>Team Thor</b> Ligier JS P320 - Nissan							LMP3															
1. Audunn GUDMUNDSSON																						
2. Michael MARKUSSEN																						
1	2	2:20.833	1:02.547	39.421	38.865	177.0	2:20.833	18	1	4:24.944	3:07.938	38.474	38.532	152.1	53:26.106							
2	2	1:49.660	35.633	37.254	36.773	257.8	4:10.493	19	1	1:50.812	35.316	37.631	37.865	265.4	55:16.918							
3	2	1:47.904	34.856	36.463	36.585	271.4	5:58.397	20	1	1:50.666	35.404	37.508	37.754	264.7	57:07.584							
4	2	2:41.164	36.820	59.623	1:04.721	272.0	8:39.561	21	1	<del>1:53.324</del>	35.272	<del>37.700</del>	40.352	264.7	59:00.908							
5	2	1:47.726	34.599	36.574	36.553	270.7	10:27.287	22	1	1:51.082	35.306	37.613	38.163	266.0	1:00:51.990							
6	2	2:19.203 <b>B</b>	34.590	40.008	1:04.605	272.7	12:46.490	<b>99</b> <b>Bullitt Racing</b> Aston Martin Vantage GT3														
7	2	8:34.048	5:59.834	1:22.161	1:12.053	79.7	21:20.538	1. Stephen PATTRICK GT3														
8	2	1:51.969	36.629	38.238	37.102	257.1	23:12.507	2. Valentin HASSE-CLOT														
9	2	1:48.102	35.018	36.559	36.525	268.7	25:00.609	1	2	2:55.103	1:32.939	40.806	41.358	149.4	2:55.103							
10	2	1:47.164	34.626	36.315	36.223	271.4	26:47.773	2	2	<del>1:51.362</del>	35.272	37.943	<del>38.147</del>	269.3	4:46.465							
11	2	<b>1:46.977</b>	34.604	<b>36.216</b>	<b>36.157</b>	271.4	28:34.750	3	2	<b>1:51.143</b>	35.333	<b>37.756</b>	<b>38.054</b>	270.0	6:37.608							
12	2	1:47.258	34.459	36.374	36.425	273.4	30:22.008	4	2	2:35.329	56.744	59.032	39.553	216.9	9:12.937							
13	2	1:47.590	<b>34.446</b>	36.474	36.670	274.1	32:09.598	5	2	1:58.722	35.305	39.002	44.415	269.3	11:11.659							
14	2	1:52.170	36.645	37.146	38.379	274.1	34:01.768	6	2	2:48.356 <b>B</b>	<b>35.229</b>	42.531	1:30.596	268.0	14:00.015							
15	2	1:47.455	34.753	36.256	36.446	273.4	35:49.223	7	2	6:31.088 <b>B</b>	3:37.350	1:20.451	1:33.287	80.2	20:31.103							
							8									1	3:55.889 <b>B</b>	2:29.048	39.557	47.284	156.5	24:26.992
							9									1	6:58.531 <b>B</b>	5:27.928	42.675	47.928	153.6	31:25.523
							10									1	5:55.100 <b>B</b>	4:26.120	41.200	47.780	193.5	37:20.623