

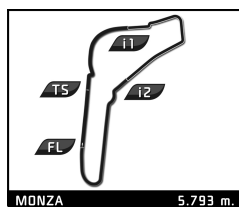
Michelin Le Mans Cup

Monza Round

Qualifying Practice - LMP3

Sector Analysis

Lap under Red Flag							Invalidated Lap		Personal Best		Session Best		B Crossing the pit lane			
Lap	D	Time	Sector 1	Sector 2	Sector 3	T. Spd	Elapsed	Lap	D	Time	Sector 1	Sector 2	Sector 3	T. Spd	Elapsed	
2 United Autosports 1.Andrew HADDON 2.Max LYNN							Ligier JS P320 - Nissan LMP3		6	1	1:53.859	35.398	38.227	40.234	259.6	15:26.224
1	1	3:51.142 B	1:08.752	1:06.466	1:35.924	159.8	3:51.142	7	1	1:45.884	34.092	35.843	35.949	272.7	17:12.108	
2	1	4:43.416	3:22.874	39.221	41.321	172.8	8:34.558	8	1	1:45.795	34.012	35.726	36.057	273.4	18:57.903	
3	1	1:50.012	35.180	37.305	37.527	261.5	10:24.570	9	1	2:04.582 B	34.058	36.040	54.484	274.1	21:02.485	
4	1	1:49.086	34.763	36.929	37.394	274.1	12:13.656									
5	1	1:48.366	34.490	36.604	37.272	275.5	14:02.022									
6	1	1:48.186	34.420	36.542	37.224	274.8	15:50.208									
7	1	1:48.683	34.470	36.857	37.356	274.1	17:38.891									
8	1	1:48.507	34.513	36.603	37.391	274.8	19:27.398									
3 DKR Engineering 1.Jon BROWNSON 2.Laurents HORR							Duqueine M30 - D08 - Nissan LMP3									
1	1	4:20.241 B	1:31.898	1:06.335	1:42.008	175.6	4:20.241									
2	1	4:32.278	3:08.924	39.851	43.503	135.0	8:52.519									
3	1	1:49.898	35.221	37.638	37.039	271.4	10:42.417									
4	1	1:48.049	34.765	36.682	36.602	274.1	12:30.466									
5	1	1:48.131	34.750	37.016	36.365	276.2	14:18.597									
6	1	1:47.498	34.725	36.464	36.309	274.8	16:06.095									
7	1	1:47.378	34.511	36.384	36.483	274.8	17:53.473									
8	1	1:47.482	34.269	36.437	36.776	276.2	19:40.955									
4 Nielsen Racing 1.John MELSOM 2.Matthew BELL							Duqueine M30 - D08 - Nissan LMP3									
1	1	5:41.648 B	2:40.294	1:23.513	1:37.841	78.2	5:41.648									
2	1	3:14.909	1:48.377	41.737	44.795	138.3	8:56.557									
3	1	1:53.220	35.646	37.361	40.213	267.3	10:49.777									
4	1	1:47.146	34.457	36.225	36.464	270.7	12:36.923									
5	1	1:51.035	34.279	36.430	40.326	275.5	14:27.958									
6	1	1:47.081	34.348	36.195	36.538	272.0	16:15.039									
7	1	1:46.850	34.198	36.167	36.485	272.7	18:01.889									
8	1	1:56.111 B	35.155	36.677	44.279	261.5	19:58.000									
6 ANS Motorsport 1.Jonathan BROSSARD 2.Nicolas SCHATZ							Ligier JS P320 - Nissan LMP3									
1	1	2:50.146 B	45.138	40.532	1:24.476	198.5	2:50.146									
2	1	5:24.930	4:06.586	37.914	40.430	210.5	8:15.076									
3	1	1:49.126	35.076	37.264	36.786	265.4	10:04.202									
4	1	1:48.228	34.614	37.125	36.489	276.2	11:52.430									
5	1	1:47.781	34.718	36.599	36.464	268.0	13:40.211									
6	1	1:48.129	34.257	36.744	37.128	279.8	15:28.340									
7	1	1:47.653	34.296	36.635	36.722	278.4	17:15.993									
8	1	1:47.443	34.185	36.683	36.575	279.1	19:03.436									
9	1	1:48.138	34.306	36.689	37.143	277.6	20:51.574									
7 Nielsen Racing 1.Anthony WELLS 2.Colin NOBLE							Ligier JS P320 - Nissan LMP3									
1	1	2:51.942 B	45.706	40.335	1:25.901	198.5	2:51.942									
2	1	5:21.158	4:05.286	37.627	38.245	209.3	8:13.100									
3	1	1:46.799	34.462	36.126	36.211	270.7	9:59.899									
4	1	1:46.285	34.123	36.070	36.092	272.7	11:46.184									
5	1	1:46.181	34.306	35.869	36.006	273.4	13:32.365									
9 AT Racing Team 1.Alexander TALKANITSA 2.Charles MILESI							Ligier JS P320 - Nissan LMP3									
1	1	5:40.059 B	2:30.303	1:28.255	1:41.501	137.8	5:40.059									
2	1	3:51.450	2:33.878	39.139	38.433	132.7	9:31.509									
3	1	1:50.077	35.414	37.137	37.526	262.8	11:21.586									
4	1	1:49.071	34.902	36.837	37.332	270.7	13:10.657									
5	1	1:48.404	34.828	36.534	37.042	272.7	14:59.061									
6	1	1:47.838	34.425	36.527	36.886	272.7	16:46.899									
7	1	1:47.694	34.719	36.457	36.518	272.7	18:34.593									
8	1	1:47.028	34.238	36.168	36.622	273.4	20:21.621									
10 Racing Spirit of Leman 1.Alexander MATTSCHULL 2.Tom DILLMANN							Ligier JS P320 - Nissan LMP3									
1	1	7:59.457	6:43.448	38.226	37.783	133.8	7:59.457									
2	1	1:49.781	35.133	37.429	37.219	252.9	9:49.238									
3	1	1:46.473	34.240	36.043	36.190	275.5	11:35.711									
4	1	1:48.602	34.405	37.286	36.911	276.2	13:24.313									
5	1	1:46.177	34.348	35.782	36.047	276.9	15:10.490									
6	1	1:49.167	34.278	36.181	38.708	276.9	16:59.657									
7	1	1:48.096	34.212	36.006	37.878	276.9	18:47.753									
8	1	1:48.947	34.112	37.899	36.936	278.4	20:36.700									
11 WTM Racing 1.Torsten KRATZ 2.Leonard WEISS							Duqueine M30 - D08 - Nissan LMP3									
1	1	2:44.716 B	43.627	38.723	1:22.366	182.7	2:44.716									
2	1	5:17.743	4:00.680	39.264	37.799	113.7	8:02.459									
3	1	1:47.105	34.113	36.064	36.928	275.5	9:49.564									
4	1	1:46.538	34.097	36.333	36.108	261.5	11:36.102									
5	1	1:48.613	35.053	36.625	36.935	272.0	13:24.715									
6	1	1:46.117	34.173	36.050	35.894	279.1	15:10.832									
7	1	1:49.470	34.501	37.281	37.688	275.5	17:00.302									
8	1	1:53.278	34.264	41.006	38.008	278.4	18:53.580									
9	1	1:45.730	33.990	35.700	36.040	279.8	20:39.310									
13 Haegeli by T2 Racing 1.Pieder DECURTINS 2.Marc BASSENG							Duqueine M30 - D08 - Nissan LMP3									
1	1	4:39.311 B	1:51.779	1:16.764	1:30.768	165.4	4:39.311									
2	1	4:09.008	2:46.498	42.554	39.956	163.9	8:48.319									
3	1	1:47.990	34.806	36.728	36.456	270.0	10:36.309									
4	1	1:46.801	34.322	36.369	36.110	273.4	12:23.110									
5	1	1:59.494	34.238	45.222	40.034	277.6	14:22.604									
6	1	1:46.277	34.235	36.175	35.867	274.8	16:08.881									
7	1	1:46.546	34.065	36.185	36.296	275.5	17:55.427									
8	1	1:46.129	34.114	36.031	35.984	276.9	19:41.556									
14 DKR Engineering 1.James WINSLOW 2.Alexander BUKHANTSOV							Duqueine M30 - D08 - Nissan LMP3									
1	2	5:43.180 B	2:55.337	1:27.332	1:20.511	78.3	5:43.180									



Michelin Le Mans Cup

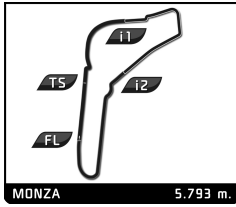
Monza Round

Qualifying Practice - LMP3

Sector Analysis

Lap under Red Flag Invalidated Lap Personal Best Session Best Crossing the pit lane

Lap	D	Time	Sector 1	Sector 2	Sector 3	T. Spd	Elapsed	Lap	D	Time	Sector 1	Sector 2	Sector 3	T. Spd	Elapsed
20 Optimum Motorsport 1. Mark CRADER 2. Alex MORTIMER Duqueine M30 - D08 - Nissan LMP3															
1	1	5:27.986 B	2:22.751	1:24.886	1:40.349	151.3	5:27.986								
2	1	3:52.022	2:35.347	38.825	37.850	166.9	9:20.008								
3	1	1:49.452	35.063	36.925	37.464	268.0	11:09.460								
4	1	1:48.474	34.413	36.957	37.104	272.7	12:57.934								
5	1	1:48.201	34.352	36.873	36.976	276.2	14:46.135								
6	1	1:48.357	34.494	36.822	37.041	274.8	16:34.492								
7	1	1:48.013	34.475	36.704	36.834	276.9	18:22.505								
8	1	1:47.793	34.332	36.567	36.894	276.9	20:10.298								
22 United Autosports 1. Andres LATORRE 2. Garnet PATTERSON Ligier JS P320 - Nissan LMP3															
1	1	3:23.457 B	1:01.450	46.029	1:35.978	166.2	3:23.457								
2	1	5:10.193	3:46.504	40.196	43.493	157.7	8:33.650								
3	1	1:50.374	35.060	37.390	37.924	269.3	10:24.024								
4	1	1:51.435	35.605	37.792	38.038	268.7	12:15.459								
5	1	1:50.104	34.966	37.263	37.875	275.5	14:05.563								
6	1	1:49.289	34.708	37.085	37.496	273.4	15:54.852								
7	1	1:49.061	34.989	36.755	37.317	272.7	17:43.913								
8	1	1:48.614	34.730	36.793	37.091	274.1	19:32.527								
23 United Autosports 1. John SCHAURMAN 2. Wayne BOYD Ligier JS P320 - Nissan LMP3															
1	1	3:47.356 B	1:07.743	1:04.188	1:35.425	164.1	3:47.356								
2	1	5:30.776	4:05.731	43.020	42.025	203.4	9:18.132								
3	1	1:47.838	34.825	36.373	36.640	272.7	11:05.970								
4	1	1:47.097	34.307	36.572	36.218	275.5	12:53.067								
5	1	1:46.697	34.221	36.279	36.197	276.9	14:39.764								
6	1	1:46.475	34.183	36.161	36.131	276.2	16:26.239								
7	1	1:46.439	34.148	36.188	36.103	275.5	18:12.678								
8	1	1:46.229	34.013	36.015	36.201	276.9	19:58.907								
27 24-7 Motorsport 1. Andrew FERGUSON 2. Louis HAMILTON-SMITH Ligier JS P320 - Nissan LMP3															
1	1	3:14.190 B	54.309	43.612	1:36.269	180.6	3:14.190								
2	1	5:11.637	3:49.904	40.635	41.098	189.8	8:25.827								
3	1	1:53.723	36.134	39.153	38.436	246.0	10:19.550								
4	1	1:49.788	35.163	37.280	37.345	269.3	12:09.338								
5	1	1:48.644	34.719	36.921	37.004	273.4	13:57.982								
6	1	1:49.195	35.131	36.934	37.130	270.7	15:47.177								
7	1	1:49.073	34.693	37.145	37.235	272.0	17:36.250								
8	1	1:48.850	34.974	36.889	36.987	274.1	19:25.100								
28 MV2S Forestier Racing 1. Christophe CRESP 2. Emilien CARDE Ligier JS P320 - Nissan LMP3															
1	1	7:59.198	6:42.729	38.604	37.865	141.0	7:59.198								
2	1	1:47.828	34.667	36.753	36.408	271.4	9:47.026								
3	1	1:48.002	34.703	37.054	36.245	274.1	11:35.028								
4	1	1:46.835	34.188	36.371	36.276	275.5	13:21.863								
5	1	1:47.410	34.518	36.524	36.368	276.9	15:09.273								
6	1	1:48.017	34.438	36.697	36.882	275.5	16:57.290								
7	1	1:47.800	34.534	36.800	36.466	274.1	18:45.090								
8	1	2:06.103 B	34.539	36.696	54.868	275.5	20:51.193								
29 MV2S Forestier Racing 1. Jérôme DE SADELEER 2. Louis ROUSSET Ligier JS P320 - Nissan LMP3															
1	1	7:58.417	6:41.826	38.522	38.069	134.2	7:58.417								
2	1	1:46.695	34.665	35.917	36.113	269.3	9:45.112								
3	1	1:45.666	34.353	35.559	35.754	274.1	11:30.778								
4	1	1:50.093	35.168	35.977	38.948	276.9	13:20.871								
5	1	1:46.723	34.035	35.570	37.118	277.6	15:07.594								
6	1	1:45.558	34.202	35.432	35.924	276.2	16:53.152								
7	1	1:45.303	34.302	35.407	35.594	276.2	18:38.455								
8	1	1:45.517	34.060	35.406	36.051	277.6	20:23.972								
30 Frikadelli Racing Team 1. Klaus ABBELEN 2. Felipe LASER Ligier JS P320 - Nissan LMP3															
1	1	3:16.846 B	57.065	42.013	1:37.768	170.9	3:16.846								
2	1	5:10.004	3:48.547	39.809	41.648	203.8	8:26.850								
3	1	1:49.739	35.020	37.097	37.622	264.1	10:16.589								
4	1	1:49.034	34.569	37.039	37.426	270.7	12:05.623								
5	1	1:48.655	34.403	36.731	37.521	272.7	13:54.278								
6	1	1:47.567	34.324	36.360	36.883	273.4	15:41.845								
7	1	1:48.855	34.680	36.589	37.586	272.0	17:30.700								
8	1	1:47.952	34.190	36.712	37.050	274.1	19:18.652								
9	1	1:47.609	34.200	36.339	37.070	272.7	21:06.261								
32 United Autosports 1. Daniel SCHNEIDER 2. Andrew MEYRICK Ligier JS P320 - Nissan LMP3															
1	1	3:21.370 B	1:00.665	45.193	1:35.512	158.6	3:21.370								
2	1	5:09.610	3:47.617	39.607	42.386	171.4	8:30.980								
3	1	1:51.900	35.059	37.280	39.561	268.7	10:22.880								
4	1	1:47.713	34.476	36.547	36.690	273.4	12:10.593								
5	1	1:47.628	34.290	36.464	36.874	278.4	13:58.221								
6	1	1:51.224	35.837	36.498	38.889	262.8	15:49.445								
7	1	1:47.034	34.198	36.212	36.624	276.2	17:36.479								
8	1	1:50.033	35.434	36.708	37.891	276.9	19:26.512								
33 Team Virage 1. Rob HODES 2. Ian RODRIGUEZ Ligier JS P320 - Nissan LMP3															
1	1	5:25.795 B	2:19.878	1:25.033	1:40.884	149.8	5:25.795								
2	1	4:13.205	2:50.392	42.127	40.686	115.9	9:39.000								
3	1	1:50.569	35.035	37.938	37.596	270.0	11:29.569								
4	1	1:48.380	34.549	36.738	37.093	276.2	13:17.949								
5	1	1:50.520	34.538	37.344	38.638	276.2	15:08.469								



Michelin Le Mans Cup

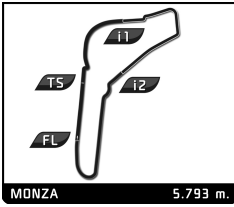
Monza Round

Qualifying Practice - LMP3

Sector Analysis

Lap under Red Flag Invalidated Lap Personal Best Session Best B Crossing the pit lane

Lap	D	Time	Sector 1	Sector 2	Sector 3	T. Spd	Elapsed	Lap	D	Time	Sector 1	Sector 2	Sector 3	T. Spd	Elapsed
40 GRAFF Racing Ligier JS P320 - Nissan															
1.Luis SANJUAN LMP3															
2.Théo VAUCHER															
6	1	1:49.196	34.473	37.057	37.666	278.4	16:57.665	4	1	1:51.912	34.698	38.566	38.648	274.1	12:19.565
7	1	1:48.890	34.746	37.186	36.958	274.8	18:46.555	5	1	1:48.335	34.513	36.663	37.159	265.4	14:07.900
8	1	2:08.856 B	34.353	39.080	55.423	277.6	20:55.411	6	1	1:52.623	34.594	36.913	41.116	276.9	16:00.523
Ligier JS P320 - Nissan															
LMP3															
1	1	8:00.287	6:44.617	37.905	37.765	121.5	8:00.287	7	1	1:47.883	34.445	36.455	36.983	271.4	17:48.406
2	1	1:49.747	34.937	37.128	37.682	266.0	9:50.034	8	1	1:50.451	34.276	38.370	37.805	274.1	19:38.857
3	1	1:47.079	34.572	36.019	36.488	272.0	11:37.113								
4	1	1:48.120	34.638	36.591	36.891	272.7	13:25.233								
5	1	1:47.203	34.511	36.240	36.452	276.2	15:12.436								
6	1	1:48.547	34.464	36.567	37.516	272.0	17:00.983								
7	1	1:48.264	34.830	36.886	36.548	237.9	18:49.247								
8	1	2:03.703 B	34.289	37.158	52.256	273.4	20:52.950								
43 Racing Spirit of Leman Ligier JS P320 - Nissan															
1.Jacques WOLFF LMP3															
2.Josh SKELTON															
1	1	8:03.338	6:45.045	39.175	39.118	115.4	8:03.338								
2	1	1:47.660	34.681	36.405	36.574	270.7	9:50.998								
3	1	1:47.439	34.458	36.324	36.657	276.2	11:38.437								
4	1	1:47.454	34.587	36.581	36.286	276.2	13:25.891								
5	1	1:47.175	34.481	36.491	36.203	277.6	15:13.066								
6	1	1:47.700	34.165	36.769	36.766	277.6	17:00.766								
7	1	1:47.625	34.379	36.479	36.767	276.9	18:48.391								
8	1	1:49.486	34.240	37.655	37.591	277.6	20:37.877								
53 RLR MSport Ligier JS P320 - Nissan															
1.Simon BUTLER LMP3															
2.Valentino CATALANO															
1	1	3:36.934 B	1:06.594	54.407	1:35.933	160.7	3:36.934								
2	1	4:59.173	3:37.291	41.394	40.488	188.2	8:36.107								
3	1	1:50.605	34.954	37.854	37.797	268.7	10:26.712								
4	1	1:50.485	35.065	37.594	37.826	274.8	12:17.197								
5	1	1:49.814	34.824	37.395	37.595	274.1	14:07.011								
6	1	1:49.557	34.816	37.163	37.578	272.0	15:56.568								
7	1	1:49.393	34.692	37.453	37.248	275.5	17:45.961								
8	1	1:49.892	34.602	37.709	37.581	274.8	19:35.853								
57 GRAFF Racing Ligier JS P320 - Nissan															
1.Stephan RUPP LMP3															
2.Ryan HARPER-ELLAM															
1	1	3:57.244 B	1:14.815	1:06.533	1:35.896	143.4	3:57.244								
2	1	4:56.429	3:33.110	41.759	41.560	147.9	8:53.673								
3	1	1:51.237	35.336	37.962	37.939	266.0	10:44.910								
4	1	1:49.948	34.815	37.551	37.582	270.7	12:34.858								
5	1	1:49.282	34.721	37.096	37.465	272.7	14:24.140								
6	1	1:48.908	34.723	36.996	37.189	273.4	16:13.048								
7	1	1:48.617	34.599	37.009	37.009	272.7	18:01.665								
8	1	1:48.287	34.485	36.825	36.977	273.4	19:49.952								
66 Rinaldi Racing Duqueine M30 - D08 - Nissan															
1.Steve PARROW LMP3															
2.Daniel KEILWITZ															
1	1	4:07.916 B	1:18.402	1:12.495	1:37.019	161.9	4:07.916								
2	1	4:29.785	3:08.132	39.990	41.663	188.2	8:37.701								
3	1	1:49.952	35.453	36.896	37.603	247.7	10:27.653								
69 COOL Racing Ligier JS P320 - Nissan															
1.Maurice SMITH LMP3															
2.Malthe JAKOBSEN															
1	1	2:55.132 B	47.167	39.341	1:28.624	204.9	2:55.132								
2	1	5:18.539	4:03.036	37.563	37.940	207.7	8:13.671								
3	1	1:48.008	34.803	36.719	36.486	269.3	10:01.679								
4	1	1:46.707	34.394	36.073	36.240	273.4	11:48.386								
5	1	1:46.480	34.208	36.012	36.260	274.1	13:34.866								
6	1	1:57.178	34.218	36.452	46.508	274.8	15:32.044								
7	1	1:46.364	34.195	36.017	36.152	274.1	17:18.408								
8	1	1:54.141	34.458	37.891	41.792	274.8	19:12.549								
9	1	1:46.157	34.069	35.950	36.138	274.1	20:58.706								
72 Team Virage Ligier JS P320 - Nissan															
1.Alexandre YVON LMP3															
2.Mathis POULET															
1	1	2:48.659 B	45.267	40.038	1:23.354	195.3	2:48.659								
2	1	5:16.256	3:59.048	38.678	38.530	154.9	8:04.915								
3	1	1:50.180	35.284	37.325	37.571	244.3	9:55.095								
4	1	1:48.754	34.731	37.125	36.898	268.7	11:43.849								
5	1	1:47.911	34.315	36.706	36.890	279.1	13:31.760								
6	1	1:47.849	34.393	36.644	36.812	276.9	15:19.609								
7	1	1:47.846	34.215	36.774	36.857	279.1	17:07.455								
8	1	1:47.564	33.888	36.604	37.072	279.1	18:55.019								
9	1	2:03.626 B	34.119	36.828	52.679	279.1	20:58.645								
73 TS Corse Duqueine M30 - D08 - Nissan															
1.Pietro PECCENINI LMP3															
2.Parth GHORPADE															
1	1	2:46.996 B	44.659	40.352	1:21.985	180.9	2:46.996								
2	1	5:17.567	4:00.390	38.670	38.507	149.2	8:04.563								
3	1	1:49.157	34.983	37.108	37.066	266.0	9:53.720								
4	1	1:47.772	34.696	36.582	36.494	274.8	11:41.492								
5	1	1:46.980	34.352	36.426	36.202	276.9	13:28.472								
6	1	1:47.162	34.301	36.606	36.255	274.8	15:15.634								
7	1	1:46.856	34.147	36.250	36.459	276.9	17:02.490								
8	1	1:47.835	34.194	36.901	36.740	276.2	18:50.325								
9	1	1:48.261	34.190	36.653	37.418	276.2	20:38.586								
76 Reiter Engineering Ligier JS P320 - Nissan															
1.Freddie HUNT LMP3															
2.Mads SILJHAUG															
1	1	2:59.512 B	47.574	40.362	1:31.576	212.6	2:59.512								
2	1	5:21.743	4:01.584	40.042	40.117	188.2	8:21.255								
3	1	1:45.813	34.178	35.992	35.643	276.2	10:07.068								
4	1	1:45.507	34.115	35.596	35.796	277.6	11:52.575								
5	1	1:44.838	33.973	35.448	35.417	279.8	13:37.413								
6	1	1:50.065	33.924	35.459	40.683	279.1	15:27.478								
7	1	1:47.837	34.141	35.533	38.163	279.8	17:15.315								
8	1	1:45.231	33.820	35.543	35.868	279.8	19:00.546								
9	1	2:05.526 B	35.057	38.336	52.133	279.1	21:06.072								



Michelin Le Mans Cup

Monza Round

Qualifying Practice - LMP3

Sector Analysis

Lap under Red Flag Invalidated Lap ■ Personal Best ■ Session Best **B** Crossing the pit lane

Lap	D	Time	Sector 1	Sector 2	Sector 3	T. Spd	Elapsed	Lap	D	Time	Sector 1	Sector 2	Sector 3	T. Spd	Elapsed
77		Team Thor	Ligier JS P320 - Nissan LMP3												
		1.Audunn GUDMUNDSSON													
		2.Michael MARKUSSEN													
1	1	4:17.201 B	1:22.718	1:14.098	1:40.385	161.0	4:17.201								
2	1	4:26.472	3:01.686	44.082	40.704	180.0	8:43.673								
3	1	1:48.400	35.424	36.537	36.439	256.5	10:32.073								
4	1	1:47.763	34.498	36.704	36.561	272.0	12:19.836								
5	1	1:54.590	36.214	41.305	37.071	266.0	14:14.426								
6	1	1:47.467	34.680	36.339	36.448	264.7	16:01.893								
7	1	1:47.245	34.598	36.097	36.550	274.8	17:49.138								
8	1	1:58.023 B	34.411	37.890	45.722	276.2	19:47.161								