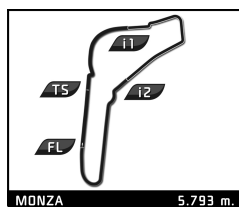


# Michelin Le Mans Cup

## Monza Round Race

### Sector Analysis

		<b>Lap under Red Flag</b>						<b>Invalidated Lap</b>		<b>Personal Best</b>		<b>Session Best</b>		<b>B Crossing the pit lane</b>	
Lap	D	Time	Sector 1	Sector 2	Sector 3	T. Spd	Elapsed	Lap	D	Time	Sector 1	Sector 2	Sector 3	T. Spd	Elapsed
<b>2</b>		<b>United Autosports</b>						Ligier JS P320 - Nissan							
		1.Andrew HADDON						LMP3							
		2.Max LYNN													
1	1	2:07.119	45.533	41.599	39.987	159.8	2:07.119								
2	1	1:57.358	37.977	39.801	39.580	226.4	4:04.477								
3	1	1:57.787	35.565	38.113	44.109	253.5	6:02.264								
4	1	3:08.744	50.868	1:08.537	1:09.339	171.7	9:11.008								
5	1	2:23.868	59.410	44.513	39.945	187.5	11:34.876								
6	1	2:01.210	37.606	38.010	45.594	246.6	13:36.086								
7	1	3:21.194	1:01.947	1:08.143	1:11.104	124.0	16:57.280								
8	1	2:23.910	1:01.503	43.268	39.139	144.2	19:21.190								
9	1	1:51.635	35.559	37.924	38.152	242.2	21:12.825								
10	1	1:53.267	37.372	38.007	37.888	224.1	23:06.092								
11	1	1:56.220	37.819	40.022	38.379	190.8	25:02.312								
12	1	3:31.706	37.353	1:21.521	1:32.832	235.3	28:34.018								
13	1	2:27.728	1:10.945	38.458	38.325		31:01.746								
14	1	1:51.375	35.371	38.009	37.995	254.7	32:53.121								
15	1	1:50.882	34.673	37.412	38.797	265.4	34:44.003								
16	1	1:50.386	34.948	37.529	37.909	262.1	36:34.389								
17	1	1:50.505	34.706	37.285	38.514	264.1	38:24.894								
18	1	1:52.027	36.312	37.494	38.221	219.5	40:16.921								
19	1	1:49.586	34.840	37.032	37.714	265.4	42:06.507								
20	1	1:51.910	34.751	39.238	37.921	269.3	43:58.417								
21	1	1:50.441	34.613	38.041	37.787	266.0	45:48.858								
22	1	1:50.414	35.143	37.271	38.000	273.4	47:39.272								
23	1	1:49.803	34.869	37.261	37.673	272.0	49:29.075								
24	1	3:03.798	34.753	56.260	1:32.785	274.8	52:32.873								
25	1	4:23.323 B	1:26.740	1:22.056	1:34.527		56:56.196								
26	2	5:02.170	3:38.769	45.418	37.983		1:01:58.366								
27	2	1:50.009	34.917	36.892	38.200	270.7	1:03:48.375								
28	2	1:50.731	36.047	37.338	37.346	262.8	1:05:39.106								
29	2	3:25.138	34.641	1:17.352	1:33.145	272.7	1:09:04.244								
30	2	2:12.174	57.521	37.435	37.218	150.6	1:11:16.418								
31	2	1:48.929	34.840	37.345	36.744	272.0	1:13:05.347								
32	2	1:47.502	34.430	36.393	36.679	273.4	1:14:52.849								
33	2	1:46.944	34.402	36.066	36.476	274.8	1:16:39.793								
34	2	2:03.629	34.413	36.233	52.983	273.4	1:18:43.422								
35	2	3:56.464	1:26.399	1:22.346	1:07.719		1:22:39.886								
36	2	1:48.846	35.074	36.813	36.959	270.0	1:24:28.732								
37	2	1:48.214	35.299	36.280	36.635	267.3	1:26:16.946								
38	2	2:37.165	34.491	36.630	1:26.044	274.1	1:28:54.111								
39	2	3:12.245	1:26.511	1:08.088	37.646		1:32:06.356								
40	2	1:49.654	34.722	37.415	37.517	270.0	1:33:56.010								
41	2	1:47.677	34.590	36.471	36.616	275.5	1:35:43.687								
42	2	1:49.026	34.515	36.598	37.913	275.5	1:37:32.713								
43	2	1:47.458	34.452	36.247	36.759	275.5	1:39:20.171								
44	2	1:48.296	34.784	36.471	37.041	273.4	1:41:08.467								
45	2	1:48.803	34.851	36.866	37.086	264.1	1:42:57.270								
46	2	3:15.450	34.789	1:07.677	1:32.984	274.8	1:46:12.720								
47	2	2:47.768	1:26.971	43.185	37.612		1:49:00.488								
48	2	1:48.348	34.892	36.446	37.010	266.7	1:50:48.836								
49	2	1:47.851	34.470	36.463	36.918	272.7	1:52:36.687								
<b>3</b>		<b>DKR Engineering</b>						Duqueine M30 - D08 - Nissan							
		1.Jon BROWNSON						LMP3							
		2.Laurents HERR													
1	1	2:00.251	41.060	40.473	38.718	169.8	2:00.251								
2	1	7:48.617 B	35.415	37.620	6:35.582	270.0	9:48.868								
3	1	2:56.746	1:38.095	39.575	39.076	194.2	12:45.614								
4	1	2:01.424	42.999	39.545	38.880	141.5	14:47.038								
5	1	2:23.266	39.361	39.184	1:04.721	144.4	17:10.304								
6	1	2:21.968	58.018	45.218	38.732	129.8	19:32.272								
7	1	1:52.403	36.280	37.643	38.480	243.8	21:24.675								
8	1	1:53.287	36.707	37.995	38.585	226.4	23:17.962								
9	1	1:55.387	36.567	39.860	38.960	227.8	25:13.349								
10	1	3:50.458	57.323	1:21.375	1:31.760	266.0	29:03.807								
11	1	2:14.913	58.727	38.271	37.915	138.5	31:18.720								
12	1	1:52.278	35.919	38.336	38.023	242.7	33:10.998								
13	1	1:51.576	35.204	37.942	38.430	272.7	35:02.574								
14	1	1:49.585	34.782	37.339	37.464	273.4	36:52.159								
15	1	1:49.293	34.852	37.069	37.372	273.4	38:41.452								
16	1	1:49.742	35.062	37.228	37.452	273.4	40:31.194								
17	1	1:51.228	36.140	37.688	37.400	272.7	42:22.422								
18	1	1:50.920	35.393	38.147	37.380	270.7	44:13.342								
19	1	1:50.436	35.375	37.356	37.705	270.7	46:03.778								
20	1	1:49.603	35.061	37.474	37.068	272.0	47:53.381								
21	1	1:51.693	35.045	38.977	37.671	272.0	49:45.074								
22	1	3:19.063 B	35.128	1:09.734	1:34.201	272.7	53:04.137								
23	2	6:39.576	3:45.827	1:21.619	1:32.130		59:43.713								
24	2	2:27.506	1:13.746	37.382	36.378		1:02:11.219								
25	2	1:47.232	34.382	35.678	37.172	274.1	1:03:58.451								
26	2	1:47.018	34.426	35.660	36.932	272.7	1:05:45.469								
27	2	3:28.901	35.838	1:21.218	1:31.845	276.2	1:09:14.370								
28	2	2:03.000	50.483	36.077	36.440	208.5	1:11:17.370								
29	2	1:45.357	34.040	35.630	35.687	277.6	1:13:02.727								
30	2	1:44.587	33.809	35.318	35.460	276.2	1:14:47.314								
31	2	1:44.706	33.901	35.312	35.493	276.9	1:16:32.020								
32	2	1:46.223	33.907	35.696	36.620	276.9	1:18:18.243								
33	2	4:07.630	1:24.580	1:21.175	1:21.875		1:22:25.873								
34	2	1:47.351	35.267	36.250	35.834	262.1	1:24:13.224								
35	2	1:46.219	34.189	36.359	35.671	276.9	1:25:59.443								
36	2	2:00.004	34.336	35.921	49.747	276.2	1:27:59.447								
37	2	3:43.947	1:25.919	1:21.325	56.703		1:31:43.394								
38	2	1:46.550	34.414	35.800	36.336	275.5	1:33:29.944								
39	2	1:45.882	34.104	36.044	35.734	279.8	1:35:15.826								
40	2	1:45.181	33.809	35.716	35.656	279.1	1:37:01.007								
41	2	1:45.588	33.976	35.551	36.061	278.4	1:38:46.595								
42	2	1:45.542	33.949	35.832	35.761	277.6	1:40:32.137								
43	2	1:46.942	33.919	36.690	36.333	279.1	1:42:19.079								
44	2	2:21.895	34.157	37.162	1:10.576	280.5	1:44:40.974								
45	2	3:37.122	1:27.015	1:21.906	48.201		1:48:18.096								
46	2	1:46.525	35.094	35.673	35.758	267.3	1:50:04.621								
47	2	1:47.824	35.194	36.492	36.138	276.2	1:51:52.445								
<b>4</b>		<b>Nielsen Racing</b>						Duqueine M30 - D08 - Nissan							
		1.John MELSON						LMP3							
		2.Matthew BELL													



# Michelin Le Mans Cup

## Monza Round

### Race

### Sector Analysis

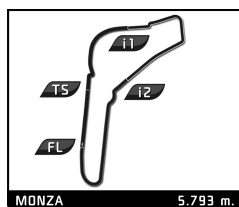
										Lap under Red Flag	Invalidated Lap	Personal Best	Session Best	Crossing the pit lane					
Lap	D	Time	Sector 1	Sector 2	Sector 3	T. Spd	Elapsed	Lap	D	Time	Sector 1	Sector 2	Sector 3	T. Spd	Elapsed				
1	2	4:19.044	3:04.875	37.037	37.132	208.5	4:19.044	4	1	2:56.684	39.932	1:08.339	1:08.413	178.2	9:19.280				
2	2	1:52.959	34.451	38.153	40.355	274.1	6:12.003	5	1	2:28.554	1:00.556	47.915	40.083	169.3	11:47.834				
3	2	3:05.917	48.367	1:08.832	1:08.718	178.5	9:17.920	6	1	1:57.219	36.816	38.831	41.572	204.5	13:45.053				
4	2	2:25.929	1:00.613	48.382	36.934	179.4	11:43.849	7	1	3:21.943	1:01.860	1:07.032	1:13.051	142.3	17:06.996				
5	2	1:57.049	35.150	37.145	44.754	246.0	13:40.898	8	1	2:22.159	59.622	43.722	38.815		19:29.155				
6	2	3:22.375	1:02.278	1:07.853	1:12.244	133.3	17:03.273	9	1	1:52.696	36.341	38.339	38.016	191.5	21:21.851				
7	2	2:21.485	59.712	43.206	38.567	158.1	19:24.758	10	1	1:53.856	36.307	38.579	38.970	193.2	23:15.707				
8	2	1:47.387	34.872	36.311	36.204	268.0	21:12.145	11	1	1:54.681	36.828	38.349	39.504	228.3	25:10.388				
9	2	1:47.709	35.430	35.940	36.339	274.8	22:59.854	12	1	3:50.286	56.144	1:21.953	1:32.189	231.3	29:00.674				
10	2	1:47.859	36.414	35.680	35.765	236.8	24:47.713	13	1	2:17.625	1:00.875	38.575	38.175		31:18.299				
11	2	3:22.693	35.698	1:14.606	1:32.389	222.7	28:10.406	14	1	1:51.634	35.338	37.644	38.652	264.1	33:09.933				
12	2	2:38.896	1:24.958	37.221	36.717		30:49.302	15	1	1:49.859	34.990	37.440	37.429	272.0	34:59.792				
13	2	1:47.150	34.258	36.235	36.657	273.4	32:36.452	16	1	1:50.008	35.273	37.528	37.207	271.4	36:49.800				
14	2	1:45.962	34.050	35.772	36.140	276.2	34:22.414	17	1	1:49.075	34.690	37.455	36.930	276.2	38:38.875				
15	2	1:46.439	34.023	36.416	36.000	277.6	36:08.853	18	1	1:50.274	34.511	37.421	38.342	278.4	40:29.149				
16	2	1:47.381	34.574	36.268	36.539	268.0	37:56.234	19	1	1:50.101	35.156	37.404	37.541	257.8	42:19.250				
17	2	1:46.881	34.333	36.465	36.083	276.2	39:43.115	20	1	1:49.557	34.819	37.282	37.456	272.0	44:08.807				
18	2	1:45.655	33.949	35.644	36.062	276.9	41:28.770	21	1	1:53.168	34.624	37.951	40.593	274.8	46:01.975				
19	2	1:45.766	34.127	35.814	35.825	278.4	43:14.536	22	1	1:50.634	35.071	37.838	37.725	269.3	47:52.609				
20	2	1:46.364	34.193	36.322	35.849	275.5	45:00.900	23	1	1:56.240	34.743	37.334	44.163	274.1	49:48.849				
21	2	1:48.204	34.372	36.549	37.283	277.6	46:49.104	24	2	6:32.421	3:38.140	1:21.740	1:32.541		56:21.270				
22	2	1:46.273	34.145	35.849	36.279	276.9	48:35.377	25	2	4:20.497	1:26.446	1:21.735	1:32.316		1:00:41.767				
23	2	1:46.046	34.121	35.813	36.112	280.5	50:21.423	26	2	1:57.560	43.239	37.806	36.515	233.3	1:02:39.327				
24	2	3:53.818	59.333	1:21.721	1:32.764	275.5	54:15.241	27	2	1:46.919	34.399	36.195	36.325	275.5	1:04:26.246				
25	2	4:21.673	1:26.744	1:21.981	1:32.948		58:36.914	28	2	1:48.137	34.086	35.900	38.151	276.9	1:06:14.383				
26	2	3:10.090	1:26.956	58.883	44.251		1:01:47.004	29	2	3:40.556	1:14.520	1:21.662	1:04.374		1:09:54.939				
27	1	4:27.354	3:05.698	40.326	41.330	198.2	1:06:14.358	30	2	1:46.240	34.322	35.805	36.113	274.1	1:11:41.179				
28	1	3:43.385	1:18.189	1:22.196	1:03.000		1:09:57.743	31	2	1:45.920	34.128	35.739	36.053	276.9	1:13:27.099				
29	1	1:51.000	35.752	37.866	37.382	261.5	1:11:48.743	32	2	1:45.763	34.048	35.641	36.074	277.6	1:15:12.862				
30	1	1:48.850	35.423	36.824	36.603	272.0	1:13:37.593	33	2	1:45.485	33.914	35.695	35.876	276.9	1:16:58.347				
31	1	1:47.706	34.570	36.500	36.636	274.8	1:15:25.299	34	2	2:28.898	33.891	35.918	1:19.089	279.8	1:19:27.245				
32	1	1:47.735	34.536	36.729	36.470	274.8	1:17:13.034	35	2	3:27.544	1:25.995	1:21.650	39.899		1:22:54.789				
33	1	2:56.586	34.533	49.308	1:32.745	274.8	1:20:09.620	36	2	1:46.240	33.970	36.053	36.217	276.2	1:24:41.029				
34	1	3:02.667	1:27.083	58.082	37.502		1:23:12.287	37	2	1:45.889	34.176	35.792	35.921	277.6	1:26:26.918				
35	1	1:47.259	34.853	36.071	36.335	269.3	1:24:59.546	38	2	2:51.864	34.137	45.273	1:32.454	278.4	1:29:18.782				
36	1	1:47.110	34.546	36.205	36.359	272.7	1:26:46.656	39	2	2:56.042	1:25.942	53.524	36.576		1:32:14.824				
37	1	3:20.456	34.432	1:12.991	1:33.033	274.1	1:30:07.112	40	2	1:46.065	34.055	35.777	36.233	276.9	1:34:00.889				
38	1	2:36.760	1:18.554	40.400	37.806		1:32:43.872	41	2	1:46.244	34.006	35.847	36.391	278.4	1:35:47.133				
39	1	1:48.858	34.872	36.962	37.024	275.5	1:34:32.730	42	2	1:46.519	33.864	35.953	36.702	279.1	1:37:33.652				
40	1	1:49.752	35.103	36.582	38.067	272.7	1:36:22.482	43	2	1:46.710	34.583	35.948	36.179	280.5	1:39:20.362				
41	1	1:51.266	35.753	38.335	37.178	225.5	1:38:13.748	44	2	1:47.668	33.911	36.140	37.617	281.2	1:41:08.030				
42	1	1:54.232	34.494	36.217	43.521	273.4	1:40:07.980	45	2	1:46.079	34.126	35.947	36.006	277.6	1:42:54.109				
43	1	2:09.188	55.753	36.931	36.504	210.9	1:42:17.168	46	2	3:07.681	34.666	1:00.458	1:32.557	279.8	1:46:01.790				
44	1	2:23.145	34.567	38.525	1:10.053	273.4	1:44:40.313	47	2	2:49.833	1:26.260	46.894	36.679		1:48:51.623				
45	1	3:37.486	1:27.038	1:21.790	48.658		1:48:17.799	48	2	1:46.769	34.398	36.162	36.209	274.8	1:50:38.392				
46	1	2:11.433	50.817	43.510	37.106	268.0	1:50:29.232	49	2	1:46.693	34.526	35.967	36.200	276.9	1:52:25.085				
47	1	1:49.155	34.909	37.417	36.829	271.4	1:52:18.387												

6 ANS Motorsport		Ligier JS P320 - Nissan	
1. Jonathan BROSSARD		LMP3	
2. Nicolas SCHATZ			
1	1	2:01.927	41.659 40.896 39.372 176.5 2:01.927
2	1	2:25.510	1:05.994 39.453 40.063 268.0 4:27.437
3	1	1:55.159	35.222 40.036 39.901 274.8 6:22.596

7 Nielsen Racing		Ligier JS P320 - Nissan	
1. Anthony WELLS		LMP3	
2. Colin NOBLE			
1	1	1:50.406	35.373 37.896 37.137 212.6 1:50.406
2	1	1:48.550	34.803 36.854 36.893 272.0 3:38.956
3	1	1:51.953	34.641 37.032 40.280 272.0 5:30.909
4	1	3:13.129	1:00.772 1:02.843 1:09.514 8:44.038



# Michelin Le Mans Cup

## Monza Round

### Race

MONZA 5.793 m. Sector Analysis

Lap under Red Flag    Invalidated Lap    Personal Best    Session Best    Crossing the pit lane

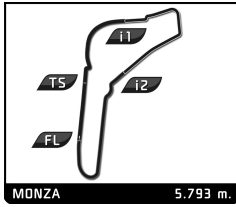
Lap	D	Time	Sector 1	Sector 2	Sector 3	T. Spd	Elapsed	Lap	D	Time	Sector 1	Sector 2	Sector 3	T. Spd	Elapsed
5	1	2:36.050	1:02.789	47.550	45.711		11:20.088	31	2	1:47.300	34.611	35.865	36.824	273.4	1:12:08.312
6	1	1:54.818	35.172	37.456	42.190	269.3	13:14.906	32	2	1:45.898	34.366	35.689	35.843	275.5	1:13:54.210
7	1	3:17.432	1:03.145	1:04.332	1:09.955	123.0	16:32.338	33	2	1:45.563	34.052	35.586	35.925	275.5	1:15:39.773
8	1	2:38.037	1:03.953	45.066	49.018		19:10.375	34	2	1:45.465	33.907	35.676	35.882	277.6	1:17:25.238
9	1	1:49.295	35.497	37.062	36.736	262.8	20:59.670	35	2	3:10.708	34.088	1:04.014	1:32.606	278.4	1:20:35.946
10	1	1:48.080	34.682	36.687	36.711	273.4	22:47.750	36	2	2:46.388	1:25.946	44.318	36.124		1:23:22.334
11	1	1:48.745	35.184	37.031	36.530	274.1	24:36.495	37	2	1:45.889	34.225	35.736	35.928	273.4	1:25:08.223
12	1	3:05.696	34.928	59.269	1:31.499	268.0	27:42.191	38	2	1:46.348	34.323	35.950	36.075	274.8	1:26:54.571
13	1	2:52.433	1:25.949	49.271	37.213		30:34.624	39	2	3:22.498	34.102	1:16.011	1:32.385	275.5	1:30:17.069
14	1	1:48.165	34.657	36.709	36.799	269.3	32:22.789	40	2	2:24.788	1:11.845	36.481	36.462		1:32:41.857
15	1	1:48.118	34.799	36.588	36.731	272.0	34:10.907	41	2	1:47.598	34.787	35.967	36.844	274.8	1:34:29.455
16	1	1:47.550	34.400	36.456	36.694	273.4	35:58.457	42	2	1:46.282	34.710	35.706	35.866	274.1	1:36:15.737
17	1	1:47.898	34.386	36.812	36.700	274.1	37:46.355	43	2	1:45.977	34.226	35.787	35.964	274.1	1:38:01.714
18	1	1:47.514	34.215	36.422	36.877	274.8	39:33.869	44	2	1:45.566	34.034	35.621	35.911	274.8	1:39:47.280
19	1	1:47.556	34.508	36.721	36.327	272.7	41:21.425	45	2	1:45.749	34.135	35.761	35.853	274.8	1:41:33.029
20	1	1:47.354	34.331	36.560	36.463	275.5	43:08.779	46	2	1:46.022	34.272	35.713	36.037	278.4	1:43:19.051
21	1	1:47.522	34.182	36.566	36.774	274.8	44:56.301	47	2	3:39.661	45.573	1:21.644	1:32.444	274.8	1:46:58.712
22	1	1:48.124	34.820	36.643	36.661	265.4	46:44.425	48	2	2:17.783	1:03.937	36.823	37.023		1:49:16.495
23	1	1:47.809	34.421	36.539	36.849	274.1	48:32.234	49	2	1:47.794	34.534	37.048	36.212	273.4	1:51:04.289
24	1	1:55.704	34.616	36.835	44.253	274.8	50:27.938								

**9** **AT Racing Team** Ligier JS P320 - Nissan LMP3  
 1. Alexander TALKANITSA  
 2. Charles MILESI

1	1	1:57.199	40.656	38.629	37.914	192.5	1:57.199
2	1	1:51.209	35.474	37.878	37.857	269.3	3:48.408
3	1	2:00.867	34.697	36.875	49.295	274.1	5:49.275
4	1	3:10.963	54.119	1:06.614	1:10.230	123.0	9:00.238
5	1	2:25.683	59.951	44.471	41.261	140.4	11:25.921
6	1	2:02.282	35.951	37.040	49.291	270.7	13:28.203
7	1	3:18.488	1:01.233	1:08.261	1:08.994		16:46.691
8	1	2:28.365	1:03.432	42.031	42.902	154.7	19:15.056
9	1	1:51.193	35.995	37.805	37.393	257.8	21:06.249
10	1	1:50.273	36.185	36.776	37.312	272.7	22:56.522
11	1	1:50.813	36.560	36.804	37.449	244.9	24:47.335
12	1	3:15.544	35.883	1:06.907	1:32.754	226.4	28:02.879
13	1	2:46.838	1:27.627	41.599	37.612		30:49.717
14	1	1:49.201	34.968	36.904	37.329	272.0	32:38.918
15	1	1:48.033	34.548	36.508	36.977	274.1	34:26.951
16	1	1:50.543	37.008	36.423	37.112	275.5	36:17.494
17	1	1:47.593	34.440	36.172	36.981	274.1	38:05.087
18	1	1:48.102	34.515	36.726	36.861	275.5	39:53.189
19	1	1:48.066	34.539	36.554	36.973	275.5	41:41.255
20	1	1:48.167	34.565	36.574	37.028	274.8	43:29.422
21	1	1:47.806	34.357	36.640	36.809	274.1	45:17.228
22	1	1:48.206	34.548	36.636	37.022	276.2	47:05.434
23	1	1:48.553	34.340	37.109	37.104	276.2	48:53.987
24	1	2:05.229	34.838	37.293	53.098	278.4	50:59.216
25	1	4:24.498	1:28.066	1:22.072	1:34.360		55:23.714
26	2	5:52.603	3:38.074	1:22.198	52.331		1:01:16.317
27	2	1:47.933	34.584	37.163	36.186	266.7	1:03:04.250
28	2	1:45.887	34.281	35.687	35.919	271.4	1:04:50.137
29	2	2:18.207	34.056	35.545	1:08.606	275.5	1:07:08.344
30	2	3:12.668	1:26.106	1:08.547	38.015		1:10:21.012

**10** **Racing Spirit of Leman** Ligier JS P320 - Nissan LMP3  
 1. Alexander MATTSCHULL  
 2. Tom DILLMANN

1	1	1:51.522	35.961	38.135	37.426	220.9	1:51.522
2	1	1:49.413	34.904	37.023	37.486	264.1	3:40.935
3	1	1:52.228	34.617	36.955	40.656	274.8	5:33.163
4	1	3:13.551	1:00.560	1:02.347	1:10.644		8:46.714
5	1	2:34.243	1:02.467	47.260	44.516		11:20.957
6	1	1:56.583	34.889	37.740	43.954	262.1	13:17.540
7	1	3:17.171	1:02.807	1:04.296	1:10.068	136.0	16:34.711
8	1	2:36.267	1:03.683	44.824	47.760		19:10.978
9	1	1:50.639	35.532	37.518	37.589	260.2	21:01.617
10	1	1:48.379	34.700	36.722	36.957	265.4	22:49.996
11	1	1:48.949	34.850	36.733	37.366	264.7	24:38.945
12	1	3:07.355	35.089	1:00.011	1:32.255	260.9	27:46.300
13	1	2:50.868	1:26.228	47.452	37.188		30:37.168
14	1	1:48.222	35.018	36.513	36.691	271.4	32:25.390
15	1	1:48.254	35.116	36.534	36.604	274.8	34:13.644
16	1	1:47.604	34.584	36.362	36.658	274.8	36:01.248
17	1	1:47.865	34.942	36.319	36.604	276.9	37:49.113
18	1	1:47.604	34.386	36.479	36.739	278.4	39:36.717
19	1	1:47.616	34.488	36.450	36.678	276.9	41:24.333
20	1	1:47.667	34.477	36.695	36.495	277.6	43:12.000
21	1	1:47.283	34.303	36.491	36.489	276.9	44:59.283
22	1	1:48.355	34.403	37.402	36.550	276.9	46:47.638
23	1	1:47.586	34.312	36.255	37.019	277.6	48:35.224
24	1	1:48.079	34.670	36.467	36.942	277.6	50:23.303
25	1	3:56.660	1:01.539	1:21.392	1:33.729	177.6	54:19.963
26	2	6:31.731	3:39.570	1:22.016	1:30.145		1:00:51.694
27	2	1:51.568	36.894	36.815	37.859	251.7	1:02:43.262
28	2	1:47.869	34.464	36.552	36.853	272.7	1:04:31.131
29	2	1:46.766	34.253	36.217	36.296	273.4	1:06:17.897
30	2	3:41.256	1:22.968	1:21.641	56.647		1:09:59.153
31	2	1:48.340	34.925	36.975	36.440	275.5	1:11:47.493



# Michelin Le Mans Cup

## Monza Round

### Race

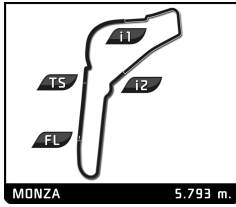
### Sector Analysis

Lap under Red Flag   Invalidated Lap   ■ Personal Best   ■ Session Best   ■ Crossing the pit lane

Lap	D	Time	Sector 1	Sector 2	Sector 3	T. Spd	Elapsed	Lap	D	Time	Sector 1	Sector 2	Sector 3	T. Spd	Elapsed
32	2	1:47.645	34.620	36.746	36.279	272.7	1:13:35.138	33	2	1:46.724	34.315	36.081	36.328	276.9	1:15:22.902
33	2	1:46.640	34.247	36.191	36.202	275.5	1:15:21.778	34	2	1:46.600	34.200	36.099	36.301	276.9	1:17:09.502
34	2	1:46.398	34.034	36.132	36.232	276.9	1:17:08.176	35	2	2:45.026	34.272	37.526	1:33.228	276.9	1:19:54.528
35	2	2:43.795	34.168	37.674	1:31.953	278.4	1:19:51.971	36	2	3:13.230	1:26.709	1:09.423	37.098		1:23:07.758
36	2	3:12.685	1:25.844	1:09.657	37.184		1:23:04.656	37	2	1:47.482	34.776	36.276	36.430	271.4	1:24:55.240
37	2	1:46.467	34.263	35.767	36.437	274.8	1:24:51.123	38	2	1:47.162	34.315	36.337	36.510	276.9	1:26:42.402
38	2	1:46.535	33.980	36.400	36.155	274.8	1:26:37.658	39	2	3:15.060	34.457	1:07.387	1:33.216	276.9	1:29:57.462
39	2	3:07.514	34.014	1:01.438	1:32.062	276.2	1:29:45.172	40	2	2:38.964	1:24.361	37.865	36.738		1:32:36.426
40	2	2:43.716	1:25.887	41.459	36.370		1:32:28.888	41	2	1:47.102	34.561	36.145	36.396	273.4	1:34:23.528
41	2	1:45.985	34.048	35.835	36.102	274.8	1:34:14.873	42	2	1:46.699	34.402	36.166	<span style="color: green;">36.131</span>	275.5	1:36:10.227
42	2	1:45.508	33.877	35.792	<span style="color: green;">35.839</span>	276.2	1:36:00.381	43	2	1:46.413	34.263	35.950	36.200	276.2	1:37:56.640
43	2	1:45.863	33.908	35.865	36.090	275.5	1:37:46.244	44	2	<span style="color: green;">1:46.244</span>	<span style="color: green;">34.161</span>	<span style="color: green;">35.874</span>	36.209	276.2	1:39:42.884
44	2	1:45.751	33.947	35.785	36.019	276.9	1:39:31.995	45	2	1:46.826	34.325	36.066	36.435	276.2	1:41:29.710
45	2	1:46.542	33.970	36.389	36.183	274.8	1:41:18.537	46	2	1:47.316	34.476	36.604	36.236	277.6	1:43:17.026
46	2	<span style="color: green;">1:45.475</span>	<span style="color: green;">33.833</span>	<span style="color: green;">35.734</span>	35.908	278.4	1:43:04.012	47	2	3:38.459	42.819	1:22.338	1:33.302	276.2	1:46:55.485
47	2	3:19.290	33.922	1:13.232	1:32.136	277.6	1:46:23.302	48	2	2:20.696	1:05.839	38.100	36.757		1:49:16.181
48	2	2:40.786	1:25.765	38.073	36.948		1:49:04.088	49	2	1:51.312	34.741	39.330	37.241	273.4	1:51:07.493
49	2	1:47.772	34.441	36.148	37.183	269.3	1:50:51.860								

11		WTM Racing		Duqueine M30 - D08 - Nissan		LMP3	
		1.Torsten KRATZ					
		2.Leonard WEISS					
1	1	1:49.359	34.821	37.416	37.122	211.4	1:49.359
2	1	1:48.326	34.627	36.815	36.884	274.8	3:37.685
3	1	1:52.115	34.645	36.786	40.684	272.0	5:29.800
4	1	3:13.283	1:00.341	1:02.893	1:10.049		8:43.083
5	1	2:36.434	1:01.523	48.662	46.249	122.9	11:19.517
6	1	1:54.766	34.982	37.625	42.159	267.3	13:14.283
7	1	3:16.569	1:02.636	1:04.406	1:09.527	144.6	16:30.852
8	1	2:39.176	1:02.498	46.549	50.129		19:10.028
9	1	1:48.946	34.966	37.087	36.893	257.1	20:58.974
10	1	1:48.006	34.481	36.577	36.948	275.5	22:46.980
11	1	1:48.320	34.887	36.521	36.912	274.1	24:35.300
12	1	3:00.808	35.171	55.390	1:30.247	270.0	27:36.108
13	1	2:57.031	1:26.015	54.043	36.973		30:33.139
14	1	1:48.011	34.833	36.474	36.704	272.7	32:21.150
15	1	1:47.225	34.551	36.307	36.367	273.4	34:08.375
16	1	1:47.475	34.527	36.367	36.581	274.8	35:55.850
17	1	1:48.303	34.514	36.613	37.176	268.0	37:44.153
18	1	1:47.614	34.390	36.662	36.562	279.8	39:31.767
19	1	1:47.692	34.498	36.441	36.753	277.6	41:19.459
20	1	1:47.489	34.427	36.663	36.399	274.1	43:06.948
21	1	1:48.770	34.458	36.362	37.950	275.5	44:55.718
22	1	1:47.209	34.399	36.334	36.476	273.4	46:42.927
23	1	1:47.221	34.187	36.440	36.594	276.9	48:30.148
24	1	1:48.196	34.588	36.719	36.889	276.9	50:18.344
25	1	3:56.846	<span style="color: blue;">B</span> 1:00.318	1:22.058	1:34.470	238.4	54:15.190
26	2	6:34.584	3:39.228	1:22.736	1:32.620		1:00:49.774
27	2	1:52.514	38.136	36.992	37.386	244.3	1:02:42.288
28	2	1:48.605	34.867	36.667	37.071	277.6	1:04:30.893
29	2	1:52.031	34.951	36.445	40.635	276.9	1:06:22.924
30	2	3:38.998	1:26.869	1:22.246	49.883		1:10:01.922
31	2	1:47.335	34.787	36.210	36.338	272.7	1:11:49.257
32	2	1:46.921	34.498	36.172	36.251	275.5	1:13:36.178

13		Haegeli by T2 Racing		Duqueine M30 - D08 - Nissan		LMP3	
		1.Pieder DECURTINS					
		2.Marc BASSENG					
1	1	1:54.659	37.401	39.455	37.803	208.9	1:54.659
2	1	1:49.924	35.227	37.285	37.412	270.0	3:44.583
3	1	1:57.752	34.761	37.107	45.884	276.2	5:42.335
4	1	3:11.003	56.050	1:03.711	1:11.242	135.3	8:53.338
5	1	2:30.027	1:00.477	46.484	43.066		11:23.365
6	1	1:59.910	35.139	37.441	47.330	268.0	13:23.275
7	1	3:16.013	1:01.420	1:04.759	1:09.834	134.3	16:39.288
8	1	2:33.351	1:02.989	44.592	45.770		19:12.639
9	1	2:06.465	51.345	37.790	37.330	238.9	21:19.104
10	1	1:54.063	36.659	38.292	39.112	208.1	23:13.167
11	1	1:52.002	36.858	37.672	37.472	207.7	25:05.169
12	1	3:43.477	48.745	1:21.817	1:32.915	216.0	28:48.646
13	1	2:16.507	1:02.501	37.067	36.939		31:05.153
14	1	1:48.568	34.618	37.206	36.744	270.7	32:53.721
15	1	1:49.809	34.673	37.022	38.114	259.0	34:43.530
16	1	1:48.077	34.413	36.497	37.167	274.8	36:31.607
17	1	1:50.081	35.019	37.036	38.026	266.7	38:21.688
18	1	1:51.261	37.326	37.037	36.898	275.5	40:12.949
19	1	1:48.453	34.711	37.169	36.573	270.7	42:01.402
20	1	1:47.932	34.344	36.521	37.067	274.8	43:49.334
21	1	1:48.536	34.517	37.174	36.845	274.8	45:37.870
22	1	1:48.715	34.777	36.864	37.074	253.5	47:26.585
23	1	1:53.456	37.793	38.919	36.744	267.3	49:20.041
24	1	2:40.872	<span style="color: blue;">B</span> 34.423	37.117	1:29.332	274.8	52:00.913
25	2	6:34.145	3:38.882	1:22.189	1:33.074		58:35.058
26	2	3:06.359	1:27.104	1:00.799	38.456		1:01:41.417
27	2	1:48.888	35.276	36.811	36.801	263.4	1:03:30.305
28	2	1:47.764	34.769	36.448	36.547	265.4	1:05:18.069
29	2	3:03.690	34.523	56.292	1:32.875	269.3	1:08:21.759
30	2	2:33.047	1:18.246	37.829	36.972		1:10:54.806
31	2	1:47.828	35.098	36.270	36.460	266.0	1:12:42.634
32	2	1:47.479	34.445	36.526	36.508	268.7	1:14:30.113
33	2	1:46.905	34.394	36.188	36.323	270.0	1:16:17.018



# Michelin Le Mans Cup

## Monza Round

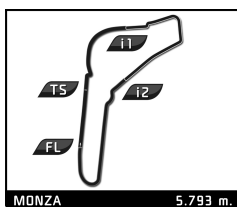
### Race

## Sector Analysis

Lap under Red Flag   Invalidated Lap   Personal Best   Session Best   Crossing the pit lane

Lap	D	Time	Sector 1	Sector 2	Sector 3	T. Spd	Elapsed	Lap	D	Time	Sector 1	Sector 2	Sector 3	T. Spd	Elapsed
34	2	1:47.440	34.261	36.037	37.142	272.7	1:18:04.458	22	1	1:48.315	34.647	36.799	36.869	276.9	50:30.827
35	2	3:54.279	59.494	1:21.922	1:32.863	245.5	1:21:58.737	23	1	4:19.217 <b>B</b>	1:23.156	1:21.115	1:34.946		54:50.044
36	2	2:06.731	51.317	37.653	37.761	203.4	1:24:05.468	24	2	6:16.861	3:42.982	1:22.870	1:11.009		1:01:06.905
37	2	1:47.057	34.508	36.273	36.276	266.0	1:25:52.525	25	2	1:48.346	35.068	36.764	36.514	268.0	1:02:55.251
38	2	1:56.668	34.262	36.642	45.764	270.0	1:27:49.193	26	2	1:49.335	35.041	37.550	36.744	273.4	1:04:44.586
39	2	3:52.008	1:26.478	1:21.891	1:03.639		1:31:41.201	27	2	2:06.799	34.581	37.382	54.836	276.2	1:06:51.385
40	2	1:47.723	34.671	36.576	36.476	266.7	1:33:28.924	28	2	3:22.871	1:26.552	1:18.316	38.003		1:10:14.256
41	2	1:47.436	34.505	36.344	36.587	269.3	1:35:16.360	29	2	1:47.016	34.486	36.397	36.133	272.0	1:12:01.272
42	2	1:46.860	34.243	36.385	<b>36.232</b>	271.4	1:37:03.220	30	2	<b>1:46.570</b>	34.182	36.147	36.241	275.5	1:13:47.842
43	2	1:46.949	34.332	36.292	36.325	272.0	1:38:50.169	31	2	1:48.228	34.228	36.150	37.850	277.6	1:15:36.070
44	2	1:47.269	<b>34.186</b>	36.258	36.825	274.8	1:40:37.438	32	2	1:48.437	34.424	37.316	36.697	276.2	1:17:24.507
45	2	<b>1:46.831</b>	34.269	36.285	36.277	271.4	1:42:24.269	33	2	3:06.980	34.564	59.964	1:32.452	264.7	1:20:31.487
46	2	2:22.917	34.445	<b>36.013</b>	1:12.459	272.0	1:44:47.186	34	2	2:49.525	1:26.848	46.175	36.502		1:23:21.012
47	2	3:32.487	1:26.515	1:21.807	44.165		1:48:19.673	35	2	1:46.894	34.274	36.280	36.340	275.5	1:25:07.906
48	2	1:48.398	34.504	36.859	37.035	268.0	1:50:08.071	36	2	1:47.090	34.104	36.178	36.808	277.6	1:26:54.996
49	2	1:47.404	34.479	36.459	36.466	267.3	1:51:55.475	37	2	3:22.770	34.287	1:15.899	1:32.584	277.6	1:30:17.766
<b>14</b> <b>DKR Engineering</b> <small>Duqueine M30 - D08 - Nissan</small>								<b>38</b> <b>2</b> <b>2:25.764</b> <b>1:11.371</b> <b>37.135</b> <b>37.258</b> <b>1:32:43.530</b>							
1. James WINSLOW <small>LMP3</small>								39 2 1:47.706 34.612 36.627 36.467 274.8 1:34:31.236							
2. Alexander BUKHANTSOV								40 2 1:48.181 34.431 37.247 36.503 267.3 1:36:19.417							
1	2	1:56.787	40.322	38.553	37.912	172.5	1:56.787	41	2	1:46.883	34.314	36.366	36.203	274.1	1:38:06.300
2	2	1:50.334	35.110	37.706	37.518	276.2	3:47.121	42	2	1:46.717	34.508	<b>36.121</b>	36.088	272.7	1:39:53.017
3	2	1:59.845	<b>34.512</b>	37.473	47.860	270.7	5:46.966	43	2	1:46.708	34.282	36.341	<b>36.085</b>	276.9	1:41:39.725
4	2	3:11.619	55.164	1:06.338	1:10.117		8:58.585	44	2	1:46.826	<b>34.071</b>	36.292	36.463	276.2	1:43:26.551
5	2	2:26.680	1:00.338	44.778	41.564	154.7	11:25.265	45	2	3:50.223	56.029	1:21.634	1:32.560	276.9	1:47:16.774
6	2	2:01.941	35.833	37.266	48.842	270.0	13:27.206	46	2	2:10.565	57.579	36.478	36.508	139.0	1:49:27.339
7	2	3:18.448	1:01.226	1:08.265	1:08.957	131.9	16:45.654	47	2	1:48.295	34.980	36.771	36.544	274.1	1:51:15.634
8	2	2:28.393	1:03.119	42.536	42.738	146.3	19:14.047	<b>22</b> <b>United Autosports</b> <small>Ligier JS P320 - Nissan</small>							
9	2	1:51.904	36.521	37.703	37.680	268.7	21:05.951	1. Andres LATORRE <small>LMP3</small>							
10	2	<b>1:49.235</b>	34.937	<b>36.957</b>	<b>37.341</b>	275.5	22:55.186	2. Garnet PATTERSON							
<b>20</b> <b>Optimum Motorsport</b> <small>Duqueine M30 - D08 - Nissan</small>								1 1 2:05.041 42.943 42.313 39.785 166.9 2:05.041							
1. Mark CRADER <small>LMP3</small>								2 1 <b>1:53.678</b> 36.064 38.120 39.494 271.4 3:58.719							
2. Alex MORTIMER								3 1 1:59.148 <b>35.317</b> <b>37.578</b> 46.253 267.3 5:57.867							
1	1	2:01.149	41.885	40.146	39.118	171.2	2:01.149	4	1	3:09.560	51.685	1:07.476	1:10.399	200.4	9:07.427
2	1	1:50.919	34.870	37.393	38.656	272.0	3:52.068	5	1	2:23.226	59.686	44.296	<b>39.244</b>	169.5	11:30.653
3	1	2:00.847	34.741	37.077	49.029	261.5	5:52.915	<b>23</b> <b>United Autosports</b> <small>Ligier JS P320 - Nissan</small>							
4	1	3:10.604	52.694	1:07.717	1:10.193	127.1	9:03.519	1. John SCHAUERMAN <small>LMP3</small>							
5	1	2:24.414	59.952	44.480	39.982	158.8	11:27.933	2. Wayne BOYD							
6	1	2:03.136	35.552	37.497	50.087	272.7	13:31.069	1	1	1:52.502	36.527	38.266	37.709	222.7	1:52.502
7	1	3:19.963	1:01.612	1:07.894	1:10.457		16:51.032	2	1	1:49.182	34.772	37.176	37.234	269.3	3:41.684
8	1	2:25.663	1:02.044	41.726	41.893	170.1	19:16.695	3	1	1:57.454	34.703	37.344	45.407	272.0	5:39.138
9	1	1:51.514	35.960	38.014	37.540	264.7	21:08.209	4	1	3:08.501	56.107	1:02.350	1:10.044	123.7	8:47.639
10	1	2:13.865 <b>B</b>	40.433	39.941	53.491	259.6	23:22.074	5	1	2:33.920	1:02.554	47.177	44.189		11:21.559
11	1	6:32.938	4:02.551	1:22.512	1:07.875		29:55.012	6	1	1:57.636	35.063	37.526	45.047	270.0	13:19.195
12	1	1:59.577 <b>B</b>	36.016	37.898	45.663	224.5	31:54.589	7	1	3:16.898	1:02.559	1:04.001	1:10.338	127.5	16:36.093
13	1	2:10.584	55.214	37.292	38.078	210.9	34:05.173	8	1	2:35.463	1:03.359	45.006	47.098		19:11.556
14	1	1:49.876	34.729	37.555	37.592	272.7	35:55.049	9	1	1:50.442	35.496	37.299	37.647	264.1	21:01.998
15	1	1:48.949	34.703	36.943	37.303	276.2	37:43.998	10	1	1:48.667	34.822	37.109	36.736	272.0	22:50.665
16	1	1:50.631	35.262	37.200	38.169	265.4	39:34.629	11	1	2:44.965	35.042	36.762	1:33.161	274.8	25:35.630
17	1	1:48.869	34.730	37.134	37.005	275.5	41:23.498	12	1	4:06.412	1:22.327	1:21.405	1:22.680		29:42.042
18	1	1:49.761	34.589	37.897	37.275	276.9	43:13.259	13	1	1:50.384	35.623	37.367	37.394	269.3	31:32.426
19	1	1:49.504	34.694	37.530	37.280	276.2	45:02.763	14	1	1:48.803	34.569	37.000	37.234	274.1	33:21.229
20	1	1:50.139	35.760	37.052	37.327	272.7	46:52.902	15	1	1:48.129	34.317	36.812	37.000	276.2	35:09.358
21	1	1:49.610	34.714	37.617	37.279	270.0	48:42.512	16	1	1:49.071	34.659	37.582	36.830	260.9	36:58.429





# Michelin Le Mans Cup

## Monza Round

### Race

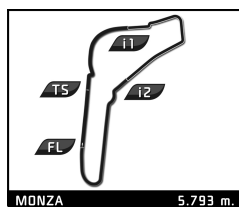
## Sector Analysis

Lap under Red Flag   Invalidated Lap   Personal Best   Session Best   Crossing the pit lane

Lap	D	Time	Sector 1	Sector 2	Sector 3	T. Spd	Elapsed	Lap	D	Time	Sector 1	Sector 2	Sector 3	T. Spd	Elapsed
17	1	1:50.178	34.778	38.158	37.242	269.3	38:48.607	18	1	1:49.908	35.207	37.367	37.334	257.8	40:12.826
18	1	1:49.417	34.606	37.221	37.590	276.9	40:38.024	19	1	1:50.863	35.800	37.627	37.436	254.7	42:03.689
19	1	1:48.251	34.584	36.901	36.766	279.8	42:26.275	20	1	1:49.588	34.944	37.225	37.419	272.0	43:53.277
20	1	1:48.016	34.352	36.850	36.814	274.8	44:14.291	21	1	1:49.921	34.727	37.873	37.321	272.0	45:43.198
21	1	1:50.463	34.664	37.479	38.320	274.1	46:04.754	22	1	1:49.538	34.905	37.453	37.180	273.4	47:32.736
22	1	1:49.075	34.458	37.570	37.047	275.5	47:53.829	23	1	1:49.810	34.825	37.503	37.482	274.1	49:22.546
23	1	1:49.613	34.649	37.512	37.452	274.1	49:43.442	24	1	2:48.599 B	34.823	40.282	1:33.494	273.4	52:11.145
24	1	3:19.180 B	34.409	1:10.836	1:33.935	276.9	53:02.622	25	2	6:33.090	3:38.293	1:22.037	1:32.760		58:44.235
25	2	6:30.727	3:36.911	1:21.588	1:32.228		59:33.349	26	2	3:01.083	1:26.711	57.030	37.342		1:01:45.318
26	2	2:32.384	1:19.261	36.904	36.219		1:02:05.733	27	2	1:48.687	35.270	36.785	36.632	248.3	1:03:34.005
27	2	1:45.551	34.193	35.650	35.708	278.4	1:03:51.284	28	2	1:47.511	34.898	36.248	36.365	272.0	1:05:21.516
28	2	1:48.717	33.821	36.792	38.104	276.9	1:05:40.001	29	2	3:04.870	34.740	57.868	1:32.262	273.4	1:08:26.386
29	2	3:24.598	34.053	1:17.823	1:32.722	276.2	1:09:04.599	30	2	2:29.282	1:15.389	37.297	36.596		1:10:55.668
30	2	2:07.770	56.166	35.721	35.883	157.0	1:11:12.369	31	2	1:47.726	34.803	36.421	36.502	268.0	1:12:43.394
31	2	1:45.017	33.929	35.395	35.693	275.5	1:12:57.386	32	2	1:47.466	34.741	36.184	36.541	260.2	1:14:30.860
32	2	1:44.761	33.849	35.367	35.545	273.4	1:14:42.147	33	2	1:47.375	34.667	36.117	36.591	269.3	1:16:18.235
33	2	1:44.766	33.935	35.307	35.524	272.7	1:16:26.913	34	2	1:48.278	34.706	36.150	37.422	266.0	1:18:06.513
34	2	1:45.730	33.792	35.499	36.439	276.9	1:18:12.643	35	2	3:53.581	59.686	1:21.560	1:32.335	243.8	1:22:00.094
35	2	4:04.694	1:11.638	1:21.267	1:31.789		1:22:17.337	36	2	2:06.378	51.399	36.682	38.297	182.7	1:24:06.472
36	2	1:49.581	37.624	35.906	36.051	252.3	1:24:06.918	37	2	1:48.143	34.889	36.882	36.372	259.6	1:25:54.615
37	2	1:46.510	34.664	36.017	35.829	266.0	1:25:53.428	38	2	1:58.400	34.979	36.167	47.254	274.8	1:27:53.015
38	2	1:57.006	33.982	36.882	46.142	277.6	1:27:50.434	39	2	3:49.351	1:25.921	1:21.567	1:01.863		1:31:42.366
39	2	3:49.836	1:25.559	1:21.947	1:02.330		1:31:40.270	40	2	1:47.256	34.540	36.058	36.658	272.0	1:33:29.622
40	2	1:46.031	34.295	35.737	35.999	275.5	1:33:26.301	41	2	1:48.290	35.254	36.202	36.834	264.1	1:35:17.912
41	2	1:45.418	33.951	35.627	35.840	276.2	1:35:11.719	42	2	1:47.569	34.700	36.474	36.395	272.7	1:37:05.481
42	2	1:46.374	33.851	36.612	35.911	278.4	1:36:58.093	43	2	1:46.876	34.295	36.175	36.406	275.5	1:38:52.357
43	2	1:46.369	34.003	36.234	36.132	274.1	1:38:44.462	44	2	1:47.245	34.455	36.342	36.448	274.8	1:40:39.602
44	2	1:46.426	34.364	35.954	36.108	278.4	1:40:30.888	45	2	1:47.898	34.324	36.889	36.685	275.5	1:42:27.500
45	2	1:46.716	34.395	36.136	36.185	276.9	1:42:17.604	46	2	2:29.291	34.669	36.212	1:18.410	274.1	1:44:56.791
46	2	2:09.724	34.177	35.970	59.577	274.1	1:44:27.328	47	2	3:28.076	1:25.931	1:21.579	40.566		1:48:24.867
47	2	3:45.181	1:25.622	1:21.193	58.366		1:48:12.509	48	2	1:47.927	34.807	36.525	36.595	267.3	1:50:12.794
48	2	1:46.617	34.184	36.148	36.285	273.4	1:49:59.126	49	2	1:47.457	34.352	36.455	36.650	272.0	1:52:00.251
49	2	1:46.317	34.356	35.900	36.061	274.8	1:51:45.443								

27		24-7 Motorsport		Ligier JS P320 - Nissan			
		1.Andrew FERGUSON		LMP3			
		2.Louis HAMILTON-SMITH					
1	1	2:05.922	44.161	41.923	39.838	153.8	2:05.922
2	1	1:56.887	37.587	38.604	40.696	250.0	4:02.809
3	1	1:57.681	35.650	37.750	44.281	270.0	6:00.490
4	1	3:08.006	50.420	1:07.872	1:09.714	191.5	9:08.496
5	1	2:24.289	59.509	44.876	39.904	172.2	11:32.785
6	1	2:02.240	36.571	37.902	47.767	255.3	13:35.025
7	1	3:21.043	1:01.874	1:07.676	1:11.493	126.0	16:56.068
8	1	2:23.495	1:01.056	43.559	38.880	159.3	19:19.563
9	1	1:52.395	36.452	38.141	37.802	247.7	21:11.958
10	1	1:54.856	37.469	39.204	38.183	245.5	23:06.814
11	1	1:54.342	38.428	37.953	37.961	203.0	25:01.156
12	1	3:27.442	35.632	1:19.671	1:32.139	252.3	28:28.598
13	1	2:30.973	1:14.645	38.542	37.786		30:59.571
14	1	1:50.579	35.504	37.401	37.674	266.7	32:50.150
15	1	1:49.971	35.075	37.488	37.408	269.3	34:40.121
16	1	1:50.989	35.250	37.588	38.151	268.0	36:31.110
17	1	1:51.808	35.082	37.358	39.368	270.0	38:22.918

28		MV2S Forestier Racing		Ligier JS P320 - Nissan			
		1.Christophe CRESP		LMP3			
		2.Emilien CARDE					
1	1	1:53.197	37.165	38.161	37.871	215.1	1:53.197
2	1	1:49.347	35.058	37.251	37.038	272.0	3:42.544
3	1	1:57.164	34.904	37.186	45.074	274.1	5:39.708
4	1	3:09.276	56.527	1:02.118	1:10.631	120.8	8:48.984
5	1	2:33.207	1:02.030	46.928	44.249	127.5	11:22.191
6	1	1:58.858	35.092	37.212	46.554	273.4	13:21.049
7	1	3:16.143	1:01.604	1:03.957	1:10.582	126.5	16:37.192
8	1	2:35.030	1:02.891	45.167	46.972		19:12.222
9	1	1:50.859	36.233	37.359	37.267	269.3	21:03.081
10	1	1:49.534	35.305	37.323	36.906	273.4	22:52.615
11	1	1:49.549	35.371	36.822	37.356	270.0	24:42.164
12	1	3:09.635	35.455	1:02.229	1:31.951	254.1	27:51.799
13	1	2:48.797	1:26.480	44.720	37.597		30:40.596
14	1	1:49.544	35.184	37.453	36.907	271.4	32:30.140
15	1	1:48.888	34.856	37.122	36.910	274.8	34:19.028
16	1	1:48.724	34.667	36.946	37.111	275.5	36:07.752
17	1	1:47.957	34.600	36.780	36.577	275.5	37:55.709
18	1	1:48.723	34.530	36.686	37.507	276.9	39:44.432



# Michelin Le Mans Cup

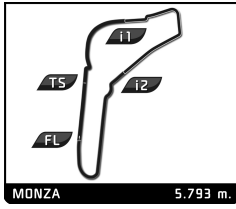
## Monza Round

### Race

MONZA 5.793 m. Sector Analysis

Lap under Red Flag   Invalidated Lap   Personal Best   Session Best   Crossing the pit lane

Lap	D	Time	Sector 1	Sector 2	Sector 3	T. Spd	Elapsed	Lap	D	Time	Sector 1	Sector 2	Sector 3	T. Spd	Elapsed
19	1	1:48.853	35.131	36.848	36.874	248.8	41:33.285	46	2	1:48.129	34.154	36.136	37.839	278.4	1:43:12.814
20	1	1:48.711	34.870	36.979	36.862	275.5	43:21.996	47	2	3:25.091	34.468	1:18.426	1:32.197	276.9	1:46:37.905
21	1	3:05.555	34.566	1:22.247	1:08.742	275.5	46:27.551	48	2	2:31.467	1:17.446	37.267	36.754		1:49:09.372
22	1	2:20.748 <b>B</b>	42.214	46.171	52.363	194.6	48:48.299	49	2	1:47.512	34.501	36.200	36.811	272.7	1:50:56.884
23	1	12:07.607 <b>B</b>	9:06.962	1:22.576	1:38.069		1:00:55.906								
<b>29</b>		<b>MV2S Forestier Racing</b> 1. Jérôme DE SADELEER 2. Louis ROUSSET					Ligier JS P320 - Nissan LMP3	<b>30</b>		<b>Frikadelli Racing Team</b> 1. Klaus ABBELEN 2. Felipe LASER					Ligier JS P320 - Nissan LMP3
1	1	1:48.613	34.192	37.246	37.175	222.2	1:48.613	1	1	2:02.550	42.219	41.290	39.041	180.9	2:02.550
2	1	1:48.022	34.772	36.453	36.797	272.0	3:36.635	2	1	1:54.299	37.050	38.310	38.939	244.9	3:56.849
3	1	1:51.220	34.811	36.239	40.170	272.7	5:27.855	3	1	1:58.976	35.332	37.542	46.102	269.3	5:55.825
4	1	3:14.219	1:01.154	1:02.582	1:10.483	140.4	8:42.074	4	1	3:09.854	51.398	1:08.496	1:09.960	173.1	9:05.679
5	1	2:36.685	1:01.162	48.874	46.649		11:18.759	5	1	2:23.465	59.970	44.191	39.304	157.7	11:29.144
6	1	1:52.752	35.441	36.689	40.622	274.1	13:11.511	6	1	2:04.293	35.986	37.268	51.039	271.4	13:33.437
7	1	3:17.071	1:03.413	1:04.137	1:09.521	140.1	16:28.582	7	1	3:19.872	1:01.265	1:07.631	1:10.976	146.9	16:53.309
8	1	2:40.765	1:01.690	47.601	51.474		19:09.347	8	1	2:24.331	1:01.215	42.800	40.316	159.8	19:17.640
9	1	1:47.543	34.554	36.350	36.639	272.0	20:56.890	9	1	1:52.123	36.127	38.025	37.971	256.5	21:09.763
10	1	1:46.871	34.410	36.091	36.370	273.4	22:43.761	10	1	1:50.852	35.946	37.215	37.691	271.4	23:00.615
11	1	1:46.839	34.765	35.930	36.144	274.1	24:30.600	11	1	1:54.222	38.329	37.900	37.993	203.4	24:54.837
12	1	3:00.742	34.567	54.141	1:32.034	273.4	27:31.342	12	1	3:24.897	36.111	1:16.715	1:32.071	219.5	28:19.734
13	1	2:58.184	1:26.122	55.047	37.015		30:29.526	13	1	2:37.434	1:20.158	39.353	37.923		30:57.168
14	1	1:46.646	34.462	35.919	36.265	270.7	32:16.172	14	1	1:50.425	35.251	37.402	37.772	266.0	32:47.593
15	1	1:47.464	34.659	36.382	36.423	274.1	34:03.636	15	1	1:49.650	34.958	37.128	37.564	273.4	34:37.243
16	1	1:46.735	34.420	36.001	36.314	274.1	35:50.371	16	1	1:49.772	34.826	37.614	37.332	274.1	36:27.015
17	1	1:46.319	34.351	35.871	36.097	276.2	37:36.690	17	1	1:49.878	35.062	37.360	37.456	274.1	38:16.893
18	1	1:46.517	34.086	36.145	36.286	276.9	39:23.207	18	1	1:52.045	37.131	37.420	37.494	279.8	40:08.938
19	1	1:46.872	34.298	36.223	36.351	276.2	41:10.079	19	1	1:49.119	34.888	36.846	37.385	270.7	41:58.057
20	1	1:49.168	34.184	37.617	37.367	277.6	42:59.247	20	1	1:49.727	34.990	37.257	37.480	272.7	43:47.784
21	1	1:46.635	34.385	35.893	36.357	275.5	44:45.882	21	1	1:49.760	34.721	37.602	37.437	272.0	45:37.544
22	1	1:46.848	34.272	35.817	36.759	274.8	46:32.730	22	1	1:48.855	34.522	36.990	37.343	274.8	47:26.399
23	1	1:47.101	34.545	36.116	36.440	276.2	48:19.831	23	1	1:49.868	35.191	37.023	37.654	276.2	49:16.267
24	1	1:47.030	34.325	36.030	36.675	276.2	50:06.861	24	1	2:40.442	34.909	37.857	1:27.676	271.4	51:56.709
25	1	3:47.467 <b>B</b>	52.023	1:21.657	1:33.787	276.9	53:54.328	25	1	4:21.958 <b>B</b>	1:26.478	1:21.645	1:33.835		56:18.667
26	2	6:49.293	3:54.487	1:22.342	1:32.464		1:00:43.621	26	2	5:20.458	3:39.799	1:03.069	37.590		1:01:39.125
27	2	1:58.319	42.076	38.891	37.352	218.2	1:02:41.940	27	2	1:47.916	34.990	36.423	36.503	268.7	1:03:27.041
28	2	1:48.397	34.777	36.576	37.044	271.4	1:04:30.337	28	2	1:46.874	34.478	35.939	36.457	271.4	1:05:13.915
29	2	1:47.514	34.593	36.411	36.510	272.7	1:06:17.851	29	2	2:55.609	34.253	48.742	1:32.614	273.4	1:08:09.524
30	2	3:41.073	1:21.845	1:21.533	57.695		1:09:58.924	30	2	2:39.181	1:25.277	37.682	36.222		1:10:48.705
31	2	1:48.314	34.916	37.051	36.347	272.0	1:11:47.238	31	2	1:46.386	34.468	35.917	36.001	272.0	1:12:35.091
32	2	1:47.422	34.680	36.282	36.460	273.4	1:13:34.660	32	2	1:46.102	34.161	36.007	35.934	274.1	1:14:21.193
33	2	1:46.741	34.486	36.029	36.226	273.4	1:15:21.401	33	2	1:46.614	34.136	36.098	36.380	276.2	1:16:07.807
34	2	1:46.512	34.245	35.871	36.396	275.5	1:17:07.913	34	2	1:46.553	34.316	36.240	35.997	275.5	1:17:54.360
35	2	2:43.155	34.327	37.338	1:31.490	276.2	1:19:51.068	35	2	3:45.640	51.357	1:21.823	1:32.460	276.9	1:21:40.000
36	2	3:13.993	1:25.960	1:10.271	37.762		1:23:05.061	36	2	2:13.929	1:01.265	36.319	36.345		1:23:53.929
37	2	1:47.573	34.636	36.233	36.704	274.1	1:24:52.634	37	2	1:46.413	34.327	35.956	36.130	273.4	1:25:40.342
38	2	1:47.070	34.446	36.087	36.537	275.5	1:26:39.704	38	2	1:47.668	34.238	37.325	36.105	274.8	1:27:28.010
39	2	3:08.351	34.295	1:01.999	1:32.057	275.5	1:29:48.055	39	2	3:58.225	1:13.517	1:21.791	1:22.917		1:31:26.235
40	2	2:43.102	1:26.098	40.269	36.735		1:32:31.157	40	2	1:48.189	35.110	36.683	36.396	264.7	1:33:14.424
41	2	1:46.751	34.342	36.057	36.352	274.1	1:34:17.908	41	2	1:46.517	34.342	36.119	36.056	274.1	1:35:00.941
42	2	1:46.536	34.287	36.042	36.207	275.5	1:36:04.444	42	2	1:46.442	34.253	36.193	35.996	274.1	1:36:47.383
43	2	1:47.238	34.288	36.563	36.387	274.8	1:37:51.682	43	2	1:46.692	34.311	36.257	36.124	274.8	1:38:34.075
44	2	1:46.443	34.201	35.962	36.280	275.5	1:39:38.125	44	2	1:46.665	34.220	35.953	36.492	275.5	1:40:20.740
45	2	1:46.560	34.233	36.042	36.285	275.5	1:41:24.685	45	2	1:46.314	34.151	36.082	36.081	275.5	1:42:07.054
46	2							46	2	2:00.134	35.618	36.304	48.212	275.5	1:44:07.188



# Michelin Le Mans Cup

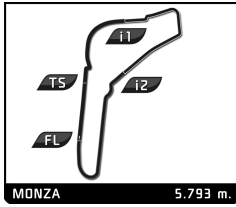
## Monza Round

### Race

## Sector Analysis

Lap under Red Flag											Invalidated Lap	Personal Best	Session Best	B Crossing the pit lane	
Lap	D	Time	Sector 1	Sector 2	Sector 3	T. Spd	Elapsed	Lap	D	Time	Sector 1	Sector 2	Sector 3	T. Spd	Elapsed
47	2	3:58.665	1:26.084	1:21.825	1:10.756		1:48:05.853	48	2	1:47.990	34.746	36.636	36.608	270.7	1:49:46.405
48	2	1:48.111	34.881	36.677	36.553	270.0	1:49:53.964	49	2	1:46.489	34.165	36.138	36.186	276.2	1:51:32.894
49	2	1:47.758	34.621	36.952	36.185	272.0	1:51:41.722								
<b>32</b>	<b>United Autosports</b>		Ligier JS P320 - Nissan												
	1. Daniel SCHNEIDER		LMP3												
	2. Andrew MEYRICK														
1	1	1:56.048	37.995	39.848	38.205	193.9	1:56.048	1	1	2:02.426	42.376	41.510	38.540	175.0	2:02.426
2	1	1:50.047	35.066	37.499	37.482	274.8	3:46.095	2	1	1:54.024	36.754	38.413	38.857	259.0	3:56.450
3	1	1:59.181	34.755	37.224	47.202	277.6	5:45.276	3	1	1:57.523	35.061	37.623	44.839	276.2	5:53.973
4	1	3:11.933	55.316	1:05.235	1:11.382	122.0	8:57.209	4	1	3:10.513	52.309	1:07.932	1:10.272	139.5	9:04.486
5	1	2:27.215	1:00.512	44.317	42.386	138.5	11:24.424	5	1	2:24.016	1:00.005	44.595	39.416	173.6	11:28.502
6	1	2:01.254	35.841	37.002	48.411	265.4	13:25.678	6	1	2:02.972	35.558	37.915	49.499	256.5	13:31.474
7	1	3:18.252	1:01.388	1:08.007	1:08.857	136.5	16:43.930	7	1	3:20.746	1:02.163	1:07.574	1:11.009	128.0	16:52.220
8	1	2:29.344	1:03.341	41.804	44.199	172.8	19:13.274	8	1	2:25.040	1:01.718	42.389	40.933	153.2	19:17.260
9	1	1:51.841	36.894	37.388	37.559	264.1	21:05.115	9	1	1:51.614	35.954	38.121	37.539	270.7	21:08.874
10	1	1:49.094	34.971	36.996	37.127	277.6	22:54.209	10	1	1:50.536	35.517	37.620	37.399	252.3	22:59.410
11	1	1:50.132	36.040	36.857	37.235	255.3	24:44.341	11	1	1:54.916	39.011	38.098	37.807	202.6	24:54.326
12	1	3:14.487	35.702	1:06.422	1:32.363	256.5	27:58.828	12	1	3:24.712	35.839	1:16.726	1:32.147	260.9	28:19.038
13	1	2:46.781	1:26.201	42.670	37.910		30:45.609	13	1	2:37.491	1:20.559	39.078	37.854		30:56.529
14	1	1:49.125	35.017	36.992	37.116	269.3	32:34.734	14	1	1:50.159	35.061	37.515	37.583	272.0	32:46.688
15	1	1:48.488	34.485	36.654	37.349	277.6	34:23.222	15	1	1:50.061	34.808	37.753	37.500	274.8	34:36.749
16	1	1:48.545	34.612	36.851	37.082	278.4	36:11.767	16	1	1:49.939	34.749	37.465	37.725	275.5	36:26.688
17	1	1:49.402	34.334	36.875	38.193	280.5	38:01.169	17	1	1:49.986	35.003	37.413	37.570	276.2	38:16.674
18	1	1:49.404	35.371	36.753	37.280	277.6	39:50.573	18	1	1:50.862	35.231	37.970	37.661	276.2	40:07.536
19	1	1:48.392	34.458	36.908	37.026	278.4	41:38.965	19	1	1:49.964	35.141	37.448	37.375	277.6	41:57.500
20	1	1:48.134	34.418	36.641	37.075	278.4	43:27.099	20	1	1:49.695	34.994	37.478	37.223	272.0	43:47.195
21	1	1:48.311	34.378	36.882	37.051	276.9	45:15.410	21	1	1:49.880	34.693	38.001	37.186	274.1	45:37.075
22	1	1:47.882	34.255	36.579	37.048	278.4	47:03.292	22	1	1:48.856	34.429	37.136	37.291	276.9	47:25.931
23	1	1:47.691	34.293	36.465	36.933	276.2	48:50.983	23	1	1:49.139	34.638	37.208	37.293	276.2	49:15.070
24	1	1:59.001	34.413	37.110	47.478	282.0	50:49.984	24	1	2:42.346	B 35.200	38.373	1:28.773	276.9	51:57.416
25	1	4:17.031	B 1:25.480	1:20.027	1:31.524		55:07.015	25	2	6:34.392	3:39.833	1:22.015	1:32.544		58:31.808
26	2	6:03.355	3:38.422	1:22.347	1:02.586		1:01:10.370	26	2	3:06.453	1:26.948	1:02.133	37.372		1:01:38.261
27	2	1:47.709	34.777	36.506	36.426	270.0	1:02:58.079	27	2	6:57.209	B 34.502	36.298	5:46.409	270.7	1:08:35.470
28	2	1:47.908	34.596	36.266	37.046	278.4	1:04:45.987	28	2	9:37.122	8:23.286	36.492	37.344	212.2	1:18:12.592
29	2	2:08.430	34.487	36.891	57.052	275.5	1:06:54.417	29	2	4:07.409	1:14.646	1:21.734	1:31.029		1:22:20.001
30	2	3:20.378	1:26.100	1:16.335	37.943		1:10:14.795	30	2	1:48.939	36.598	36.113	36.228	256.5	1:24:08.940
31	2	1:47.139	34.473	36.399	36.267	276.2	1:12:01.934	31	2	1:45.963	33.781	36.079	36.103	279.1	1:25:54.903
32	2	1:46.436	34.252	36.054	36.130	276.9	1:13:48.370	32	2	1:56.647	33.952	35.843	46.852	281.2	1:27:51.550
33	2	1:46.703	34.289	36.101	36.313	278.4	1:15:35.073	33	2	3:49.808	1:26.018	1:21.761	1:02.029		1:31:41.358
34	2	1:48.662	34.825	37.646	36.191	275.5	1:17:23.735	34	2	1:45.973	34.063	35.883	36.027	278.4	1:33:27.331
35	2	3:06.359	34.288	59.535	1:32.536	277.6	1:20:30.094	35	2	1:45.589	33.817	35.848	35.924	279.1	1:35:12.920
36	2	2:49.790	1:26.230	46.970	36.590		1:23:19.884	36	2	1:45.787	33.751	35.971	36.065	279.1	1:36:58.707
37	2	1:46.735	34.263	36.342	36.130	270.0	1:25:06.619	37	2	1:46.652	34.144	36.505	36.003	280.5	1:38:45.359
38	2	1:46.453	34.380	35.987	36.086	276.2	1:26:53.072	38	2	1:46.312	34.562	35.785	35.965	279.8	1:40:31.671
39	2	3:20.650	34.079	1:13.898	1:32.673	276.9	1:30:13.722	39	2	1:47.045	33.998	36.665	36.382	279.1	1:42:18.716
40	2	2:34.775	B 1:12.960	37.990	43.825		1:32:48.497	40	2	2:25.142	34.461	37.951	1:12.730	281.2	1:44:43.858
41	2	2:06.536	54.093	36.247	36.196	213.4	1:34:55.033	41	2	3:34.744	1:25.863	1:21.390	47.491		1:48:18.602
42	2	1:46.192	34.298	35.910	35.984	275.5	1:36:41.225	42	2	1:48.641	35.022	36.679	36.940	266.0	1:50:07.243
43	2	1:46.351	34.146	36.160	36.045	273.4	1:38:27.576	43	2	1:46.344	33.975	36.083	36.286	277.6	1:51:53.587
44	2	1:46.286	34.095	36.134	36.057	276.2	1:40:13.862								
45	2	1:46.678	34.138	36.288	36.252	277.6	1:42:00.540								
46	2	1:50.282	34.104	36.471	39.707	279.8	1:43:50.822								
47	2	4:07.593	1:26.436	1:21.864	1:19.293		1:47:58.415								
<b>40</b>	<b>GRAFF Racing</b>		Ligier JS P320 - Nissan												
	1. Luis SANJUAN		LMP3												
	2. Theo VAUCHER														
1	1	1:56.557	38.503	39.751	38.303	193.2	1:56.557	1	1	1:56.557	38.503	39.751	38.303	193.2	1:56.557
2	1	1:49.994	35.210	37.547	37.237	268.0	3:46.551	2	1	1:49.994	35.210	37.547	37.237	268.0	3:46.551





# Michelin Le Mans Cup

## Monza Round

### Race

## Sector Analysis

Lap under Red Flag    Invalidated Lap    Personal Best    Session Best    Crossing the pit lane

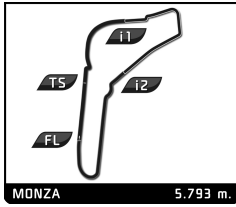
Lap	D	Time	Sector 1	Sector 2	Sector 3	T. Spd	Elapsed	Lap	D	Time	Sector 1	Sector 2	Sector 3	T. Spd	Elapsed
3	1	1:59.532	34.949	37.127	47.456	264.1	5:46.083	4	1	3:10.393	56.186	1:02.815	1:11.392	124.1	8:51.550
4	1	3:11.674	55.147	1:05.589	1:10.938		8:57.757	5	1	2:31.029	1:01.635	46.138	43.256		11:22.579
5	1	2:27.112	1:00.403	44.846	41.863	138.5	11:24.869	6	1	1:59.716	35.136	37.404	47.176	262.8	13:22.295
6	1	2:01.723	35.851	37.219	48.653	260.9	13:26.592	7	1	3:16.118	1:01.471	1:04.597	1:10.050	126.2	16:38.413
7	1	3:18.224	1:01.085	1:08.175	1:08.964	142.3	16:44.816	8	1	2:34.051	1:02.581	45.114	46.356		19:12.464
8	1	2:28.824	1:02.934	41.860	44.030	171.7	19:13.640	9	1	1:49.953	35.252	37.236	37.465	270.0	21:02.417
9	1	1:51.787	36.698	37.682	37.407	238.9	21:05.427	10	1	1:48.934	34.910	37.030	36.994	270.7	22:51.351
10	1	1:49.396	35.232	36.932	37.232	268.7	22:54.823	11	1	1:51.076	35.161	36.957	38.958	265.4	24:42.427
11	1	1:51.494	35.961	38.326	37.207	246.6	24:46.317	12	1	3:10.477	35.845	1:02.508	1:32.124	238.4	27:52.904
12	1	3:14.601	35.807	1:06.456	1:32.338	208.9	28:00.918	13	1	2:48.432	1:26.793	44.094	37.545		30:41.336
13	1	2:46.334	1:26.467	42.743	37.124		30:47.252	14	1	1:49.543	35.329	37.170	37.044	265.4	32:30.879
14	1	1:49.732	35.130	37.241	37.361	271.4	32:36.984	15	1	1:48.695	34.791	37.008	36.896	274.8	34:19.574
15	1	1:48.928	34.654	36.991	37.283	270.0	34:25.912	16	1	1:48.742	34.746	36.727	37.269	275.5	36:08.316
16	1	1:48.584	34.654	37.024	36.906	273.4	36:14.496	17	1	1:49.434	35.020	37.338	37.076	263.4	37:57.750
17	1	1:47.915	34.434	36.693	36.788	274.8	38:02.411	18	1	1:48.058	34.332	36.902	36.824	279.1	39:45.808
18	1	1:48.736	34.817	36.970	36.949	276.2	39:51.147	19	1	1:48.159	34.594	36.870	36.695	274.1	41:33.967
19	1	1:48.544	34.765	36.785	36.994	270.0	41:39.691	20	1	1:48.510	34.551	37.076	36.883	276.9	43:22.477
20	1	1:47.841	34.458	36.622	36.761	270.7	43:27.532	21	1	1:49.622	34.493	38.305	36.824	275.5	45:12.099
21	1	1:48.506	34.737	36.670	37.099	268.0	45:16.038	22	1	1:47.960	34.537	36.617	36.806	274.8	47:00.059
22	1	1:47.767	34.305	36.600	36.862	274.1	47:03.805	23	1	1:48.047	34.406	36.602	37.039	274.1	48:48.106
23	1	1:47.920	34.395	36.667	36.858	270.7	48:51.725	24	1	2:00.514 <b>B</b>	34.812	36.960	48.742	269.3	50:48.620
24	1	2:06.740	34.608	38.833	53.299	263.4	50:58.465	25	2	6:31.551	3:37.184	1:21.890	1:32.477		57:20.171
25	1	4:21.746 <b>B</b>	1:26.146	1:21.820	1:33.780		55:20.211	26	2	3:51.111	1:26.662	1:21.879	1:02.570		1:01:11.282
26	2	5:57.232	3:41.228	1:22.147	53.857		1:01:17.443	27	2	1:47.752	35.004	36.426	36.322	266.7	1:02:59.034
27	2	1:50.213	35.731	37.299	37.183	232.8	1:03:07.656	28	2	1:46.958	34.132	36.164	36.662	276.2	1:04:45.992
28	2	1:48.810	34.979	36.831	37.000	270.7	1:04:56.466	29	2	2:07.895	34.295	36.809	56.791	273.4	1:06:53.887
29	2	2:35.299	34.875	36.590	1:23.834	274.1	1:07:31.765	30	2	3:21.145	1:25.912	1:17.091	38.142		1:10:15.032
30	2	2:59.122	1:26.274	55.560	37.288		1:10:30.887	31	2	1:47.214	34.628	36.261	36.325	258.4	1:12:02.246
31	2	1:48.291	34.852	36.640	36.799	272.7	1:12:19.178	32	2	1:46.430	34.250	36.147	36.033	276.2	1:13:48.676
32	2	1:48.020	34.626	36.710	36.684	273.4	1:14:07.198	33	2	1:46.497	34.142	36.242	36.113	279.8	1:15:35.173
33	2	1:48.708	34.859	36.894	36.955	274.1	1:15:55.906	34	2	1:47.644	34.705	36.993	35.946	276.2	1:17:22.817
34	2	1:47.498	34.362	36.427	36.709	280.5	1:17:43.404	35	2	3:06.252	33.910	1:00.149	1:32.193	276.9	1:20:29.069
35	2	3:29.818	35.780	1:21.611	1:32.427	259.0	1:21:13.222	36	2	2:49.678	1:25.917	47.258	36.503		1:23:18.747
36	2	2:29.324	1:14.142	37.529	37.653		1:23:42.546	37	2	1:45.942	34.217	<b>35.719</b>	36.006	274.8	1:25:04.689
37	2	1:47.987	34.871	36.385	36.731	270.7	1:25:30.533	38	2	1:45.783	34.169	35.764	35.850	275.5	1:26:50.472
38	2	1:47.912	34.608	36.546	36.758	272.0	1:27:18.445	39	2	3:20.203	34.043	1:13.909	1:32.251	277.6	1:30:10.675
39	2	3:54.326	1:00.060	1:21.780	1:32.486	270.0	1:31:12.771	40	2	2:28.710	1:15.107	37.102	36.501		1:32:39.385
40	2	1:55.649	41.855	36.764	37.030	240.5	1:33:08.420	41	2	1:47.238	34.108	37.028	36.102	276.9	1:34:26.623
41	2	1:47.640	34.631	36.520	36.489	272.0	1:34:56.060	42	2	1:45.711	34.012	35.813	35.886	276.9	1:36:12.334
42	2	1:47.325	34.425	36.278	36.622	275.5	1:36:43.385	43	2	<b>1:45.653</b>	33.924	35.885	<b>35.844</b>	276.9	1:37:57.987
43	2	1:47.352	34.436	36.339	36.577	274.1	1:38:30.737	44	2	1:45.802	<b>33.869</b>	36.027	35.906	277.6	1:39:43.789
44	2	1:47.038	34.453	36.224	<b>36.361</b>	274.8	1:40:17.775	45	2	1:46.219	33.955	36.198	36.066	277.6	1:41:30.008
45	2	<b>1:46.983</b>	<b>34.267</b>	36.288	36.428	274.8	1:42:04.758	46	2	1:47.351	34.287	36.849	36.215	276.9	1:43:17.359
46	2	1:56.840	34.502	<b>36.169</b>	46.169	274.8	1:44:01.598	47	2	3:38.230	42.635	1:22.452	1:33.143	265.4	1:46:55.589
47	2	4:01.397	1:26.075	1:21.682	1:13.640		1:48:02.995	48	2	2:19.705	1:05.816	37.420	36.469		1:49:15.294
48	2	1:48.868	34.856	36.764	37.248	268.7	1:49:51.863	49	2	1:46.852	34.142	36.640	36.070	274.8	1:51:02.146
49	2	1:47.743	34.816	36.457	36.470	271.4	1:51:39.606								

<b>43</b>	<b>Racing Spirit of Leman</b>	Ligier JS P320 - Nissan	
	1. Jacques WOLFF 2. Josh SKELTON	LMP3	
1	1	1:53.632	37.736 38.376 37.520 194.6 1:53.632
2	1	1:49.746	35.180 37.387 37.179 266.0 3:43.378
3	1	1:57.779	34.940 37.112 45.727 273.4 5:41.157

<b>44</b>	<b>GMB Motorsport</b>	Honda NSX GT3	
	1. Gustav BIRCH 2. Jens MØLLER	GT3	
1	1	2:07.663	44.991 41.812 40.860 161.0 2:07.663
2	1	1:58.490	38.223 39.647 40.620 259.6 4:06.153
3	1	1:59.473	35.761 38.902 44.810 265.4 6:05.626
4	1	3:08.653	49.806 1:08.499 1:10.348 165.4 9:14.279



# Michelin Le Mans Cup

## Monza Round

### Race

## Sector Analysis

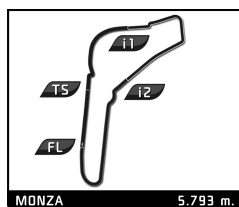
Lap under Red Flag   Invalidated Lap   Personal Best   Session Best   B Crossing the pit lane

Lap	D	Time	Sector 1	Sector 2	Sector 3	T. Spd	Elapsed	Lap	D	Time	Sector 1	Sector 2	Sector 3	T. Spd	Elapsed
5	1	2:24.299	59.578	44.675	40.046	199.6	11:38.578	22	1	2:00.083 B	35.826	39.167	45.090	265.4	48:15.100
6	1	2:00.492	36.486	38.821	45.185	248.3	13:39.070	23	2	6:28.599	3:34.863	1:21.634	1:32.102		54:43.699
7	1	3:21.711	1:02.086	1:07.989	1:11.636	123.3	17:00.781	24	2	4:19.767	1:26.210	1:21.500	1:32.057		59:03.466
8	1	2:23.291	1:00.794	43.093	39.404	133.0	19:24.072	25	2	2:52.877	1:26.258	47.926	38.693		1:01:56.343
9	1	1:53.661	35.645	39.375	38.641	268.7	21:17.733	26	2	1:51.941	35.750	37.763	38.428	264.7	1:03:48.284
10	1	1:54.805	37.006	38.337	39.462	226.9	23:12.538	27	2	1:53.063	36.024	38.699	38.340	260.2	1:05:41.347
11	1	1:54.384	37.080	38.402	38.902	240.0	25:06.922	28	2	3:24.111	35.560	1:16.357	1:32.194	267.3	1:09:05.458
12	1	3:54.433	1:00.211	1:21.846	1:32.376	259.6	29:01.355	29	2	2:14.033	57.298	38.121	38.614	154.7	1:11:19.491
13	1	2:16.615	59.659	38.328	38.628		31:17.970	30	2	1:51.228	35.461	37.683	38.084	264.7	1:13:10.719
14	1	1:53.769	36.556	38.202	39.011	262.8	33:11.739	31	2	1:52.031	35.569	38.411	38.051	267.3	1:15:02.750
15	1	1:52.740	35.624	38.261	38.855	266.7	35:04.479	32	2	1:50.762	35.252	37.529	37.981	267.3	1:16:53.512
16	1	1:52.883	35.984	38.121	38.778	267.3	36:57.362	33	2	2:33.603 B	35.626	38.407	1:19.570	269.3	1:19:27.115
17	1	1:53.561	35.770	39.034	38.757	266.7	38:50.923	34	2	3:34.414	1:35.956	1:18.854	39.604		1:23:01.529
18	1	1:52.562	35.656	38.238	38.668	266.0	40:43.485	35	2	1:51.753	35.375	37.738	38.640	264.1	1:24:53.282
19	1	1:52.950	35.904	38.181	38.865	266.0	42:36.435	36	2	1:50.891	35.297	37.498	38.096	266.7	1:26:44.173
20	1	1:52.758	36.036	38.132	38.590	258.4	44:29.193	37	2	3:13.663	35.770	1:06.264	1:31.629	266.0	1:29:57.836
21	1	1:52.319	35.659	38.077	38.583	264.7	46:21.512	38	2	2:41.916	1:24.300	39.415	38.201		1:32:39.752
22	1	1:53.019	35.793	38.386	38.840	266.0	48:14.531	39	2	1:51.309	35.390	37.522	38.397	267.3	1:34:31.061
23	1	1:52.394	35.716	38.165	38.513	265.4	50:06.925	40	2	1:51.370	35.550	37.668	38.152	263.4	1:36:22.431
24	1	3:55.005 B	59.759	1:21.584	1:33.662	264.7	54:01.930	41	2	1:52.058	35.443	38.145	38.470	264.7	1:38:14.489
25	2	6:34.330	3:38.091	1:23.066	1:33.173		1:00:36.260	42	2	1:51.586	35.306	37.734	38.546	266.7	1:40:06.075
26	2	2:08.084	48.374	40.275	39.435	216.0	1:02:44.344	43	2	1:51.388	35.380	37.710	38.298	264.1	1:41:57.463
27	2	1:53.194	35.872	38.344	38.978	265.4	1:04:37.538	44	2	1:54.587	35.638	37.927	41.022	264.7	1:43:52.050
28	2	2:08.902	35.610	38.010	55.282	264.7	1:06:46.440	45	2	4:07.057	1:25.639	1:21.980	1:19.438		1:47:59.107
29	2	3:28.463	1:26.274	1:21.672	40.517		1:10:14.903	46	2	1:53.683	36.013	38.258	39.412	255.9	1:49:52.790
30	2	1:52.903	36.349	37.857	38.697	266.7	1:12:07.806	47	2	1:52.731	35.549	38.628	38.554	263.4	1:51:45.521
31	2	1:53.031	36.125	37.947	38.959	265.4	1:14:00.837								
32	2	1:52.462	35.524	38.179	38.759	269.3	1:15:53.299								
33	2	6:36.520 B	35.351	38.108	5:23.061	267.3	1:22:29.819								

46 Ebimotors		Porsche 911 GT3 R GT3													
1. Emanuele BUSNELLI															
2. Fabio BABINI															
1	1	2:08.519	45.693	42.666	40.160	157.2	2:08.519	1	2	2:01.480	41.829	40.912	38.739	167.4	2:01.480
2	1	1:58.004	37.829	39.731	40.444	242.7	4:06.523	2	2	1:50.684	34.926	37.193	38.565	260.9	3:52.164
3	1	1:59.695	35.959	39.077	44.659	262.1	6:06.218	3	2	1:59.997	34.334	36.872	48.791	276.2	5:52.161
4	1	3:08.886	49.932	1:08.631	1:10.323	194.2	9:15.104	4	2	3:10.429	52.932	1:07.031	1:10.466	122.0	9:02.590
5	1	2:24.952	59.792	45.491	39.669	186.5	11:40.056	5	2	2:24.993	1:00.177	44.313	40.503	159.5	11:27.583
6	1	2:00.060	36.430	38.582	45.048	225.0	13:40.116	6	2	2:01.457	34.549	37.045	49.863	275.5	13:29.040
7	1	3:22.245	1:02.012	1:08.206	1:12.027	126.2	17:02.361	7	2	3:18.132	1:01.079	1:08.175	1:08.878		16:47.172
8	1	2:22.299	59.911	43.261	39.127	146.7	19:24.660	8	2	2:28.335	1:03.479	42.248	42.608	172.8	19:15.507
9	1	1:53.667	36.273	38.631	38.763	265.4	21:18.327	9	2	1:50.826	35.715	37.994	37.117	240.0	21:06.333
10	1	1:55.793	37.328	38.308	40.157	247.7	23:14.120	10	2	1:49.032	35.052	36.739	37.241	270.7	22:55.365
11	1	1:55.660	38.053	38.471	39.136	215.6	25:09.780	11	2	1:49.450	35.633	37.586	36.231	228.8	24:44.815
12	1	3:49.563	56.064	1:21.353	1:32.146	242.2	28:59.343	12	2	3:14.927	35.541	1:07.042	1:32.344	222.7	27:59.742
13	1	2:18.063	1:00.192	38.520	39.351		31:17.406	13	2	2:45.382	1:26.606	41.781	36.995		30:45.124
14	1	1:52.526	35.574	37.957	38.995	262.1	33:09.932	14	2	1:47.960	34.679	36.533	36.748	257.1	32:33.084
15	1	1:53.580	36.118	38.041	39.421	266.0	35:03.512	15	2	1:48.092	34.567	36.779	36.746	252.3	34:21.176
16	1	1:52.061	35.548	38.162	38.351	267.3	36:55.573	16	2	1:47.071	34.519	36.254	36.298	279.1	36:08.247
17	1	1:51.301	35.177	37.927	38.197	266.7	38:46.874	17	2	1:47.947	34.333	36.844	36.770	267.3	37:56.194
18	1	1:51.876	35.250	37.935	38.691	266.7	40:38.750	18	2	1:48.195	34.919	36.479	36.797	275.5	39:44.389
19	1	1:52.087	35.339	38.105	38.643	268.0	42:30.837	19	2	1:46.598	34.346	36.133	36.119	276.2	41:30.987
20	1	1:52.558	35.403	38.109	39.046	264.1	44:23.395	20	2	1:46.311	34.143	36.064	36.104	279.1	43:17.298
21	1	1:51.622	35.216	37.797	38.609	264.7	46:15.017	21	2	1:45.976	34.145	35.866	35.965	278.4	45:03.274
								22	2	1:47.741	34.332	35.973	37.436	263.4	46:51.015
								23	2	1:47.098	34.302	36.549	36.247	273.4	48:38.113
								24	2	1:46.191	34.030	36.064	36.097	279.8	50:24.304

**53** RLR M Sport  
 1. Simon BUTLER  
 2. Valentino CATALANO  
 Ligier JS P320 - Nissan LMP3



# Michelin Le Mans Cup

## Monza Round

### Race

MONZA 5.793 m. Sector Analysis

Lap under Red Flag   Invalidated Lap   Personal Best   Session Best   Crossing the pit lane

Lap	D	Time	Sector 1	Sector 2	Sector 3	T. Spd	Elapsed	Lap	D	Time	Sector 1	Sector 2	Sector 3	T. Spd	Elapsed	
25	2	4:03.544	B	1:07.335	1:21.656	1:34.553		54:27.848	31	1	1:51.565	35.569	37.698	38.298	265.4	1:15:01.959
26	1	6:28.943		3:43.914	1:22.168	1:22.861		1:00:56.791	32	1	1:51.312	35.397	37.789	38.126	266.0	1:16:53.271
27	1	1:55.109		37.702	39.271	38.136	214.7	1:02:51.900	33	1	2:31.588	35.723	38.419	1:17.446	267.3	1:19:24.859
28	1	1:51.740		35.418	37.958	38.364	270.7	1:04:43.640	34	1	3:31.351	1:26.033	1:21.756	43.562		1:22:56.210
29	1	2:21.343		35.139	39.299	1:06.905	272.7	1:07:04.983	35	1	1:52.145	35.426	38.142	38.577	266.7	1:24:48.355
30	1	3:16.965		1:26.361	1:11.044	39.560		1:10:21.948	36	1	1:52.138	35.377	38.100	38.661	266.7	1:26:40.493
31	1	1:54.338		38.686	37.824	37.828	276.2	1:12:16.286	37	1	3:11.814	35.358	1:04.186	1:32.270	267.3	1:29:52.307
32	1	1:50.324		35.105	37.408	37.811	268.7	1:14:06.610	38	1	2:45.294	1:26.018	40.329	38.947		1:32:37.601
33	1	1:49.163		35.068	37.010	37.085	264.7	1:15:55.773	39	1	1:51.887	35.307	37.987	38.593	266.7	1:34:29.488
34	1	1:51.328		35.116	37.584	38.628	251.7	1:17:47.101	40	1	1:52.670	35.823	38.436	38.411	256.5	1:36:22.158
35	1	3:41.120		47.701	1:21.133	1:32.286	254.1	1:21:28.221	41	1	1:53.440	35.534	39.053	38.853	266.0	1:38:15.598
36	1	2:40.598		1:03.616	54.056	42.926		1:24:08.819	42	1	1:52.359	35.495	38.298	38.566	267.3	1:40:07.957
37	1	1:53.997		36.194	38.905	38.898	208.9	1:26:02.816	43	1	1:52.098	35.490	38.172	38.436	266.0	1:42:00.055
38	1	2:31.238		34.934	39.670	1:16.634	266.0	1:28:34.054	44	1	2:01.857	35.879	38.268	47.710	238.9	1:44:01.912
39	1	3:28.316		1:26.326	1:19.926	42.064		1:32:02.370	45	1	4:03.011	1:26.243	1:21.574	1:15.194		1:48:04.923
40	1	1:54.549		37.298	38.575	38.676	220.4	1:33:56.919	46	1	1:53.355	35.781	38.911	38.663	260.2	1:49:58.278
41	1	1:51.593		35.087	37.942	38.564	268.7	1:35:48.512	47	1	1:52.835	35.537	38.606	38.692	265.4	1:51:51.113
42	1	1:51.394		35.271	38.092	38.031	255.3	1:37:39.906								
43	1	1:50.517		34.912	37.786	37.819	268.0	1:39:30.423								
44	1	1:51.632		34.839	38.578	38.215	246.6	1:41:22.055								

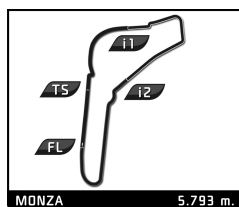
55		GMB Motorsport		Honda NSX GT3				
		1.Kasper H. JENSEN		GT3				
		2.Kristian POULSEN						
1	2	2:06.731	43.781	42.204	40.746	166.4	2:06.731	
2	2	1:56.738	37.648	38.792	40.298	255.3	4:03.469	
3	2	2:00.239	36.017	39.447	44.775	266.0	6:03.708	
4	2	3:08.768	50.269	1:08.468	1:10.031	155.4	9:12.476	
5	2	2:23.702	59.403	44.686	39.613	187.5	11:36.178	
6	2	2:01.156	37.438	38.319	45.399	234.8	13:37.334	
7	2	3:20.910	1:01.798	1:08.131	1:10.981	122.3	16:58.244	
8	2	2:23.893	1:01.407	43.146	39.340	134.8	19:22.137	
9	2	1:52.985	35.885	38.254	38.846	268.0	21:15.122	
10	2	1:55.115	37.658	38.097	39.360	216.4	23:10.237	
11	2	1:54.260	37.156	38.217	38.887	216.9	25:04.497	
12	2	3:30.114	36.934	1:20.829	1:32.351	243.8	28:34.611	
13	2	2:28.680	1:11.192	38.755	38.733		31:03.291	
14	2	1:52.907	35.635	38.277	38.995	266.0	32:56.198	
15	2	1:52.399	35.670	38.042	38.687	266.0	34:48.597	
16	2	1:52.660	35.529	38.232	38.899	267.3	36:41.257	
17	2	1:52.450	35.523	38.080	38.847	266.7	38:33.707	
18	2	1:52.541	35.643	38.232	38.666	266.7	40:26.248	
19	2	1:52.585	35.666	38.205	38.714	266.7	42:18.833	
20	2	1:53.221	36.303	38.245	38.673	242.7	44:12.054	
21	2	1:53.859	35.695	38.269	39.895	265.4	46:05.913	
22	2	2:00.836	B	35.635	38.392	46.809	267.3	48:06.749
23	1	6:32.766		3:37.262	1:22.373	1:33.131		54:39.515
24	1	4:21.729		1:26.709	1:22.180	1:32.840		59:01.244
25	1	2:54.819		1:26.690	49.123	39.006		1:01:56.063
26	1	1:52.124		35.627	38.001	38.496	264.7	1:03:48.187
27	1	1:52.693		35.692	37.883	39.118	263.4	1:05:40.880
28	1	3:24.111		35.462	1:16.228	1:32.421	266.0	1:09:04.991
29	1	2:13.886		57.408	38.160	38.318	149.0	1:11:18.877
30	1	1:51.517		35.474	37.790	38.253	265.4	1:13:10.394

57		GRAFF Racing		Ligier JS P320 - Nissan			
		1.Stephan RUPP		LMP3			
		2.Ryan HARPER-ELLAM					
1	1	2:04.491	42.946	41.942	39.603	170.9	2:04.491
2	1	1:58.081	38.569	38.413	41.099	243.8	4:02.572
3	1	1:58.845	36.238	38.252	44.355	259.6	6:01.417
4	1	3:08.548	50.548	1:08.879	1:09.121	177.3	9:09.965
5	1	2:24.447	59.156	44.935	40.356	182.1	11:34.412

61		AF Corse		Ferrari 488 GT3				
		1.Gino FORGIONE		GT3				
		2.Andrea MONTERMINI						
1	1	2:09.203	46.512	42.310	40.381	133.3	2:09.203	
2	1	1:57.778	37.722	39.698	40.358	253.5	4:06.981	
3	1	1:59.664	36.165	39.112	44.387	252.9	6:06.645	
4	1	3:09.435	50.731	1:08.756	1:09.948	185.2	9:16.080	
5	1	2:25.331	1:00.670	45.034	39.627	173.6	11:41.411	
6	1	1:59.944	37.041	39.054	43.849	204.9	13:41.355	
7	1	3:22.380	1:02.318	1:08.087	1:11.975		17:03.735	
8	1	2:22.801	59.929	43.121	39.751	136.9	19:26.536	
9	1	1:55.335	36.962	38.565	39.808	264.1	21:21.871	
10	1	1:57.297	37.902	39.189	40.206	194.2	23:19.168	
11	1	1:55.853	37.424	39.020	39.409	213.0	25:15.021	
12	1	3:50.910	57.271	1:21.642	1:31.997	244.3	29:05.931	
13	1	2:16.425	58.334	39.207	38.884	132.2	31:22.356	
14	1	1:53.490	35.914	38.598	38.978	255.9	33:15.846	
15	1	1:52.746	35.305	38.457	38.984	262.1	35:08.592	
16	1	1:53.340	35.854	38.702	38.784	270.0	37:01.932	
17	1	1:52.330	35.254	38.503	38.573	265.4	38:54.262	
18	1	1:55.050	36.098	39.503	39.449	254.1	40:49.312	
19	1	1:54.367	36.078	38.859	39.430	267.3	42:43.679	
20	1	1:53.791	35.873	38.899	39.019	266.0	44:37.470	
21	1	2:01.846	B	35.798	39.484	46.564	266.0	46:39.316
22	2	5:05.284		3:04.048	39.070	1:22.166	203.4	51:44.600
23	2	4:20.364		1:26.244	1:21.610	1:32.510		56:04.964
24	2	4:20.942		1:26.797	1:21.674	1:32.471		1:00:25.906
25	2	2:11.811		54.098	38.864	38.849	183.1	1:02:37.717



# Michelin Le Mans Cup

## Monza Round

### Race

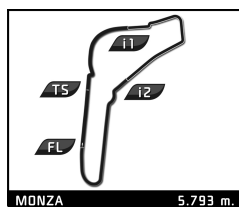
MONZA 5.793 m. Sector Analysis

Lap under Red Flag   Invalidated Lap   Personal Best   Session Best   Crossing the pit lane

Lap	D	Time	Sector 1	Sector 2	Sector 3	T. Spd	Elapsed	Lap	D	Time	Sector 1	Sector 2	Sector 3	T. Spd	Elapsed
26	2	1:53.263	35.994	38.598	38.671	266.0	1:04:30.980	30	2	1:45.801	34.044	35.700	36.057	277.6	1:13:11.515
27	2	1:59.815	35.983	37.864	45.968	262.1	1:06:30.795	31	2	1:47.789	34.786	36.891	36.112	264.1	1:14:59.304
28	2	3:43.233	1:25.977	1:21.545	55.711		1:10:14.028	32	2	1:45.489	33.985	35.523	35.981	279.1	1:16:44.793
29	2	1:54.626	37.957	38.018	38.651	245.5	1:12:08.654	33	2	2:04.374	34.006	35.897	54.471	279.1	1:18:49.167
30	2	1:51.919	35.681	37.976	38.262	264.1	1:14:00.573	34	2	3:51.821	1:27.217	1:22.327	1:02.277		1:22:40.988
31	2	1:51.057	35.485	37.499	38.073	265.4	1:15:51.630	35	2	1:48.044	34.790	36.623	36.631	274.1	1:24:29.032
32	2	1:51.837	35.561	37.683	38.593	264.7	1:17:43.467	36	2	1:46.737	34.376	36.184	36.177	277.6	1:26:15.769
33	2	3:30.286	36.339	1:21.561	1:32.386	258.4	1:21:13.753	37	2	2:36.004	34.120	36.673	1:25.211	277.6	1:28:51.773
34	2	2:31.720	1:14.591	38.719	38.410		1:23:45.473	38	2	3:13.040	1:27.198	1:08.680	37.162		1:32:04.813
35	2	1:51.466	35.397	37.915	38.154	265.4	1:25:36.939	39	2	1:48.182	34.665	36.692	36.825	275.5	1:33:52.995
36	2	1:53.419	35.821	39.270	38.328	261.5	1:27:30.358	40	2	1:46.723	34.151	36.300	36.272	279.1	1:35:39.718
37	2	4:00.071	1:21.553	1:21.375	1:17.143		1:31:30.429	41	2	1:46.059	33.986	35.858	36.215	277.6	1:37:25.777
38	2	1:59.829	35.808	38.179	45.842	264.1	1:33:30.258	42	2	1:46.583	34.172	36.179	36.232	279.8	1:39:12.360
39	2	2:12.147	55.305	38.196	38.646	208.1	1:35:42.405	43	2	1:45.964	33.995	35.907	36.062	278.4	1:40:58.324
40	2	1:53.454	35.721	38.626	39.107	262.1	1:37:35.859	44	2	1:46.038	33.975	35.907	36.156	279.1	1:42:44.362
41	2	1:51.376	35.502	37.641	38.233	267.3	1:39:27.235	45	2	2:56.044	34.247	48.620	1:33.177	278.4	1:45:40.406
42	2	1:51.010	35.261	37.689	38.060	266.0	1:41:18.245	46	2	3:01.566	1:27.345	56.980	37.241		1:48:41.972
43	2	1:51.609	35.518	37.850	38.241	266.0	1:43:09.854	47	2	1:47.800	34.807	36.424	36.569	273.4	1:50:29.772
44	2	3:23.501	35.444	1:15.802	1:32.255	266.0	1:46:33.355	48	2	1:47.005	34.410	36.421	36.174	273.4	1:52:16.777
45	2	2:39.542	1:20.618	40.125	38.799		1:49:12.897								
46	2	1:52.814	35.445	38.302	39.067	264.1	1:51:05.711								

66 Rinaldi Racing		Duqueine M30 - D08 - Nissan													
1. Steve PARROW		LMP3													
2. Daniel KEILWITZ															
1	1	2:01.767	41.425	40.454	39.888	179.7	2:01.767	1	1	1:51.295	35.667	38.219	37.409	215.6	1:51.295
2	1	2:36.229	55.726	46.004	54.499	248.3	4:37.996	2	1	1:49.261	34.907	37.041	37.313	274.1	3:40.556
3	1	4:43.028	2:52.190	43.382	1:07.456	167.4	9:21.024	3	1	1:50.905	34.611	37.043	39.251	274.1	5:31.461
4	1	2:27.877	1:00.118	47.812	39.947	151.3	11:48.901	4	1	3:14.402	1:01.602	1:02.141	1:10.659		8:45.863
5	1	1:57.941	37.097	38.816	42.028	194.2	13:46.842	5	1	2:34.819	1:02.596	47.102	45.121		11:20.682
6	1	3:21.573	1:02.007	1:06.871	1:12.695	128.3	17:08.415	6	1	1:56.167	34.885	37.794	43.488	271.4	13:16.849
7	1	2:22.036	59.068	43.627	39.341	126.8	19:30.451	7	1	3:16.946	1:02.633	1:04.004	1:10.309	140.4	16:33.795
8	1	1:53.969	36.077	38.224	39.668	207.7	21:24.420	8	1	2:36.935	1:03.592	44.837	48.506		19:10.730
9	1	1:52.489	36.124	37.953	38.412	222.7	23:16.909	9	1	1:50.680	35.446	37.764	37.470	268.0	21:01.410
10	1	2:03.255	37.054	39.100	47.101	232.3	25:20.164	10	1	1:48.378	34.612	36.695	37.071	276.2	22:49.788
11	1	4:20.046	1:32.764	1:22.384	1:24.898		29:40.210	11	1	1:49.860	34.807	36.782	38.271	275.5	24:39.648
12	1	1:53.082	36.594	37.849	38.639	233.8	31:33.292	12	1	3:10.040	35.452	1:02.664	1:31.924	265.4	27:49.688
13	1	1:50.679	35.098	37.399	38.182	262.1	33:23.971	13	1	2:49.645	1:26.234	45.602	37.809		30:39.333
14	1	1:51.186	35.374	37.977	37.835	259.0	35:15.157	14	1	1:49.031	34.709	37.062	37.260	271.4	32:28.364
15	1	1:49.315	34.766	36.969	37.580	272.0	37:04.472	15	1	1:48.248	34.448	36.748	37.052	274.8	34:16.612
16	1	1:49.803	34.809	37.045	37.949	262.8	38:54.275	16	1	1:48.296	34.480	36.672	37.144	275.5	36:04.908
17	1	1:52.741	34.762	40.454	37.525	260.2	40:47.016	17	1	1:48.229	34.351	36.792	37.086	275.5	37:53.137
18	1	1:49.612	35.067	37.081	37.464	260.9	42:36.628	18	1	1:47.730	34.421	36.473	36.836	275.5	39:40.867
19	1	1:49.019	34.800	36.869	37.350	264.1	44:25.647	19	1	1:47.792	34.344	36.673	36.775	276.2	41:28.659
20	1	1:49.763	35.161	37.240	37.362	267.3	46:15.410	20	1	1:49.128	34.852	36.940	37.336	274.8	43:17.787
21	1	1:52.122	35.549	38.832	37.741	264.1	48:07.532	21	1	1:48.292	34.442	36.692	37.158	276.2	45:06.079
22	1	1:48.896	34.572	36.977	37.347	266.7	49:56.428	22	1	1:47.857	34.308	36.507	37.042	276.2	46:53.936
23	1	3:24.566	34.452	1:16.991	1:33.123	271.4	53:20.994	23	1	1:49.950	35.323	36.679	37.948	269.3	48:43.886
24	1	4:25.644	1:28.015	1:22.535	1:35.094		57:46.638	24	1	1:54.485	34.532	36.472	43.481	276.9	50:38.371
25	2	4:31.668	3:16.868	37.922	36.878		1:02:18.306	25	2	6:32.019	3:37.713	1:21.760	1:32.546		57:10.390
26	2	1:47.452	34.582	36.192	36.678	275.5	1:04:05.758	26	2	3:57.400	1:26.238	1:21.853	1:09.309		1:01:07.790
27	2	1:47.505	34.357	35.992	37.156	275.5	1:05:53.263	27	2	1:47.712	35.003	36.352	36.357	268.7	1:02:55.502
28	2	3:44.422	53.569	1:22.400	1:28.453	276.2	1:09:37.685	28	2	1:47.300	34.425	35.974	36.901	277.6	1:04:42.802
29	2	1:48.029	35.911	36.165	35.953	261.5	1:11:25.714	29	2	2:01.908	34.006	35.461	52.441	274.1	1:06:44.710
								30	2	3:25.936	1:25.830	1:21.720	38.386		1:10:10.646
								31	2	1:45.354	34.133	35.540	35.681	272.0	1:11:56.000



# Michelin Le Mans Cup

## Monza Round

### Race

### Sector Analysis

Lap under Red Flag    Invalidated Lap    Personal Best    Session Best    Crossing the pit lane

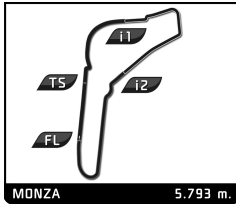
Lap	D	Time	Sector 1	Sector 2	Sector 3	T. Spd	Elapsed	Lap	D	Time	Sector 1	Sector 2	Sector 3	T. Spd	Elapsed
32	2	1:45.708	34.082	35.759	35.867	274.8	1:13:41.708	34	2	3:52.940	58.953	1:21.649	1:32.338	274.8	1:21:52.772
33	2	1:52.390	34.068	35.975	42.347	273.4	1:15:34.098	35	2	2:07.972	54.428	36.939	36.605	176.5	1:24:00.744
34	2	6:22.066	3:27.540	1:21.892	1:32.634	212.2	1:21:56.164	36	2	1:47.180	34.400	36.354	36.426	276.2	1:25:47.924
35	2	2:05.259	52.355	36.214	36.690	191.8	1:24:01.423	37	2	1:48.786	34.010	36.299	38.477	276.9	1:27:36.710
36	2	1:46.796	34.226	36.159	36.411	272.7	1:25:48.219	38	2	3:59.321	1:26.181	1:21.632	1:11.508		1:31:36.031
37	2	1:49.382	34.195	36.150	39.037	275.5	1:27:37.601	39	2	1:48.226	34.896	36.701	36.629	273.4	1:33:24.257
38	2	3:58.200	1:25.738	1:21.518	1:10.944		1:31:35.801	40	2	1:46.552	34.164	36.019	36.369	276.9	1:35:10.809
39	2	1:47.242	34.876	36.041	36.325	270.0	1:33:23.043	41	2	1:56.735	34.218	46.131	36.386	278.4	1:37:07.544
40	2	1:46.430	34.301	35.877	36.252	274.1	1:35:09.473	42	2	1:46.783	34.197	36.261	36.325	272.7	1:38:54.327
41	2	1:48.012	35.534	36.063	36.415	273.4	1:36:57.485	43	2	1:46.103	33.924	36.097	36.082	279.8	1:40:40.430
42	2	1:46.578	34.230	36.139	36.209	272.0	1:38:44.063	44	2	1:48.275	34.244	36.500	37.531	279.8	1:42:28.705
43	2	1:46.747	34.593	35.842	36.312	273.4	1:40:30.810	45	2	2:32.765	34.153	36.391	1:22.221	276.9	1:45:01.470
44	2	1:47.785	34.519	36.760	36.506	274.1	1:42:18.595	46	2	3:25.317	1:25.937	1:21.190	38.190		1:48:26.787
45	2	2:22.087	34.604	37.143	1:10.340	276.2	1:44:40.682	47	2	1:46.842	34.288	36.116	36.438	276.2	1:50:13.629
46	2	3:37.381	1:27.066	1:21.858	48.457		1:48:18.063	48	2	1:47.184	34.058	36.615	36.511	279.1	1:52:00.813
47	2	1:48.294	35.508	36.419	36.367	257.1	1:50:06.357								
48	2	1:47.161	34.368	36.246	36.547	273.4	1:51:53.518								

**72** Team Virage  
 1. Alexandre YVON  
 2. Mathis POULET  
 Ligier JS P320 - Nissan  
 LMP3

1	1	2:03.273	42.715	41.599	38.959	156.7	2:03.273
2	1	1:54.948	36.920	38.504	39.524	244.3	3:58.221
3	1	1:58.927	35.200	37.663	46.064	242.2	5:57.148
4	1	3:09.150	51.065	1:08.253	1:09.832	175.3	9:06.298
5	1	2:23.718	1:00.146	44.112	39.460	142.3	11:30.016
6	1	2:03.985	35.946	38.207	49.832	254.1	13:34.001
7	1	3:20.034	1:01.670	1:07.817	1:10.547	136.9	16:54.035
8	1	2:24.731	1:01.197	43.293	40.241	157.9	19:18.766
9	1	1:52.243	35.910	38.031	38.302	248.8	21:11.009
10	1	1:52.920	36.599	38.329	37.992	243.8	23:03.929
11	1	1:53.990	37.965	37.869	38.156	183.7	24:57.919
12	1	3:28.879	35.842	1:20.619	1:32.418	233.3	28:26.798
13	1	2:32.132	1:15.370	38.642	38.120		30:58.930
14	1	1:50.464	34.720	37.568	38.176	272.0	32:49.394
15	1	1:50.221	34.438	37.685	38.098	273.4	34:39.615
16	1	1:51.923	34.875	37.937	39.111	275.5	36:31.538
17	1	1:53.051	35.615	38.603	38.833	244.9	38:24.589
18	1	1:52.981	35.857	38.127	38.997	203.4	40:17.570
19	1	1:51.455	35.285	38.018	38.152	266.0	42:09.025
20	1	1:51.612	35.153	38.123	38.336	268.0	44:00.637
21	1	2:00.496	35.013	39.559	45.924	271.4	46:01.133
22	2	4:16.709	3:03.013	36.832	36.864	209.7	50:17.842
23	2	3:54.095	59.909	1:21.767	1:32.419	259.6	54:11.937
24	2	4:20.697	1:26.425	1:21.860	1:32.412		58:32.634
25	2	3:07.084	1:26.559	1:02.733	37.792		1:01:39.718
26	2	1:47.781	34.777	36.431	36.573	264.7	1:03:27.499
27	2	1:47.399	34.502	36.458	36.439	273.4	1:05:14.898
28	2	2:58.235	34.436	51.384	1:32.415	275.5	1:08:13.133
29	2	2:37.340	1:23.303	37.653	36.384		1:10:50.473
30	2	1:46.547	34.172	36.090	36.285	276.9	1:12:37.020
31	2	1:47.358	34.170	36.571	36.617	277.6	1:14:24.378
32	2	1:47.105	34.308	36.202	36.595	276.9	1:16:11.483
33	2	1:48.349	34.308	37.301	36.740	276.2	1:17:59.832

**73** TS Corse  
 1. Pietro PECCENINI  
 2. Parth GHORPADE  
 Duqueine M30 - D08 - Nissan  
 LMP3

1	1	1:55.449	37.679	39.698	38.072	193.9	1:55.449
2	1	1:50.048	34.991	37.672	37.385	264.7	3:45.497
3	1	1:58.486	34.697	36.999	46.790	270.7	5:43.983
4	1	3:10.700	55.659	1:03.693	1:11.348	130.4	8:54.683
5	1	2:29.372	1:00.700	45.843	42.829		11:24.055
6	1	2:00.107	35.260	37.137	47.710	260.9	13:24.162
7	1	3:17.311	1:01.925	1:04.825	1:10.561	126.2	16:41.473
8	1	2:31.597	1:02.200	44.294	45.103		19:13.070
9	1	1:51.401	36.481	37.620	37.300	241.1	21:04.471
10	1	1:49.319	34.781	37.204	37.334	270.7	22:53.790
11	1	1:49.486	35.410	37.093	36.983	247.1	24:43.276
12	1	3:12.385	35.712	1:04.883	1:31.790	224.1	27:55.661
13	1	2:48.378	1:26.996	43.820	37.562		30:44.039
14	1	1:48.801	34.945	36.833	37.023	261.5	32:32.840
15	1	1:48.131	34.529	36.708	36.894	271.4	34:20.971
16	1	1:49.461	35.025	37.460	36.976	255.9	36:10.432
17	1	1:48.442	34.610	36.745	37.087	274.8	37:58.874
18	1	1:48.567	34.738	36.759	37.070	266.0	39:47.441
19	1	1:48.254	34.638	36.735	36.881	274.8	41:35.695
20	1	1:48.530	34.678	36.818	37.034	274.1	43:24.225
21	1	1:48.867	34.510	37.399	36.958	274.8	45:13.092
22	1	1:48.103	34.376	36.773	36.954	276.2	47:01.195
23	1	1:47.976	34.433	36.565	36.978	277.6	48:49.171
24	1	1:59.667	34.365	37.007	48.295	277.6	50:48.838
25	1	4:17.619	1:25.417	1:19.952	1:32.250		55:06.457
26	2	6:08.803	3:49.053	1:21.342	58.408		1:01:15.260
27	2	1:50.490	35.209	37.774	37.507	266.0	1:03:05.750
28	2	1:50.019	34.940	37.226	37.853	262.1	1:04:55.769
29	2	2:36.701	34.764	37.425	1:24.512	273.4	1:07:32.470
30	2	3:00.580	1:26.608	56.291	37.681		1:10:33.050
31	2	1:48.419	34.760	36.841	36.818	272.0	1:12:21.469
32	2	1:49.625	35.380	36.952	37.293	274.8	1:14:11.094
33	2	1:47.986	34.381	36.642	36.963	274.1	1:15:59.080
34	2	1:49.432	34.548	37.351	37.533	274.1	1:17:48.512
35	2	3:40.229	47.326	1:21.395	1:31.508	243.8	1:21:28.741



# Michelin Le Mans Cup

## Monza Round

### Race

## Sector Analysis

Lap under Red Flag   Invalidated Lap   Personal Best   Session Best   B Crossing the pit lane

Lap	D	Time	Sector 1	Sector 2	Sector 3	T. Spd	Elapsed	Lap	D	Time	Sector 1	Sector 2	Sector 3	T. Spd	Elapsed
36	2	2:20.041	1:03.746	39.113	37.182		1:23:48.782	38	2	1:46.224	34.319	35.956	35.949	279.1	1:26:53.376
37	2	1:48.509	34.553	<b>36.440</b>	37.516	273.4	1:25:37.291	39	2	3:21.661	34.152	1:15.733	1:31.776	270.7	1:30:15.037
38	2	6:25.426	34.514	5:10.562	40.350	270.7	1:32:02.717	40	2	2:27.080	1:11.768	37.869	37.443		1:32:42.117
39	2	1:50.201	36.177	37.096	36.928	213.9	1:33:52.918	41	2	1:47.569	35.032	36.070	36.467	282.0	1:34:29.686
40	2	1:49.416	35.153	36.952	37.311	255.3	1:35:42.334	42	2	1:47.108	34.879	36.212	36.017	280.5	1:36:16.794
41	2	1:48.274	34.297	36.873	37.104	270.0	1:37:30.608	43	2	1:45.934	34.133	35.819	35.982	279.8	1:38:02.728
42	2	<b>1:47.798</b>	34.394	36.592	36.812	275.5	1:39:18.406	44	2	1:46.054	34.046	35.948	36.060	280.5	1:39:48.782
43	2	1:49.505	<b>34.158</b>	36.944	38.403	275.5	1:41:07.911	45	2	1:46.316	34.008	36.187	36.121	279.8	1:41:35.098
44	2	1:48.461	34.939	36.837	<b>36.685</b>	250.6	1:42:56.372	46	2	1:46.492	33.952	35.991	36.549	279.8	1:43:21.590
45	2	3:17.039	38.546	1:06.938	1:31.555	276.9	1:46:13.411	47	2	3:46.197	52.938	1:21.244	1:32.015	279.8	1:47:07.787
46	2	2:48.149	1:27.023	43.723	37.403		1:49:01.560	48	2	2:14.516	1:01.318	36.637	36.561		1:49:22.303
47	2	1:49.702	34.483	37.202	38.017	267.3	1:50:51.262	49	2	1:47.066	34.345	36.329	36.392	276.2	1:51:09.369
48	2	1:49.307	35.004	37.090	37.213	263.4	1:52:40.569								

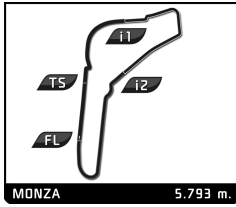
  

76 Reiter Engineering		Ligier JS P320 - Nissan					
1.Freddie HUNT		LMP3					
2.Mads SILJHAUG							
1	1	1:46.871	33.447	36.891	36.533	225.9	1:46.871
2	1	1:47.431	34.419	36.635	36.377	275.5	3:34.302
3	1	1:52.545	34.545	36.356	41.644	275.5	5:26.847
4	1	3:14.526	1:00.858	1:02.818	1:10.850	143.8	8:41.373
5	1	2:37.100	1:00.893	47.210	48.997	129.2	11:18.473
6	1	1:53.882	35.796	37.232	40.854	270.0	13:12.355
7	1	3:17.303	1:03.600	1:03.809	1:09.894	145.6	16:29.658
8	1	2:40.112	1:02.133	46.759	51.220		19:09.770
9	1	1:48.269	34.531	36.614	37.124	276.2	20:58.039
10	1	1:46.424	34.166	36.142	36.116	277.6	22:44.463
11	1	1:47.896	35.345	36.467	36.084	278.4	24:32.359
12	1	3:00.659	35.046	54.069	1:31.544	260.9	27:33.018
13	1	2:56.893	1:25.523	54.801	36.569		30:29.911
14	1	1:49.343	34.488	38.326	36.529	275.5	32:19.254
15	1	1:47.110	34.171	36.222	36.717	277.6	34:06.364
16	1	1:47.188	34.365	36.539	36.284	278.4	35:53.552
17	1	1:46.671	34.122	36.360	36.189	278.4	37:40.223
18	1	1:46.950	34.473	36.317	36.160	279.1	39:27.173
19	1	1:46.513	33.979	36.327	36.207	279.1	41:13.686
20	1	1:47.893	33.998	36.443	37.452	279.1	43:01.579
21	1	1:46.963	34.304	36.538	36.121	279.8	44:48.542
22	1	1:47.673	34.310	36.539	36.824	279.1	46:36.215
23	1	1:47.176	34.415	36.437	36.324	278.4	48:23.391
24	1	1:46.631	34.162	36.251	36.218	279.8	50:10.022
25	1	3:53.528 B	57.052	1:21.517	1:34.959	279.8	54:03.550
26	2	6:33.047	3:38.709	1:21.837	1:32.501		1:00:36.597
27	2	2:00.857	47.808	36.483	36.566	218.6	1:02:37.454
28	2	1:53.432 B	34.364	36.364	42.704	274.1	1:04:30.886
29	2	2:37.984	53.965	35.994	1:08.025	216.4	1:07:08.870
30	2	3:11.996	1:25.870	1:08.130	37.996		1:10:20.866
31	2	1:46.745	34.218	<b>35.629</b>	36.898	274.1	1:12:07.611
32	2	1:45.941	34.185	35.998	<b>35.758</b>	276.9	1:13:53.552
33	2	<b>1:45.440</b>	33.891	35.689	35.860	279.1	1:15:38.992
34	2	1:45.618	<b>33.824</b>	35.887	35.907	279.8	1:17:24.610
35	2	3:05.747	33.827	59.442	1:32.478	279.1	1:20:30.357
36	2	2:49.780	1:26.411	47.008	36.361		1:23:20.137
37	2	1:47.015	34.152	36.754	36.109	266.0	1:25:07.152

77 Team Thor		Ligier JS P320 - Nissan					
1.Audunn GUDMUNDSSON		LMP3					
2.Michael MARKUSSEN							
1	1	1:58.064	40.840	39.154	38.070	174.5	1:58.064
2	1	1:50.968	35.583	37.767	37.618	255.3	3:49.032
3	1	2:02.662	35.605	37.356	49.701	263.4	5:51.694
4	1	3:10.299	52.930	1:07.061	1:10.308	123.4	9:01.993
5	1	2:25.362	1:00.240	44.464	40.658	161.4	11:27.355
6	1	2:03.045	35.747	37.610	49.688	261.5	13:30.400
7	1	3:19.414	1:01.668	1:07.817	1:09.929	123.6	16:49.814
8	1	2:26.446	1:02.757	41.914	41.775	177.9	19:16.260
9	1	1:51.729	36.042	38.078	37.609	251.2	21:07.989
10	1	1:50.244	35.476	37.260	37.508	268.7	22:58.233
11	1	1:54.776	40.009	37.314	37.453	178.8	24:53.009
12	1	3:24.719	36.111	1:16.558	1:32.050	232.3	28:17.728
13	1	2:37.007	1:20.675	38.943	37.389		30:54.735
14	1	1:49.626	35.113	37.110	37.403	268.0	32:44.361
15	1	1:49.312	35.323	36.771	37.218	264.1	34:33.673
16	1	1:49.196	35.108	36.823	37.265	262.1	36:22.869
17	1	1:49.523	35.215	36.996	37.312	266.7	38:12.392
18	1	1:49.535	35.043	37.354	37.138	260.9	40:01.927
19	1	1:49.244	35.183	36.897	37.164	270.7	41:51.171
20	1	1:49.099	35.084	36.972	37.043	263.4	43:40.270
21	1	1:50.065	34.954	37.567	37.544	269.3	45:30.335
22	1	1:49.679	34.985	37.190	37.504	267.3	47:20.014
23	1	1:49.235	34.989	37.147	37.099	259.6	49:09.249
24	1	2:41.473 B	35.058	38.709	1:27.706	266.7	51:50.722
25	2	6:32.660	3:37.772	1:22.193	1:32.695		58:23.382
26	2	3:13.670	1:26.798	1:08.136	38.736		1:01:37.052
27	2	1:48.028	35.094	36.482	36.452	264.7	1:03:25.080
28	2	1:46.868	34.626	36.099	36.143	270.7	1:05:11.948
29	2	2:52.849	34.396	46.200	1:32.253	272.0	1:08:04.797
30	2	2:41.895	1:26.126	39.445	36.324		1:10:46.692
31	2	1:46.731	34.759	35.917	36.055	272.0	1:12:33.423
32	2	1:46.492	34.555	35.838	36.099	272.7	1:14:19.915
33	2	1:47.289	34.273	36.869	36.147	274.8	1:16:07.204
34	2	<b>1:46.056</b>	34.192	<b>35.740</b>	36.124	274.8	1:17:53.260
35	2	3:43.933	50.192	1:21.580	1:32.161	275.5	1:21:37.193
36	2	2:15.307	1:02.074	36.703	36.530		1:23:52.500
37	2	1:46.326	34.313	35.971	36.042	273.4	1:25:38.826
38	2	1:46.795	<b>34.141</b>	36.736	<b>35.918</b>	275.5	1:27:25.621





# Michelin Le Mans Cup

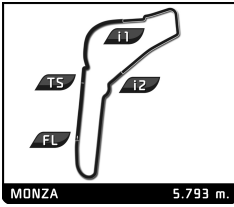
## Monza Round

### Race

### Sector Analysis

Lap under Red Flag   Invalidated Lap   Personal Best   Session Best   B Crossing the pit lane

Lap	D	Time	Sector 1	Sector 2	Sector 3	T. Spd	Elapsed	Lap	D	Time	Sector 1	Sector 2	Sector 3	T. Spd	Elapsed
39	2	3:57.850	1:09.040	1:21.492	1:27.318		1:31:23.471	40	1	1:51.188	35.391	37.766	38.031	265.4	1:35:33.138
40	2	1:49.773	35.913	37.336	36.524	259.6	1:33:13.244	41	1	1:51.318	35.441	37.746	38.131	264.7	1:37:24.456
41	2	1:46.495	34.366	36.027	36.102	274.1	1:34:59.739	42	1	1:51.687	35.412	38.225	38.050	264.7	1:39:16.143
42	2	1:46.312	34.372	35.956	35.984	273.4	1:36:46.051	43	1	1:52.082	35.322	37.847	38.913	264.7	1:41:08.225
43	2	1:46.056	34.141	35.913	36.002	274.8	1:38:32.107	44	1	1:52.148	36.110	37.814	38.224	250.0	1:43:00.373
44	2	1:46.419	34.207	35.817	36.395	275.5	1:40:18.526	45	1	3:17.112	35.608	1:08.736	1:32.768	264.7	1:46:17.485
45	2	1:46.776	34.260	35.969	36.547	275.5	1:42:05.302	46	1	2:47.636	1:26.587	42.302	38.747		1:49:05.121
46	2	1:57.123	34.478	36.272	46.373	274.1	1:44:02.425	47	1	1:51.834	35.556	37.902	38.376	265.4	1:50:56.955
47	2	4:01.459	1:26.200	1:21.515	1:13.744		1:48:03.884	<b>99 Bullitt Racing</b> <small>Aston Martin Vantage GT3</small>							
48	2	1:48.230	34.710	36.629	36.891	268.0	1:49:52.114	1. Stephen PATTRICK <small>GT3</small>							
49	2	1:47.934	34.863	36.479	36.592	262.1	1:51:40.048	2. Valentin HASSE-CLOT							
<b>88 GMB Motorsport</b> <small>Honda NSX GT3</small>															
1. Mikkel O. PEDERSEN <small>GT3</small>															
2. Lars Engelbrecht PEDERSEI															
1	2	2:10.460	47.106	42.256	41.098	144.0	2:10.460	1	1	2:07.928	46.064	41.589	40.275	164.1	2:07.928
2	2	1:59.983	37.881	40.187	41.915	211.4	4:10.443	2	1	1:57.825	36.936	40.287	40.602	245.5	4:05.753
3	2	1:59.033	36.614	39.755	42.664	260.2	6:09.476	3	1	1:58.948	35.740	38.977	44.231	267.3	6:04.701
4	2	3:07.597	49.168	1:09.142	1:09.287	194.9	9:17.073	4	1	3:08.728	50.013	1:08.524	1:10.191	157.4	9:13.429
5	2	2:26.666	1:00.722	45.586	40.358	171.2	11:43.739	5	1	2:24.492	59.487	45.009	39.996	190.5	11:37.921
6	2	1:59.069	37.358	39.257	42.454	203.0	13:42.808	6	1	2:00.423	36.478	38.874	45.071	209.3	13:38.344
7	2	3:22.103	1:02.890	1:07.152	1:12.061	123.6	17:04.911	7	1	3:20.771	1:01.817	1:07.976	1:10.978	124.6	16:59.115
8	2	2:23.660	1:00.439	42.850	40.371		19:28.571	8	1	2:24.694	1:01.495	43.744	39.455	127.1	19:23.809
9	2	1:55.829	36.256	39.379	40.194	262.8	21:24.400	9	1	1:55.396	35.650	40.277	39.469	268.0	21:19.205
10	2	1:58.033	38.553	39.508	39.972	200.0	23:22.433	10	1	1:56.414	37.862	39.088	39.464	194.9	23:15.619
11	2	1:57.251	37.743	39.288	40.220	202.2	25:19.684	11	1	1:58.589	38.251	40.624	39.714	246.6	25:14.208
12	2	3:56.062	1:01.236	1:22.059	1:32.767	222.7	29:15.746	12	1	3:50.105	57.135	1:21.691	1:31.279	260.9	29:04.313
13	2	2:11.916	52.188	39.718	40.010	198.5	31:27.662	13	1	2:17.223	58.708	39.164	39.351	127.5	31:21.536
14	2	1:55.438	36.239	39.311	39.888	263.4	33:23.100	14	1	1:52.976	35.472	38.649	38.855	268.0	33:14.512
15	2	1:57.537	36.144	40.855	40.538	263.4	35:20.637	15	1	1:53.240	35.385	38.774	39.081	270.0	35:07.752
16	2	1:55.003	36.051	39.004	39.948	264.1	37:15.640	16	1	1:52.952	35.531	38.757	38.664	270.0	37:00.704
17	2	1:55.183	36.315	39.142	39.726	259.6	39:10.823	17	1	1:52.314	35.165	38.290	38.859	270.7	38:53.018
18	2	1:55.123	36.115	39.458	39.550	264.7	41:05.946	18	1	2:14.538	35.765	59.895	38.878	266.7	41:07.556
19	2	1:54.887	36.364	38.950	39.573	262.1	43:00.833	19	1	1:55.463	35.516	40.636	39.311	270.7	43:03.019
20	2	1:55.115	36.311	39.239	39.565	250.6	44:55.948	20	1	1:53.400	35.657	38.494	39.249	268.0	44:56.419
21	2	1:56.993	37.468	39.607	39.918	250.6	46:52.941	21	1	1:54.256	36.096	38.928	39.232	256.5	46:50.675
22	2	1:56.333	36.975	39.214	40.144	234.8	48:49.274	22	1	1:54.343	35.791	39.194	39.358	246.6	48:45.018
23	2	2:13.291 <b>B</b>	36.302	40.501	56.488	254.7	51:02.565	23	1	6:02.230 <b>B</b>	35.718	3:51.449	1:35.063	266.0	54:47.248
24	1	6:34.014	3:38.336	1:22.413	1:33.265		57:36.579	24	2	6:14.730	3:37.447	1:20.812	1:16.471		1:01:01.978
25	1	3:42.730	1:27.199	1:22.448	53.083		1:01:19.309	25	2	1:52.708	35.921	38.459	38.328	263.4	1:02:54.686
26	1	1:52.023	35.943	37.877	38.203	261.5	1:03:11.332	26	2	1:51.332	35.223	38.031	38.078	268.7	1:04:46.018
27	1	1:50.758	35.367	37.554	<b>37.837</b>	265.4	1:05:02.090	27	2	2:19.294	35.542	37.471	1:06.281	242.7	1:07:05.312
28	1	2:38.128	<b>35.197</b>	<b>37.402</b>	1:25.529	266.0	1:07:40.218	28	2	3:17.291	1:26.426	1:10.977	39.888		1:10:22.603
29	1	2:56.117	1:26.637	51.156	38.324		1:10:36.335	29	2	1:50.107	35.089	37.422	37.596	272.7	1:12:12.710
30	1	1:51.155	35.584	37.608	37.963	264.1	1:12:27.490	30	2	<b>1:49.647</b>	34.923	<b>37.229</b>	<b>37.495</b>	272.0	1:14:02.357
31	1	<b>1:50.678</b>	35.247	37.536	37.895	264.1	1:14:18.168	31	2	1:50.059	<b>34.774</b>	37.391	37.894	272.0	1:15:52.416
32	1	1:52.103	35.506	38.149	38.448	264.7	1:16:10.271	32	2	1:50.575	34.892	37.772	37.911	273.4	1:17:42.991
33	1	1:51.518	35.349	37.634	38.535	266.0	1:18:01.789	33	2	3:26.125	35.332	1:19.742	1:31.051	270.7	1:21:09.116
34	1	3:53.932	59.181	1:21.991	1:32.760	265.4	1:21:55.721	34	2	2:34.025	1:17.142	38.459	38.424		1:23:43.141
35	1	2:10.851	54.006	38.163	38.682	184.0	1:24:06.572	35	2	1:50.683	35.299	37.486	37.898	270.7	1:25:33.824
36	1	1:52.040	36.095	37.999	37.946	237.9	1:25:58.612	36	2	1:50.426	35.048	37.528	37.850	270.0	1:27:24.250
37	1	2:13.845	35.304	37.983	1:00.558	266.7	1:28:12.457	37	2	3:56.703	1:06.125	1:20.393	1:30.185		1:31:20.953
38	1	3:38.091	1:26.436	1:22.104	49.551		1:31:50.548	38	2	1:54.653	37.984	38.114	38.555	248.3	1:33:15.606
39	1	1:51.402	35.579	37.842	37.981	262.8	1:33:41.950	39	2	1:50.698	35.182	37.508	38.008	272.0	1:35:06.304
								40	2	1:50.353	35.102	37.406	37.845	270.0	1:36:56.657
								41	2	1:51.217	35.010	38.337	37.870	270.7	1:38:47.874
								42	2	1:50.435	34.953	37.492	37.990	272.0	1:40:38.309



## Michelin Le Mans Cup

### Monza Round

### Race

### Sector Analysis

		<b>Lap under Red Flag</b>		Invalidated Lap		Personal Best		Session Best		B Crossing the pit lane					
Lap	D	Time	Sector 1	Sector 2	Sector 3	T. Spd	Elapsed	Lap	D	Time	Sector 1	Sector 2	Sector 3	T. Spd	Elapsed
43	2	1:51.074	34.909	37.686	38.479	272.0	1:42:29.383								
44	2	2:37.120	35.372	37.713	1:24.035	271.4	1:45:06.503								
45	2	3:23.332	1:24.748	1:19.029	39.555		1:48:29.835								
46	2	1:51.094	35.335	37.742	38.017	266.0	1:50:20.929								
47	2	1:50.718	35.056	37.624	38.038	269.3	1:52:11.647								