

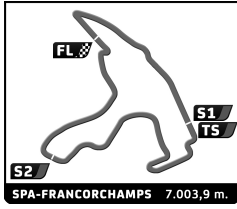
MLMC Collective Test Day

Spa-Francorchamps Round

Afternoon Test

Sector Analysis

Lap under Red Flag											Invalidated Lap	Personal Best	Session Best	B Crossing the pit lane			
Lap	D	Time	Sector 1	Sector 2	Sector 3	T. Spd	Elapsed	Lap	D	Time	Sector 1	Sector 2	Sector 3	T. Spd	Elapsed		
2		United Autosports					Ligier JS P320 - Nissan					LMP3					
		1.Shaun LYNN															
		2.Max LYNN															
1	1	3:54.703	1:56.577	1:17.074	41.052	172.3	3:54.703	23	1	2:20.246	40.417	1:04.043	35.786	263.0	1:26:34.336		
2	1	2:27.085	42.553	1:06.656	37.876	255.0	6:21.788	24	1	2:24.331	39.484	1:06.614	38.233	266.2	1:28:58.667		
3	1	2:24.678	40.441	1:05.829	38.408	253.2	8:46.466	25	1	3:32.738	39.669	1:25.506	1:27.563	265.6	1:32:31.405		
4	1	2:21.042	40.216	1:04.313	36.513	262.4	11:07.508	26	1	9:53.324 B	8:12.916	1:04.023	36.385	238.2	1:42:24.729		
5	1	2:21.312	39.421	1:04.251	37.640	265.6	13:28.820	27	1	2:16.269	39.942	1:01.069	35.258	262.4	1:44:40.998		
6	1	2:21.843	39.414	1:04.027	38.402	266.2	15:50.663	28	1	2:13.154	38.456	1:00.144	34.554	268.2	1:46:54.152		
7	1	6:12.602 B	4:18.278	1:13.281	41.043	195.9	22:03.265	29	1	2:12.731	38.513	59.799	34.419	269.6	1:49:06.883		
8	1	2:33.005	43.458	1:06.089	43.548	253.8	24:36.270	30	1	2:15.013	38.363	1:01.264	35.386	269.6	1:51:21.896		
9	1	2:19.070	39.913	1:03.408	35.749	263.0	26:55.340										
10	1	2:18.237	39.252	1:03.431	35.554	264.9	29:13.577										
11	1	2:18.435	39.161	1:03.502	35.772	267.6	31:32.012										
12	1	2:19.225	39.684	1:03.749	35.792	262.4	33:51.237										
13	1	2:24.764	40.822	1:05.868	38.074	259.2	36:16.001										
14	2	15:34.394 B	...	1:08.886	37.313	175.3	51:50.395										
15	2	2:19.868	39.840	1:03.918	36.110	263.6	54:10.263										
16	2	2:18.177	39.377	1:03.182	35.618	266.2	56:28.440										
17	2	2:17.005	39.417	1:02.162	35.426	264.9	58:45.445										
18	2	2:17.045	38.992	1:02.420	35.633	267.6	1:01:02.490										
19	2	2:21.654	39.196	1:06.522	35.936	268.2	1:03:24.144										
20	2	9:53.107 B	8:03.678	1:12.062	37.367	227.6	1:13:17.251										
21	2	2:17.576	39.877	1:02.313	35.386	263.0	1:15:34.827										
22	2	2:16.397	39.230	1:01.839	35.328	264.9	1:17:51.224										
23	2	2:17.865	39.320	1:01.512	37.033	265.6	1:20:09.089										
24	2	2:18.706	39.364	1:03.474	35.868	266.9	1:22:27.795										
25	1	6:46.286 B	5:03.265	1:06.793	36.228	221.6	1:29:14.081										
3		DKR Engineering					Duqueine M30 - D08 - Nissan					LMP3					
		1.Jon BROWNSON															
		2.Laurents HORR															
1	2	2:25.873	38.030	1:09.571	38.272	195.6	2:25.873										
2	2	2:17.187	39.358	1:01.428	36.401	266.9	4:43.060										
3	2	2:12.966	38.532	59.960	34.474	270.9	6:56.026										
4	2	2:14.235	38.287	1:00.385	35.563	272.3	9:10.261										
5	2	2:19.184	38.375	1:03.841	36.968	272.3	11:29.445										
6	2	5:23.274 B	3:37.201	1:08.311	37.762	225.3	16:52.719										
7	2	2:22.016	40.826	1:04.827	36.363	263.0	19:14.735										
8	2	2:23.430	40.995	1:06.465	35.970	261.1	21:38.165										
9	2	2:21.845	40.252	1:05.568	36.025	262.4	24:00.010										
10	2	2:21.536	40.068	1:05.106	36.362	263.0	26:21.546										
11	2	2:19.912	39.766	1:04.505	35.641	264.9	28:41.458										
12	2	2:19.483	39.562	1:04.098	35.823	265.6	31:00.941										
13	2	2:41.897	59.068	1:05.815	37.014	259.9	33:42.838										
14	1	25:26.270 B	...	1:06.910	36.295	230.6	59:09.108										
15	1	2:22.844	40.866	1:05.703	36.275	223.0	1:01:31.952										
16	1	2:20.290	39.648	1:04.804	35.838	266.2	1:03:52.242										
17	1	2:19.789	39.516	1:04.490	35.783	266.9	1:06:12.031										
18	1	2:20.221	39.047	1:04.756	36.418	269.6	1:08:32.252										
19	1	2:18.462	38.962	1:03.660	35.840	269.6	1:10:50.714										
20	1	2:18.647	39.029	1:04.078	35.540	268.9	1:13:09.361										
21	1	8:36.724 B	6:40.919	1:15.952	39.853	198.8	1:21:46.085										
22	1	2:28.005	42.316	1:08.615	37.074	251.4	1:24:14.090										
4		Nielsen Racing					Duqueine M30 - D08 - Nissan					LMP3					
		1.John MELSOM															
		2.Matthew BELL															
1	2	9:12.483	7:29.549	1:06.601	36.333	232.0	9:12.483										
2	2	2:18.840	40.040	1:03.305	35.495	262.4	11:31.323										
3	2	2:15.199	39.034	1:01.131	35.034	267.6	13:46.522										
4	2	2:15.097	38.774	1:01.218	35.105	270.2	16:01.619										
5	2	5:53.114 B	4:16.730	1:01.428	34.956	250.8	21:54.733										
6	2	2:14.691	38.701	1:01.008	34.982	270.2	24:09.424										
7	2	2:14.101	38.614	1:00.616	34.871	272.3	26:23.525										
8	1	6:25.511 B	4:36.618	1:06.378	42.515	222.0	32:49.036										
6		ANS Motorsport					Ligier JS P320 - Nissan					LMP3					
		1.Jonathan BROSSARD															
		2.Nicolas SCHATZ															
1	2	3:08.954	1:13.364	1:15.612	39.978	189.8	3:08.954										
2	2	2:28.854	42.226	1:09.270	37.358	236.1	5:37.808										
3	2	2:20.275	39.955	1:04.312	36.008	243.0	7:58.083										
4	2	2:16.772	39.852	1:01.619	35.301	262.4	10:14.855										
5	2	2:17.777	38.934	1:03.230	35.613	266.2	12:32.632										
6	2	2:15.834	39.075	1:01.420	35.339	267.6	14:48.466										
7	2	2:14.663	38.815	1:00.770	35.078	266.2	17:03.129										
8	2	2:23.277	39.503	1:05.100	38.674	255.6	19:26.406										
9	2	8:46.531 B	7:02.288	1:07.842	36.401	243.5	28:12.937										
10	2	2:16.171	38.788	1:01.402	35.981	266.2	30:29.108										
11	2	2:18.361	38.683	1:03.398	36.280	267.6	32:47.469										
12	2	2:16.800	38.939	1:01.818	36.043	268.9	35:04.269										
13	2	2:19.087	38.630	1:01.509	38.948	271.6	37:23.356										
14	1	15:16.002 B	...	1:16.981	40.448	201.4	52:39.358										
15	1	2:27.030	42.147	1:07.147	37.736	255.6	55:06.388										
16	1	2:22.103	40.310	1:05.360	36.433	261.1	57:28.491										
17	1	2:21.663	40.525	1:04.729	36.409	259.9	59:50.154										
18	1	2:27.517	40.356	1:09.154	38.007	241.3	1:02:17.671										
19	1	2:21.988	40.010	1:05.748	36.230	264.9	1:04:39.659										
20	1	2:19.380	39.627	1:03.784	35.969	264.3	1:06:59.039										
21	1	2:21.696	40.384	1:05.139	36.173	264.9	1:09:20.735										
22	1	2:20.715	40.874	1:03.931	35.910	259.9	1:11:41.450										
23	1	2:18.188	39.267	1:03.184	35.737	266.9	1:13:59.638										
24	1	2:22.296	39.136	1:04.661	38.499	266.9	1:16:21.934										
25	1	7:54.541 B	6:12.304	1:05.659	36.578	243.5	1:24:16.475										
26	1	2:21.609	39.748	1:04.652	37.209	263.6	1:26:38.084										
27	1	2:21.367	39.673	1:04.242	37.452	266.2	1:28:59.451										
28	1	3:36.793	39.813	1:29.939	1:27.041	264.3	1:32:36.244										
29	2	11:13.028 B	9:21.741	1:11.307	39.980	213.3	1:43:49.272										
30	2	2:19.570	40.160	1:03.343	36.067	253.8	1:46:08.842										
31	2	2:13.765	38.883	1:00.041	34.841	263.6	1:48:22.607										



MLMC Collective Test Day


Spa-Francorchamps Round

Afternoon Test

Sector Analysis

Lap under Red Flag Invalidated Lap Personal Best Session Best Crossing the pit lane

Lap	D	Time	Sector 1	Sector 2	Sector 3	T. Spd	Elapsed	Lap	D	Time	Sector 1	Sector 2	Sector 3	T. Spd	Elapsed
32	2	2:17.095	39.119	1:00.574	37.402	263.6	1:50:39.702								
33	2	2:13.392	38.784	1:00.023	34.585	264.3	1:52:53.094								
34	2	3:15.263	38.726	1:09.890	1:26.647	265.6	1:56:08.357								
7 Nielsen Racing 1. Anthony WELLS 2. Colin NOBLE Ligier JS P320 - Nissan LMP3								10 Racing Spirit of Leman 1. Alexander MATTSCHULL 2. Tom DILLMANN Ligier JS P320 - Nissan LMP3							
1	1	3:03.178	1:03.344	1:19.391	40.443	194.2	3:03.178	1	1	2:43.523	49.766	1:14.616	39.141	184.3	2:43.523
2	1	4:30.031 B	2:38.138	1:08.889	43.004	201.8	7:33.209	2	1	2:24.113	41.788	1:05.139	37.186	258.6	5:07.636
3	1	2:26.327	40.453	1:08.179	37.695	260.5	9:59.536	3	1	2:22.147	39.893	1:02.980	39.274	264.3	7:29.783
4	1	2:20.720	39.770	1:04.081	36.869	262.4	12:20.256	4	1	2:16.374	39.404	1:01.685	35.285	266.9	9:46.157
5	1	4:11.773 B	2:31.874	1:03.850	36.049	246.3	16:32.029	5	1	2:19.580	39.025	1:05.159	35.396	268.9	12:05.737
6	1	2:17.929	39.507	1:02.645	35.777	264.3	18:49.958	6	1	2:15.706	39.151	1:01.348	35.207	267.6	14:21.443
7	1	2:17.656	39.250	1:02.843	35.563	264.9	21:07.614	7	1	2:17.386	39.123	1:02.396	35.867	266.2	16:38.829
8	1	2:22.662	39.225	1:03.009	40.428	266.9	23:30.276	8	1	2:15.994	38.922	1:01.704	35.368	268.2	18:54.823
9	1	2:17.838	39.232	1:02.750	35.856	266.2	25:48.114	9	1	2:23.816	38.885	1:02.771	42.160	268.9	21:18.639
10	1	2:21.672	39.860	1:02.965	38.847	267.6	28:09.786	10	1	2:15.447	38.749	1:01.508	35.190	268.9	23:34.086
11	1	2:24.700	39.021	1:03.648	42.031	266.2	30:34.486	11	1	2:16.548	39.039	1:01.694	35.815	268.9	25:50.634
12	1	8:09.912 B	5:37.026	1:06.795	1:26.091	249.1	38:44.398	12	2	6:56.115 B	5:16.775	1:03.251	36.089	253.8	32:46.749
13	1	19:18.494 B	...	1:04.871	35.665	209.6	58:02.892	13	2	2:16.931	38.938	1:02.137	35.856	269.6	35:03.680
14	1	2:19.752	39.346	1:04.549	35.857	263.6	1:00:22.644	14	2	2:17.171	38.653	1:00.822	37.696	270.9	37:20.851
15	1	2:17.945	38.924	1:03.639	35.382	265.6	1:02:40.589	15	2	14:02.994 B	...	1:03.803	35.923	243.5	51:23.845
16	1	2:17.136	39.195	1:02.698	35.243	263.6	1:04:57.725	16	2	2:13.982	38.787	1:00.574	34.621	266.2	53:37.827
17	1	2:16.806	38.962	1:02.436	35.408	266.9	1:07:14.531	17	2	2:13.735	38.620	1:00.549	34.566	268.9	55:51.562
18	1	2:16.353	39.002	1:02.118	35.233	266.2	1:09:30.884	18	2	2:13.448	38.647	1:00.353	34.448	269.6	58:05.010
19	1	2:19.963	38.946	1:02.966	38.051	267.6	1:11:50.847	19	2	2:14.785	38.442	1:02.017	34.326	270.9	1:00:19.795
20	1	2:16.261	38.912	1:02.292	35.057	266.9	1:14:07.108	20	2	2:14.209	38.520	1:01.150	34.539	270.2	1:02:34.004
21	1	2:18.144	38.734	1:04.160	35.250	269.6	1:16:25.252	21	2	6:41.140 B	5:03.394	1:01.730	36.016	250.3	1:09:15.144
22	1	2:16.341	39.066	1:02.279	34.996	267.6	1:18:41.593	22	2	2:19.797	38.737	1:01.299	39.761	269.6	1:11:34.941
23	1	2:16.063	38.852	1:02.115	35.096	268.2	1:20:57.656	23	2	2:14.901	38.497	1:01.308	35.096	269.6	1:13:49.842
24	1	2:15.723	38.846	1:01.928	34.949	268.2	1:23:13.379	24	2	2:18.203	38.557	1:03.826	35.820	271.6	1:16:08.045
25	1	2:28.235	38.689	1:12.469	37.077	268.2	1:25:41.614	25	2	2:15.593	39.105	1:02.056	34.432	266.2	1:18:23.638
26	2	16:30.118 B	...	1:03.585	35.194	248.5	1:42:11.732	26	1	10:45.572 B	9:02.885	1:03.709	38.978	240.3	1:29:09.210
27	2	2:16.629	39.246	1:02.243	35.140	264.3	1:44:28.361	27	1	3:38.262	39.470	1:30.689	1:28.103	265.6	1:32:47.472
28	2	2:18.527	39.287	1:03.907	35.333	264.9	1:46:46.888	28	1	9:51.117 B	7:59.262	1:13.483	38.372	199.6	1:42:38.589
29	2	2:15.131	38.763	1:01.479	34.889	264.3	1:49:02.019	29	1	2:26.368	42.560	1:05.404	38.404	188.5	1:45:04.957
30	2	2:17.622	39.030	1:02.297	36.295	265.6	1:51:19.641	30	1	2:48.949	45.941	1:23.847	39.161	118.9	1:47:53.906
31	2	2:16.077	39.113	1:02.120	34.844	264.3	1:53:35.718	31	1	2:17.690	39.218	1:01.670	36.802	264.9	1:50:11.596
32	2	3:16.243	38.734	1:29.747	1:07.762	264.9	1:56:51.961	32	1	2:15.230	38.745	1:01.409	35.076	266.2	1:52:26.826
9 AT Racing Team 1. Alexander TALKANITSA 2. Alexander TALKA JR Ligier JS P320 - Nissan LMP3								11 WTM Racing 1. Torsten KRATZ 2. Leonard WEISS Duqueine M30 - D08 - Nissan LMP3							
1	2	4:53.030	2:55.689	1:17.142	40.199	202.9	4:53.030	1	1	3:12.636	1:25.333	1:10.256	37.047	212.9	3:12.636
2	2	4:51.237 B	3:06.847	1:08.077	36.313	238.2	9:44.267	2	1	2:30.262	43.484	1:04.714	42.064	254.4	5:42.898
3	2	2:22.517	40.402	1:06.553	35.562	259.2	12:06.784	3	1	2:16.876	39.067	1:02.945	34.864	270.2	7:59.774
4	2	2:16.425	39.537	1:01.855	35.033	263.6	14:23.209	4	1	2:15.639	38.624	1:01.936	35.079	273.6	10:15.413
5	2	2:18.039	38.927	1:03.577	35.535	266.9	16:41.248	5	1	2:18.144	38.521	1:03.354	36.269	274.3	12:33.557
6	2	2:20.713	39.314	1:04.653	36.746	265.6	19:01.961	6	1	2:15.700	38.530	1:01.671	35.499	273.6	14:49.257
7	2	8:54.210 B	7:16.026	1:03.230	34.954	252.6	27:56.171	7	1	2:14.713	38.467	1:01.631	34.615	272.3	17:03.970
8	2	2:15.510	39.085	1:01.603	34.822	265.6	30:11.681	8	2	9:09.652 B	7:28.523	1:05.077	36.052	245.2	26:13.622
9	2	2:15.430	38.702	1:01.730	34.998	267.6	32:27.111	9	2	2:16.456	39.295	1:01.936	35.225	266.9	28:30.078
10	2	2:20.459	39.700	1:02.401	38.358	262.4	34:47.570	10	2	2:15.364	38.973	1:01.371	35.020	270.2	30:45.442
11	2	2:14.876	38.683	1:01.315	34.878	268.2	37:02.446	11	2	2:18.945	41.514	1:02.359	35.072	261.7	33:04.387
								12	2	2:19.964	39.253	1:03.760	36.951	269.6	35:24.351
								13	2	17:33.111 B	...	1:08.758	37.474	237.6	52:57.462
								14	2	2:20.132	39.796	1:03.785	36.551	264.9	55:17.594



MLMC Collective Test Day


Spa-Francorchamps Round

Afternoon Test

Sector Analysis

Lap under Red Flag Invalidated Lap Personal Best Session Best Crossing the pit lane

Lap	D	Time	Sector 1	Sector 2	Sector 3	T. Spd	Elapsed	Lap	D	Time	Sector 1	Sector 2	Sector 3	T. Spd	Elapsed
15	2	2:16.904	39.391	1:00.936	36.577	268.2	57:34.498	32	2	2:14.324	38.725	1:00.962	34.637	268.2	1:49:22.178
16	2	2:17.706	38.702	1:01.264	37.740	271.6	59:52.204	33	2	2:15.023	38.678	1:01.625	34.720	269.6	1:51:37.201
17	2	2:29.149	43.634	1:10.802	34.713	244.6	1:02:21.353	34	2	2:15.156	38.888	1:01.472	34.796	261.1	1:53:52.357
18	2	2:20.797	39.853	1:05.129	35.815	264.9	1:04:42.150	35	2	4:38.696	1:00.632	2:10.778	1:27.286	76.4	1:58:31.053
19	2	2:17.276	39.743	1:02.261	35.272	270.9	1:06:59.426	14 DKR Engineering <small>Duqueine M30 - D08 - Nissan</small>							
20	2	2:16.333	38.715	1:01.449	36.169	272.3	1:09:15.759	1. James WINSLOW <small>LMP3</small>							
21	1	8:31.257 B	6:49.018	1:06.061	36.178	250.8	1:17:47.016	2. Alexander BUKHANTSOV							
22	1	2:14.787	38.610	1:01.722	34.455	271.6	1:20:01.803	1	1	2:17.504	33.340	1:06.571	37.593	225.3	2:17.504
23	1	2:14.299	38.497	1:01.361	34.441	274.3	1:22:16.102	2	1	2:18.331	39.495	1:03.553	35.283	263.6	4:35.835
24	1	2:24.135	38.167	1:04.133	41.835	275.7	1:24:40.237	3	1	2:15.506	39.096	1:01.499	34.911	269.6	6:51.341
25	1	2:16.468	38.825	1:02.677	34.966	272.3	1:26:56.705	4	1	2:15.084	38.510	1:01.673	34.901	270.2	9:06.425
26	1	2:14.057	38.368	1:01.359	34.330	275.0	1:29:10.762	5	1	2:55.145	38.661	1:33.877	42.607	270.9	12:01.570
27	1	3:47.423	38.460	1:44.088	1:24.875	275.7	1:32:58.185	6	1	6:15.943 B	4:35.190	1:03.769	36.984	249.7	18:17.513
28	2	9:50.287 B	8:09.544	1:04.505	36.238	251.4	1:42:48.472	7	1	2:16.483	38.808	1:02.421	35.254	267.6	20:33.996
29	2	2:19.468	40.949	1:03.323	35.196	258.0	1:45:07.940	8	1	2:14.878	38.628	1:01.101	35.149	269.6	22:48.874
30	2	2:18.791	41.179	1:02.099	35.513	262.4	1:47:26.731	9	1	2:14.115	38.575	1:00.672	34.868	270.2	25:02.989
31	2	2:18.395	39.381	1:02.787	36.227	266.2	1:49:45.126	10	1	2:17.895	38.523	1:03.104	36.268	271.6	27:20.884
32	2	2:17.771	39.865	1:02.806	35.100	263.0	1:52:02.897	11	1	6:15.086 B	4:32.216	1:06.908	35.962	245.2	33:35.970
33	2	2:16.806	39.612	1:02.443	34.751	269.6	1:54:19.703	12	1	2:22.405	39.720	1:04.881	37.804	266.2	35:58.375
13 Haegeli by T2 Racing <small>Duqueine M30 - D08 - Nissan</small>								14 DKR Engineering <small>Duqueine M30 - D08 - Nissan</small>							
1. Pieder DECURTINS <small>LMP3</small>								1. James WINSLOW <small>LMP3</small>							
2. Marc BASSENG								2. Alexander BUKHANTSOV							
1	1	2:51.916	55.637	1:16.177	40.102	183.0	2:51.916	13	2	15:27.051 B	...	1:07.018	37.100	241.9	51:25.426
2	1	2:22.300	40.978	1:05.076	36.246	263.0	5:14.216	14	2	2:20.100	39.935	1:04.251	35.914	265.6	53:45.526
3	1	2:19.340	39.699	1:03.304	36.337	266.2	7:33.556	15	2	2:19.656	40.511	1:03.687	35.458	265.6	56:05.182
4	1	2:20.660	40.216	1:03.536	36.908	266.9	9:54.216	16	2	2:17.907	38.981	1:03.587	35.339	270.2	58:23.089
5	1	2:18.621	39.523	1:03.361	35.737	267.6	12:12.837	17	2	2:19.276	38.954	1:04.333	35.989	268.2	1:00:42.365
6	1	2:18.868	40.103	1:03.265	35.500	268.9	14:31.705	18	2	2:18.028	38.845	1:03.596	35.587	270.2	1:03:00.393
7	1	2:19.326	39.498	1:04.225	35.603	268.2	16:51.031	19	2	2:17.712	39.122	1:03.282	35.308	266.9	1:05:18.105
8	1	2:18.163	39.395	1:02.713	36.055	268.9	19:09.194	20	2	2:19.838	38.702	1:03.678	37.458	266.9	1:07:37.943
9	1	2:17.820	39.295	1:02.809	35.716	270.2	21:27.014	21	2	2:19.110	39.070	1:04.198	35.842	268.9	1:09:57.053
10	1	2:17.141	39.457	1:02.491	35.193	268.2	23:44.155	22	2	2:17.889	38.848	1:03.554	35.487	270.2	1:12:14.942
11	1	2:16.515	39.155	1:02.242	35.118	270.9	26:00.670	23	2	6:47.801 B	4:59.892	1:10.425	37.484	222.0	1:19:02.743
12	1	2:17.231	38.948	1:02.508	35.775	269.6	28:17.901	24	2	2:17.891	40.074	1:02.384	35.433	261.1	1:21:20.634
13	2	4:57.615 B	3:18.801	1:03.538	35.276	249.7	33:15.516	25	2	2:14.527	38.751	1:00.576	35.200	267.6	1:23:35.161
14	2	2:19.609	40.010	1:03.621	35.978	268.9	35:35.125	26	2	2:14.049	39.192	1:00.265	34.592	268.2	1:25:49.210
15	2	3:10.660	38.642	1:05.182	1:26.836	270.2	38:45.785	27	2	2:13.811	38.703	1:00.180	34.928	268.9	1:28:03.021
16	2	12:43.442 B	...	1:06.430	36.480	224.8	51:29.227	28	2	2:13.132	38.496	1:00.071	34.565	269.6	1:30:16.153
17	2	2:16.542	39.359	1:02.051	35.132	265.6	53:45.769	29	2	5:17.897	1:40.003	2:09.949	1:27.945	77.6	1:35:34.050
18	2	2:15.025	39.014	1:01.184	34.827	268.9	56:00.794	30	2	7:55.771 B	6:10.818	1:07.541	37.412	246.3	1:43:29.821
19	2	2:14.765	38.700	1:01.360	34.705	267.6	58:15.559	31	2	2:22.660	42.196	1:04.786	35.678	255.0	1:45:52.481
20	2	3:45.999 B	2:09.421	1:01.895	34.683	255.6	1:02:01.558	32	2	2:19.079	40.086	1:03.580	35.413	260.5	1:48:11.560
21	2	2:14.614	38.851	1:01.130	34.633	268.9	1:04:16.172	33	2	2:17.963	39.174	1:03.220	35.569	265.6	1:50:29.523
22	1	13:11.238 B	...	1:13.927	39.052	196.3	1:17:27.410	34	2	2:22.090	38.978	1:04.188	38.924	266.9	1:52:51.613
23	1	2:25.954	41.797	1:05.631	38.526	252.0	1:19:53.364	35	2	3:15.253	38.939	1:10.274	1:26.040	268.2	1:56:06.866
24	1	2:18.131	40.208	1:02.739	35.184	263.0	1:22:11.495	17 Idec Sport <small>Ligier JS P320 - Nissan</small>							
25	1	2:18.471	39.509	1:02.590	36.372	268.2	1:24:29.966	1. Patrice LAFARGUE <small>LMP3</small>							
26	1	2:17.294	38.994	1:03.286	35.014	263.6	1:26:47.260	2. Nicolas MINASSIAN							
27	1	2:15.502	38.820	1:01.869	34.813	270.9	1:29:02.762	1	2	3:54.006	1:55.323	1:17.793	40.890	168.5	3:54.006
28	1	3:34.835	38.753	1:28.551	1:27.531	272.3	1:32:37.597	2	2	2:24.540	41.878	1:05.933	36.729	254.4	6:18.546
29	2	9:57.670 B	8:12.864	1:08.545	36.261	215.0	1:42:35.267	3	2	2:18.688	40.261	1:02.748	35.679	261.1	8:37.234
30	2	2:17.809	39.985	1:02.952	34.872	261.1	1:44:53.076	4	2	2:17.072	39.425	1:02.163	35.484	263.6	10:54.306
31	2	2:14.778	38.833	1:01.328	34.617	268.2	1:47:07.854	5	2	2:18.749	39.428	1:03.945	35.376	266.2	13:13.055
								6	1	4:56.231 B	3:10.745	1:08.046	37.440	211.6	18:09.286
								7	1	2:27.282	44.047	1:06.245	36.990	258.0	20:36.568
								8	1	2:21.806	40.834	1:04.765	36.207	261.1	22:58.374




MLMC Collective Test Day

Spa-Francorchamps Round

Afternoon Test

Sector Analysis

Lap under Red Flag											Invalidated Lap	Personal Best	Session Best	B Crossing the pit lane	
Lap	D	Time	Sector 1	Sector 2	Sector 3	T. Spd	Elapsed	Lap	D	Time	Sector 1	Sector 2	Sector 3	T. Spd	Elapsed
9	1	2:19.712	40.480	1:03.446	35.786	263.0	25:18.086	27	2	2:13.850	38.571	1:00.647	34.632	270.9	1:27:24.324
10	1	2:18.847	40.020	1:03.213	35.614	263.0	27:36.933	28	2	15:09.614 B	...	1:08.356	35.375	217.6	1:42:33.938
11	1	2:20.147	40.335	1:04.024	35.788	264.3	29:57.080	29	2	2:16.449	39.709	1:01.915	34.825	266.2	1:44:50.387
12	1	2:18.743	39.744	1:03.178	35.821	264.3	32:15.823	30	2	2:16.450	39.125	1:02.405	34.920	266.2	1:47:06.837
13	1	2:22.283	39.721	1:05.293	37.269	263.6	34:38.106	31	2	2:14.459	38.712	1:00.884	34.863	268.9	1:49:21.296
14	1	17:54.941 B	...	1:13.436	39.348	181.5	52:33.047	32	2	2:20.154	38.740	1:01.519	39.895	268.9	1:51:41.450
15	1	2:21.246	41.251	1:03.936	36.059	248.0	54:54.293	33	2	2:14.697	38.568	1:01.275	34.854	270.9	1:53:56.147
16	1	2:21.061	39.844	1:04.162	37.055	263.6	57:15.354	22 United Autosports Ligier JS P320 - Nissan LMP3							
17	1	2:20.291	39.890	1:04.673	35.728	257.4	59:35.645	1. Andres LATORRE							
18	1	2:17.101	39.734	1:02.109	35.258	264.3	1:01:52.746	2. Garnet PATTERSON							
19	1	2:27.283	42.063	1:05.464	39.756	253.2	1:04:20.029	1	1	3:06.859	1:00.414	1:23.471	42.974	190.1	3:06.859
20	1	7:00.270 B	5:20.098	1:04.139	36.033	243.5	1:11:20.299	2	1	2:29.432	43.002	1:09.153	37.277	249.7	5:36.291
21	1	2:20.219	39.871	1:05.111	35.237	219.4	1:13:40.518	3	1	2:27.606	40.729	1:08.791	38.086	261.7	8:03.897
22	1	2:16.644	39.455	1:01.883	35.306	264.9	1:15:57.162	4	1	2:24.541	40.691	1:06.507	37.343	263.0	10:28.438
23	1	2:19.743	39.498	1:02.514	37.731	264.3	1:18:16.905	5	1	2:29.948	40.635	1:07.711	41.602	263.0	12:58.386
24	1	9:24.847 B	7:45.845	1:03.576	35.426	243.0	1:27:41.752	6	1	3:01.924	40.747	1:07.816	1:13.361	255.6	16:00.310
25	1	2:17.352	39.738	1:02.294	35.320	264.3	1:29:59.104	7	1	2:29.620	42.259	1:09.897	37.464	260.5	18:29.930
26	1	4:39.690	1:06.732	2:05.854	1:27.104	79.8	1:34:38.794	8	1	2:26.846	40.673	1:06.191	39.982	263.0	20:56.776
27	2	8:05.303 B	6:21.765	1:07.188	36.350	202.9	1:42:44.097	9	1	2:23.553	40.148	1:06.025	37.380	264.9	23:20.329
28	2	2:22.199	40.150	1:05.853	36.196	264.3	1:45:06.296	10	1	2:23.738	39.729	1:06.701	37.308	266.2	25:44.067
29	2	2:16.780	39.676	1:02.055	35.049	261.7	1:47:23.076	11	1	8:00.911 B	6:13.366	1:07.237	40.308	248.0	33:44.978
30	2	2:32.349	39.267	1:10.186	42.896	264.9	1:49:55.425	12	1	2:24.010	40.208	1:06.551	37.251	264.3	36:08.988
31	2	2:17.211	39.218	1:02.752	35.241	264.9	1:52:12.636	13	1	3:25.636	40.440	1:18.364	1:26.832	262.4	39:34.624
32	2	2:30.075	39.247	1:05.847	44.981	265.6	1:54:42.711	14	1	12:17.138 B	...	1:10.110	37.812	209.6	51:51.762
20 Optimum Motorsport Duqueine M30 - D08 - Nissan LMP3							1. Mark CRADER								
2. Alex MORTIMER							1								
1	2	2:57.980	1:04.033	1:15.411	38.536	197.7	2:57.980	15	1	2:39.354	40.119	1:05.572	53.663	263.0	54:31.116
2	2	2:21.680	40.783	1:05.245	35.652	248.0	5:19.660	16	1	2:24.102	40.453	1:06.477	37.172	262.4	56:55.218
3	2	2:16.022	38.985	1:01.858	35.179	269.6	7:35.682	17	1	2:21.960	39.936	1:05.485	36.539	263.6	59:17.178
4	2	2:20.257	39.004	1:03.065	38.188	270.9	9:55.939	18	2	4:43.005 B	3:03.159	1:04.391	35.455	239.2	1:04:00.183
5	2	2:17.066	38.731	1:02.836	35.499	271.6	12:13.005	19	2	2:14.947	38.702	1:01.470	34.775	266.2	1:06:15.130
6	2	2:15.880	38.918	1:01.906	35.056	270.2	14:28.885	20	2	2:15.130	38.569	1:01.654	34.907	270.9	1:08:30.260
7	2	2:16.455	38.673	1:02.650	35.132	271.6	16:45.340	21	2	2:13.858	38.581	1:00.601	34.676	268.9	1:10:44.118
8	1	6:03.851 B	4:21.416	1:05.040	37.395	244.6	22:49.191	22	1	8:06.464 B	6:11.376	1:16.749	38.339	190.1	1:18:50.582
9	1	2:20.721	40.220	1:03.987	36.514	265.6	25:09.912	23	1	2:21.414	40.067	1:05.338	36.009	263.6	1:21:11.996
10	1	2:22.995	40.188	1:04.292	38.515	266.2	27:32.907	24	1	2:22.286	39.762	1:05.425	37.099	264.9	1:23:34.282
11	1	2:20.368	39.858	1:04.117	36.393	265.6	29:53.275	25	1	2:26.239	40.753	1:06.292	39.194	224.3	1:26:00.521
12	1	2:20.390	39.937	1:03.885	36.568	266.9	32:13.665	26	1	2:22.453	39.978	1:05.757	36.718	264.3	1:28:22.974
13	1	2:20.583	39.908	1:03.699	36.976	266.2	34:34.248	27	1	2:38.102	40.029	1:05.564	52.509	264.9	1:31:01.076
14	1	18:18.266 B	...	1:09.021	37.508	200.3	52:52.514	28	1	11:32.090 B	9:43.725	1:11.137	37.228	201.8	1:42:33.166
15	1	2:20.877	40.841	1:03.781	36.255	261.1	55:13.391	29	1	2:23.762	40.326	1:06.958	36.478	262.4	1:44:56.928
16	1	2:17.991	39.632	1:02.655	35.704	267.6	57:31.382	30	1	2:22.029	39.894	1:05.403	36.732	264.9	1:47:18.957
17	1	2:19.276	39.591	1:03.239	36.446	268.2	59:50.658	31	1	2:21.212	39.911	1:05.056	36.245	265.6	1:49:40.169
18	1	2:27.353	40.282	1:09.006	38.065	256.2	1:02:18.011	32	1	2:22.036	40.175	1:05.594	36.267	263.0	1:52:02.205
19	1	2:22.091	40.179	1:05.690	36.222	268.2	1:04:40.102	33	1	2:22.473	40.329	1:05.678	36.466	263.0	1:54:24.678
20	1	2:20.078	39.505	1:04.294	36.279	269.6	1:07:00.180	23 United Autosports Ligier JS P320 - Nissan LMP3							
21	1	2:19.190	39.562	1:04.070	35.558	269.6	1:09:19.370	1. John SCHAUERMAN							
22	2	6:49.543 B	5:07.679	1:06.103	35.761	238.2	1:16:08.913	2. Wayne BOYD							
23	2	2:16.042	39.371	1:01.870	34.801	264.9	1:18:24.955	1	1	2:53.311	48.789	1:22.087	42.435	200.7	2:53.311
24	2	2:14.632	38.771	1:00.975	34.886	270.2	1:20:39.587	2	1	2:28.215	42.382	1:07.587	38.246	253.8	5:21.526
25	2	2:13.837	38.441	1:00.719	34.677	270.9	1:22:53.424	3	1	2:23.038	40.627	1:05.380	37.031	261.1	7:44.564
26	2	2:17.050	38.459	1:02.255	36.336	271.6	1:25:10.474	4	1	2:23.033	40.016	1:05.507	37.510	261.7	10:07.597
								5	1	2:23.339	40.402	1:05.863	37.074	263.6	12:30.936
								6	1	2:40.523	39.928	1:22.607	37.988	260.5	15:11.459
								7	1	4:38.796 B	2:39.897	1:15.919	42.980	164.4	19:50.255



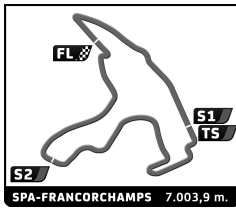
MLMC Collective Test Day

Spa-Francorchamps Round

Afternoon Test

Sector Analysis

Lap under Red Flag												Invalidated Lap	Personal Best	Session Best	B Crossing the pit lane
Lap	D	Time	Sector 1	Sector 2	Sector 3	T. Spd	Elapsed	Lap	D	Time	Sector 1	Sector 2	Sector 3	T. Spd	Elapsed
8	1	2:30.544	41.564	1:11.349	37.631	254.4	22:20.799	28	1	2:19.818	40.343	1:03.479	35.996	260.5	1:28:18.661
9	1	2:26.029	40.012	1:09.362	36.655	261.1	24:46.828	29	1	2:35.225	40.490	1:03.435	51.300	262.4	1:30:53.886
10	1	2:23.107	40.689	1:04.599	37.819	258.6	27:09.935	30	2	11:44.115 B	...	1:05.035	36.837	238.7	1:42:38.001
11	1	2:19.963	39.893	1:04.311	35.759	261.7	29:29.898	31	2	2:18.339	39.685	1:03.199	35.455	264.3	1:44:56.340
12	1	2:19.147	39.379	1:04.011	35.757	264.9	31:49.045	32	2	2:16.924	38.998	1:01.830	36.096	265.6	1:47:13.264
13	1	2:20.297	39.142	1:04.161	36.994	265.6	34:09.342	33	2	2:15.133	38.806	1:01.151	35.176	266.9	1:49:28.397
14	1	2:24.241	39.233	1:06.521	38.487	266.9	36:33.583	34	2	2:15.051	38.811	1:01.180	35.060	265.6	1:51:43.448
15	2	15:13.636 B	...	1:08.642	38.081	216.7	51:47.219	35	2	2:15.505	38.855	1:01.395	35.255	267.6	1:53:58.953
16	2	2:17.469	39.164	1:01.638	36.667	264.9	54:04.688	36	2	4:34.939	1:01.609	2:05.148	1:28.182	102.1	1:58:33.892
17	2	2:14.233	38.935	1:00.573	34.725	257.4	56:18.921	28 MV2S Forestier Racing Ligier JS P320 - Nissan LMP3							
18	2	7:25.441 B	5:27.014	1:19.002	39.425	250.3	1:03:44.362	1.Emilien CARDE							
19	2	2:16.324	38.953	1:02.557	34.814	267.6	1:06:00.686	2.Christophe CRESPEL							
20	2	2:13.558	38.739	1:00.196	34.623	266.9	1:08:14.244	1	1	2:55.826	56.803	1:17.880	41.143	153.5	2:55.826
21	2	2:13.323	38.590	1:00.178	34.555	268.2	1:10:27.567	2	1	2:29.135	42.253	1:08.932	37.950	219.8	5:24.961
22	2	10:05.831 B	8:03.689	1:19.105	43.037	246.3	1:20:33.398	3	1	2:31.894	42.072	1:09.537	40.285	200.7	7:56.855
23	2	2:16.789	38.871	1:03.163	34.755	264.3	1:22:50.187	4	1	10:06.558 B	8:17.111	1:11.564	37.883	176.8	18:03.413
24	2	2:14.077	38.696	1:00.659	34.722	267.6	1:25:04.264	5	1	2:20.861	40.458	1:04.550	35.853	258.0	20:24.274
25	1	18:33.057 B	...	1:21.139	41.654	129.0	1:43:37.321	6	1	2:17.284	39.251	1:02.684	35.349	263.0	22:41.558
26	1	2:19.646	40.386	1:03.647	35.613	260.5	1:45:56.967	7	1	2:16.696	39.037	1:02.063	35.596	264.9	24:58.254
27	1	2:17.936	39.334	1:03.110	35.492	261.1	1:48:14.903	8	1	2:18.988	39.142	1:04.728	35.118	264.9	27:17.242
28	1	3:16.084	39.134	1:59.958	36.992	265.6	1:51:30.987	9	1	2:15.846	38.935	1:01.645	35.266	266.2	29:33.088
29	1	2:18.012	39.310	1:03.366	35.336	264.9	1:53:48.999	10	1	2:16.646	39.217	1:02.255	35.174	268.2	31:49.734
30	1	4:41.131	1:02.882	2:10.809	1:27.440	77.7	1:58:30.130	11	2	4:28.127 B	2:44.187	1:06.738	37.202	248.0	36:17.861
27 24-7 Motorsport Ligier JS P320 - Nissan LMP3															
1.Andrew FERGUSON															
2.Louis HAMILTON-SMITH															
1	1	3:18.497	1:14.536	1:22.039	41.922	156.1	3:18.497	12	2	3:24.617	39.950	1:35.813	1:08.854	261.7	39:42.478
2	1	2:35.364	44.602	1:11.938	38.824	246.3	5:53.861	13	2	11:51.695 B	...	1:10.534	37.837	205.2	51:34.173
3	1	2:29.806	42.838	1:07.727	39.241	245.7	8:23.667	14	2	2:22.048	40.248	1:04.354	37.446	258.6	53:56.221
4	1	2:26.281	42.698	1:06.115	37.468	256.8	10:49.948	15	2	2:20.718	40.145	1:04.231	36.342	261.7	56:16.939
5	1	2:29.240	41.602	1:08.661	38.977	259.2	13:19.188	16	2	2:20.853	39.903	1:04.487	36.463	259.9	58:37.792
6	1	2:26.050	41.565	1:06.065	38.420	258.0	15:45.238	17	2	2:20.046	39.671	1:04.110	36.265	261.7	1:00:57.838
7	1	2:25.759	41.194	1:06.423	38.142	258.6	18:10.997	18	2	2:19.867	39.997	1:03.616	36.254	261.1	1:03:17.705
8	1	2:25.136	41.685	1:05.529	37.922	258.0	20:36.133	19	2	2:21.349	39.697	1:05.212	36.440	261.7	1:05:39.054
9	1	2:25.209	41.588	1:06.252	37.369	255.6	23:01.342	20	2	2:21.813	39.841	1:05.228	36.744	262.4	1:08:00.867
10	1	2:27.538	40.860	1:05.230	41.448	259.9	25:28.880	21	1	6:01.357 B	4:22.488	1:03.385	35.484	247.4	1:14:02.224
11	1	2:26.754	42.765	1:06.788	37.201	258.6	27:55.634	22	1	2:18.329	39.148	1:02.393	36.788	266.2	1:16:20.553
12	2	6:44.494 B	4:58.445	1:08.097	37.952	197.4	34:40.128	23	1	2:15.985	38.877	1:02.039	35.069	264.9	1:18:36.538
13	2	2:21.587	40.843	1:04.100	36.644	261.7	37:01.715	24	1	2:15.578	38.917	1:01.590	35.071	264.9	1:20:52.116
14	2	4:07.824	43.122	1:58.686	1:26.016	173.1	41:09.539	25	1	2:15.151	38.867	1:01.259	35.025	266.2	1:23:07.267
15	2	10:45.814 B	8:58.543	1:06.260	41.011	236.1	51:55.353	26	1	2:14.712	38.802	1:01.059	34.851	266.2	1:25:21.979
16	2	2:19.883	40.110	1:03.564	36.209	261.7	54:15.236	27	1	2:14.832	38.813	1:01.076	34.943	266.2	1:27:36.811
17	2	2:18.152	39.576	1:02.841	35.735	264.3	56:33.388	28	1	2:15.064	38.732	1:01.341	34.991	266.9	1:29:51.875
18	2	2:17.134	39.446	1:02.302	35.386	264.3	58:50.522	29	2	12:50.832 B	...	1:15.183	37.718	202.5	1:42:42.707
19	2	2:17.380	39.394	1:02.108	35.878	265.6	1:01:07.902	30	2	2:31.808	40.340	1:13.155	38.313	260.5	1:45:14.515
20	2	2:17.900	39.113	1:02.714	36.073	267.6	1:03:25.802	31	2	2:22.679	39.641	1:06.786	36.252	262.4	1:47:37.194
21	2	2:17.042	39.216	1:02.236	35.590	268.2	1:05:42.844	32	2	2:19.217	40.115	1:03.107	35.995	258.0	1:49:56.411
22	1	8:17.562 B	6:16.497	1:18.798	42.267	186.2	1:14:00.406	33	2	2:20.936	39.518	1:03.653	37.765	261.7	1:52:17.347
23	1	2:31.440	45.282	1:08.463	37.695	205.2	1:16:31.846	34	2	2:35.212	39.999	1:05.704	49.509	261.7	1:54:52.559
24	1	2:21.280	40.893	1:03.774	36.613	258.6	1:18:53.126	29 MV2S Forestier Racing Ligier JS P320 - Nissan LMP3							
25	1	2:21.170	40.772	1:03.904	36.494	259.2	1:21:14.296	1.Louis ROUSSET							
26	1	2:22.836	40.976	1:04.377	37.483	259.2	1:23:37.132	2.Jérôme DE SADELEER							
27	1	2:21.711	40.413	1:04.351	36.947	261.1	1:25:58.843	1	2	2:54.788	49.916	1:21.420	43.452	177.1	2:54.788
								2	2	2:28.932	42.699	1:08.282	37.951	240.3	5:23.720
								3	2	2:22.559	40.242	1:05.182	37.135	262.4	7:46.279
								4	2	8:45.196 B	6:53.349	1:12.868	38.979	215.0	16:31.475



MLMC Collective Test Day

Spa-Francorchamps Round

Afternoon Test

Sector Analysis

Lap under Red Flag Invalidated Lap Personal Best Session Best B Crossing the pit lane

Lap	D	Time	Sector 1	Sector 2	Sector 3	T. Spd	Elapsed	Lap	D	Time	Sector 1	Sector 2	Sector 3	T. Spd	Elapsed
5	2	2:21.905	42.206	1:03.841	35.858	257.4	18:53.380	1	2	2:51.001	57.938	1:14.102	38.961	185.9	2:51.001
6	2	2:18.035	39.570	1:03.042	35.423	259.9	21:11.415	2	2	2:17.154	39.930	1:02.204	35.020	272.9	5:08.155
7	2	2:17.461	39.298	1:02.350	35.813	264.3	23:28.876	3	2	2:18.391	39.581	1:03.080	35.730	262.4	7:26.546
8	2	2:16.738	39.077	1:01.826	35.835	266.2	25:45.614	4	2	2:14.803	38.949	1:01.198	34.656	267.6	9:41.349
9	2	2:17.449	38.881	1:03.444	35.124	270.2	28:03.063	5	2	2:15.594	38.777	1:01.445	35.372	270.9	11:56.943
10	2	2:15.942	38.994	1:01.849	35.099	266.2	30:19.005	6	2	2:14.532	38.692	1:01.341	34.499	270.9	14:11.475
11	2	2:17.957	38.865	1:02.591	36.501	266.9	32:36.962	7	1	10:34.672 B	8:43.835	1:14.324	36.513	197.0	24:46.147
12	2	2:23.702	39.019	1:02.428	42.255	266.2	35:00.664	8	1	2:25.380	41.884	1:06.256	37.240	249.1	27:11.527
13	2	2:21.595	38.861	1:01.936	40.798	266.9	37:22.259	9	1	2:20.877	40.033	1:04.626	36.218	264.9	29:32.404
14	1	14:10.490 B	...	1:09.831	36.962	216.3	51:32.749	10	1	2:22.147	40.013	1:05.477	36.657	234.5	31:54.551
15	1	2:19.667	40.375	1:03.022	36.270	258.6	53:52.416	11	1	2:22.840	39.790	1:06.821	36.229	262.4	34:17.391
16	1	2:16.182	39.086	1:01.925	35.171	264.3	56:08.598	12	1	2:20.986	40.034	1:04.646	36.306	263.6	36:38.377
17	1	2:15.578	39.092	1:01.564	34.922	264.9	58:24.176	13	1	4:13.620	41.180	2:05.198	1:27.242	148.2	40:51.997
18	1	2:16.940	39.001	1:02.270	35.669	266.9	1:00:41.116	14	1	10:57.765 B	9:11.584	1:09.139	37.042	202.2	51:49.762
19	1	2:17.017	38.813	1:02.018	36.186	266.2	1:02:58.133	15	1	2:19.585	39.984	1:03.970	35.631	266.2	54:09.347
20	1	2:14.732	38.765	1:01.043	34.924	266.9	1:05:12.865	16	1	2:18.493	39.433	1:03.606	35.454	266.2	56:27.840
21	1	2:34.168	42.927	1:08.526	42.715	198.1	1:07:47.033	17	1	7:19.312 B	5:18.669	1:19.906	40.737	141.1	1:03:47.152
22	1	2:18.299	38.808	1:02.192	37.299	266.9	1:10:05.332	18	1	2:26.777	42.196	1:08.143	36.438	208.4	1:06:13.929
23	2	7:31.592 B	5:41.008	1:12.652	37.932	228.1	1:17:36.924	19	1	2:23.731	40.041	1:03.935	39.755	217.2	1:08:37.660
24	2	2:19.447	40.733	1:02.995	35.719	261.1	1:19:56.371	20	1	2:17.700	39.406	1:02.979	35.315	264.9	1:10:55.360
25	2	2:18.810	38.942	1:01.795	38.073	266.2	1:22:15.181	21	1	2:17.884	39.212	1:03.407	35.265	265.6	1:13:13.244
26	2	2:15.168	38.864	1:00.879	35.425	266.9	1:24:30.349	22	1	2:16.854	39.409	1:02.445	35.000	266.9	1:15:30.098
27	2	2:14.670	38.657	1:01.102	34.911	273.6	1:26:45.019	23	1	2:17.796	38.962	1:02.789	36.045	268.9	1:17:47.894
28	2	2:14.986	38.610	1:00.831	35.545	268.2	1:29:00.005	24	1	2:19.771	39.221	1:03.112	37.438	267.6	1:20:07.665
29	2	3:33.865	39.280	1:29.136	1:25.449	272.3	1:32:33.870	25	1	2:17.142	39.323	1:02.524	35.295	267.6	1:22:24.807
30	1	9:38.929 B	7:59.154	1:04.129	35.646	251.4	1:42:12.799	26	1	2:16.737	39.337	1:02.298	35.102	267.6	1:24:41.544
31	1	2:20.213	39.586	1:01.641	38.986	261.7	1:44:33.012	27	1	2:19.287	39.129	1:04.465	35.693	250.8	1:27:00.831
32	1	2:14.957	39.002	1:01.020	34.935	264.3	1:46:47.969	28	1	2:16.909	39.332	1:02.287	35.290	268.9	1:29:17.740
33	1	2:17.208	38.850	1:01.387	36.971	266.2	1:49:05.177	29	1	4:05.191	44.488	1:52.220	1:28.483	181.8	1:33:22.931
34	1	2:15.877	38.753	1:01.273	35.851	265.6	1:51:21.054	30	2	10:22.148 B	8:41.443	1:04.862	35.843	245.7	1:43:45.079
35	1	2:21.003	38.770	1:03.719	38.514	258.6	1:53:42.057	31	2	2:15.833	39.581	1:01.665	34.587	265.6	1:46:00.912
36	1	4:07.085	38.692	2:02.777	1:25.616	264.9	1:57:49.142	32	2	2:14.524	38.745	1:00.825	34.954	269.6	1:48:15.436

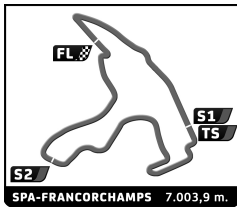
31 **AF Corse** Ligier JS P320 - Nissan
 1. Kriton LENTOUDIS LMP3
 2. Rui AGUAS

1	2	52:01.270	...	1:07.678	36.365	226.7	52:01.270
2	2	2:20.524	40.912	1:03.976	35.636	256.8	54:21.794
3	2	2:17.592	39.754	1:02.576	35.262	261.1	56:39.386
4	2	2:15.910	39.025	1:01.928	34.957	264.9	58:55.296
5	2	2:16.195	39.371	1:01.735	35.089	263.6	1:01:11.491
6	2	2:23.779	38.922	1:09.442	35.415	265.6	1:03:35.270
7	2	9:31.040 B	7:52.201	1:03.377	35.462	246.8	1:13:06.310
8	2	2:15.754	39.102	1:01.503	35.149	263.0	1:15:22.064
9	2	2:18.923	38.995	1:04.053	35.875	264.9	1:17:40.987
10	2	25:07.062 B	...	1:05.899	36.650	239.7	1:42:48.049
11	2	2:19.348	40.573	1:03.531	35.244	256.2	1:45:07.397
12	2	2:18.632	40.824	1:02.187	35.621	256.2	1:47:26.029
13	2	2:19.955	38.982	1:03.589	37.384	264.3	1:49:45.984
14	2	2:16.411	38.970	1:02.015	35.426	263.0	1:52:02.395
15	2	2:15.262	38.944	1:01.265	35.053	261.7	1:54:17.657

32 **United Autosports** Ligier JS P320 - Nissan
 1. Daniel SCHNEIDER LMP3
 2. Andrew MEYRICK

33 **Team Virage** Ligier JS P320 - Nissan
 1. Dmitry GVAZAVA LMP3
 2. Christian BOGLE

1	2	3:25.030	1:15.598	1:22.058	47.374	151.6	3:25.030
2	2	2:50.299	51.077	1:16.616	42.606	174.5	6:15.329
3	2	2:33.411	46.266	1:09.425	37.720	234.5	8:48.740
4	2	2:32.968	42.464	1:11.375	39.129	243.5	11:21.708
5	2	2:23.294	40.762	1:05.121	37.411	258.0	13:45.002
6	2	2:20.805	40.301	1:03.957	36.547	261.1	16:05.807
7	2	2:21.607	40.098	1:04.289	37.220	260.5	18:27.414
8	2	2:21.358	40.290	1:03.297	37.771	263.0	20:48.772
9	1	6:46.682 B	4:44.212	1:14.494	47.976	229.1	27:35.454
10	1	5:11.606 B	3:04.739	1:19.448	47.419	177.3	32:47.060
11	1	3:03.499	50.903	1:24.942	47.654	187.8	35:50.559
12	1	17:40.332 B	...	1:09.642	38.281	215.4	53:30.891
13	1	2:22.925	41.154	1:04.393	37.378	251.4	55:53.816
14	1	2:19.619	40.141	1:03.502	35.976	258.0	58:13.435
15	1	2:19.531	40.202	1:03.518	35.811	256.2	1:00:32.966



MLMC Collective Test Day

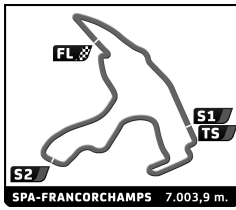
Spa-Francorchamps Round

Afternoon Test

Sector Analysis

Lap under Red Flag Invalidated Lap ■ Personal Best ■ Session Best ■ Crossing the pit lane

Lap	D	Time	Sector 1	Sector 2	Sector 3	T. Spd	Elapsed	Lap	D	Time	Sector 1	Sector 2	Sector 3	T. Spd	Elapsed
37 CD Sport 1. Fabien MICHAL 2. Grégory GUILVERT Ligier JS P320 - Nissan LMP3															
1	2	3:56.617	1:47.176	1:22.661	46.780	158.4	3:56.617	1	2	2:15.074	32.915	1:06.280	35.879	236.6	2:15.074
2	2	2:30.102	41.665	1:06.355	42.082	258.0	6:26.719	2	2	2:15.577	39.276	1:01.280	35.021	263.0	4:30.651
3	2	2:22.509	41.705	1:04.220	36.584	258.6	8:49.228	3	2	2:14.136	38.870	1:00.401	34.865	263.0	6:44.787
4	2	2:20.614	40.609	1:03.572	36.433	264.3	11:09.842	4	2	2:15.373	38.869	1:00.441	36.063	264.3	9:00.160
5	2	2:20.582	40.219	1:03.203	37.160	263.6	13:30.424	5	2	2:18.167	38.800	1:02.148	37.219	266.2	11:18.327
6	2	2:20.116	39.950	1:02.927	37.239	266.2	15:50.540	6	2	2:14.311	38.798	1:00.604	34.909	266.2	13:32.638
7	2	2:19.245	39.855	1:02.801	36.589	266.2	18:09.785	7	1	5:13.847 B	3:30.145	1:07.087	36.615	230.1	18:46.485
8	2	2:19.270	40.118	1:02.827	36.325	266.2	20:29.055	8	1	2:19.853	40.601	1:03.132	36.120	259.9	21:06.338
9	2	5:17.607 B	3:33.022	1:04.921	39.664	237.1	25:46.662	9	1	2:18.308	40.051	1:02.676	35.581	261.7	23:24.646
10	2	2:18.671	39.692	1:03.329	35.650	267.6	28:05.333	10	1	2:19.841	39.795	1:03.559	36.487	264.9	25:44.487
11	2	2:21.886	39.630	1:05.551	36.705	269.6	30:27.219	11	1	2:20.263	39.912	1:04.603	35.748	264.3	28:04.750
12	2	2:21.208	39.525	1:03.599	38.084	268.9	32:48.427	12	1	2:20.874	39.783	1:04.286	36.805	264.3	30:25.624
13	2	2:18.135	39.660	1:02.758	35.717	266.9	35:06.562	13	1	2:18.416	39.493	1:02.975	35.948	265.6	32:44.040
14	2	2:23.186	40.322	1:02.910	39.954	263.0	37:29.748	14	2	20:31.160 B	...	1:06.081	36.395	231.0	53:15.200
15	1	14:10.513 B	...	1:10.467	39.947	224.8	51:40.261	15	2	2:27.429	40.206	1:01.455	45.768	247.4	55:42.629
16	1	2:20.300	40.526	1:03.824	35.950	261.7	54:00.561	16	2	2:13.264	38.724	59.925	34.615	265.6	57:55.893
17	1	2:21.007	39.788	1:03.930	37.289	264.9	56:21.568	17	2	2:13.097	38.634	59.816	34.647	268.2	1:00:08.990
18	1	2:19.379	40.154	1:03.303	35.922	261.7	58:40.947	18	2	2:13.144	38.664	59.632	34.848	266.9	1:02:22.134
19	1	2:19.435	40.187	1:03.372	35.876	263.6	1:01:00.382	19	1	5:04.657 B	3:24.386	1:04.408	35.863	251.4	1:07:26.791
20	1	2:19.570	39.702	1:04.095	35.773	261.1	1:03:19.952	20	1	2:18.284	39.518	1:02.736	36.030	264.9	1:09:45.075
21	1	2:19.584	39.511	1:03.652	36.421	267.6	1:05:39.536	21	1	2:17.884	39.461	1:02.836	35.587	266.2	1:12:02.959
22	1	2:23.717	39.720	1:06.206	37.791	255.6	1:08:03.253	22	1	2:17.068	39.576	1:02.173	35.319	264.3	1:14:20.027
23	1	9:47.471 B	7:51.890	1:15.934	39.647	210.4	1:17:50.724	23	1	2:16.907	39.368	1:02.228	35.311	264.9	1:16:36.934
24	1	2:35.378	43.203	1:13.210	38.965	199.2	1:20:26.102	24	1	2:20.039	40.159	1:03.919	35.961	262.4	1:18:56.973
25	1	2:18.823	39.793	1:03.384	35.646	264.3	1:22:44.925	25	1	4:33.595 B	2:40.954	1:12.199	40.442	217.6	1:23:30.568
26	1	2:17.609	39.500	1:02.796	35.313	266.2	1:25:02.534	26	1	2:36.860	44.918	1:10.827	41.115	155.2	1:26:07.428
27	1	2:17.254	39.561	1:02.259	35.434	264.9	1:27:19.788	27	1	2:26.852	39.415	1:06.710	40.727	265.6	1:28:34.280
28	1	2:17.153	39.691	1:02.068	35.394	264.3	1:29:36.941	28	1	2:43.606	39.235	1:01.887	40.727	265.6	1:31:17.886
29	1	4:32.181	59.000	2:07.104	1:26.077	79.7	1:34:09.122	29	1	12:30.493 B	...	1:07.577	39.318	214.6	1:43:48.379
30	2	10:49.509 B	9:03.399	1:09.545	36.565	241.9	1:44:58.631	30	1	2:21.740	39.983	1:03.183	38.574	261.1	1:46:10.119
31	2	2:31.139	42.396	1:12.169	36.574	151.3	1:47:29.770	31	1	2:18.647	39.461	1:02.907	36.279	263.6	1:48:28.766
32	2	2:19.573	40.053	1:03.509	36.011	263.6	1:49:49.343	32	1	2:16.702	39.109	1:02.353	35.240	264.3	1:50:45.468
33	2	2:19.528	39.931	1:03.041	36.556	264.9	1:52:08.871	33	1	2:16.047	39.081	1:01.882	35.084	264.3	1:53:01.515
34	2	2:27.103	39.754	1:05.376	41.973	264.3	1:54:35.974	34	1	3:09.267	39.081	1:05.886	40.727	264.3	1:56:10.782
40 GRAFF Racing 1. Luis SANJUAN 2. David DROUX Ligier JS P320 - Nissan LMP3															
1	2	2:15.074	32.915	1:06.280	35.879	236.6	2:15.074	1	2	2:15.074	32.915	1:06.280	35.879	236.6	2:15.074
2	2	2:15.577	39.276	1:01.280	35.021	263.0	4:30.651	2	2	2:15.577	39.276	1:01.280	35.021	263.0	4:30.651
3	2	2:14.136	38.870	1:00.401	34.865	263.0	6:44.787	3	2	2:14.136	38.870	1:00.401	34.865	263.0	6:44.787
4	2	2:15.373	38.869	1:00.441	36.063	264.3	9:00.160	4	2	2:15.373	38.869	1:00.441	36.063	264.3	9:00.160
5	2	2:18.167	38.800	1:02.148	37.219	266.2	11:18.327	5	2	2:18.167	38.800	1:02.148	37.219	266.2	11:18.327
6	2	2:14.311	38.798	1:00.604	34.909	266.2	13:32.638	6	2	2:14.311	38.798	1:00.604	34.909	266.2	13:32.638
7	1	5:13.847 B	3:30.145	1:07.087	36.615	230.1	18:46.485	7	1	5:13.847 B	3:30.145	1:07.087	36.615	230.1	18:46.485
8	1	2:19.853	40.601	1:03.132	36.120	259.9	21:06.338	8	1	2:19.853	40.601	1:03.132	36.120	259.9	21:06.338
9	1	2:18.308	40.051	1:02.676	35.581	261.7	23:24.646	9	1	2:18.308	40.051	1:02.676	35.581	261.7	23:24.646
10	1	2:19.841	39.795	1:03.559	36.487	264.9	25:44.487	10	1	2:19.841	39.795	1:03.559	36.487	264.9	25:44.487
11	1	2:20.263	39.912	1:04.603	35.748	264.3	28:04.750	11	1	2:20.263	39.912	1:04.603	35.748	264.3	28:04.750
12	1	2:20.874	39.783	1:04.286	36.805	264.3	30:25.624	12	1	2:20.874	39.783	1:04.286	36.805	264.3	30:25.624
13	1	2:18.416	39.493	1:02.975	35.948	265.6	32:44.040	13	1	2:18.416	39.493	1:02.975	35.948	265.6	32:44.040
14	2	20:31.160 B	...	1:06.081	36.395	231.0	53:15.200	14	2	20:31.160 B	...	1:06.081	36.395	231.0	53:15.200
15	2	2:27.429	40.206	1:01.455	45.768	247.4	55:42.629	15	2	2:27.429	40.206	1:01.455	45.768	247.4	55:42.629
16	2	2:13.264	38.724	59.925	34.615	265.6	57:55.893	16	2	2:13.264	38.724	59.925	34.615	265.6	57:55.893
17	2	2:13.097	38.634	59.816	34.647	268.2	1:00:08.990	17	2	2:13.097	38.634	59.816	34.647	268.2	1:00:08.990
18	2	2:13.144	38.664	59.632	34.848	266.9	1:02:22.134	18	2	2:13.144	38.664	59.632	34.848	266.9	1:02:22.134
19	1	5:04.657 B	3:24.386	1:04.408	35.863	251.4	1:07:26.791	19	1	5:04.657 B	3:24.386	1:04.408	35.863	251.4	1:07:26.791
20	1	2:18.284	39.518	1:02.736	36.030	264.9	1:09:45.075	20	1	2:18.284	39.518	1:02.736	36.030	264.9	1:09:45.075
21	1	2:17.884	39.461	1:02.836	35.587	266.2	1:12:02.959	21	1	2:17.884	39.461	1:02.836	35.587	266.2	1:12:02.959
22	1	2:17.068	39.576	1:02.173	35.319	264.3	1:14:20.027	22	1	2:17.068	39.576	1:02.173	35.319	264.3	1:14:20.027
23	1	2:16.907	39.368	1:02.228	35.311	264.9	1:16:36.934	23	1	2:16.907	39.368	1:02.228	35.311	264.9	1:16:36.934
24	1	2:20.039	40.159	1:03.919	35.961	262.4	1:18:56.973	24	1	2:20.039	40.159	1:03.919	35.961	262.4	1:18:56.973
25	1	4:33.595 B	2:40.954	1:12.199	40.442	217.6	1:23:30.568	25	1	4:33.595 B	2:40.954	1:12.199	40.442	217.6	1:23:30.568
26	1	2:36.860	44.918	1:10.827	41.115	155.2	1:26:07.428	26	1	2:36.860	44.918	1:10.827	41.115	155.2	1:26:07.428
27	1	2:26.852	39.415	1:06.710	40.727	265.6	1:28:34.280	27	1	2:26.852	39.415	1:06.710	40.727	265.6	1:28:34.280
28	1	2:43.606	39.235	1:01.887	40.727	265.6	1:31:17.886	28	1	2:43.606	39.235	1:01.887	40.727	265.6	1:31:17.886
29	1	12:30.493 B	...	1:07.577	39.318	214.6	1:43:48.379	29	1	12:30.493 B	...	1:07.577	39.318	214.6	1:43:48.379
30	1	2:21.740	39.983	1:03.183	38.574	261.1	1:46:10.119	30	1	2:21.740	39.983	1:03.183	38.574	261.1	1:46:10.119
31	1	2:18.647	39.461	1:02.907	36.279	263.6	1:48:28.766	31	1	2:18.647	39.461	1:02.907	36.279	263.6	1:48:28.766
32	1	2:16.702	39.109	1:02.353	35.240	264.3	1:50:45.468	32	1	2:16.702	39.109	1:02.353	35.240	264.3	1:50:45.468
33	1	2:16.047	39.081	1:01.882	35.084	264.3	1:53:01.515	33	1	2:16.047	39.081</				



MLMC Collective Test Day

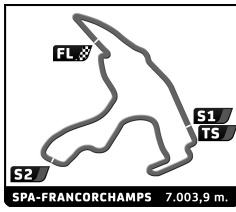
Spa-Francorchamps Round

Afternoon Test

Sector Analysis

Lap under Red Flag Invalidated Lap Personal Best Session Best B Crossing the pit lane

Lap	D	Time	Sector 1	Sector 2	Sector 3	T. Spd	Elapsed	Lap	D	Time	Sector 1	Sector 2	Sector 3	T. Spd	Elapsed
14	1	2:24.471	39.594	1:07.781	37.096	266.2	37:15.991	28	2	2:30.994	44.529	1:09.226	37.239	168.8	1:27:06.269
15	1	14:25.909 B	...	1:17.860	39.524	198.1	51:41.900	29	2	2:21.643	40.743	1:04.570	36.330	258.6	1:29:27.912
16	1	2:23.761	40.989	1:04.856	37.916	262.4	54:05.661	30	2	3:57.556	40.414	1:50.009	1:27.133	259.9	1:33:25.468
17	1	2:17.457	39.007	1:03.040	35.410	268.2	56:23.118	31	2	9:17.643 B	7:30.563	1:09.338	37.742	234.5	1:42:43.111
18	1	2:18.307	38.968	1:03.542	35.797	269.6	58:41.425	32	2	2:23.750	41.006	1:05.645	37.099	259.9	1:45:06.861
19	1	2:23.771	39.963	1:03.476	40.332	264.9	1:01:05.196	33	2	2:24.050	42.570	1:05.181	36.299	249.1	1:47:30.911
20	1	2:17.440	38.797	1:03.100	35.543	269.6	1:03:22.636	34	1	3:50.107 B	2:04.693	1:07.130	38.284	241.3	1:51:21.018
21	1	2:17.582	39.022	1:02.721	35.839	269.6	1:05:40.218	35	1	2:24.826	40.486	1:06.734	37.606	260.5	1:53:45.844
22	1	2:29.645	39.148	1:05.131	45.366	270.2	1:08:09.863	36	1	4:37.127	1:03.001	2:11.343	1:22.783	79.6	1:58:22.971
23	1	2:16.116	38.849	1:02.071	35.196	268.2	1:10:25.979	53 RLR Motorsport Ligier JS P320 - Nissan LMP3 1.Horst FELBERMAYR JR 2.Simon BUTLER							
24	2	7:06.873 B	5:24.916	1:03.289	38.668	241.9	1:17:32.852	1	2	6:24.009	4:17.351	1:23.062	43.596	117.0	6:24.009
25	2	2:18.595	38.736	1:02.310	37.549	268.2	1:19:51.447	2	2	2:36.934	45.116	1:12.607	39.211	238.2	9:00.943
26	2	2:13.551	38.571	1:00.338	34.642	268.2	1:22:04.998	3	2	4:53.054	41.785	2:36.706	1:34.563	259.9	13:53.997
27	2	2:17.703	38.895	1:01.884	36.924	264.3	1:24:22.701	55 GMB Motorsport Honda NSX GT3 GT3 1.Kasper H. JENSEN 2.Kristian POULSEN							
28	2	2:13.346	38.504	1:00.316	34.526	270.2	1:26:36.047	1	1	2:53.973	54.561	1:18.037	41.375	192.5	2:53.973
29	2	2:18.018	38.827	1:04.523	34.668	270.2	1:28:54.065	2	1	2:28.745	42.337	1:08.154	38.254	241.9	5:22.718
30	2	2:56.733	38.506	1:00.301	1:17.926	270.2	1:31:50.798	3	1	2:22.305	40.542	1:05.420	36.343	261.7	7:45.023
31	2	10:37.772 B	8:56.097	1:04.242	37.433	233.0	1:42:28.570	4	1	2:21.907	40.359	1:05.161	36.387	262.4	10:06.930
32	2	2:14.505	38.833	1:01.045	34.627	266.9	1:44:43.075	5	1	2:20.919	40.198	1:04.618	36.103	261.1	12:27.849
33	2	2:13.526	38.551	1:00.468	34.507	268.2	1:46:56.601	6	1	2:22.012	40.168	1:04.602	37.242	261.7	14:49.861
34	2	2:13.512	38.453	1:00.656	34.403	268.9	1:49:10.113	7	1	2:21.697	40.526	1:04.965	36.206	260.5	17:11.558
35	2	4:27.645 B	2:49.224	1:03.539	34.882	239.2	1:53:37.758	8	1	2:21.170	40.084	1:04.741	36.345	261.7	19:32.728
36	2	4:08.841	39.502	2:04.627	1:24.712	161.5	1:57:46.599	9	2	5:25.067 B	3:21.182	1:22.482	41.403	176.5	24:57.795
44 GMB Motorsport Honda NSX GT3 GT3 1.Gustav BIRCH 2.Jens MØLLER								10	2	2:35.816	43.776	1:12.346	39.694	216.7	27:33.611
1	2	2:59.180	55.244	1:18.519	45.417	182.1	2:59.180	11	2	2:27.383	41.651	1:08.422	37.310	257.4	30:00.994
2	2	2:33.759	43.255	1:09.401	41.103	237.6	5:32.939	12	2	2:24.796	40.950	1:06.868	36.978	259.9	32:25.790
3	2	2:26.469	41.757	1:06.741	37.971	256.2	7:59.408	13	2	2:24.594	41.205	1:06.428	36.961	254.4	34:50.384
4	2	2:24.613	41.441	1:06.119	37.053	258.6	10:24.021	14	2	2:30.103	40.820	1:08.342	40.941	260.5	37:20.487
5	2	2:26.679	41.577	1:06.165	38.937	257.4	12:50.700	15	2	15:00.815 B	...	1:15.730	39.719	213.3	52:21.302
6	2	3:52.123 B	2:05.599	1:08.581	37.943	242.4	16:42.823	16	2	2:26.999	42.546	1:07.453	37.000	254.4	54:48.301
7	2	2:25.921	41.014	1:07.012	37.895	259.2	19:08.744	17	2	2:25.758	41.120	1:07.953	36.685	259.2	57:14.059
8	2	2:24.315	41.424	1:06.149	36.742	258.0	21:33.059	18	2	2:23.488	40.933	1:06.092	36.463	259.2	59:37.547
9	2	2:23.829	40.912	1:05.802	37.115	258.6	23:56.888	19	2	2:22.419	40.572	1:05.632	36.215	260.5	1:01:59.966
10	2	2:28.304	41.317	1:06.477	40.510	259.2	26:25.192	20	2	2:22.529	40.888	1:05.332	36.309	261.1	1:04:22.495
11	1	3:48.686 B	2:02.564	1:08.007	38.115	239.2	30:13.878	21	2	10:48.283 B	9:03.791	1:07.560	36.932	239.2	1:15:10.778
12	1	2:26.177	41.599	1:06.958	37.620	258.6	32:40.055	22	2	2:23.974	40.867	1:06.424	36.683	259.2	1:17:34.752
13	1	2:25.791	40.947	1:06.489	38.355	259.2	35:05.846	23	2	2:22.283	40.291	1:05.284	36.708	261.1	1:19:57.035
14	1	2:35.934	41.149	1:06.874	47.911	247.4	37:41.780	24	2	2:22.110	40.365	1:05.568	36.177	261.7	1:22:19.145
15	1	14:25.709 B	...	1:17.193	40.645	191.4	52:07.489	25	1	8:00.208 B	6:16.298	1:07.200	36.710	235.6	1:30:19.353
16	1	2:27.327	42.601	1:07.534	37.192	252.6	54:34.816	26	1	12:19.562 B	...	1:10.537	38.317	220.2	1:42:38.915
17	1	2:23.244	40.979	1:05.679	36.586	258.0	56:58.060	27	1	2:22.440	41.076	1:05.392	35.972	259.9	1:45:01.355
18	1	2:22.365	40.868	1:05.068	36.429	259.2	59:20.425	28	1	2:20.275	39.889	1:04.315	36.071	262.4	1:47:21.630
19	1	2:22.295	40.506	1:05.120	36.669	259.2	1:01:42.720	29	1	2:21.636	39.823	1:05.117	36.696	264.3	1:49:43.266
20	1	2:21.727	40.483	1:04.910	36.334	259.9	1:04:04.447	30	1	2:21.311	39.941	1:04.972	36.398	261.1	1:52:04.577
21	1	2:23.736	41.068	1:05.945	36.723	255.6	1:06:28.183	31	1	2:24.633	40.187	1:04.846	39.600	261.1	1:54:29.210
22	1	2:24.287	40.514	1:06.497	37.276	259.9	1:08:52.470	57 GRAFF Racing Ligier JS P320 - Nissan LMP3 1.Stephan RUPP 2.Ryan HARPER-ELLAM							
23	1	2:22.951	40.413	1:05.509	37.029	259.2	1:11:15.421	1	2	2:44.364	50.465	1:14.568	39.331	186.2	2:44.364
24	1	2:27.583	41.186	1:06.014	40.383	256.2	1:13:43.004								
25	2	4:00.036 B	2:15.750	1:07.363	36.923	244.1	1:17:43.040								
26	2	2:25.581	40.729	1:05.232	39.620	258.6	1:20:08.621								
27	2	4:26.654 B	2:28.661	1:15.841	42.152	209.2	1:24:35.275								



MLMC Collective Test Day

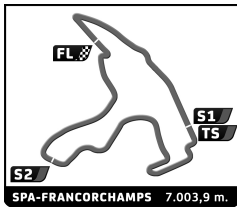
Spa-Francorchamps Round

Afternoon Test

Sector Analysis

Lap under Red Flag Invalidated Lap Personal Best Session Best B Crossing the pit lane

Lap	D	Time	Sector 1	Sector 2	Sector 3	T. Spd	Elapsed	Lap	D	Time	Sector 1	Sector 2	Sector 3	T. Spd	Elapsed							
2	2	2:21.564	41.120	1:04.237	36.207	255.0	5:05.928	17	1	2:26.678	42.547	1:06.369	37.762	253.8	57:51.142							
3	2	2:17.243	39.242	1:02.671	35.330	262.4	7:23.171	18	1	2:26.600	41.995	1:07.036	37.569	252.0	1:00:17.742							
4	2	2:15.307	39.030	1:01.187	35.090	264.3	9:38.478	19	1	2:26.218	41.576	1:07.165	37.477	255.6	1:02:43.960							
5	2	2:16.441	39.032	1:01.644	35.765	263.6	11:54.919	20	1	2:26.362	41.870	1:06.879	37.613	254.4	1:05:10.322							
6	2	2:14.337	38.855	1:00.671	34.811	264.3	14:09.256	21	1	2:27.119	42.654	1:06.618	37.847	253.8	1:07:37.441							
7	1	5:44.504 B	4:03.924	1:04.424	36.156	244.1	19:53.760	22	1	2:27.464	42.888	1:06.664	37.912	253.2	1:10:04.905							
8	1	2:22.386	39.832	1:06.090	36.464	261.1	22:16.146	23	1	2:26.376	41.870	1:06.059	38.447	255.0	1:12:31.281							
9	1	2:24.529	39.913	1:08.417	36.199	219.8	24:40.675	24	1	2:27.026	42.107	1:06.605	38.314	255.6	1:14:58.307							
10	1	2:21.407	39.675	1:04.870	36.862	263.6	27:02.082	25	2	9:08.816 B	7:16.141	1:12.452	40.223	239.2	1:24:07.123							
11	1	2:20.538	39.564	1:04.741	36.233	263.6	29:22.620	26	2	2:21.735	40.802	1:04.440	36.493	257.4	1:26:28.858							
12	1	5:16.882 B	3:09.904	1:19.625	47.353	177.3	34:39.502	27	2	2:27.121	41.071	1:08.282	37.768	252.6	1:28:55.979							
13	1	2:38.406	45.821	1:13.237	39.348	176.8	37:17.908	28	2	2:59.219	40.321	1:03.796	1:15.102	259.9	1:31:55.198							
14	1	15:32.588 B	...	1:11.618	39.308	217.6	52:50.496	29	1	11:48.695 B	9:55.024	1:12.522	41.149	227.2	1:43:43.893							
15	1	2:26.905	43.136	1:07.235	36.534	233.5	55:17.401	30	1	2:33.279	44.667	1:08.768	39.844	231.0	1:46:17.172							
16	1	2:21.367	40.457	1:04.778	36.132	261.7	57:38.768	31	1	2:28.681	42.461	1:07.660	38.560	249.1	1:48:45.853							
17	1	2:20.215	39.915	1:04.201	36.099	260.5	59:58.983	32	1	2:30.697	42.588	1:09.110	38.999	248.5	1:51:16.550							
18	1	2:20.924	39.476	1:04.780	36.668	264.3	1:02:19.907	33	1	2:30.590	42.633	1:08.806	39.151	249.1	1:53:47.140							
19	1	2:22.146	40.068	1:06.066	36.012	260.5	1:04:42.053	34	1	4:37.594	1:02.722	2:11.812	1:23.060	75.3	1:58:24.734							
20	1	2:21.123	39.754	1:05.627	35.742	263.6	1:07:03.176	<div style="border: 1px solid black; padding: 5px;"> 66 Rinaldi Racing 1. Steve PARROW 2. Daniel KEILWITZ <small>Duquaine M30 - D08 - Nissan LMP3</small> </div>							1	2	3:36.171	1:45.449	1:11.716	39.006	223.0	3:36.171
21	1	2:19.317	39.719	1:03.627	35.971	263.0	1:09:22.493								2	2	2:24.346	41.779	1:05.575	36.992	254.4	6:00.517
22	1	2:20.322	39.654	1:04.400	36.268	262.4	1:11:42.815	3	2	2:20.869	40.037	1:04.198	36.634	261.7	8:21.386							
23	2	6:10.559 B	4:22.726	1:08.631	39.202	212.5	1:17:53.374	4	2	2:17.409	39.552	1:02.401	35.456	263.6	10:38.795							
24	2	2:21.329	39.808	1:02.180	39.341	261.7	1:20:14.703	5	2	2:19.247	39.591	1:02.305	37.351	265.6	12:58.042							
25	2	2:13.992	38.816	1:00.423	34.753	266.9	1:22:28.695	6	2	2:16.674	39.394	1:02.012	35.268	266.2	15:14.716							
26	2	2:13.344	38.440	1:00.243	34.661	267.6	1:24:42.039	7	2	2:17.304	39.680	1:02.198	35.426	264.3	17:32.020							
27	2	2:33.587	42.806	1:10.114	40.667	208.4	1:27:15.626	8	2	2:15.715	39.107	1:01.639	34.969	265.6	19:47.735							
28	2	2:16.539	39.857	1:00.043	36.639	264.3	1:29:32.165	9	2	2:15.322	38.872	1:01.429	35.021	266.9	22:03.057							
29	2	3:55.990	38.480	1:48.520	1:28.990	268.9	1:33:28.155	10	2	2:15.132	38.828	1:01.304	35.000	267.6	24:18.189							
30	2	10:26.267 B	8:36.553	1:08.660	41.054	222.0	1:43:54.422	11	2	2:18.928	38.793	1:03.301	36.834	270.9	26:37.117							
31	2	2:19.544	38.874	1:04.930	35.740	266.2	1:46:13.966	12	2	7:49.323 B	6:05.294	1:04.863	39.166	248.0	34:26.440							
32	2	2:14.003	38.626	1:00.691	34.686	266.9	1:48:27.969	13	2	2:19.661	39.211	1:04.255	36.195	264.3	36:46.101							
33	2	2:13.404	38.598	1:00.265	34.541	265.6	1:50:41.373	14	2	4:21.837	50.005	2:06.373	1:25.459	90.1	41:07.938							
34	2	2:14.814	38.525	1:00.313	35.976	266.9	1:52:56.187	15	2	11:52.487 B	...	1:05.241	37.221	243.0	53:00.425							
35	2	3:13.975	38.813	1:07.787	1:27.375	264.9	1:56:10.162	16	2	2:18.273	39.814	1:02.873	35.586	263.0	55:18.698							
							<div style="border: 1px solid black; padding: 5px;"> 61 AF Corse 1. Gino FORGIONE 2. Andrea MONTERMINI <small>Ferrari 488 GT3</small> </div>															
1	1	3:08.821	59.287	1:22.993	46.541	149.9	3:08.821	17	2	2:16.625	39.204	1:02.100	35.321	266.2	57:35.323							
2	1	2:37.859	48.019	1:11.182	38.658	209.6	5:46.680	18	2	2:17.460	38.908	1:01.609	36.943	268.2	59:52.783							
3	1	2:32.110	43.634	1:10.477	37.999	246.3	8:18.790	19	2	9:07.909 B	7:12.242	1:16.210	39.457	172.3	1:09:00.692							
4	1	2:29.232	42.846	1:07.989	38.397	236.1	10:48.022	20	2	2:21.484	42.198	1:03.361	35.925	255.0	1:11:22.176							
5	1	2:30.106	42.700	1:08.944	38.462	252.6	13:18.128	21	2	2:26.215	39.118	1:04.948	42.149	256.2	1:13:48.391							
6	1	2:30.353	42.662	1:09.198	38.493	234.5	15:48.481	22	2	2:14.321	38.793	1:00.898	34.630	266.9	1:16:02.712							
7	1	2:30.130	42.218	1:08.835	39.077	231.0	18:18.611	23	2	2:13.965	38.817	1:00.536	34.612	266.9	1:18:16.677							
8	1	2:29.401	42.752	1:08.146	38.503	254.4	20:48.012	24	2	7:23.409 B	5:36.054	1:08.661	38.694	183.4	1:25:40.086							
9	1	2:29.316	42.330	1:08.587	38.399	253.2	23:17.328	25	2	2:24.831	41.126	1:05.620	38.085	256.2	1:28:04.917							
10	1	2:30.397	42.107	1:09.902	38.388	255.0	25:47.725	26	2	2:26.029	40.785	1:04.818	40.426	261.1	1:30:30.946							
11	1	2:29.104	43.223	1:07.632	38.249	253.2	28:16.829	27	1	12:18.545 B	...	1:10.021	39.462	201.4	1:42:49.491							
12	1	2:27.952	42.065	1:07.811	38.076	253.8	30:44.781	28	1	2:26.251	42.117	1:06.846	37.288	257.4	1:45:15.742							
13	1	2:27.987	42.502	1:07.603	37.882	241.9	33:12.768	29	1	2:30.996	40.769	1:08.558	41.669	257.4	1:47:46.738							
14	1	2:29.637	42.208	1:08.602	38.827	253.8	35:42.405	30	1	2:26.109	41.456	1:06.367	38.286	254.4	1:50:12.847							
15	1	17:06.615 B	...	1:14.897	41.360	215.0	52:49.020	31	1	2:21.636	40.511	1:04.632	36.493	259.9	1:52:34.483							
16	1	2:35.444	45.244	1:10.611	39.589	168.5	55:24.464	32	1	3:16.605	40.353	1:09.284	1:26.968	259.9	1:55:51.088							



MLMC Collective Test Day


Spa-Francorchamps Round

Afternoon Test

Sector Analysis

Lap under Red Flag Invalidated Lap Personal Best Session Best B Crossing the pit lane

Lap	D	Time	Sector 1	Sector 2	Sector 3	T. Spd	Elapsed	Lap	D	Time	Sector 1	Sector 2	Sector 3	T. Spd	Elapsed
69		COOL Racing					Ligier JS P320 - Nissan								
		1.Maurice SMITH					LMP3								
		2.Malthe JAKOBSEN													
1	2	3:50.766	2:04.890	1:08.006	37.870	197.7	3:50.766	15	1	2:19.205	40.018	1:03.548	35.639	263.0	56:17.909
2	2	2:25.087	42.014	1:06.206	36.867	220.7	6:15.853	16	1	2:20.384	39.810	1:03.982	36.592	262.4	58:38.293
3	2	2:23.201	39.903	1:05.309	37.989	235.1	8:39.054	17	1	2:19.835	40.218	1:03.496	36.121	264.3	1:00:58.128
4	2	2:16.130	39.154	1:01.382	35.594	266.9	10:55.184	18	1	2:30.090	40.252	1:10.614	39.224	262.4	1:03:28.218
5	2	4:32.908 B	2:50.653	1:02.973	39.282	222.5	15:28.092	19	1	2:18.407	39.450	1:03.515	35.442	265.6	1:05:46.625
6	2	2:19.798	39.295	1:02.663	37.840	249.1	17:47.890	20	1	2:20.729	39.628	1:03.042	38.059	264.3	1:08:07.354
7	2	2:20.905	41.379	1:02.308	37.218	250.3	20:08.795	21	2	6:39.529 B	4:58.597	1:03.753	37.179	249.7	1:14:46.883
8	2	2:16.526	40.306	1:01.250	34.970	259.9	22:25.321	22	2	2:16.766	39.098	1:02.409	35.259	266.2	1:17:03.649
9	2	2:15.851	38.900	1:01.993	34.958	268.2	24:41.172	23	2	2:14.228	38.757	1:00.808	34.663	266.9	1:19:17.877
10	1	5:49.229 B	4:01.318	1:09.636	38.275	195.9	30:30.401	24	2	2:15.780	38.772	1:01.932	35.076	266.9	1:21:33.657
11	1	2:22.063	40.624	1:04.264	37.175	261.7	32:52.464	25	2	2:15.036	38.793	1:01.526	34.717	267.6	1:23:48.693
12	1	2:20.817	40.207	1:04.575	36.035	262.4	35:13.281	26	2	2:17.072	38.579	1:01.461	37.032	268.2	1:26:05.765
13	1	2:33.863	39.132	1:03.257	51.474	267.6	37:47.144	27	2	2:33.975	38.564	1:10.523	44.888	269.6	1:28:39.740
14	1	14:01.672 B	...	1:08.170	37.405	223.9	51:48.816	28	2	3:10.340	38.869	1:04.782	1:26.689	268.9	1:31:50.080
15	1	2:18.048	40.070	1:02.834	35.144	263.0	54:06.864	29	2	11:07.278 B	9:15.319	1:08.719	43.240	229.1	1:42:57.358
16	1	2:16.614	38.976	1:02.708	34.930	267.6	56:23.478	30	2	2:22.270	40.550	1:04.340	37.380	260.5	1:45:19.628
17	1	2:20.951	39.494	1:02.972	38.485	266.2	58:44.429	31	2	2:19.991	39.487	1:04.156	36.348	264.3	1:47:39.619
18	1	2:16.373	38.929	1:02.114	35.330	269.6	1:01:00.802	32	2	2:17.369	39.015	1:02.477	35.877	266.2	1:49:56.988
19	1	2:17.242	39.297	1:02.906	35.039	270.2	1:03:18.044								
20	1	2:17.429	39.422	1:02.985	35.022	270.2	1:05:35.473								
21	2	6:55.592 B	5:18.934	1:01.583	35.075	253.8	1:12:31.065								
22	2	2:14.173	38.566	1:00.247	35.360	268.9	1:14:45.238								
23	2	2:12.851	38.504	59.770	34.577	268.2	1:16:58.089								
24	2	2:12.146	38.452	59.320	34.374	268.9	1:19:10.235								
25	1	9:13.870 B	7:31.626	1:05.767	36.477	238.2	1:28:24.105								
26	1	2:51.358	40.018	1:04.685	1:06.655	263.0	1:31:15.463								
27	1	10:55.043 B	9:15.510	1:04.138	35.395	245.7	1:42:10.506								
28	1	2:17.463	39.658	1:02.566	35.239	261.7	1:44:27.969								
29	1	2:15.924	39.140	1:01.863	34.921	264.9	1:46:43.893								
30	1	2:16.227	38.937	1:02.112	35.178	265.6	1:49:00.120								
31	1	2:19.148	39.056	1:03.924	36.168	266.2	1:51:19.268								
32	1	2:18.025	39.517	1:03.236	35.272	258.0	1:53:37.293								
33	1	4:08.648	39.641	2:04.263	1:24.744	168.8	1:57:45.941								
72		Team Virage					Ligier JS P320 - Nissan								
		1.Thomas PADOVANI					LMP3								
		2.Alessandro BRACALENTE													
1	2	3:07.633	1:04.876	1:20.825	41.932	186.5	3:07.633	15	1	3:22.079	1:27.074	1:13.632	41.373	187.8	3:22.079
2	2	2:32.185	42.806	1:09.719	39.660	217.6	5:39.818	16	1	2:27.627	42.824	1:07.505	37.298	245.7	5:49.706
3	2	2:26.533	41.477	1:06.896	38.160	258.6	8:06.351	17	1	2:22.054	40.823	1:05.108	36.123	236.1	8:11.760
4	2	2:30.988	42.771	1:10.745	37.472	255.6	10:37.339	18	2	2:19.427	39.802	1:03.697	35.928	264.3	10:31.187
5	2	2:18.411	39.589	1:02.818	36.004	264.3	12:55.750	19	2	2:23.225	40.319	1:05.932	36.974	264.3	12:54.412
6	2	2:18.318	39.283	1:03.114	35.921	265.6	15:14.068	20	2	2:18.872	39.895	1:02.716	36.261	264.9	15:13.284
7	2	2:20.418	40.359	1:04.065	35.994	260.5	17:34.486	21	2	4:56.669 B	3:11.978	1:05.213	39.478	249.1	20:09.953
8	2	2:22.264	39.194	1:04.509	38.561	266.2	19:56.750	22	2	2:20.338	40.893	1:03.542	35.903	266.2	22:30.291
9	1	8:04.979 B	6:21.200	1:07.075	36.704	173.7	28:01.729	23	2	2:19.717	39.379	1:04.866	35.472	270.2	24:50.008
10	1	2:39.598	40.544	1:05.402	53.652	234.0	30:41.327	24	2	2:17.822	39.553	1:02.877	35.392	270.9	27:07.830
11	1	2:26.061	42.894	1:06.435	36.732	255.6	33:07.388	25	2	2:15.946	38.994	1:01.709	35.243	272.9	29:23.776
12	1	2:29.757	42.390	1:09.216	38.151	261.1	35:37.145	26	2	2:17.762	39.011	1:01.851	36.900	272.3	31:41.538
13	1	15:59.405 B	...	1:14.325	40.448	224.3	51:36.550	27	1	20:23.008 B	...	1:14.435	38.508	192.1	52:04.546
14	1	2:22.154	41.223	1:04.971	35.960	258.0	53:58.704	28	1	2:22.198	40.661	1:05.123	36.414	259.2	54:26.744
73		TS Corse					Duquette M30 - D08 - Nissan								
		1.Pietro PECCENINI					LMP3								
		2.Kai ASKEY													
1	2	3:22.079	1:27.074	1:13.632	41.373	187.8	3:22.079	15	1	2:21.763	40.349	1:05.382	36.032	261.1	56:48.507
2	2	2:27.627	42.824	1:07.505	37.298	245.7	5:49.706	16	1	2:21.167	39.934	1:05.402	35.831	255.6	59:09.674
3	2	2:22.054	40.823	1:05.108	36.123	236.1	8:11.760	17	1	2:20.907	39.862	1:05.057	35.988	266.9	1:01:30.581
4	2	2:19.427	39.802	1:03.697	35.928	264.3	10:31.187	18	1	2:18.418	39.401	1:03.500	35.517	267.6	1:03:48.999
5	2	2:23.225	40.319	1:05.932	36.974	264.3	12:54.412	19	1	2:19.382	39.653	1:04.072	35.657	268.2	1:06:08.381
6	2	2:18.872	39.895	1:02.716	36.261	264.9	15:13.284	20	1	10:35.194 B	8:34.244	1:21.184	39.766	177.1	1:16:43.575
7	2	4:56.669 B	3:11.978	1:05.213	39.478	249.1	20:09.953	21	1	2:23.276	41.387	1:06.123	35.766	243.5	1:19:06.851
8	2	2:20.338	40.893	1:03.542	35.903	266.2	22:30.291	22	1	2:18.603	39.906	1:03.330	35.367	268.9	1:21:25.454
9	2	2:19.717	39.379	1:04.866	35.472	270.2	24:50.008	23	1	2:16.839	39.099	1:02.718	35.022	270.9	1:23:42.293
10	2	2:17.822	39.553	1:02.877	35.392	270.9	27:07.830	24	1	2:20.504	38.791	1:04.045	37.668	272.9	1:26:02.797
11	2	2:15.946	38.994	1:01.709	35.243	272.9	29:23.776	25	1	2:22.039	38.754	1:05.056	38.229	273.6	1:28:24.836
12	2	2:17.762	39.011	1:01.851	36.900	272.3	31:41.538	26	2	14:22.944 B	...	1:14.175	40.379	185.2	1:42:47.780
13	1	20:23.008 B	...	1:14.435	38.508	192.1	52:04.546	27	2	2:30.905	42.181	1:07.730	40.994	255.0	1:45:18.685
14	1	2:22.198	40.661	1:05.123	36.414	259.2	54:26.744	28	2	2:26.325	38.972	1:04.848	42.505	271.6	1:47:45.010
15	1	2:21.763	40.349	1:05.382	36.032	261.1	56:48.507	29	2	2:15.460	38.833	1:01.673	34.954	272.9	1:50:00.470
16	1	2:21.167	39.934	1:05.402	35.831	255.6	59:09.674	30	2	2:15.849	38.910	1:01.278	35.661	270.9	1:52:16.319
17	1	2:20.907	39.862	1:05.057	35.988	266.9	1:01:30.581	31	2	2:33.220	38.934	1:03.990	50.296	270.2	1:54:49.539
18	1	2:18.418	39.401	1:03.500	35.517	267.6	1:03:48.999								
19	1	2:19.382	39.653	1:04.072	35.657	268.2	1:06:08.381								
20	1	10:35.194 B	8:34.244	1:21.184	39.766	177.1	1:16:43.575								
21	1	2:23.276	41.387	1:06.123	35.766	243.5	1:19:06.851								
22	1	2:18.603	39.906	1:03.330	35.367	268.9	1:21:25.454								
23	1	2:16.839	39.099	1:02.718	35.022	270.9	1:23:42.293								
24	1	2:20.504	38.791	1:04.045	37.668	272.9	1:26:02.797								
25	1	2:22.039	38.754	1:05.056	38.229	273.6	1:28:24.836								
26	2	14:22.944 B	...	1:14.175	40.379	185.2	1:42:47.780								
27	2	2:30.905	42.181	1:07.730	40.994	255.0	1:45:18.685								
28	2	2:26.325	38.972	1:04.848	42.505	271.6	1:47:45.010								
29	2	2:15.460	38.833	1:01.673	34.954	272.9	1:50:00.470								
30	2	2:15.849	38.910	1:01.278	35.661	270.9	1:52:16.319								
31	2	2:33.220	38.934	1:03.990	50.296	270.2	1:54:49.539								



MLMC Collective Test Day


Spa-Francorchamps Round

Afternoon Test

Sector Analysis

Lap under Red Flag Invalidated Lap Personal Best Session Best B Crossing the pit lane

Lap	D	Time	Sector 1	Sector 2	Sector 3	T. Spd	Elapsed	Lap	D	Time	Sector 1	Sector 2	Sector 3	T. Spd	Elapsed
76 Reiter Engineering 1.Freddie HUNT 2.Mads SILJEHAUG Ligier JS P320 - Nissan LMP3								25 1 2:18.311 39.657 1:03.022 35.632 263.6 1:18:45.103							
1 2 3:09.678 1:14.058 1:15.858 39.762 187.5 3:09.678								26 1 6:35.233 B 4:44.988 1:11.550 38.695 201.4 1:25:20.336							
2 2 5:05.816 B 3:21.160 1:08.072 36.584 212.5 8:15.494								27 1 2:23.327 43.469 1:04.578 35.280 249.7 1:27:43.663							
3 2 2:22.532 40.835 1:05.232 36.465 259.9 10:38.026								28 1 2:17.345 39.472 1:02.411 35.462 264.3 1:30:01.008							
4 2 2:21.569 40.294 1:04.601 36.674 218.9 12:59.595								29 1 4:41.995 1:08.766 2:07.793 1:25.436 78.5 1:34:43.003							
5 2 2:19.123 39.581 1:03.757 35.785 270.2 15:18.718								30 2 8:03.295 B 6:17.996 1:07.032 38.267 201.4 1:42:46.298							
6 2 2:17.850 39.371 1:03.197 35.282 268.9 17:36.568								31 2 2:26.033 39.716 1:07.227 39.090 262.4 1:45:12.331							
7 2 2:18.944 39.053 1:03.304 36.587 271.6 19:55.512								32 2 2:37.864 39.217 1:10.213 48.434 264.3 1:47:50.195							
8 2 2:18.203 39.025 1:03.726 35.452 271.6 22:13.715								33 2 2:17.018 39.251 1:02.502 35.265 263.6 1:50:07.213							
9 2 2:18.068 39.005 1:03.210 35.853 272.3 24:31.783								34 2 2:15.259 38.900 1:01.366 34.993 263.6 1:52:22.472							
10 2 2:17.910 38.849 1:03.260 35.801 272.9 26:49.693								35 2 2:30.705 38.814 1:02.059 49.832 264.3 1:54:53.177							
11 1 6:32.127 B 4:41.908 1:11.814 38.405 229.6 33:21.820															
12 1 2:27.007 41.284 1:06.805 38.918 254.4 35:48.827															
13 1 3:28.948 40.573 1:22.541 1:25.834 261.7 39:17.775															
14 1 12:40.068 B ... 1:08.185 38.726 244.6 51:57.843															
15 1 2:21.336 40.195 1:04.241 36.900 261.7 54:19.179															
16 1 2:19.252 39.800 1:03.286 36.166 262.4 56:38.431															
17 1 2:19.057 39.457 1:03.981 35.619 264.3 58:57.488															
18 1 2:17.249 39.019 1:02.753 35.477 266.9 1:01:14.737															
19 2 11:36.893 B 9:43.825 1:12.939 40.129 249.7 1:12:51.630															
20 2 34:24.644 B ... 1:05.064 35.807 205.2 1:47:16.274															
21 2 2:17.124 39.438 1:02.573 35.113 267.6 1:49:33.398															
22 2 2:19.345 38.963 1:05.130 35.252 271.6 1:51:52.743															
23 2 2:15.835 39.000 1:02.081 34.754 270.2 1:54:08.578															
77 Team Thor 1.Audunn GUDMUNDSSON 2.Michael MARKUSSEN Ligier JS P320 - Nissan LMP3															
1 1 4:07.810 2:12.374 1:15.102 40.334 202.5 4:07.810															
2 1 2:25.218 42.427 1:05.547 37.244 255.0 6:33.028															
3 1 2:23.435 40.775 1:06.165 36.495 259.2 8:56.463															
4 1 2:22.649 40.135 1:05.210 37.304 261.7 11:19.112															
5 1 2:19.142 40.048 1:03.310 35.784 263.0 13:38.254															
6 1 2:19.144 39.946 1:03.308 35.890 262.4 15:57.398															
7 2 4:56.442 B 3:13.134 1:06.553 36.755 171.2 20:53.840															
8 2 2:20.684 40.241 1:04.330 36.113 262.4 23:14.524															
9 2 2:18.586 39.865 1:03.136 35.585 263.0 25:33.110															
10 2 2:18.174 39.937 1:02.944 35.293 264.9 27:51.284															
11 2 2:18.460 39.511 1:03.435 35.514 264.9 30:09.744															
12 2 4:11.119 B 2:25.515 1:08.481 37.123 245.2 34:20.863															
13 2 2:22.850 40.778 1:05.468 36.604 258.0 36:43.713															
14 2 4:08.902 45.118 1:57.608 1:26.176 112.8 40:52.615															
15 2 10:42.878 B 8:54.318 1:09.681 38.879 232.5 51:35.493															
16 2 2:20.072 40.052 1:03.507 36.513 262.4 53:55.565															
17 2 2:17.496 39.561 1:02.518 35.417 263.0 56:13.061															
18 2 2:16.753 39.261 1:02.159 35.333 263.6 58:29.814															
19 2 2:16.029 39.110 1:01.697 35.222 265.6 1:00:45.843															
20 1 6:18.230 B 4:37.081 1:05.015 36.134 174.2 1:07:04.073															
21 1 2:18.707 39.607 1:03.245 35.855 264.9 1:09:22.780															
22 1 2:21.567 40.016 1:04.566 36.985 208.0 1:11:44.347															
23 1 2:20.357 40.895 1:03.500 35.962 259.2 1:14:04.704															
24 1 2:22.088 40.614 1:05.316 36.158 260.5 1:16:26.792															
88 GMB Motorsport 1.Jan MAGNUSSEN 2.Lars Engelbrecht PEDERSE Honda NSX GT3 GT3								1 1 2:57.765 58.958 1:18.053 40.754 175.9 2:57.765							
2 1 2:27.638 42.843 1:07.487 37.308 255.6 5:25.403								3 1 2:23.889 40.995 1:05.479 37.415 259.9 7:49.292							
4 1 2:21.917 40.711 1:04.932 36.274 259.9 10:11.209								5 1 2:22.851 40.537 1:04.968 37.346 259.2 12:34.060							
6 1 2:21.565 40.533 1:04.797 36.235 261.1 14:55.625								7 1 6:30.683 B 4:39.129 1:13.275 38.279 183.4 21:26.308							
8 1 2:25.423 42.480 1:06.233 36.710 256.2 23:51.731								9 1 2:22.406 40.459 1:05.102 36.845 259.9 26:14.137							
10 1 2:19.731 40.067 1:03.945 35.719 263.0 28:33.868								11 1 2:19.227 39.694 1:03.792 35.741 262.4 30:53.095							
12 1 2:20.023 39.858 1:04.235 35.930 263.6 33:13.118								13 2 19:00.683 B ... 1:11.416 39.259 233.5 52:13.801							
14 2 2:31.877 42.645 1:10.320 38.912 253.2 54:45.678								15 2 2:32.291 42.527 1:09.932 39.832 252.6 57:17.969							
16 2 2:30.272 42.485 1:09.397 38.390 245.2 59:48.241								17 2 2:30.892 42.008 1:09.184 39.700 256.8 1:02:19.133							
18 2 2:28.916 42.471 1:08.410 38.035 255.0 1:04:48.049								19 2 2:28.618 41.656 1:08.335 38.627 256.2 1:07:16.667							
20 2 2:28.053 41.592 1:08.323 38.138 256.2 1:09:44.720								21 2 6:48.664 B 4:36.717 1:25.068 46.879 189.1 1:16:33.384							
22 2 2:32.867 46.050 1:08.929 37.888 226.2 1:19:06.251								23 2 2:28.068 42.007 1:08.037 38.024 256.2 1:21:34.319							
24 2 2:26.874 41.507 1:07.985 37.382 257.4 1:24:01.193								25 2 2:27.205 41.941 1:07.636 37.628 256.8 1:26:28.398							
26 2 2:30.134 41.261 1:10.506 38.367 257.4 1:28:58.532								27 1 13:37.988 B ... 1:09.635 37.359 228.1 1:42:36.520							
28 1 2:23.216 41.211 1:05.688 36.317 239.2 1:44:59.736								29 1 2:20.551 40.434 1:04.196 35.921 259.9 1:47:20.287							
30 1 2:26.734 40.082 1:06.708 39.944 261.7 1:49:47.021								31 1 2:22.230 40.433 1:04.416 37.381 259.2 1:52:09.251							
32 1 3:12.499 40.312 1:09.025 1:23.162 259.9 1:55:21.750															
99 Bullitt Racing 1.Stephen PATTRICK 2.Valentin HASSE-CLOT Aston Martin Vantage GT3 GT3								1 2 3:27.101 1:28.643 1:16.586 41.872 142.2 3:27.101							
2 2 2:29.326 42.461 1:06.444 40.421 232.5 5:56.427								3 2 2:19.833 39.740 1:04.118 35.975 264.3 8:16.260							
4 2 2:28.905 40.272 1:10.457 38.176 255.0 10:45.165															



MLMC Collective Test Day

Spa-Francorchamps Round

Afternoon Test

Sector Analysis

		Lap under Red Flag		Invalidated Lap		Personal Best		Session Best		B Crossing the pit lane					
Lap	D	Time	Sector 1	Sector 2	Sector 3	T. Spd	Elapsed	Lap	D	Time	Sector 1	Sector 2	Sector 3	T. Spd	Elapsed
5	2	2:22.806	39.763	1:04.160	38.883	264.9	13:07.971								
6	1	6:04.339 B	4:10.731	1:13.348	40.260	226.7	19:12.310								
7	1	2:31.045	41.961	1:10.731	38.353	252.6	21:43.355								
8	1	2:30.890	41.634	1:10.521	38.735	255.0	24:14.245								
9	1	2:27.888	41.061	1:09.254	37.573	257.4	26:42.133								
10	1	2:28.099	41.911	1:08.791	37.397	257.4	29:10.232								
11	1	2:29.199	40.968	1:09.855	38.376	258.6	31:39.431								
12	1	2:46.266 B	43.253	1:09.075	53.938	258.0	34:25.697								
13	1	22:53.110	...	1:14.852	38.979	191.1	57:18.807								
14	1	2:28.274	41.390	1:08.976	37.908	257.4	59:47.081								
15	1	2:27.619	41.261	1:08.656	37.702	259.2	1:02:14.700								
16	1	2:35.211	41.606	1:12.258	41.347	258.0	1:04:49.911								
17	1	4:26.534 B	2:24.582	1:16.391	45.561	201.0	1:09:16.445								
18	1	2:43.358	45.936	1:15.107	42.315	184.9	1:11:59.803								
19	2	5:23.221 B	3:40.005	1:06.449	36.767	247.4	1:17:23.024								
20	2	2:18.405	39.621	1:02.968	35.816	264.3	1:19:41.429								
21	2	2:26.700	40.747	1:06.951	39.002	262.4	1:22:08.129								
22	1	25:07.831 B	...	1:12.412	38.738	216.3	1:47:15.960								
23	1	2:32.294	42.014	1:10.752	39.528	257.4	1:49:48.254								
24	1	2:33.825	41.126	1:09.239	43.460	245.7	1:52:22.079								