

Michelin Le Mans Cup

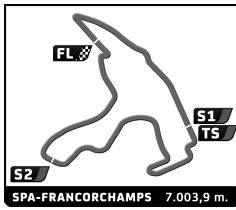
Spa-Francorchamps Round

Free Practice 1

Sector Analysis

Lap under Red Flag Invalidated Lap Personal Best Session Best B Crossing the pit lane

Lap	D	Time	Sector 1	Sector 2	Sector 3	T. Spd	Elapsed	Lap	D	Time	Sector 1	Sector 2	Sector 3	T. Spd	Elapsed
2 United Autosports Ligier JS P320 - Nissan								11 1 2:20.457 40.433 1:03.977 36.041 234.5 37:46.062							
1. Shaun LYNN LMP3								12 1 2:18.164 39.397 1:03.028 35.739 267.6 40:04.226							
2. Max LYNN								13 1 2:18.757 39.526 1:03.736 35.495 265.6 42:22.983							
1	1	4:16.053	2:03.982	1:25.517	46.554	149.5	4:16.053	14	1	2:18.334	39.213	1:03.520	35.601	268.2	44:41.317
2	1	7:31.328 B	5:38.591	1:12.534	40.203	198.8	11:47.381	15	1	2:22.040	39.517	1:05.097	37.426	225.3	47:03.357
3	1	2:33.825	45.535	1:08.656	39.634	164.4	14:21.206	16	1	2:17.387	39.185	1:02.934	35.268	266.2	49:20.744
4	1	2:24.021	41.730	1:04.156	38.135	254.4	16:45.227	17	2	5:07.784 B	3:28.936	1:01.308	37.540	251.4	54:28.528
5	1	16:26.340 B	...	1:05.830	37.570	199.2	33:11.567	18	2	3:35.030	38.984	1:29.392	1:26.654	266.2	58:03.558
6	1	2:22.327	41.290	1:03.605	37.432	256.8	35:33.894								
7	1	2:21.096	40.804	1:03.884	36.408	259.9	37:54.990								
8	1	2:22.648	41.278	1:04.869	36.501	246.8	40:17.638								
9	1	2:22.806	40.590	1:04.937	37.279	261.1	42:40.444								
10	1	2:21.492	40.918	1:04.498	36.076	256.8	45:01.936								
11	1	2:20.878	40.330	1:04.412	36.136	259.9	47:22.814								
12	1	2:22.603	40.141	1:05.532	36.930	261.7	49:45.417								
13	1	2:24.047	40.534	1:05.187	38.326	258.6	52:09.464								
14	2	5:53.463 B	2:50.330	1:36.740	1:26.393	246.3	58:02.927								
3 DKR Engineering Duqueine M30 - D08 - Nissan								11 1 3:14.448 1:11.253 1:20.685 42.510 150.9 3:14.448							
1. Jon BROWNSON LMP3								2 1 2:32.564 43.548 1:10.417 38.599 192.8 5:47.012							
2. Laurents HÖRR								3 1 2:23.800 40.836 1:06.734 36.230 260.5 8:10.812							
1	2	2:28.769	39.344	1:11.353	38.072	199.9	2:28.769	4	1	2:18.970	40.005	1:03.560	35.405	261.7	10:29.782
2	2	2:21.273	41.357	1:04.646	35.270	257.4	4:50.042	5	1	2:17.882	39.460	1:02.591	35.831	264.9	12:47.664
3	2	2:13.401	38.785	1:00.187	34.429	267.6	7:03.443	6	1	2:18.871	40.444	1:03.010	35.417	263.6	15:06.535
4	2	2:16.363	39.568	1:00.439	36.356	263.6	9:19.806	7	1	2:17.367	39.166	1:02.849	35.352	264.9	17:23.902
5	2	2:12.766	38.558	59.748	34.460	268.9	11:32.572	8	1	2:20.065	39.949	1:03.899	36.217	261.7	19:43.967
6	2	2:17.282	38.389	1:01.340	37.553	270.9	13:49.854	9	1	3:42.111	39.881	1:35.058	1:27.172	266.2	23:26.078
7	2	2:13.310	38.563	1:00.156	34.591	268.9	16:03.164	10	2	9:20.856 B	7:40.000	1:05.498	35.358	235.6	32:46.934
8	1	4:46.107 B	3:02.874	1:07.530	35.703	235.1	20:49.271	11	2	2:16.856	39.127	1:01.570	36.159	263.0	35:03.790
9	1	5:07.293	1:30.776	2:08.629	1:27.888	80.4	25:56.564	12	2	2:18.083	38.953	1:03.882	35.348	259.2	37:21.873
10	1	6:58.771 B	5:12.275	1:10.073	36.423	218.5	32:55.335	13	2	2:15.413	39.021	1:01.590	34.802	267.6	39:37.286
11	1	2:20.851	40.970	1:04.285	35.596	259.2	35:16.186	14	2	2:13.998	38.906	1:00.136	34.956	264.3	41:51.284
12	1	2:18.890	39.782	1:03.674	35.434	263.6	37:35.076	15	2	2:15.676	38.961	59.947	36.768	264.3	44:06.960
13	1	2:20.575	39.374	1:05.496	35.705	264.3	39:55.651	16	1	6:13.166 B	4:31.081	1:06.399	35.686	234.0	50:20.126
14	1	2:18.857	39.519	1:03.699	35.639	264.3	42:14.508	17	1	2:34.116	39.263	1:03.464	51.389	264.3	52:54.242
15	1	2:18.787	39.372	1:03.651	35.764	264.9	44:33.295	18	1	2:21.594	41.529	1:04.202	35.863	261.1	55:15.836
16	1	2:19.816	39.504	1:04.790	35.522	255.6	46:53.111	19	1	4:42.873	1:04.825	2:09.115	1:28.933	80.0	59:58.709
17	1	2:18.444	39.476	1:03.740	35.228	264.3	49:11.555								
18	1	2:18.100	39.329	1:03.180	35.591	265.6	51:29.655								
19	1	2:24.121	39.594	1:07.422	37.105	264.3	53:53.776								
20	1	2:46.543	39.420	1:04.823	1:02.300	253.8	56:40.319								
4 Nielsen Racing Duqueine M30 - D08 - Nissan								11 1 2:58.091 1:02.901 1:15.769 39.421 189.8 2:58.091							
1. John MELSOM LMP3								2 1 2:25.733 41.848 1:06.959 36.926 245.2 5:23.824							
2. Matthew BELL								3 1 2:18.749 39.926 1:03.006 35.817 263.0 7:42.573							
1	1	4:14.991	1:55.170	1:30.818	49.003	138.9	4:14.991	4	1	2:18.527	39.520	1:02.474	36.533	263.6	10:01.100
2	1	2:45.099	48.345	1:16.110	40.644	191.4	7:00.090	5	1	2:16.333	39.271	1:02.120	34.942	266.2	12:17.433
3	1	2:30.027	43.793	1:08.615	37.619	225.3	9:30.117	6	1	2:16.399	39.551	1:01.868	34.980	264.3	14:33.832
4	1	2:22.186	41.326	1:04.743	36.117	261.1	11:52.303	7	1	2:16.068	39.098	1:01.830	35.140	264.9	16:49.900
5	1	2:19.717	40.286	1:03.522	35.909	263.6	14:12.020	8	1	2:17.114	39.064	1:02.570	35.480	264.9	19:07.014
6	1	2:19.963	39.610	1:02.714	37.639	265.6	16:31.983	9	2	13:51.440 B	...	1:03.688	35.592	241.9	32:58.454
7	1	2:27.294	42.224	1:07.900	37.170	196.7	18:59.277	10	2	2:23.537	39.083	1:04.195	40.259	264.9	35:21.991
8	1	2:39.718	39.951	1:04.229	55.538	255.0	21:38.995	11	2	2:15.474	38.785	1:01.562	35.127	268.2	37:37.465
9	1	11:22.075 B	9:33.867	1:09.971	38.237	209.6	33:01.070	12	2	2:16.382	38.683	1:02.681	35.018	268.2	39:53.847
10	1	2:24.541	41.432	1:05.098	38.011	235.6	35:25.611	13	2	2:14.588	38.647	1:01.261	34.680	267.6	42:08.435
								14 2 2:14.864 38.610 1:01.380 34.874 270.2 44:23.299							
								15 2 2:18.860 38.595 1:04.814 35.451 266.9 46:42.159							
								16 1 5:08.017 B 3:26.869 1:05.140 36.008 230.6 51:50.176							
								17 1 2:18.436 39.491 1:03.798 35.147 263.6 54:08.612							
								18 1 3:18.344 39.208 1:11.687 1:27.449 266.2 57:26.956							



Michelin Le Mans Cup

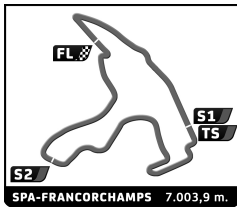
Spa-Francorchamps Round

Free Practice 1

Sector Analysis

Lap under Red Flag Invalidated Lap Personal Best Session Best B Crossing the pit lane

Lap	D	Time	Sector 1	Sector 2	Sector 3	T. Spd	Elapsed	Lap	D	Time	Sector 1	Sector 2	Sector 3	T. Spd	Elapsed		
9	AT Racing Team Ligier JS P320 - Nissan							LMP3	1.Alexander TALKANITSA								
	2.Alexander TALKA JR																
	1	2	3:14.876	1:20.892	1:15.787	38.197	175.3		3:14.876								
	2	2	2:25.686	42.528	1:07.076	36.082	240.8		5:40.562								
	3	2	2:23.445	43.432	1:04.775	35.238	236.6		8:04.007								
	4	2	2:17.584	39.597	1:02.914	35.073	263.6		10:21.591								
	5	2	2:16.550	39.244	1:02.218	35.088	263.0		12:38.141								
	6	2	2:15.911	39.092	1:01.789	35.030	264.3		14:54.052								
	7	2	2:16.882	39.302	1:01.512	36.068	263.6		17:10.934								
	8	2	2:18.265	40.135	1:02.398	35.732	263.6		19:29.199								
	9	2	3:14.090	39.175	1:09.611	1:25.304	263.6		22:43.289								
	10	1	11:12.314 B	9:26.768	1:08.136	37.410	235.1		33:55.603								
	11	1	2:22.952	40.964	1:04.549	37.439	259.2		36:18.555								
	12	1	2:22.294	39.825	1:04.447	38.022	264.3		38:40.849								
	13	1	2:18.371	39.718	1:03.383	35.270	261.1		40:59.220								
	14	1	2:20.164	39.413	1:05.398	35.353	249.7		43:19.384								
	15	1	2:18.617	39.265	1:04.147	35.205	265.6		45:38.001								
	16	1	2:17.421	39.236	1:02.958	35.227	264.3		47:55.422								
	17	1	2:17.222	39.424	1:02.407	35.391	264.9		50:12.644								
	18	1	2:16.968	39.052	1:02.752	35.164	265.6		52:29.612								
19	1	5:52.595 B	2:42.318	1:45.171	1:25.106	250.3	58:22.207										
10	Racing Spirit of Leman Ligier JS P320 - Nissan							LMP3	1.Alexander MATTSCHULL								
	2.Tom DILLMANN																
	1	1	2:43.327	49.264	1:14.658	39.405	198.8		2:43.327								
	2	1	2:27.509	42.587	1:07.622	37.300	239.7		5:10.836								
	3	1	2:18.306	40.811	1:01.912	35.583	259.9		7:29.142								
	4	1	2:15.935	39.057	1:02.012	34.866	265.6		9:45.077								
	5	1	2:14.879	38.979	1:01.179	34.721	266.2		11:59.956								
	6	1	2:14.971	39.043	1:01.068	34.860	266.9		14:14.927								
	7	1	2:19.595	39.047	1:01.079	39.469	269.6		16:34.522								
	8	1	2:22.078	39.835	1:05.419	36.824	220.7		18:56.600								
	9	1	2:15.968	38.806	1:01.434	35.728	266.2		21:12.568								
	10	1	11:23.842 B	9:42.355	1:05.612	35.875	212.1		32:36.410								
	11	1	2:16.526	39.286	1:01.837	35.403	264.9		34:52.936								
	12	1	2:14.849	39.124	1:00.871	34.854	266.2		37:07.785								
	13	1	2:15.450	39.087	1:01.388	34.975	267.6		39:23.235								
	14	1	2:15.305	39.130	1:01.269	34.906	266.2		41:38.540								
	15	2	11:38.357 B	9:57.287	1:04.080	36.990	248.5		53:16.897								
	16	2	2:15.108	38.994	1:01.170	34.944	265.6		55:32.005								
	11	WTM Racing Duqueine M30 - D08 - Nissan							LMP3	1.Torsten KRATZ							
		2.Leonard WEISS															
1		2	3:37.736	1:41.072	1:16.694	39.970	187.5	3:37.736									
2		2	2:24.875	42.298	1:07.092	35.485	253.8	6:02.611									
3		2	2:17.063	39.443	1:03.054	34.566	266.2	8:19.674									
4		2	2:13.437	38.622	1:00.492	34.323	270.9	10:33.111									
5		2	2:14.743	38.538	1:00.614	35.591	271.6	12:47.854									
6		2	2:14.070	39.208	1:00.299	34.563	270.9	15:01.924									
7		2	2:14.092	38.915	1:00.673	34.504	270.2	17:16.016									
8		1	6:22.289 B	3:11.430	1:46.355	1:24.504	245.2	23:38.305									
9		1	10:42.170 B	8:54.221	1:08.691	39.258	224.3	34:20.475									
13		Haegeli by T2 Racing Duqueine M30 - D08 - Nissan								LMP3	1.Pieder DECURTINS						
		2.Marc BASSENG															
		1	1	3:12.534	1:13.772	1:17.330	41.432	177.9			3:12.534						
		2	1	2:26.024	42.284	1:06.193	37.547	253.8			5:38.558						
		3	1	2:17.983	40.479	1:02.355	35.149	253.8			7:56.541						
		4	1	2:15.290	39.323	1:01.128	34.839	267.6			10:11.831						
		5	1	2:21.634	39.757	1:01.512	40.365	268.2			12:33.465						
		6	1	2:15.022	38.979	1:01.109	34.934	268.9			14:48.487						
		7	1	2:21.348	39.246	1:02.990	39.112	270.2			17:09.835						
	8	1	2:15.466	38.962	1:01.315	35.189	270.2	19:25.301									
	9	1	3:08.557	39.117	1:03.440	1:26.000	268.9	22:33.858									
	10	2	10:16.625 B	8:33.460	1:05.478	37.687	236.1	32:50.483									
	11	2	2:14.920	39.175	1:00.880	34.865	265.6	35:05.403									
	12	2	2:15.045	39.722	1:01.674	34.649	268.9	37:20.448									
	13	2	2:14.169	39.388	1:00.357	34.424	264.9	39:34.617									
	14	2	2:13.855	38.714	1:00.557	34.584	268.9	41:48.472									
	15	2	4:42.005 B	3:02.330	1:03.602	36.073	218.0	46:30.477									
	16	2	2:15.125	38.809	1:01.421	34.895	268.9	48:45.602									
	17	2	2:16.614	38.863	1:02.376	35.375	269.6	51:02.216									
	18	2	3:59.322 B	2:23.068	1:01.271	34.983	250.8	55:01.538									
19	2	3:51.384	38.888	1:46.484	1:26.012	268.2	58:52.922										
14	DKR Engineering Duqueine M30 - D08 - Nissan							LMP3	1.James WINSLOW								
	2.Alexander BUKHANTSOV																
	1	1	3:10.532	52.089	1:27.695	50.748	167.2		3:10.532								
	2	1	2:42.863	45.583	1:15.641	41.639	213.3		5:53.395								
	3	1	2:30.850	42.330	1:07.160	41.360	248.5		8:24.245								
	4	1	2:33.925	40.956	1:11.235	41.734	223.0		10:58.170								
	5	1	8:43.625 B	6:55.325	1:05.431	42.869	233.0		19:41.795								
	6	1	3:30.495	38.997	1:23.865	1:27.633	268.2		23:12.290								
	7	1	9:21.029 B	7:40.989	1:04.572	35.468	239.7		32:33.319								
	8	1	2:14.555	38.970	1:00.778	34.807	266.2		34:47.874								
	9	1	2:13.479	38.824	59.947	34.708	268.9		37:01.353								
	10	1	2:13.627	38.883	1:00.152	34.592	268.2		39:14.980								
	11	2	4:34.987 B	2:53.345	1:05.949	35.693	248.0		43:49.967								
	12	2	2:18.796	39.966	1:03.622	35.208	266.2		46:08.763								
	13	2	2:18.103	39.077	1:03.861	35.165	266.9		48:26.866								
	14	2	2:20.500	39.998	1:05.188	35.314	266.2		50:47.366								
	15	2	2:16.760	39.028	1:02.621	35.111	268.9		53:04.126								
	16	2	2:17.655	38.826	1:03.421	35.408	269.6		55:21.781								
	17	2	4:51.736	1:16.604	2:07.841	1:27.291	78.9		1:00:13.517								



Michelin Le Mans Cup

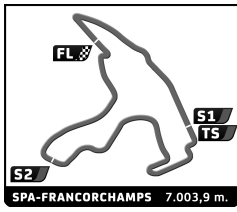
Spa-Francorchamps Round

Free Practice 1

Sector Analysis

Lap under Red Flag Invalidated Lap Personal Best Session Best B Crossing the pit lane

Lap	D	Time	Sector 1	Sector 2	Sector 3	T. Spd	Elapsed	Lap	D	Time	Sector 1	Sector 2	Sector 3	T. Spd	Elapsed
16 Rinaldi Racing 1. Steve PARROW 2. Daniel KEILWITZ Ligier JS P320 - Nissan LMP3								11 2 2:17.403 39.354 1:01.937 36.112 264.3 36:17.480							
1 1 5:36.371 3:23.201 1:29.533 43.637 147.0 5:36.371								12 2 2:20.769 39.366 1:02.364 39.039 266.2 38:38.249							
2 1 2:38.458 47.617 1:12.063 38.778 191.4 8:14.829								13 2 2:15.759 38.847 1:01.121 35.791 268.2 40:54.008							
3 1 2:25.790 42.086 1:06.009 37.695 255.6 10:40.619								14 2 2:14.188 38.868 1:00.670 34.650 267.6 43:08.196							
4 1 2:22.088 41.218 1:04.306 36.564 257.4 13:02.707								15 2 2:14.111 38.747 1:00.748 34.616 268.9 45:22.307							
5 1 2:20.995 40.746 1:04.063 36.186 259.2 15:23.702								16 2 2:12.617 B 7:35.004 1:02.348 35.265 249.1 54:34.924							
6 1 2:20.043 40.275 1:03.523 36.245 259.2 17:43.745								17 2 3:53.297 39.226 1:48.041 1:25.940 264.9 58:28.131							
7 1 2:20.894 40.109 1:03.783 37.002 261.7 20:04.639															
8 1 4:03.801 40.125 1:56.384 1:27.292 261.1 24:08.440															
9 1 9:39.177 B 7:53.466 1:07.682 38.029 229.1 33:47.617															
10 1 2:27.510 40.549 1:09.608 37.353 255.0 36:15.127															
11 1 2:26.131 42.069 1:05.319 38.743 254.4 38:41.258															
12 2 5:34.225 B 3:54.358 1:03.255 36.612 211.6 44:15.483															
13 2 2:16.448 39.339 1:02.082 35.027 264.3 46:31.931															
14 2 2:15.956 39.232 1:01.397 35.327 264.3 48:47.887															
15 2 2:22.598 39.324 1:02.115 41.159 266.2 51:10.485															
16 2 2:15.987 39.180 1:01.546 35.261 264.9 53:26.472															
17 2 2:17.685 40.334 1:01.668 35.683 258.6 55:44.157															
17 Idec Sport 1. Patrice LAFARGUE 2. Dino LUNARDI Ligier JS P320 - Nissan LMP3								11 2 2:18.002 39.045 1:02.805 36.152 264.3 35:23.928							
1 2 3:20.199 1:27.575 1:15.495 37.129 184.9 3:20.199								12 2 2:14.591 38.966 1:00.920 34.705 265.6 37:38.519							
2 2 2:21.447 40.736 1:05.251 35.460 212.9 5:41.646								13 2 2:18.135 38.798 1:03.348 35.989 267.6 39:56.654							
3 2 2:18.969 41.808 1:01.873 35.288 256.2 8:00.615								14 1 5:08.533 B 3:25.446 1:06.799 36.288 218.9 45:05.187							
4 2 2:13.677 38.668 1:00.457 34.552 264.3 10:14.292								15 1 2:22.328 40.192 1:05.799 36.337 261.7 47:27.515							
5 2 2:13.821 38.603 1:00.615 34.603 267.6 12:28.113								16 1 2:21.737 40.060 1:04.673 37.004 259.2 49:49.252							
6 2 2:17.282 39.214 1:02.946 35.122 265.6 14:45.395								17 1 2:21.864 40.244 1:05.241 36.379 261.7 52:11.116							
7 2 4:58.911 B 3:21.967 1:02.094 34.850 249.1 19:44.306								18 1 2:21.998 40.166 1:04.950 36.882 260.5 54:33.114							
8 2 3:39.193 40.056 1:33.515 1:25.622 266.2 23:23.499								19 1 3:52.292 40.103 1:45.644 1:26.545 263.0 58:25.406							
9 2 9:37.750 B 7:56.295 1:04.319 37.136 238.2 33:01.249															
10 2 2:19.002 40.553 1:02.478 35.971 259.9 35:20.251															
11 2 2:15.182 38.936 1:01.250 34.996 264.9 37:35.433															
12 2 2:16.982 39.243 1:02.971 34.768 266.9 39:52.415															
13 1 5:01.431 B 3:18.728 1:06.730 35.973 233.0 44:53.846															
14 1 2:20.683 40.390 1:04.023 36.270 261.1 47:14.529															
15 1 5:12.995 B 3:33.007 1:04.167 35.821 246.8 52:27.524															
16 1 2:19.651 40.142 1:03.665 35.844 261.7 54:47.175															
17 1 3:57.386 40.050 1:51.931 1:25.405 263.0 58:44.561															
20 Optimum Motorsport 1. Mark CRADER 2. Alex MORTIMER Duqueine M30 - D08 - Nissan LMP3								11 2 2:18.652 39.911 1:03.151 35.590 262.4 35:02.931							
1 1 4:15.085 2:16.013 1:17.275 41.797 155.2 4:15.085								10 1 2:24.470 39.341 1:09.200 35.929 264.9 37:27.401							
2 1 2:26.617 41.953 1:08.265 36.399 241.3 6:41.702								11 1 2:17.776 39.269 1:03.148 35.359 265.6 39:45.177							
3 1 2:20.628 40.240 1:04.272 36.116 265.6 9:02.330								12 1 2:17.703 39.344 1:03.027 35.332 264.3 42:02.880							
4 1 2:18.699 39.603 1:03.466 35.630 268.2 11:21.029								13 1 2:17.667 39.319 1:02.999 35.349 264.9 44:20.547							
5 1 2:19.588 40.958 1:02.675 35.955 263.0 13:40.617								14 2 4:41.993 B 3:04.286 1:02.714 34.993 244.6 49:02.540							
6 1 2:17.954 39.554 1:02.898 35.502 265.6 15:58.571								15 2 2:14.596 39.124 1:00.780 34.692 264.3 51:17.136							
7 1 2:17.858 39.587 1:02.742 35.529 267.6 18:16.429								16 2 2:20.831 38.893 1:02.598 39.340 264.9 53:37.967							
8 1 2:17.821 39.394 1:02.902 35.525 267.6 20:34.250								17 2 2:14.509 38.926 1:00.639 34.944 267.6 55:52.476							
9 1 4:45.374 1:10.088 2:08.003 1:27.283 79.2 25:19.624															
10 2 8:40.453 B 7:01.756 1:03.312 35.385 242.4 34:00.077															
23 United Autosports 1. John SCHAURMAN 2. Wayne BOYD Ligier JS P320 - Nissan LMP3								11 2 2:17.843 53.705 1:15.443 38.695 169.3 2:47.843							
1 1 5:17.030 3:05.913 1:26.750 44.367 112.6 5:17.030															
2 1 2:34.189 42.753 1:13.485 37.951 254.4 7:51.219															
3 1 2:18.794 40.019 1:03.057 35.718 260.5 10:10.013															
4 1 2:17.533 39.284 1:03.001 35.248 264.3 12:27.546															
5 1 2:20.134 39.355 1:03.059 37.720 258.6 14:47.680															
6 1 2:18.681 39.469 1:03.147 36.065 264.3 17:06.361															
7 1 2:21.202 39.366 1:03.650 38.186 268.2 19:27.563															
8 1 13:16.716 B ... 1:06.876 35.975 218.5 32:44.279															
9 1 2:18.652 39.911 1:03.151 35.590 262.4 35:02.931															
10 1 2:24.470 39.341 1:09.200 35.929 264.9 37:27.401															
11 1 2:17.776 39.269 1:03.148 35.359 265.6 39:45.177															
12 1 2:17.703 39.344 1:03.027 35.332 264.3 42:02.880															
13 1 2:17.667 39.319 1:02.999 35.349 264.9 44:20.547															
14 2 4:41.993 B 3:04.286 1:02.714 34.993 244.6 49:02.540															
15 2 2:14.596 39.124 1:00.780 34.692 264.3 51:17.136															
16 2 2:20.831 38.893 1:02.598 39.340 264.9 53:37.967															
17 2 2:14.509 38.926 1:00.639 34.944 267.6 55:52.476															
27 24-7 Motorsport 1. Andrew FERGUSON 2. Louis HAMILTON-SMITH Ligier JS P320 - Nissan LMP3															
1 2 2:47.843 53.705 1:15.443 38.695 169.3 2:47.843															



Michelin Le Mans Cup

Spa-Francorchamps Round

Free Practice 1

Sector Analysis

Lap under Red Flag Invalidated Lap Personal Best Session Best Crossing the pit lane

Lap	D	Time	Sector 1	Sector 2	Sector 3	T. Spd	Elapsed	Lap	D	Time	Sector 1	Sector 2	Sector 3	T. Spd	Elapsed
2	2	2:26.450	41.694	1:05.163	39.593	255.6	5:14.293	14	1	2:14.695	39.007	1:00.800	34.888	264.3	41:44.289
3	2	2:18.491	39.857	1:02.688	35.946	263.0	7:32.784	15	1	2:15.843	38.979	1:01.532	35.332	264.3	44:00.132
4	2	2:18.961	40.790	1:02.564	35.607	264.3	9:51.745	16	1	2:19.596	38.779	1:02.867	37.950	265.6	46:19.728
5	2	2:16.087	39.128	1:01.298	35.661	266.9	12:07.832	17	1	2:17.289	38.898	1:02.326	36.065	264.3	48:37.017
6	2	2:16.231	39.329	1:01.534	35.368	265.6	14:24.063	18	1	2:16.892	38.946	1:01.242	36.704	264.9	50:53.909
7	1	5:04.268 B	3:13.083	1:11.963	39.222	234.5	19:28.331	19	1	2:17.946	38.913	1:01.863	37.170	266.2	53:11.855
8	1	3:38.096	45.072	1:26.829	1:26.195	255.0	23:06.427	20	1	2:14.461	38.839	1:00.850	34.772	264.3	55:26.316
9	1	10:38.296 B	8:49.822	1:09.908	38.566	237.1	33:44.723								
10	1	2:23.084	41.958	1:04.647	36.479	255.0	36:07.807								
11	1	2:22.382	41.238	1:04.691	36.453	259.2	38:30.189								
12	1	2:24.929	41.591	1:05.589	37.749	256.2	40:55.118								
13	1	5:19.953 B	3:37.118	1:05.964	36.871	243.5	46:15.071								
14	1	2:24.361	41.175	1:06.521	36.665	258.0	48:39.432								
15	1	2:22.487	40.629	1:05.465	36.393	258.0	51:01.919								
16	1	2:30.350	40.829	1:07.517	42.004	259.2	53:32.269								

28 MV2S Forestier Racing
 1.Emilien CARDE
 2.Christophe CRESPE
 Ligier JS P320 - Nissan LMP3

1	2	3:35.839	1:34.331	1:21.764	39.744	143.3	3:35.839
2	2	2:37.360	42.679	1:10.766	43.915	249.1	6:13.199
3	2	2:19.074	40.075	1:02.756	36.243	261.1	8:32.273
4	2	2:18.168	39.706	1:02.367	36.095	264.3	10:50.441
5	2	2:18.625	39.708	1:03.507	35.410	257.4	13:09.066
6	2	2:16.495	39.222	1:01.961	35.312	264.3	15:25.561
7	2	4:30.840 B	2:50.900	1:03.735	36.205	244.1	19:56.401
8	2	3:54.269	39.378	1:47.368	1:27.523	262.4	23:50.670
9	1	9:30.407 B	7:41.792	1:05.433	43.182	232.5	33:21.077
10	1	2:17.574	39.490	1:01.967	36.117	259.9	35:38.651
11	1	2:16.496	39.172	1:01.816	35.508	264.3	37:55.147
12	1	2:17.972	40.210	1:02.625	35.137	260.5	40:13.119
13	1	2:14.996	39.080	1:01.138	34.778	263.6	42:28.115
14	1	2:14.841	38.936	1:00.906	34.999	264.9	44:42.956
15	1	2:18.956	39.086	1:04.096	35.774	258.0	47:01.912
16	1	2:15.396	39.028	1:01.274	35.094	264.3	49:17.308
17	1	2:15.463	39.132	1:01.400	34.931	266.2	51:32.771
18	1	2:21.355	38.959	1:05.363	37.033	264.3	53:54.126
19	1	2:52.909	39.542	1:04.596	1:08.771	262.4	56:47.035

29 MV2S Forestier Racing
 1.Louis ROUSSET
 2.Jérôme DE SADELEER
 Ligier JS P320 - Nissan LMP3

1	2	2:45.455	50.510	1:13.892	41.053	170.6	2:45.455
2	2	2:26.108	41.657	1:06.654	37.797	256.2	5:11.563
3	2	2:20.451	40.282	1:02.204	37.965	259.9	7:32.014
4	2	2:18.702	39.016	1:01.897	37.789	264.9	9:50.716
5	2	2:14.877	39.074	1:00.496	35.307	264.9	12:05.593
6	2	2:14.743	38.948	1:00.659	35.136	265.6	14:20.336
7	2	2:22.473	38.724	1:03.629	40.120	266.9	16:42.809
8	2	2:35.192	38.909	1:11.117	45.166	266.9	19:18.001
9	2	3:13.995	39.113	1:09.472	1:25.410	263.6	22:31.996
10	1	10:09.822 B	8:28.969	1:04.640	36.213	239.7	32:41.818
11	1	2:17.585	40.000	1:02.299	35.286	257.4	34:59.403
12	1	2:15.284	39.130	1:01.257	34.897	263.0	37:14.687
13	1	2:14.907	39.003	1:01.006	34.898	263.6	39:29.594

31 AF Corse
 1.Kriton LENTOUDIS
 2.Rui AGUAS
 Ligier JS P320 - Nissan LMP3

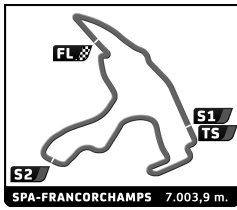
1	2	7:15.081	3:44.473	2:39.880	50.728	119.2	7:15.081
2	2	2:54.703	48.528	1:22.196	43.979	199.6	10:09.784
3	1	6:20.128 B	4:23.676	1:16.203	40.249	187.5	16:29.912
4	1	2:35.130	43.853	1:12.555	38.722	201.8	19:05.042
5	1	3:03.994	42.284	1:11.738	1:09.972	252.6	22:09.036
6	1	11:36.523 B	9:46.935	1:09.644	39.944	216.3	33:45.559
7	1	2:26.726	42.030	1:06.901	37.795	254.4	36:12.285
8	1	2:27.130	41.159	1:07.781	38.190	258.0	38:39.415
9	1	2:26.389	41.093	1:07.310	37.986	252.6	41:05.804
10	1	2:25.240	41.316	1:06.059	37.865	257.4	43:31.044
11	1	2:26.910	41.147	1:07.379	38.384	258.6	45:57.954
12	1	2:27.879	41.340	1:08.395	38.144	213.3	48:25.833
13	1	2:26.012	41.132	1:07.458	37.422	234.5	50:51.845
14	1	2:25.893	40.740	1:07.021	38.132	257.4	53:17.738
15	1	2:23.084	40.651	1:05.404	37.029	258.0	55:40.822

32 United Autosports
 1.Daniel SCHNEIDER
 2.Andrew MEYRICK
 Ligier JS P320 - Nissan LMP3

1	2	2:25.133	37.323	1:11.080	36.730	202.5	2:25.133
2	2	2:17.998	40.465	1:02.404	35.129	261.1	4:43.131
3	2	2:16.648	38.927	1:01.777	35.944	264.9	6:59.779
4	2	2:13.983	38.957	1:00.422	34.604	266.9	9:13.762
5	2	2:13.848	38.798	1:00.103	34.947	268.9	11:27.610
6	2	2:20.667	39.522	1:03.958	37.187	266.2	13:48.277
7	2	2:14.485	38.959	1:00.686	34.840	266.2	16:02.762
8	2	2:14.505	38.834	1:00.839	34.832	268.2	18:17.267
9	1	14:25.212 B	...	1:11.171	37.297	183.7	32:42.479
10	1	2:19.462	40.112	1:03.360	35.990	263.0	35:01.941
11	1	2:18.111	40.013	1:02.656	35.442	264.3	37:20.052
12	1	2:22.459	39.969	1:07.120	35.370	241.3	39:42.511
13	1	2:18.117	39.693	1:03.092	35.322	265.6	42:00.628
14	1	2:17.371	39.634	1:02.524	35.213	264.3	44:17.999
15	1	2:59.545	39.703	1:39.586	40.256	264.9	47:17.544
16	1	2:24.203	41.540	1:05.530	37.133	202.2	49:41.747

33 Team Virage
 1.Dmitry GVAZAVA
 2.Christian BOGLE
 Ligier JS P320 - Nissan LMP3

1	1	3:06.143	1:02.892	1:20.712	42.539	131.8	3:06.143
2	1	2:30.960	44.218	1:08.440	38.302	223.4	5:37.103
3	1	2:24.344	41.937	1:05.257	37.150	235.1	8:01.447
4	1	2:16.715	40.001	1:01.764	34.950	260.5	10:18.162
5	1	2:16.232	39.170	1:01.281	35.781	263.0	12:34.394
6	1	2:15.982	39.102	1:01.199	35.681	264.9	14:50.376



Michelin Le Mans Cup

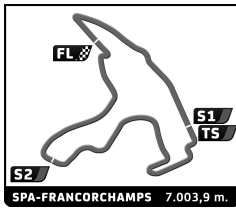
Spa-Francorchamps Round

Free Practice 1

Sector Analysis

Lap under Red Flag Invalidated Lap Personal Best Session Best Crossing the pit lane

Lap	D	Time	Sector 1	Sector 2	Sector 3	T. Spd	Elapsed	Lap	D	Time	Sector 1	Sector 2	Sector 3	T. Spd	Elapsed
7	1	2:20.019	39.203	1:02.567	38.249	263.0	17:10.395	15	1	2:21.091	39.672	1:04.648	36.771	264.3	52:11.924
8	1	2:23.644	40.219	1:02.523	40.902	261.7	19:34.039	16	1	4:39.680 B	2:24.640	1:04.096	1:10.944	249.1	56:51.604
9	1	3:40.678	47.975	1:26.973	1:25.730	249.7	23:14.717	43 Racing Spirit of Leman Ligier JS P320 - Nissan LMP3 1. Jacques WOLFF 2. Josh SKELTON							
10	2	9:33.383 B	7:52.312	1:05.374	35.697	230.1	32:48.100	1	1	2:43.104	45.735	1:17.130	40.239	162.9	2:43.104
11	2	2:16.904	39.319	1:02.221	35.364	264.3	35:05.004	2	1	2:27.415	42.411	1:07.689	37.315	240.3	5:10.519
12	2	2:18.144	40.465	1:02.348	35.331	261.1	37:23.148	3	1	2:19.335	40.117	1:02.581	36.637	260.5	7:29.854
13	2	2:16.871	39.355	1:02.349	35.167	264.9	39:40.019	4	1	2:17.208	39.519	1:02.485	35.204	264.3	9:47.062
14	2	2:16.041	39.270	1:01.598	35.173	264.9	41:56.060	5	1	2:15.979	39.157	1:01.845	34.977	264.9	12:03.041
15	2	2:15.581	39.198	1:01.209	35.174	262.4	44:11.641	6	1	2:16.003	39.072	1:01.782	35.149	266.2	14:19.044
16	2	2:17.096	39.290	1:02.387	35.419	263.0	46:28.737	7	1	2:17.539	39.031	1:01.468	37.040	266.9	16:36.583
17	2	2:18.834	39.239	1:03.355	36.240	262.4	48:47.571	8	1	2:25.556	40.329	1:06.014	39.213	262.4	19:02.139
18	2	2:16.128	39.354	1:01.534	35.240	265.6	51:03.699	44 GMB Motorsport Honda NSX GT3 GT3 1. Gustav BIRCH 2. Jens MØLLER							
19	2	2:20.502	39.422	1:04.482	36.598	254.4	53:24.201	1	2	3:13.151	1:06.515	1:21.191	45.445	150.5	3:13.151
20	2	2:16.929	39.450	1:01.744	35.735	263.6	55:41.130	2	2	2:29.458	42.502	1:08.481	38.475	246.3	5:42.609
37 CD Sport Ligier JS P320 - Nissan LMP3 1. Fabien MICHAL 2. Grégory GUILVERT								3	2	2:22.723	41.073	1:06.379	36.271	238.7	8:06.332
1	2	3:02.179	1:02.097	1:20.751	39.331	127.9	3:02.179	4	2	2:20.609	40.699	1:03.994	35.916	258.0	10:26.941
2	2	2:23.781	41.517	1:04.040	38.224	256.8	5:25.960	5	2	2:22.386	40.742	1:03.806	37.838	258.0	12:49.327
3	2	2:23.774	39.960	1:06.884	36.930	261.7	7:49.734	6	2	3:58.854 B	2:14.132	1:08.025	36.697	192.1	16:48.181
4	2	2:17.427	39.590	1:01.053	36.784	261.7	10:07.161	7	2	2:21.770	40.890	1:04.775	36.105	252.0	19:09.951
5	2	2:16.661	39.715	1:01.454	35.492	263.6	12:23.822	8	2	2:55.894	40.872	1:05.980	1:09.042	258.0	22:05.845
6	2	2:15.840	39.254	1:01.232	35.354	263.6	14:39.662	9	1	10:54.111 B	9:04.139	1:12.340	37.632	219.4	32:59.956
7	2	2:25.069	39.272	1:05.041	40.756	265.6	17:04.731	10	1	2:26.867	42.285	1:07.092	37.490	186.5	35:26.823
8	2	2:16.421	39.361	1:01.443	35.617	265.6	19:21.152	11	1	2:26.361	40.455	1:07.647	38.259	249.7	37:53.184
9	1	13:31.323 B	...	1:06.448	41.164	230.1	32:52.475	12	1	2:23.437	40.880	1:05.696	36.861	258.6	40:16.621
10	1	2:18.380	40.047	1:02.685	35.648	259.2	35:10.855	13	1	2:26.191	40.852	1:05.360	39.979	258.0	42:42.812
11	1	2:17.635	39.553	1:02.630	35.452	261.7	37:28.490	14	1	2:24.185	41.345	1:05.842	36.998	257.4	45:06.997
12	1	2:22.213	39.538	1:05.891	36.784	263.6	39:50.703	15	1	2:24.262	40.907	1:06.404	36.951	246.8	47:31.259
13	1	2:16.927	39.814	1:01.767	35.346	261.1	42:07.630	16	1	4:22.271 B	2:38.941	1:06.261	37.069	235.6	51:53.530
14	1	2:21.040	39.513	1:04.693	36.834	259.2	44:28.670	17	1	2:22.947	40.674	1:05.674	36.599	257.4	54:16.477
15	1	2:18.093	39.435	1:03.345	35.313	261.7	46:46.763	18	1	3:12.703	40.620	1:16.278	1:15.805	258.6	57:29.180
16	1	2:42.565 B	2:01.741	1:05.449	36.375	238.2	50:30.328	53 RLR MSport Ligier JS P320 - Nissan LMP3 1. Horst FELBERMAYR JR 2. Simon BUTLER							
17	1	2:17.832	39.623	1:02.474	35.735	260.5	52:48.160	1	1	3:28.024	1:31.395	1:18.049	38.580	161.7	3:28.024
18	1	2:17.174	39.510	1:02.287	35.377	260.5	55:05.334	2	1	2:32.682	42.354	1:14.456	35.872	178.8	6:00.706
19	1	4:21.502	48.411	2:06.766	1:26.325	80.0	59:26.836	3	1	3:07.639	40.471	1:50.703	36.465	259.9	9:08.345
40 GRAFF Racing Ligier JS P320 - Nissan LMP3 1. Luis SANJUAN 2. David DROUX								4	1	2:18.706	39.956	1:03.100	35.650	263.0	11:27.051
1	2	2:49.250	59.971	1:11.383	37.896	172.3	2:49.250	5	1	2:23.984	40.261	1:04.853	38.870	223.4	13:51.035
2	2	2:33.158	41.064	1:06.798	45.296	243.5	5:22.408	6	1	2:18.914	39.720	1:03.282	35.912	263.0	16:09.949
3	2	2:19.394	38.963	1:01.002	39.429	263.6	7:41.802	7	1	2:18.035	39.695	1:02.607	35.733	262.4	18:27.984
4	2	2:18.597	39.004	1:00.715	38.878	264.3	10:00.399	8	1	2:18.566	39.543	1:03.359	35.664	264.9	20:46.550
5	2	2:13.606	39.003	59.792	34.811	264.9	12:14.005	9	1	5:05.787	1:30.783	2:07.859	1:27.145	79.6	25:52.337
6	2	4:47.707 B	3:02.427	1:01.147	44.133	249.7	17:01.712	10	2	8:22.476 B	6:30.868	1:11.680	39.928	182.7	34:14.813
7	2	2:14.322	38.945	1:00.153	35.224	266.2	19:16.034	11	2	2:27.657	42.956	1:07.865	36.836	245.7	36:42.470
8	1	16:33.768 B	...	1:06.541	37.114	237.6	35:49.802	12	2	2:25.052	41.653	1:06.321	37.078	257.4	39:07.522
9	1	2:20.865	40.135	1:04.827	35.903	261.7	38:10.667	13	2	2:24.501	41.073	1:06.788	36.640	260.5	41:32.023
10	1	2:19.899	40.181	1:04.220	35.498	259.9	40:30.566	14	2	2:25.035	41.244	1:07.172	36.619	258.6	43:57.058
11	1	2:19.265	39.533	1:03.300	36.432	266.9	42:49.831	15	2	2:24.397	40.899	1:06.464	37.034	260.5	46:21.455
12	1	2:18.174	39.548	1:02.769	35.857	264.9	45:08.005	16	2	2:27.747	41.136	1:07.015	39.596	214.2	48:49.202
13	1	2:21.956	39.792	1:03.699	38.465	259.9	47:29.961								
14	1	2:20.872	39.305	1:05.288	36.279	266.9	49:50.833								



Michelin Le Mans Cup

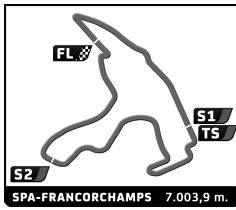
Spa-Francorchamps Round

Free Practice 1

Sector Analysis

Lap under Red Flag Invalidated Lap Personal Best Session Best B Crossing the pit lane

Lap	D	Time	Sector 1	Sector 2	Sector 3	T. Spd	Elapsed	Lap	D	Time	Sector 1	Sector 2	Sector 3	T. Spd	Elapsed							
17	2	2:23.660	40.549	1:06.147	36.964	261.7	51:12.862	10	1	2:29.143	42.603	1:08.071	38.469	244.1	37:52.993							
18	2	2:26.685	40.688	1:08.738	37.259	256.2	53:39.547	11	1	2:30.054	42.741	1:09.714	37.599	244.6	40:23.047							
19	2	2:28.945	40.664	1:06.349	41.932	249.7	56:08.492	12	1	2:28.448	42.604	1:07.454	38.393	252.0	42:51.495							
55 GMB Motorsport Honda NSX GT3 1.Kasper H. JENSEN 2.Kristian POULSEN								13								1	2:27.559	42.212	1:07.681	37.666	255.0	45:19.054
1	1	3:38.051	1:35.490	1:20.955	41.606	147.8	3:38.051	14	2	4:38.606 B	2:49.972	1:08.827	39.807	119.1	49:57.660							
2	1	2:29.731	42.501	1:09.022	38.208	249.7	6:07.782	15	2	2:22.477	40.923	1:04.907	36.647	255.6	52:20.137							
3	1	2:21.576	40.388	1:05.176	36.012	260.5	8:29.358	16	2	2:22.154	40.776	1:04.728	36.650	254.4	54:42.291							
4	1	2:20.207	40.220	1:04.073	35.914	258.6	10:49.565	17	2	3:53.517	40.896	1:43.163	1:29.458	257.4	58:35.808							
5	1	2:21.719	40.344	1:05.350	36.025	257.4	13:11.284	69 COOL Racing Ligier JS P320 - Nissan 1.Maurice SMITH LMP3 2.Malthe JAKOBSEN														
6	1	2:20.651	40.475	1:04.054	36.122	259.2	15:31.935	1	1	3:00.837	1:05.856	1:16.621	38.360	156.8	3:00.837							
7	1	2:20.218	40.188	1:04.057	35.973	259.9	17:52.153	2	1	2:23.263	41.279	1:05.263	36.721	258.0	5:24.100							
8	1	15:18.021 B	...	1:08.082	39.912	206.8	33:10.174	3	1	2:21.476	40.014	1:06.519	34.943	266.9	7:45.576							
9	1	2:24.976	40.435	1:05.291	39.250	261.1	35:35.150	4	1	2:16.936	38.896	1:02.077	35.963	266.9	10:02.512							
10	1	2:21.910	40.588	1:05.171	36.151	259.9	37:57.060	5	1	2:15.546	38.666	1:01.974	34.906	269.6	12:18.058							
11	1	2:24.279	40.302	1:07.492	36.485	261.1	40:21.339	6	1	2:19.259	39.655	1:01.741	37.863	264.9	14:37.317							
12	2	9:30.293 B	7:39.782	1:10.540	39.971	230.1	49:51.632	7	1	2:25.229	39.622	1:02.188	43.419	266.9	17:02.546							
13	2	2:25.505	41.759	1:06.718	37.028	255.6	52:17.137	8	1	2:15.995	38.757	1:02.231	35.007	270.2	19:18.541							
14	2	2:24.794	41.095	1:06.695	37.004	258.0	54:41.931	9	1	3:11.938	38.960	1:07.949	1:25.029	270.2	22:30.479							
15	2	3:56.099	42.113	1:44.672	1:29.314	259.2	58:38.030	72 Team Virage Ligier JS P320 - Nissan 1.Thomas PADOVANI LMP3 2.Alessandro BRACALENTE														
57 GRAFF Racing Ligier JS P320 - Nissan 1.Stephan RUPP LMP3 2.Ryan HARPER-ELLAM								1	1	3:10.033	1:05.153	1:21.075	43.805	147.0	3:10.033							
1	2	2:42.133	49.750	1:13.667	38.716	195.2	2:42.133	2	1	2:29.195	42.934	1:08.174	38.087	251.4	5:39.228							
2	2	2:20.379	41.301	1:03.527	35.551	253.8	5:02.512	3	1	2:23.759	41.303	1:05.128	37.928	260.5	8:02.987							
3	2	2:13.841	39.181	1:00.054	34.606	260.5	7:16.353	4	1	2:20.269	40.146	1:04.266	35.857	261.7	10:23.256							
4	2	2:13.551	39.043	59.444	35.064	264.9	9:29.904	5	1	2:19.107	39.982	1:03.168	35.957	261.7	12:42.363							
5	2	2:13.008	38.733	59.764	34.511	265.6	11:42.912	6	1	2:19.050	40.105	1:02.870	36.075	261.1	15:01.413							
6	2	2:12.601	38.841	59.264	34.496	264.9	13:55.513	7	1	2:21.994	41.296	1:03.597	37.101	261.7	17:23.407							
7	2	2:15.197	38.808	1:01.427	34.962	264.3	16:10.710	8	1	2:24.149	40.314	1:06.350	37.485	252.0	19:47.556							
8	1	4:54.633 B	3:12.898	1:04.831	36.904	243.5	21:05.343	9	2	12:49.779 B	...	1:06.858	35.749	229.6	32:37.335							
9	1	11:51.921 B	...	1:10.192	36.210	235.6	32:57.264	10	2	2:19.050	39.541	1:03.440	36.069	264.9	34:56.385							
10	1	3:02.872	39.884	1:04.151	1:18.837	261.1	36:00.136	11	2	2:15.382	39.018	1:01.572	34.792	266.2	37:11.767							
11	1	5:25.399 B	3:24.256	1:18.187	42.956	175.3	41:25.535	12	2	7:39.166 B	5:59.946	1:03.827	35.393	241.9	44:50.933							
12	1	2:39.924	45.200	1:14.348	40.376	215.4	44:05.459	13	2	2:17.029	39.253	1:02.266	35.510	264.3	47:07.962							
13	1	2:31.326	43.001	1:10.457	37.868	254.4	46:36.785	14	2	2:20.911	39.146	1:02.256	39.509	264.3	49:28.873							
14	1	2:29.142	41.791	1:09.786	37.565	220.2	49:05.927	15	2	2:15.297	39.070	1:01.137	35.090	264.9	51:44.170							
15	1	2:22.408	40.715	1:05.442	36.251	259.2	51:28.335	16	2	2:15.724	39.042	1:01.675	35.007	264.9	53:59.894							
16	1	2:24.476	40.136	1:07.468	36.872	259.9	53:52.811	73 TS Corse Duqueine M30 - D08 - Nissan 1.Pietro PECCENINI LMP3 2.Kai ASKEY														
17	1	2:27.706	40.048	1:04.674	42.984	258.0	56:20.517	1	1	3:30.004	1:20.701	1:26.146	43.157	135.6	3:30.004							
61 AF Corse Ferrari 488 GT3 1.Gino FORGIONE 2.Andrea MONTERMINI								2	1	2:34.522	44.177	1:13.573	36.772	205.2	6:04.526							
1	1	6:16.339	4:09.433	1:24.700	42.206	162.9	6:16.339	3	1	2:18.620	39.979	1:03.331	35.310	265.6	8:23.146							
2	1	2:35.560	45.365	1:11.329	38.866	225.8	8:51.899	4	1	2:16.222	39.181	1:02.055	34.986	271.6	10:39.368							
3	1	2:28.507	42.806	1:07.826	37.875	251.4	11:20.406	5	1	2:16.291	39.091	1:01.787	35.413	270.2	12:55.659							
4	1	2:31.808	43.192	1:08.463	40.153	253.2	13:52.214	6	1	2:17.933	39.881	1:02.611	35.441	259.2	15:13.592							
5	1	2:41.561	42.502	1:15.280	43.779	207.2	16:33.775	7	1	2:16.789	39.280	1:02.327	35.182	264.9	17:30.381							
6	1	2:32.084	43.461	1:09.437	39.186	237.1	19:05.859	8	1	2:16.484	38.764	1:02.339	35.381	272.3	19:46.865							
7	1	3:01.299	1:09.270	...	22:07.158	9	1	3:41.122	39.524	1:34.671	1:26.927	264.9	23:27.987							
8	1	10:46.991 B	8:55.408	1:12.171	39.412	208.8	32:54.149	10	2	9:38.974 B	7:53.398	1:07.732	37.844	201.8	33:06.961							
9	1	2:29.701	43.660	1:07.908	38.133	225.8	35:23.850	11	2	2:19.452	40.132	1:03.090	36.230	263.6	35:26.413							



Michelin Le Mans Cup

Spa-Francorchamps Round

Free Practice 1

Sector Analysis

Lap under Red Flag Invalidated Lap ■ Personal Best ■ Session Best **B** Crossing the pit lane

Lap	D	Time	Sector 1	Sector 2	Sector 3	T. Spd	Elapsed	Lap	D	Time	Sector 1	Sector 2	Sector 3	T. Spd	Elapsed
76 Reiter Engineering <small>Ligier JS P320 - Nissan LMP3</small> 1. Freddie HUNT 2. Mads SILJHAUG															
1	1	2:32.295	41.284	1:11.669	39.342	208.0	2:32.295								
2	1	2:22.396	41.955	1:04.388	36.053	250.3	4:54.691								
3	1	2:15.911	39.370	1:01.212	35.329	263.6	7:10.602								
4	1	2:15.858	38.714	1:01.888	35.256	268.2	9:26.460								
5	1	2:14.209	38.619	1:00.889	34.701	268.9	11:40.669								
6	2	4:03.954 B	2:25.444	1:03.055	35.455	242.4	15:44.623								
7	2	2:16.124	40.069	1:01.289	34.766	264.3	18:00.747								
8	2	2:14.075	38.853	1:00.490	34.732	266.9	20:14.822								
9	2	4:05.440	38.823	2:01.440	1:25.177	266.9	24:20.262								
10	2	8:49.373 B	7:07.403	1:02.886	39.084	239.2	33:09.635								
11	2	2:22.803	39.438	1:01.735	41.630	264.3	35:32.438								
12	2	2:18.336	38.839	1:04.114	35.383	268.2	37:50.774								
13	2	2:14.480	38.986	1:00.808	34.686	266.2	40:05.254								
14	2	2:15.878	38.791	1:02.168	34.919	267.6	42:21.132								
15	2	2:14.626	38.600	1:01.153	34.873	267.6	44:35.758								
16	1	4:05.323 B	2:26.243	1:03.202	35.878	248.5	48:41.081								
17	1	2:18.239	39.006	1:02.976	36.257	269.6	50:59.320								
18	1	3:15.834	38.906	2:00.345	36.583	268.9	54:15.154								
88 GMB Motorsport <small>Honda NSX GT3</small> 1. Jan MAGNUSSEN 2. Lars Engelbrecht PEDERSE															
1	1	4:02.326	2:02.103	1:19.637	40.586	184.0	4:02.326								
2	1	2:27.987	42.583	1:08.470	36.934	241.9	6:30.313								
3	1	2:21.616	40.880	1:04.501	36.235	257.4	8:51.929								
4	1	2:20.162	40.826	1:03.455	35.881	256.8	11:12.091								
5	1	2:18.708	40.035	1:03.004	35.669	258.6	13:30.799								
6	1	19:58.149 B	...	1:08.285	36.535	191.1	33:28.948								
7	1	2:22.794	40.929	1:04.633	37.232	257.4	35:51.742								
8	1	2:20.866	40.664	1:04.091	36.111	259.2	38:12.608								
9	2	5:16.196 B	3:25.492	1:12.585	36.119	231.0	43:28.804								
10	2	2:27.918	41.760	1:08.696	37.462	256.2	45:56.722								
11	2	2:29.494	41.320	1:09.307	38.867	252.0	48:26.216								
12	2	2:28.839	42.059	1:08.611	38.169	256.8	50:55.055								
13	2	2:29.739	41.485	1:09.821	38.433	255.6	53:24.794								
14	2	2:30.892	42.507	1:09.142	38.743	252.0	55:55.186								
99 Bullitt Racing <small>Aston Martin Vantage GT3</small> 1. Stephen PATRICK 2. Valentin HASSE-CLOT															
1	1	4:34.132	2:32.916	1:19.683	41.533	125.6	4:34.132								
2	1	2:28.565	44.188	1:06.965	37.412	240.3	7:02.697								
3	1	2:19.487	40.289	1:03.720	35.478	260.5	9:22.184								
4	1	2:17.792	39.437	1:02.965	35.390	264.9	11:39.976								
5	1	4:50.914 B	3:03.423	1:08.466	39.025	230.6	16:30.890								
6	1	2:27.143	42.140	1:07.943	37.060	254.4	18:58.033								
77 Team Thor <small>Ligier JS P320 - Nissan LMP3</small> 1. Audunn GUDMUNDSSON 2. Michael MARKUSSEN															
1	2	2:50.650	56.103	1:16.144	38.403	173.7	2:50.650								
2	2	2:24.788	40.887	1:05.890	38.011	258.6	5:15.438								
3	2	2:17.480	39.674	1:02.055	35.751	264.9	7:32.918								
4	2	2:22.633	38.945	1:01.558	42.130	268.2	9:55.551								
5	2	2:14.156	38.852	1:00.537	34.767	267.6	12:09.707								
6	2	2:14.712	38.729	1:00.732	35.251	268.9	14:24.419								
7	2	6:19.419 B	4:41.787	1:02.687	34.945	242.4	20:43.838								
8	2	4:58.548	1:25.681	2:07.657	1:25.210	79.7	25:42.386								
9	1	7:41.569 B	6:01.273	1:04.637	35.659	235.1	33:23.955								
10	1	2:17.562	39.933	1:01.984	35.645	261.1	35:41.517								
11	1	2:16.925	39.718	1:01.967	35.240	261.7	37:58.442								
12	1	2:20.769	39.791	1:05.595	35.383	265.6	40:19.211								
13	1	2:22.551	39.662	1:04.747	38.142	266.2	42:41.762								
14	1	2:18.014	39.651	1:02.648	35.715	264.3	44:59.776								
15	1	2:19.339	39.897	1:03.797	35.645	263.0	47:19.115								
16	1	2:17.236	39.511	1:02.567	35.158	263.0	49:36.351								
17	1	2:28.136	39.525	1:03.118	45.493	266.2	52:04.487								
18	1	2:17.067	39.380	1:02.421	35.266	264.9	54:21.554								
19	1	3:39.025	39.238	1:34.752	1:25.035	267.6	58:00.579								