

Michelin Le Mans Cup

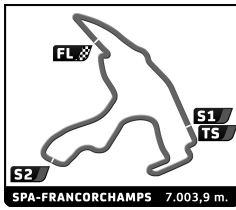
Spa-Francorchamps Round

Bronze Driver Collective Test

Sector Analysis

Lap under Red Flag Invalidated Lap Personal Best Session Best Crossing the pit lane

Lap	D	Time	Sector 1	Sector 2	Sector 3	T. Spd	Elapsed	Lap	D	Time	Sector 1	Sector 2	Sector 3	T. Spd	Elapsed
2	United Autosports 1.Shaun LYNN 2.Max LYNN							Ligier JS P320 - Nissan LMP3							
	1	1	3:08.356	1:09.818	1:16.787	41.751	155.9	3:08.356							
	2	1	2:28.677	43.952	1:06.832	37.893	237.6	5:37.033							
	3	1	2:23.595	41.083	1:04.635	37.877	258.0	8:00.628							
	4	1	2:21.222	40.506	1:03.837	36.879	260.5	10:21.850							
	5	1	5:24.089 B	3:28.258	1:14.988	40.843	199.9	15:45.939							
	6	1	2:26.531	42.480	1:05.547	38.504	239.2	18:12.470							
	7	1	2:45.994	41.382	1:04.309	1:00.303	259.9	20:58.464							
3	DKR Engineering 1.Jon BROWNSON 2.Laurents HERR							Duqueine M30 - D08 - Nissan LMP3							
	1	1	2:44.346	44.169	1:19.250	40.927	163.4	2:44.346							
	2	1	2:29.529	44.302	1:08.330	36.897	233.0	5:13.875							
	3	1	2:20.026	40.344	1:04.150	35.532	263.0	7:33.901							
	4	1	2:17.461	39.770	1:02.523	35.168	264.3	9:51.362							
	5	1	2:19.163	39.899	1:03.465	35.799	245.7	12:10.525							
	6	1	2:16.987	39.185	1:02.481	35.321	267.6	14:27.512							
4	Nielsen Racing 1.John MELSOM 2.Matthew BELL							Duqueine M30 - D08 - Nissan LMP3							
	1	1	4:17.524	2:07.419	1:25.761	44.344	146.2	4:17.524							
	2	1	2:35.268	45.916	1:09.999	39.353	204.5	6:52.792							
	3	1	2:23.552	41.543	1:05.500	36.590	249.7	9:16.344							
	4	1	2:22.353	40.724	1:05.739	35.809	256.8	11:38.697							
	5	1	2:17.620	39.254	1:02.027	36.339	267.6	13:56.317							
	6	1	2:17.068	39.246	1:02.449	35.373	268.2	16:13.385							
	7	1	2:18.847	39.332	1:02.208	37.307	268.2	18:32.232							
6	ANS Motorsport 1.Jonathan BROSSARD 2.Nicolas SCHATZ							Ligier JS P320 - Nissan LMP3							
	1	1	2:45.317	49.717	1:15.465	40.135	215.0	2:45.317							
	2	1	2:31.132	43.894	1:08.435	38.803	217.6	5:16.449							
	3	1	2:25.098	39.847	1:02.892	42.359	262.4	7:41.547							
	4	1	2:18.012	39.443	1:03.205	35.364	266.2	9:59.559							
	5	1	2:17.073	39.146	1:02.579	35.348	265.6	12:16.632							
	6	1	2:16.035	39.030	1:01.899	35.106	266.2	14:32.667							
	7	1	2:33.612	38.945	1:10.704	43.963	268.2	17:06.279							
7	Nielsen Racing 1.Anthony WELLS 2.Colin NOBLE							Ligier JS P320 - Nissan LMP3							
	1	1	2:55.877	59.289	1:12.075	44.513	183.4	2:55.877							
	2	1	2:27.388	41.499	1:06.089	39.800	250.3	5:23.265							
	3	1	2:17.033	39.451	1:01.942	35.640	264.9	7:40.298							
	4	1	2:15.778	39.169	1:01.640	34.969	265.6	9:56.076							
	5	1	2:18.515	38.885	1:02.017	37.613	268.2	12:14.591							
	6	1	2:16.075	38.818	1:02.141	35.116	268.2	14:30.666							
	7	1	2:23.179	38.734	1:07.737	36.708	270.9	16:53.845							
	8	1	2:16.624	38.743	1:02.215	35.666	267.6	19:10.469							
9	1	3:53.704	38.832	1:49.435	1:25.437	268.9	23:04.173								
9	AT Racing Team 1.Alexander TALKANITSA 2.Alexander TALKAJR							Ligier JS P320 - Nissan LMP3							
	1	1	4:14.305	2:21.020	1:13.190	40.095	176.2	4:14.305							
	2	1	2:22.510	41.853	1:04.407	36.250	252.6	6:36.815							
	3	1	2:18.692	40.229	1:02.198	36.265	262.4	8:55.507							
	4	1	2:16.934	39.533	1:02.485	34.916	265.6	11:12.441							
	5	1	2:15.667	38.729	1:01.876	35.062	268.9	13:28.108							
	6	1	2:20.237	38.809	1:04.721	36.707	269.6	15:48.345							
	7	1	2:19.362	39.526	1:02.644	37.192	263.0	18:07.707							
10	Racing Spirit of Leman 1.Alexander MATTSCHULL 2.Tom DILLMANN							Ligier JS P320 - Nissan LMP3							
	1	1	2:35.854	46.331	1:11.953	37.570	206.0	2:35.854							
	2	1	2:18.323	40.292	1:02.603	35.428	263.0	4:54.177							
	3	1	2:13.970	38.831	1:00.457	34.682	267.6	7:08.147							
	4	1	2:14.592	38.630	1:00.842	35.120	268.2	9:22.739							
	5	1	2:24.820	38.768	1:02.960	43.092	270.2	11:47.559							
	6	1	2:13.994	38.701	1:00.586	34.707	268.9	14:01.553							
	7	1	2:25.741	43.784	1:06.414	35.543	206.4	16:27.294							
	8	1	2:14.035	38.671	1:00.591	34.773	268.9	18:41.329							
11	WTM Racing 1.Torsten KRATZ 2.Leonard WEISS							Duqueine M30 - D08 - Nissan LMP3							
	1	1	4:33.107	2:46.993	1:09.026	37.088	223.4	4:33.107							
	2	1	2:19.373	40.384	1:03.170	35.819	263.6	6:52.480							
	3	1	2:16.549	39.105	1:02.172	35.272	270.2	9:09.029							
	4	1	2:14.082	38.660	1:00.989	34.433	271.6	11:23.111							
	5	1	2:13.812	38.449	1:00.742	34.621	272.9	13:36.923							
	6	1	2:13.594	38.344	1:00.678	34.572	272.3	15:50.517							
13	Haegeli by T2 Racing 1.Pieder DECURTINS 2.Marc BASSENG							Duqueine M30 - D08 - Nissan LMP3							
	1	1	2:47.345	57.257	1:11.396	38.692	163.7	2:47.345							
	2	1	2:22.879	41.344	1:04.946	36.589	255.6	5:10.224							
	3	1	2:15.936	39.116	1:01.367	35.453	268.2	7:26.160							
	4	1	2:23.995	38.899	1:01.171	43.925	269.6	9:50.155							
	5	1	2:15.556	39.393	1:01.217	34.946	268.2	12:05.711							
	6	1	2:18.945	38.677	1:01.310	38.958	270.2	14:24.656							
14	DKR Engineering 1.James WINSLOW 2.Alexander BUKHANTSOV							Duqueine M30 - D08 - Nissan LMP3							
	1	2	2:43.060	43.433	1:19.044	40.583	172.8	2:43.060							
	2	2	2:30.156	44.734	1:08.268	37.154	250.8	5:13.216							
	3	2	2:20.097	40.278	1:04.345	35.474	263.6	7:33.313							
	4	2	2:17.301	39.367	1:02.798	35.136	265.6	9:50.614							
	5	2	2:18.244	39.609	1:03.566	35.069	268.2	12:08.858							
	6	2	2:16.779	38.746	1:02.079	35.954	270.2	14:25.637							
	7	2	2:18.636	39.700	1:03.852	35.084	268.2	16:44.273							



Michelin Le Mans Cup


Spa-Francorchamps Round

Bronze Driver Collective Test

Sector Analysis

Lap under Red Flag Invalidated Lap Personal Best Session Best Crossing the pit lane

Lap	D	Time	Sector 1	Sector 2	Sector 3	T. Spd	Elapsed	Lap	D	Time	Sector 1	Sector 2	Sector 3	T. Spd	Elapsed								
8	2	2:16.040	38.742	1:02.246	35.052	268.2	19:00.313	4	1	2:17.209	39.004	1:03.265	34.940	266.2	11:02.077								
9	2	3:41.918	38.886	1:36.156	1:26.876	270.9	22:42.231	5	1	2:18.815	38.968	1:03.598	36.249	267.6	13:20.892								
16 Rinaldi Racing Ligier JS P320 - Nissan 1. Steve PARROW LMP3 2. Daniel KEILWITZ								6 1 2:16.581 39.033 1:02.456 35.092 259.9 15:37.473															
1 1 4:34.522 2:38.583 1:14.163 41.776 177.3 4:34.522 2 1 2:26.512 43.054 1:06.148 37.310 250.3 7:01.034 3 1 2:23.069 40.993 1:05.274 36.802 258.0 9:24.103 4 1 2:27.700 40.625 1:06.181 40.894 236.1 11:51.803 5 1 2:33.587 41.234 1:11.144 41.209 221.1 14:25.390 6 1 3:03.001 B 1:15.172 1:11.254 36.575 232.0 17:28.391 7 1 2:20.311 40.338 1:04.060 35.913 260.5 19:48.702 8 1 4:52.247 1:18.592 2:06.584 1:27.071 80.2 24:40.949								7 1 2:26.153 38.964 1:03.478 43.711 267.6 18:03.626															
17 Idec Sport Ligier JS P320 - Nissan 1. Patrice LAFARGUE LMP3 2. Dino LUNARDI								8 1 2:21.663 39.032 1:02.463 40.168 264.3 20:25.289															
1 1 3:07.473 1:06.424 1:19.443 41.606 152.4 3:07.473 2 1 3:51.774 B 2:03.294 1:10.654 37.826 204.8 6:59.247 3 1 2:21.560 41.075 1:04.326 36.159 258.6 9:20.807 4 1 2:19.038 40.157 1:03.129 35.752 261.7 11:39.845 5 1 2:17.349 39.671 1:02.253 35.425 263.6 13:57.194 6 1 2:18.074 39.946 1:02.692 35.436 233.5 16:15.268 7 1 2:18.427 39.456 1:02.444 36.527 266.2 18:33.695 8 1 3:10.666 40.220 1:04.778 1:25.668 261.7 21:44.361								27 24-7 Motorsport Ligier JS P320 - Nissan 1. Andrew FERGUSON LMP3 2. Louis HAMILTON-SMITH															
20 Optimum Motorsport Duqueine M30 - D08 - Nissan 1. Mark CRADER LMP3 2. Alex MORTIMER								1 1 3:04.963 1:05.289 1:17.897 41.777 138.2 3:04.963 2 1 2:27.622 42.981 1:06.727 37.914 253.2 5:32.585 3 1 2:22.949 41.964 1:04.124 36.861 256.8 7:55.534 4 1 2:20.631 40.962 1:03.584 36.085 259.9 10:16.165 5 1 2:22.115 40.574 1:05.499 36.042 234.5 12:38.280 6 1 2:20.483 40.299 1:04.225 35.959 261.7 14:58.763 7 1 2:39.315 40.627 1:14.691 43.997 258.0 17:38.078 8 1 2:21.159 40.758 1:04.470 35.931 259.2 19:59.237								28 MV2S Forestier Racing Ligier JS P320 - Nissan 1. Emilien CARDE LMP3 2. Christophe CRESP							
1 1 2:43.376 45.980 1:17.719 39.677 158.9 2:43.376 2 1 2:20.735 41.441 1:03.553 35.741 262.4 5:04.111 3 1 2:16.918 39.613 1:02.110 35.195 268.2 7:21.029 4 1 2:17.972 39.674 1:02.648 35.650 265.6 9:39.001 5 1 2:18.220 39.359 1:03.083 35.778 235.6 11:57.221 6 1 2:25.849 39.289 1:07.947 38.613 269.6 14:23.070 7 1 2:17.259 39.876 1:02.042 35.341 268.9 16:40.329 8 1 2:18.364 39.326 1:03.118 35.920 267.6 18:58.693 9 1 3:11.314 39.274 1:22.475 1:09.565 268.9 22:10.007								1 2 4:12.001 2:13.089 1:16.443 42.469 172.0 4:12.001 2 2 2:21.238 40.722 1:05.010 35.506 257.4 6:33.239 3 2 2:21.553 39.162 1:04.559 37.832 264.9 8:54.792 4 2 2:16.410 39.557 1:01.748 35.105 264.3 11:11.202 5 2 2:16.009 38.863 1:01.750 35.396 265.6 13:27.211 6 2 2:18.434 38.855 1:03.703 35.876 267.6 15:45.645 7 2 2:20.169 38.970 1:05.005 36.194 266.9 18:05.814 8 2 2:20.963 39.097 1:02.628 39.238 265.6 20:26.777								29 MV2S Forestier Racing Ligier JS P320 - Nissan 1. Louis ROUSSET LMP3 2. Jérôme DE SADELEER							
22 United Autosports Ligier JS P320 - Nissan 1. Andres LATORRE CANON LMP3 2. Garnet PATTERSON								1 2 2:39.456 49.043 1:11.876 38.537 224.3 2:39.456 2 2 2:19.891 39.945 1:02.298 37.648 261.7 4:59.347 3 2 2:14.313 38.959 1:00.477 34.877 265.6 7:13.660 4 2 2:13.726 38.754 59.976 34.996 266.2 9:27.386 5 2 2:22.688 38.835 1:03.209 40.644 267.6 11:50.074 6 2 2:19.078 38.900 1:04.031 36.147 266.9 14:09.152 7 2 2:14.738 38.795 1:00.853 35.090 267.6 16:23.890 8 2 2:14.737 38.822 1:00.826 35.089 266.2 18:38.627 9 2 3:14.655 38.799 1:10.504 1:25.352 268.2 21:53.282								31 AF Corse Ligier JS P320 - Nissan 1. Kriton LENTOUDIS LMP3 2. Rui AGUAS							
23 United Autosports Ligier JS P320 - Nissan 1. John SCHAUERMAN LMP3 2. Wayne BOYD								1 1 5:42.626 3:29.518 1:28.690 44.418 143.9 5:42.626 2 1 2:29.693 43.550 1:08.777 37.366 251.4 8:12.319 3 1 2:22.339 40.719 1:05.476 36.144 258.0 10:34.658 4 1 2:20.263 40.411 1:03.859 35.993 260.5 12:54.921 5 1 2:19.909 39.983 1:04.079 35.847 261.1 15:14.830 6 1 2:28.654 41.842 1:08.422 38.390 218.0 17:43.484 7 1 2:28.238 42.395 1:06.263 39.580 262.4 20:11.722								32 United Autosports Ligier JS P320 - Nissan 1. Daniel SCHNEIDER LMP3 2. Andrew MEYRICK							
1 1 3:59.917 1:54.967 1:20.797 44.153 163.7 3:59.917 2 1 2:28.019 41.948 1:09.931 36.140 255.0 6:27.936 3 1 2:16.932 39.457 1:02.383 35.092 264.9 8:44.868								1 1 3:14.544 1:17.281 1:16.110 41.153 160.3 3:14.544															



Michelin Le Mans Cup

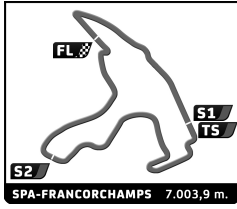
Spa-Francorchamps Round

Bronze Driver Collective Test

Sector Analysis

Lap under Red Flag Invalidated Lap Personal Best Session Best Crossing the pit lane

Lap	D	Time	Sector 1	Sector 2	Sector 3	T. Spd	Elapsed	Lap	D	Time	Sector 1	Sector 2	Sector 3	T. Spd	Elapsed
33 Team Virage Ligier JS P320 - Nissan LMP3 1. Dmitry GVAZAVA 2. Christian BOGLE															
1	1	4:23.056	2:30.500	1:11.838	40.718	188.5	4:23.056								
2	1	2:28.492	42.545	1:08.416	37.531	201.8	6:51.548								
3	1	2:22.131	40.504	1:05.336	36.291	235.6	9:13.679								
4	1	2:19.763	40.633	1:03.282	35.848	259.2	11:33.442								
5	1	2:17.293	39.459	1:02.610	35.224	263.6	13:50.735								
6	1	2:16.936	39.409	1:02.408	35.119	264.3	16:07.671								
7	1	2:20.836	40.092	1:03.648	37.096	258.6	18:28.507								
8	1	2:55.380	39.431	1:03.057	1:12.892	263.6	21:23.887								
37 CD Sport Ligier JS P320 - Nissan LMP3 1. Fabien MICHAL 2. Grégory GUILVERT															
1	1	2:39.826	42.116	1:17.794	39.916	157.3	2:39.826								
2	1	2:22.892	42.195	1:04.716	35.981	253.2	5:02.718								
3	1	2:16.307	39.776	1:01.379	35.152	260.5	7:19.025								
4	1	2:15.951	39.378	1:01.303	35.270	262.4	9:34.976								
5	1	2:16.552	39.308	1:01.266	35.978	263.6	11:51.528								
6	1	2:19.721	40.835	1:02.641	36.245	256.8	14:11.249								
7	1	2:18.532	39.399	1:01.874	37.259	263.0	16:29.781								
8	1	2:16.365	39.199	1:01.825	35.341	263.6	18:46.146								
9	1	3:21.759	39.443	1:17.189	1:25.127	263.0	22:07.905								
40 GRAFF Racing Ligier JS P320 - Nissan LMP3 1. Luis SANJUAN 2. David DROUX															
1	1	3:17.445	1:18.836	1:17.986	40.623	175.6	3:17.445								
2	1	2:29.132	42.149	1:07.399	39.584	236.6	5:46.577								
3	1	2:19.328	39.951	1:03.878	35.499	229.6	8:05.905								
4	1	2:16.190	39.213	1:01.709	35.268	265.6	10:22.095								
5	1	2:20.420	39.121	1:02.211	39.088	268.9	12:42.515								
6	1	2:16.815	39.032	1:02.636	35.147	268.2	14:59.330								
7	1	2:25.198	40.389	1:09.476	35.333	253.2	17:24.528								
8	1	2:15.699	38.895	1:01.639	35.165	266.2	19:40.227								
9	1	4:27.701	53.413	2:07.273	1:27.015	80.0	24:07.928								
43 Racing Spirit of Lemans Ligier JS P320 - Nissan LMP3 1. Jacques WOLFF 2. Josh SKELTON															
1	1	2:44.459	47.357	1:17.131	39.971	181.2	2:44.459								
2	1	2:23.076	41.224	1:04.332	37.520	259.9	5:07.535								
3	1	2:15.526	39.001	1:01.479	35.046	264.9	7:23.061								
4	1	2:22.284	38.809	1:02.117	41.358	266.2	9:45.345								
5	1	2:15.473	38.963	1:01.402	35.108	265.6	12:00.818								
6	1	2:24.424	38.956	1:05.128	40.340	266.2	14:25.242								
7	1	2:17.400	39.887	1:02.499	35.014	263.0	16:42.642								
44 GMB Motorsport Honda NSX GT3 GT3 1. Gustav BIRCH 2. Jens MØLLER															
1	2	3:00.362	1:04.005	1:16.097	40.260	162.2	3:00.362								
2	2	2:26.687	42.529	1:06.933	37.225	256.2	5:27.049								
3	2	2:21.745	40.953	1:04.417	36.375	259.2	7:48.794								
4	2	2:21.475	41.026	1:04.213	36.236	256.8	10:10.269								
5	2	4:55.975 B	3:05.617	1:12.875	37.483	193.2	15:06.244								
6	2	2:25.121	41.009	1:07.689	36.423	256.8	17:31.365								
7	2	2:21.442	40.310	1:04.771	36.361	258.6	19:52.807								
8	2	4:50.837	1:16.088	2:08.945	1:25.804	78.9	24:43.644								
53 RLR M Sport Ligier JS P320 - Nissan LMP3 1. Horst FELBERMAYR JR 2. Simon BUTLER															
1	2	3:47.655	1:41.742	1:20.922	44.991	137.3	3:47.655								
2	2	2:30.119	43.971	1:09.106	37.042	224.8	6:17.774								
3	2	2:23.635	41.913	1:05.593	36.129	258.0	8:41.409								
4	2	2:22.550	40.647	1:06.005	35.898	260.5	11:03.959								
5	2	2:20.728	40.753	1:04.467	35.508	261.7	13:24.687								
6	2	2:24.746	40.454	1:07.546	36.746	261.7	15:49.433								
7	2	2:22.767	40.321	1:06.119	36.327	260.5	18:12.200								
8	2	2:44.794	40.030	1:05.187	59.577	263.0	20:56.994								
55 GMB Motorsport Honda NSX GT3 GT3 1. Kasper H. JENSEN 2. Kristian POULSEN															
1	2	3:22.562	1:22.035	1:17.741	42.786	172.8	3:22.562								
2	2	2:28.585	42.788	1:07.683	38.114	252.6	5:51.147								
3	2	2:24.854	42.293	1:05.866	36.695	253.2	8:16.001								
4	2	2:22.640	40.760	1:05.084	36.796	259.2	10:38.641								
5	2	2:22.077	40.674	1:04.897	36.506	258.6	13:00.718								
6	2	2:22.194	40.653	1:05.083	36.458	258.6	15:22.912								
7	2	2:29.424	40.970	1:09.188	39.266	258.6	17:52.336								
8	2	2:24.643	40.854	1:05.308	38.481	258.6	20:16.979								
57 GRAFF Racing Ligier JS P320 - Nissan LMP3 1. Stephan RUPP 2. Ryan HARPER-ELLAM															
1	1	3:24.005	1:15.719	1:23.498	44.788	154.4	3:24.005								
2	1	2:37.087	44.650	1:11.867	40.570	236.6	6:01.092								
3	1	2:27.189	42.645	1:07.171	37.373	256.2	8:28.281								
4	1	2:22.105	41.024	1:04.794	36.287	258.6	10:50.386								
5	1	2:19.353	39.554	1:04.096	35.703	262.4	13:09.739								
6	1	2:18.547	39.206	1:03.600	35.741	263.6	15:28.286								
7	1	2:22.215	39.295	1:05.761	37.159	264.3	17:50.501								
8	1	2:19.700	39.209	1:03.473	37.018	264.3	20:10.201								
61 AF Corse Ferrari 488 GT3 GT3 1. Gino FORGIONE 2. Andrea MONTERMINI															
1	1	3:20.466	1:20.672	1:18.865	40.929	202.5	3:20.466								
2	1	2:30.504	43.495	1:08.766	38.243	250.3	5:50.970								
3	1	2:28.854	42.382	1:08.631	37.841	239.7	8:19.824								
4	1	4:25.555 B	2:29.728	1:15.285	40.542	221.6	12:45.379								
5	1	2:28.111	43.168	1:07.005	37.938	253.2	15:13.490								



Michelin Le Mans Cup

Spa-Francorchamps Round

Bronze Driver Collective Test

Sector Analysis

Lap under Red Flag											Invalidated Lap	Personal Best	Session Best	B Crossing the pit lane	
Lap	D	Time	Sector 1	Sector 2	Sector 3	T. Spd	Elapsed	Lap	D	Time	Sector 1	Sector 2	Sector 3	T. Spd	Elapsed
69 COOL Racing Ligier JS P320 - Nissan															
1. Maurice SMITH LMP3															
2. Malthe JAKOBSEN															
1	1	2:48.774	58.938	1:10.309	39.527	199.6	2:48.774	3	1	2:15.822	39.818	1:01.104	34.900	262.4	7:47.932
2	1	2:25.383	42.032	1:06.477	36.874	237.6	5:14.157	4	1	2:14.931	38.989	1:01.073	34.869	265.6	10:02.863
3	1	2:21.518	40.403	1:04.140	36.975	254.4	7:35.675	5	1	2:16.596	39.055	1:01.895	35.646	266.9	12:19.459
4	1	2:16.208	38.888	1:02.287	35.033	268.2	9:51.883	6	1	2:15.615	38.878	1:01.726	35.011	266.9	14:35.074
5	1	2:18.066	39.137	1:03.037	35.892	267.6	12:09.949	7	1	2:28.083	38.867	1:09.282	39.934	268.9	17:03.157
6	1	2:16.175	38.747	1:02.051	35.377	268.9	14:26.124	8	1	2:15.718	39.085	1:01.462	35.171	266.9	19:18.875
7	1	2:23.271	39.408	1:04.387	39.476	268.9	16:49.395	9	1	4:01.854	39.255	1:57.299	1:25.300	266.2	23:20.729
8	1	2:15.427	38.673	1:01.930	34.824	266.9	19:04.822								
9	1	3:38.053	38.838	1:33.509	1:25.706	267.6	22:42.875								
72 Team Virage Ligier JS P320 - Nissan															
1. Thomas PADOVANI LMP3															
2. Alessandro BRACALENTE															
1	1	3:24.758	1:20.577	1:20.920	43.261	180.0	3:24.758								
2	1	2:36.646	44.962	1:11.296	40.388	218.9	6:01.404								
3	1	2:27.909	43.299	1:06.689	37.921	257.4	8:29.313								
4	1	2:31.194	44.283	1:09.767	37.144	160.3	11:00.507								
5	1	2:22.411	40.146	1:06.302	35.963	258.6	13:22.918								
6	1	2:21.362	40.054	1:04.088	37.220	263.6	15:44.280								
7	1	2:24.601	39.489	1:06.743	38.369	263.6	18:08.881								
8	1	2:46.208	42.804	1:04.963	58.441	256.2	20:55.089								
73 TS Corse Duqueine M30 - D08 - Nissan															
1. Pietro PECCENINI LMP3															
2. Kai ASKEY															
1	1	2:59.094	1:00.604	1:18.914	39.576	171.7	2:59.094								
2	1	2:26.154	42.336	1:07.564	36.254	238.2	5:25.248								
3	1	2:20.971	40.402	1:04.642	35.927	259.9	7:46.219								
4	1	4:40.216 B	2:30.821	1:29.338	40.057	174.5	12:26.435								
5	1	2:22.147	41.206	1:05.408	35.533	253.8	14:48.582								
6	1	2:17.771	38.898	1:03.101	35.772	270.9	17:06.353								
7	1	2:17.941	39.873	1:02.795	35.273	268.9	19:24.294								
8	1	4:06.883	38.954	1:59.438	1:28.491	272.3	23:31.177								
76 Reiter Engineering Ligier JS P320 - Nissan															
1. Freddie HUNT LMP3															
2. Mads SILJHAUG															
1	1	2:34.373	42.312	1:10.819	41.242	231.0	2:34.373								
2	1	2:20.851	40.607	1:03.337	36.907	259.2	4:55.224								
3	1	2:15.722	39.214	1:01.422	35.086	265.6	7:10.946								
4	1	2:15.125	38.858	1:01.229	35.038	266.9	9:26.071								
5	1	2:15.960	38.786	1:02.158	35.016	268.9	11:42.031								
6	1	2:15.619	38.722	1:01.711	35.186	268.9	13:57.650								
7	1	2:16.686	39.242	1:01.983	35.461	268.9	16:14.336								
8	1	2:16.887	38.996	1:02.034	35.857	268.9	18:31.223								
9	1	3:05.305	38.756	1:02.308	1:24.241	269.6	21:36.528								
77 Team Thor Ligier JS P320 - Nissan															
1. Audunn GUDMUNDSSON LMP3															
2. Michael MARKUSSEN															
1	1	3:09.189	1:10.753	1:16.895	41.541	160.5	3:09.189								
2	1	2:22.921	42.716	1:04.477	35.728	255.6	5:32.110								