

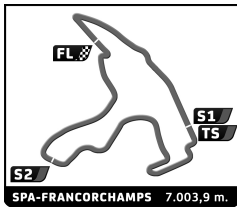
Michelin Le Mans Cup

Spa-Francorchamps Round

Free Practice 2

Sector Analysis

Lap under Red Flag							Invalidated Lap	Personal Best	Session Best	B Crossing the pit lane												
Lap	D	Time	Sector 1	Sector 2	Sector 3	T. Spd	Elapsed	Lap	D	Time	Sector 1	Sector 2	Sector 3	T. Spd	Elapsed							
2		United Autosports					Ligier JS P320 - Nissan															
		1.Shaun LYNN					LMP3															
		2.Max LYNN																				
1	2	2:57.414 B	51.746	1:09.275	56.393	224.3	2:57.414	17	2	2:15.351	38.973	1:01.418	34.960	268.2	47:37.974							
2	2	5:36.247	3:52.203	1:05.730	38.314	251.4	8:33.661	18	2	2:14.555	38.746	1:00.947	34.862	268.9	49:52.529							
3	2	2:20.829	41.022	1:03.659	36.148	258.6	10:54.490	19	2	2:17.358	38.621	1:02.990	35.747	270.9	52:09.887							
4	2	2:19.254	40.332	1:02.955	35.967	261.7	13:13.744	20	2	2:17.772	38.622	1:02.664	36.486	272.9	54:27.659							
5	2	2:29.145 B	39.842	1:03.007	46.296	263.6	15:42.889	21	2	4:22.729 B	41.018	2:07.435	1:34.276	105.7	58:50.388							
6	2	8:35.614	6:53.712	1:05.574	36.328	167.0	24:18.503															
7	2	2:19.764	40.021	1:03.302	36.441	260.5	26:38.267															
8	2	2:18.805	39.844	1:03.249	35.712	261.7	28:57.072															
9	2	2:44.421 B	39.471	1:14.513	50.437	263.6	31:41.493															
10	2	19:28.444	...	1:06.172	37.043	248.0	51:09.937															
11	2	2:20.128	39.863	1:03.911	36.354	261.7	53:30.065															
12	2	3:19.251 B	39.579	1:07.889	1:31.783	263.0	56:49.316															
3		DKR Engineering					Duqueine M30 - D08 - Nissan															
		1.Jon BROWNSON					LMP3															
		2.Laurents HORR																				
1	2	2:39.361	45.665	1:13.121	40.575	178.8	2:39.361															
2	2	2:27.680	42.716	1:05.130	39.834	233.5	5:07.041															
3	2	2:22.378	43.088	1:03.474	35.816	214.6	7:29.419															
4	2	2:37.728 B	42.432	1:05.712	49.584	259.2	10:07.147															
5	1	8:43.056	6:58.449	1:07.612	36.995	203.3	18:50.203															
6	1	2:24.952	42.161	1:06.366	36.425	208.4	21:15.155															
7	1	2:22.143	40.022	1:06.438	35.683	265.6	23:37.298															
8	1	2:21.671	40.452	1:04.820	36.399	250.8	25:58.969															
9	1	2:20.776	40.087	1:04.537	36.152	263.0	28:19.745															
10	1	2:21.376	40.671	1:04.426	36.279	264.3	30:41.121															
11	1	2:21.541	40.524	1:05.144	35.873	263.0	33:02.662															
12	1	8:51.331 B	6:17.788	1:43.795	49.748	80.3	41:53.993															
13	2	5:00.530	3:13.404	1:06.528	40.598	206.8	46:54.523															
14	2	2:18.075	38.712	1:01.057	38.306	269.6	49:12.598															
15	2	2:13.203	38.414	1:00.256	34.533	271.6	51:25.801															
16	2	2:21.052 B	38.333	1:01.363	41.356	272.3	53:46.853															
4		Nielsen Racing					Duqueine M30 - D08 - Nissan															
		1.John MELSOM					LMP3															
		2.Matthew BELL																				
1	1	4:07.553	2:04.348	1:21.337	41.868	146.8	4:07.553															
2	1	2:34.163	45.977	1:09.754	38.432	216.7	6:41.716															
3	1	2:25.738	41.130	1:06.891	37.717	252.0	9:07.454															
4	1	2:21.342	40.705	1:03.931	36.706	259.9	11:28.796															
5	1	2:20.130	40.044	1:03.124	36.962	262.4	13:48.926															
6	1	2:20.999	39.514	1:05.082	36.403	263.6	16:09.925															
7	1	2:21.727	41.765	1:04.145	35.817	259.2	18:31.652															
8	1	2:22.301	39.479	1:05.844	36.978	268.2	20:53.953															
9	1	2:26.044	40.366	1:07.423	38.255	259.9	23:19.997															
10	1	2:23.699	41.352	1:06.585	35.762	260.5	25:43.696															
11	1	2:25.166	39.549	1:06.620	38.997	215.9	28:08.862															
12	1	2:18.531	39.450	1:03.170	35.911	266.9	30:27.393															
13	1	2:19.755	39.627	1:04.109	36.019	266.2	32:47.148															
14	1	3:23.614 B	39.536	1:06.629	1:37.449	266.9	36:10.762															
15	1	5:10.382 B	2:09.762	2:07.428	53.192	79.4	41:21.144															
16	2	4:01.479	2:22.680	1:03.076	35.723	264.3	45:22.623															
6		ANS Motorsport					Ligier JS P320 - Nissan															
		1.Jonathan BROSSARD					LMP3															
		2.Nicolas SCHATZ																				
1	2	2:48.740 B	49.179	1:13.105	46.456	215.4	2:48.740															
2	2	4:19.933	2:40.441	1:04.115	35.277	237.6	7:08.673															
3	2	2:18.672	39.483	1:02.712	36.477	260.5	9:27.345															
4	2	2:17.499	39.043	1:02.980	35.476	265.6	11:44.844															
5	2	2:16.192	39.293	1:01.432	35.467	265.6	14:01.036															
6	2	2:15.235	38.961	1:01.261	35.013	264.9	16:16.271															
7	2	2:24.489 B	38.951	1:02.559	42.979	266.9	18:40.760															
8	1	4:24.070	2:42.799	1:04.785	36.486	256.8	23:04.830															
9	1	2:20.564	40.096	1:04.051	36.417	264.9	25:25.394															
10	1	2:22.658	39.690	1:06.103	36.865	264.9	27:48.052															
11	1	2:23.219	39.619	1:06.664	36.936	264.3	30:11.271															
12	1	2:23.195	39.784	1:06.098	37.313	264.9	32:34.466															
13	1	2:56.109	39.694	1:05.742	1:10.673	266.9	35:30.575															
14	1	5:25.374 B	1:43.343	2:10.118	1:31.913	79.8	40:55.949															
15	1	4:39.089	2:48.669	1:12.152	38.268	187.8	45:35.038															
16	1	2:21.320	40.818	1:04.109	36.393	259.9	47:56.358															
17	1	2:19.667	40.459	1:03.294	35.914	261.1	50:16.025															
18	1	2:18.542	39.407	1:03.496	35.639	264.9	52:34.567															
7		Nielsen Racing					Ligier JS P320 - Nissan															
		1.Anthony WELLS					LMP3															
		2.Colin NOBLE																				
1	2	2:48.023	59.119	1:10.463	38.441	240.3	2:48.023															
2	2	2:19.361	39.631	1:03.261	36.469	263.6	5:07.384															
3	2	2:17.077	39.622	1:02.284	35.171	264.9	7:24.461															
4	2	2:16.032	39.125	1:01.892	35.015	265.6	9:40.493															
5	2	2:16.244	39.286	1:01.827	35.131	267.6	11:56.737															
6	2	2:15.936	38.799	1:01.793	35.344	265.6	14:12.673															
7	2	2:25.630 B	38.581	1:03.609	43.440	270.2	16:38.303															
8	1	5:09.838	3:28.162	1:05.054	36.622	250.8	21:48.141															
9	1	2:20.128	39.833	1:04.272	36.023	263.6	24:08.269															
10	1	2:27.137 B	39.857	1:03.803	43.477	263.6	26:35.406															
11	1	9:59.702	7:11.396	1:21.843	1:26.463	212.9	36:35.108															
12	1	4:32.278	1:43.016	2:06.952	42.310	78.8	41:07.386															
13	1	2:20.419	40.123	1:03.829	36.467	258.0	43:27.805															
14	1	2:18.852	39.694	1:03.178	35.980	261.1	45:46.657															
15	1	2:27.465 B	39.574	1:03.457	44.434	262.4	48:14.122															
16	2	4:01.863	2:23.691	1:02.414	35.758	261.1	52:15.985															
17	2	2:17.934	38.847	1:03.529	35.558	268.2	54:33.919															
18	2	4:21.569 B	39.334	2:07.541	1:34.694	185.2	58:55.488															
9		AT Racing Team					Ligier JS P320 - Nissan															
		1.Alexander TALKANITSA					LMP3															
		2.Alexander TALKA JR																				
1	1	5:40.625 B	3:33.233	1:17.383	50.009	212.1	5:40.625															
2	1	3:03.675	1:21.089	1:05.520	37.066	248.5	8:44.300															
3	1	2:22.338	41.285	1:04.674	36.379	258.0	11:06.638															



Michelin Le Mans Cup


Spa-Francorchamps Round

Free Practice 2

Sector Analysis

Lap under Red Flag Invalidated Lap Personal Best Session Best B Crossing the pit lane

Lap	D	Time	Sector 1	Sector 2	Sector 3	T. Spd	Elapsed	Lap	D	Time	Sector 1	Sector 2	Sector 3	T. Spd	Elapsed
4	1	2:19.036	39.985	1:03.364	35.687	260.5	13:25.674	13	1	2:16.697	39.078	1:02.299	35.320	270.2	34:16.312
5	1	2:17.816	39.362	1:03.067	35.387	264.9	15:43.490	14	1	5:03.797	1:32.087	2:06.522	1:25.188	80.6	39:20.109
6	1	2:18.427	39.423	1:03.107	35.897	264.3	18:01.917	15	1	3:04.955	1:24.759	1:04.167	36.029	237.1	42:25.064
7	1	2:19.807	39.228	1:05.024	35.555	268.2	20:21.724	16	1	2:18.227	39.167	1:03.531	35.529	270.9	44:43.291
8	1	2:19.410	39.268	1:04.638	35.504	266.9	22:41.134	17	1	2:16.197	38.817	1:02.235	35.145	272.3	46:59.488
9	1	2:17.928	39.319	1:03.247	35.362	264.9	24:59.062	18	1	2:16.894	38.940	1:01.984	35.970	270.9	49:16.382
10	1	2:18.516	39.136	1:03.999	35.381	264.9	27:17.578	19	1	2:16.870	38.696	1:02.968	35.206	272.9	51:33.252
11	1	2:17.335	39.261	1:02.919	35.155	265.6	29:34.913	20	1	2:24.900 B	38.831	1:02.526	43.543	272.3	53:58.152
12	1	2:30.229 B	39.271	1:05.382	45.576	266.9	32:05.142	13 Haegeli by T2 Racing <small>Duqueine M30 - D08 - Nissan</small>							
13	1	5:38.020	2:14.107	1:58.855	1:25.058	257.4	37:43.162	1. Pieder DECURTINS <small>LMP3</small>							
14	1	3:56.263	1:42.514	1:37.776	35.973	79.7	41:39.425	2. Marc BASSENG							
15	1	2:20.055	39.687	1:03.521	36.847	262.4	43:59.480	1	2	3:24.948 B	1:23.743	1:11.581	49.624	201.4	3:24.948
16	1	2:19.156	40.265	1:03.060	35.831	245.7	46:18.636	2	2	3:10.072 B	1:22.655	1:04.468	42.949	207.2	6:35.020
17	1	2:17.607	39.205	1:02.805	35.597	266.2	48:36.243	3	2	2:40.311	1:02.419	1:02.730	35.162	261.1	9:15.331
18	1	2:17.217	39.293	1:02.435	35.489	265.6	50:53.460	4	2	2:16.477	39.336	1:01.609	35.532	265.6	11:31.808
19	1	2:17.086	39.168	1:02.614	35.304	267.6	53:10.546	5	2	2:15.950	39.061	1:01.554	35.335	266.9	13:47.758
20	1	2:40.781 B	39.047	1:02.763	58.971	268.9	55:51.327	6	2	2:15.813	39.167	1:01.241	35.405	266.2	16:03.571
10 Racing Spirit of Lemman <small>Ligier JS P320 - Nissan</small>								1. Alexander MATTSCHULL <small>LMP3</small>							
2. Tom DILLMANN								7 2 2:23.451 B 39.158 1:01.889 42.404 269.6 18:27.022							
1	2	2:46.497 B	47.732	1:11.780	46.985	207.2	2:46.497	8	2	11:40.220	...	1:03.694	35.623	238.7	30:07.242
2	2	4:30.107	2:48.296	1:06.262	35.549	248.0	7:16.604	9	2	2:15.926	39.186	1:01.733	35.007	266.2	32:23.168
3	2	2:16.626	39.475	1:02.244	34.907	264.3	9:33.230	10	2	2:38.044	38.992	1:02.401	56.651	268.2	35:01.212
4	2	2:15.597	39.030	1:01.629	34.938	266.2	11:48.827	11	2	5:14.732	1:42.163	2:06.905	1:25.664	79.6	40:15.944
5	2	2:18.972	38.822	1:02.094	38.056	268.9	14:07.799	12	2	2:29.138	49.995	1:03.745	35.398	260.5	42:45.082
6	2	2:15.243	38.781	1:01.666	34.796	268.2	16:23.042	13	2	2:16.713	39.107	1:01.796	35.810	265.6	45:01.795
7	2	2:25.158 B	41.345	1:02.084	41.729	258.6	18:48.200	14	2	2:16.621	38.952	1:02.153	35.516	271.6	47:18.416
8	1	9:44.512	8:01.333	1:04.021	39.158	223.0	28:32.712	15	2	2:18.026	38.767	1:03.642	35.617	270.2	49:56.442
9	1	2:18.517	39.318	1:03.549	35.650	267.6	30:51.229	16	2	2:22.031 B	38.834	1:01.365	41.832	268.9	51:58.473
10	1	2:21.276	39.534	1:04.473	37.269	266.2	33:12.505	17	1	6:49.877 B	3:07.174	2:03.708	1:38.995	213.7	58:48.350
11	1	3:36.744	39.551	1:28.464	1:28.729	266.9	36:49.249	14 DKR Engineering <small>Duqueine M30 - D08 - Nissan</small>							
12	1	4:34.831	1:47.605	2:07.255	39.971	72.1	41:24.080	1. James WINSLOW <small>LMP3</small>							
13	1	2:19.550	40.304	1:03.548	35.698	260.5	43:43.630	2. Alexander BUKHANTSOV							
14	1	2:18.718	39.484	1:02.994	36.240	263.6	46:02.348	1	2	2:37.673	43.663	1:14.872	39.138	195.6	2:37.673
15	1	2:27.503 B	39.389	1:02.769	45.345	264.9	48:29.851	2	2	2:29.171	41.653	1:07.403	40.115	228.1	5:06.844
16	2	4:25.049	2:46.208	1:02.156	36.685	262.4	52:54.900	3	2	2:23.863	40.188	1:05.908	37.767	249.7	7:30.707
17	2	2:14.989	38.869	1:01.220	34.900	268.2	55:09.889	4	2	2:23.695	41.825	1:05.952	35.918	232.0	9:54.402
18	2	4:49.213 B	1:39.805	2:05.984	1:03.424	79.9	59:59.102	5	2	2:18.572	39.516	1:03.477	35.579	265.6	12:12.974
11 WTM Racing <small>Duqueine M30 - D08 - Nissan</small>								6 2 2:18.075 39.219 1:03.148 35.708 267.6 14:31.049							
1. Torsten KRATZ <small>LMP3</small>								7 2 2:20.510 39.499 1:05.101 35.910 269.6 16:51.559							
2. Leonard WEISS								8 2 2:19.084 39.581 1:03.640 35.863 264.3 19:10.643							
1	2	4:23.812	2:38.012	1:08.558	37.242	223.0	4:23.812	9	2	2:18.948	39.235	1:03.785	35.928	267.6	21:29.591
2	2	2:22.669	40.866	1:03.854	37.949	260.5	6:46.481	10	2	2:18.195	39.537	1:03.229	35.429	264.3	23:47.786
3	2	2:16.401	39.183	1:02.022	35.196	267.6	9:02.882	11	2	2:19.227	39.548	1:03.453	36.226	264.3	26:07.013
4	2	2:16.156	38.769	1:02.605	34.782	270.2	11:19.038	12	2	2:20.019	39.173	1:04.051	36.795	268.9	28:27.032
5	2	2:16.070	38.928	1:01.944	35.198	269.6	13:35.108	13	2	2:22.734	39.684	1:07.106	35.944	253.8	30:49.766
6	2	2:15.923	38.890	1:01.966	35.067	270.9	15:51.031	14	2	2:23.901	39.389	1:07.025	37.487	264.9	33:13.667
7	2	2:15.718	38.914	1:01.870	34.934	270.9	18:06.749	15	2	3:41.765 B	39.727	1:30.269	1:31.769	267.6	36:55.432
8	2	2:19.706	38.907	1:03.703	37.096	271.6	20:26.455	16	1	6:02.388	4:12.406	1:10.131	39.851	159.6	42:57.820
9	2	2:18.711	38.907	1:04.059	35.745	272.3	22:45.166	17	1	2:18.338	39.912	1:03.067	35.359	261.7	45:16.158
10	2	2:16.857	39.044	1:02.251	35.562	271.6	25:02.023	18	1	2:14.820	38.926	1:00.879	35.015	267.6	47:30.978
11	2	2:25.220 B	38.754	1:04.271	42.195	271.6	27:27.243	19	1	2:18.175	38.679	1:03.272	36.224	269.6	49:49.153
12	1	4:32.372	2:53.292	1:02.831	36.249	266.2	31:59.615	20	1	2:20.026	38.780	1:03.305	37.941	269.6	52:09.179
								21 1 2:15.035 38.773 1:01.207 35.055 268.2 54:24.214							
								22 1 4:19.502 B 38.636 2:01.464 1:39.402 270.2 58:43.716							



Michelin Le Mans Cup

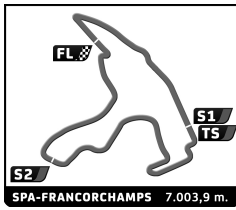
Spa-Francorchamps Round

Free Practice 2

Sector Analysis

Lap under Red Flag Invalidated Lap Personal Best Session Best Crossing the pit lane

Lap	D	Time	Sector 1	Sector 2	Sector 3	T. Spd	Elapsed	Lap	D	Time	Sector 1	Sector 2	Sector 3	T. Spd	Elapsed	
16	Rinaldi Racing 1. Steve PARROW 2. Daniel KEILWITZ							Ligier JS P320 - Nissan LMP3								
	1	1	4:00.732 B	1:53.196	1:14.598	52.938	173.1	4:00.732	7	2	4:25.565	2:46.723	1:03.264	35.578	259.9	19:57.518
	2	1	2:48.300	1:01.731	1:08.597	37.972	237.6	6:49.032	8	2	2:17.547	39.568	1:02.621	35.358	265.6	22:15.065
	3	1	2:23.703	41.170	1:05.368	37.165	257.4	9:12.735	9	2	2:22.257	39.350	1:02.923	39.984	266.9	24:37.322
	4	1	2:23.500	40.924	1:05.764	36.812	258.0	11:36.235	10	2	2:18.920	38.952	1:02.348	37.620	267.6	26:56.242
	5	1	2:38.230 B	42.175	1:06.902	49.153	245.7	14:14.465	11	2	2:16.006	39.142	1:01.843	35.021	267.6	29:12.248
	6	1	4:10.893	2:26.471	1:06.265	38.157	255.6	18:25.358	12	2	2:24.069 B	38.958	1:01.818	43.293	268.2	31:36.317
	7	1	2:24.083	41.660	1:05.816	36.607	256.8	20:49.441	13	1	6:19.551 B	2:43.713	2:02.960	1:32.878	219.4	37:55.868
	8	1	2:24.253	40.588	1:05.087	38.578	259.9	23:13.694	14	2	4:36.969	2:58.021	1:02.788	36.160	252.0	42:32.837
	9	1	2:25.931	40.400	1:05.081	40.450	260.5	25:39.625	15	2	2:24.856	39.122	1:02.353	43.381	266.2	44:57.693
	10	1	2:29.851	40.138	1:07.886	41.827	261.7	28:09.476	16	2	2:15.991	39.113	1:01.508	35.370	267.6	47:13.684
	11	1	2:21.687	40.733	1:04.912	36.042	259.9	30:31.163	17	2	2:15.308	38.920	1:01.235	35.153	268.9	49:28.992
12	1	2:20.657	40.053	1:03.982	36.622	260.5	32:51.820	18	2	2:23.032	41.507	1:03.146	38.379	258.0	51:52.024	
13	1	3:23.540 B	40.033	1:10.463	1:33.044	261.1	36:15.360	19	2	2:15.238	38.754	1:01.353	35.131	268.9	54:07.262	
14	2	6:39.501	5:00.308	1:03.086	36.107	256.8	42:54.861	20	2	3:55.894 B	40.018	1:51.081	1:24.795	263.0	58:03.156	
15	2	2:18.773	41.241	1:02.192	35.340	254.4	45:13.634									
16	2	2:15.243	39.042	1:01.281	34.920	264.9	47:28.877									
17	2	2:24.670 B	39.343	1:02.497	42.830	264.9	49:53.547									
18	2	3:53.961	2:08.806	1:08.576	36.579	211.6	53:47.508									
19	2	3:38.179 B	39.783	1:21.877	1:36.519	259.9	57:25.687									
17	IDEC Sport 1. Patrice LAFARGUE 2. Dino LUNARDI							Ligier JS P320 - Nissan LMP3								
	1	2	3:06.304 B	52.739	1:20.331	53.234	159.1	3:06.304								
	2	2	4:01.589	2:19.443	1:05.945	36.201	240.8	7:07.893								
	3	2	2:17.723	39.901	1:02.545	35.277	259.2	9:25.616								
	4	2	2:16.203	39.208	1:01.751	35.244	263.0	11:41.819								
	5	2	2:16.408	39.083	1:02.070	35.255	264.3	13:58.227								
	6	2	2:15.694	39.079	1:01.581	35.034	265.6	16:13.921								
	7	2	2:25.935 B	39.124	1:03.892	42.919	264.3	18:39.856								
	8	1	4:29.403	2:48.183	1:04.927	36.293	258.6	23:09.259								
	9	1	2:20.920	40.126	1:04.881	35.913	262.4	25:30.179								
	10	1	2:22.536	40.098	1:05.020	37.418	259.2	27:52.715								
	11	1	2:36.392 B	39.818	1:10.530	46.044	263.0	30:29.107								
12	1	5:21.421	2:53.401	1:06.045	1:21.975	256.8	35:50.528									
13	1	5:07.236	1:42.263	2:06.929	1:18.044	79.7	40:57.764									
14	1	2:21.878	40.964	1:04.423	36.491	257.4	43:19.642									
15	1	2:21.550	40.356	1:04.675	36.519	259.2	45:41.192									
16	1	2:31.613 B	40.422	1:05.038	46.153	259.9	48:12.805									
17	2	3:53.106	2:14.469	1:02.772	35.865	257.4	52:05.911									
18	2	2:17.222	39.446	1:02.625	35.151	264.9	54:23.133									
19	2	4:15.586 B	39.042	2:00.035	1:36.509	264.9	58:38.719									
22	United Autosports 1. Andres LATORRE 2. Garnet PATTERSON							Ligier JS P320 - Nissan LMP3								
	1	2	3:29.915	1:41.728	1:11.290	36.897	181.5	3:29.915								
	2	2	2:20.522	39.608	1:04.615	36.299	256.2	5:50.437								
	3	2	2:16.094	39.141	1:01.831	35.122	263.6	8:06.531								
	4	2	2:22.774 B	39.541	1:01.673	41.560	263.6	10:29.305								
	5	2	4:24.392 B	2:40.841	1:02.565	40.986	259.9	14:53.697								
	6	2	4:29.394 B	2:45.928	1:02.352	41.114	258.0	19:23.091								
	7	1	5:00.164	3:15.540	1:07.187	37.437	258.6	24:23.255								
	8	1	2:25.162	40.583	1:06.440	38.139	261.1	26:48.417								
	9	1	2:26.399	40.954	1:07.014	38.431	258.6	29:14.816								
	10	1	2:25.181	41.024	1:06.668	37.489	259.9	31:39.997								
	11	1	2:25.183	40.956	1:06.811	37.416	259.9	34:05.180								
12	1	4:49.602	1:15.674	2:07.007	1:26.921	80.0	38:54.782									
13	1	3:27.609	1:40.207	1:09.781	37.621	155.0	42:22.391									
14	1	2:26.151	41.001	1:07.366	37.784	260.5	44:48.542									
15	1	2:31.625 B	41.190	1:06.074	44.361	259.2	47:20.167									
16	2	4:28.848	2:46.324	1:03.266	39.258	259.9	51:49.015									
17	2	2:15.588	39.130	1:01.496	34.962	264.9	54:04.603									
18	2	3:53.154 B	38.824	1:42.468	1:31.862	265.6	57:57.757									
23	United Autosports 1. John SCHAUERMAN 2. Wayne BOYD							Ligier JS P320 - Nissan LMP3								
	1	2	2:36.573 B	36.480	1:10.359	49.734	192.5	2:36.573								
	2	2	4:36.130 B	2:44.962	1:07.482	43.686	216.3	7:12.703								
	3	2	4:25.399	2:45.179	1:04.508	35.712	249.7	11:38.102								
	4	2	2:18.084	39.664	1:01.741	36.679	258.0	13:56.186								
	5	2	2:24.580	39.002	1:09.631	35.947	272.3	16:20.766								
	6	2	2:19.048	39.062	1:01.573	38.413	260.5	18:39.814								
	7	2	2:15.022	39.028	1:01.039	34.955	265.6	20:54.836								
	8	2	2:22.458 B	38.968	1:01.652	41.838	265.6	23:17.294								
	9	2	7:56.282	6:01.287	1:16.037	38.958	210.0	31:13.576								
	10	2	2:15.214	39.121	1:01.128	34.965	264.9	33:28.790								
	11	2	3:56.306 B	39.036	1:48.167	1:29.103	257.4	37:25.096								
12	2	7:36.184	5:56.179	1:01.703	38.302	260.5	45:01.280									
13	2	2:22.734 B	38.970	1:01.953	41.811	267.6	47:24.014									
14	1	4:39.461	2:47.369	1:09.716	42.376	237.6	52:03.475									
15	1	2:26.399	40.609	1:08.470	37.320	260.5	54:29.874									



Michelin Le Mans Cup


Spa-Francorchamps Round

Free Practice 2

Sector Analysis

Lap under Red Flag Invalidated Lap Personal Best Session Best B Crossing the pit lane

Lap	D	Time	Sector 1	Sector 2	Sector 3	T. Spd	Elapsed	Lap	D	Time	Sector 1	Sector 2	Sector 3	T. Spd	Elapsed
16	1	4:23.231 B	41.483	2:08.275	1:33.473	131.7	58:53.105	3	1	2:16.914	39.507	1:02.339	35.068	263.0	7:15.139
27 24-7 Motorsport Ligier JS P320 - Nissan 1. Andrew FERGUSON LMP3 2. Louis HAMILTON-SMITH								31 AF Corse Ligier JS P320 - Nissan 1. Kriton LENTOUDIS LMP3 2. Rui AGUAS							
1	2	3:01.786 B	1:00.773	1:11.624	49.389	215.9	3:01.786	1	2	2:19.202	38.857	1:03.644	35.701	259.2	18:46.368
2	2	2:59.365 B	1:08.221	1:06.491	44.653	225.8	6:01.151	2	2	2:17.035	39.077	1:02.560	35.398	266.9	21:03.403
3	2	2:43.935	1:04.267	1:03.139	36.529	256.8	8:45.086	3	2	2:20.487	39.047	1:02.785	38.655	265.6	23:23.890
4	2	2:25.523	40.935	1:04.723	39.865	258.6	11:10.609	4	1	2:24.900 B	38.933	1:03.407	42.560	266.9	25:48.790
5	2	2:18.486	39.488	1:03.195	35.803	263.6	13:29.095	5	1	4:25.474	2:44.235	1:02.679	38.560	261.1	14:11.675
6	2	2:17.571	39.348	1:02.746	35.477	265.6	15:46.666	6	1	2:16.491	39.030	1:02.302	35.159	265.6	16:28.166
7	2	2:17.089	39.228	1:02.321	35.540	265.6	18:03.755	7	1	2:18.202	38.857	1:03.644	35.701	259.2	18:46.368
8	2	2:21.330	40.191	1:03.818	37.321	259.9	20:25.085	8	1	2:17.035	39.077	1:02.560	35.398	266.9	21:03.403
9	2	2:19.124	39.189	1:02.844	37.091	264.9	22:44.209	9	1	2:20.487	39.047	1:02.785	38.655	265.6	23:23.890
10	2	2:16.721	39.243	1:02.042	35.436	265.6	25:00.930	10	1	2:24.900 B	38.933	1:03.407	42.560	266.9	25:48.790
11	2	2:30.313 B	39.244	1:05.597	45.472	266.2	27:31.243	11	1	6:19.926	4:38.161	1:02.423	39.342	260.5	32:08.716
12	1	4:45.036	3:02.131	1:05.685	37.220	253.2	32:16.279	12	1	2:16.400	39.201	1:01.889	35.310	264.9	34:25.116
13	1	4:29.309 B	42.304	1:05.662	2:41.343	251.4	36:45.588	13	1	5:05.202	1:33.197	2:06.929	1:25.076	79.8	39:30.318
14	1	5:39.022	3:43.845	1:16.169	39.008	79.7	42:24.610	14	1	3:00.931	1:17.753	1:04.121	39.057	244.1	42:31.249
15	1	2:25.095	43.247	1:04.903	36.945	257.4	44:49.705	15	1	2:27.680	39.111	1:02.952	45.617	263.0	44:58.929
16	1	2:24.103	41.341	1:05.111	37.651	258.6	47:13.808	16	1	2:22.702	40.335	1:02.756	39.611	262.4	47:21.631
17	1	2:32.215	41.746	1:05.690	44.779	258.0	49:46.023	17	1	2:17.773	38.929	1:01.724	37.120	266.9	49:39.404
18	1	2:25.908	41.332	1:06.588	37.988	237.6	52:11.931	18	1	2:24.238 B	38.884	1:03.318	42.036	266.9	52:03.642
19	1	2:29.622	41.187	1:06.660	41.775	259.9	54:41.553	19	2	6:41.388 B	2:58.502	2:06.062	1:36.824	125.9	58:45.030
20	1	4:43.412 B	1:03.563	2:07.469	1:32.380	79.9	59:24.965	28 MV2S Forestier Racing Ligier JS P320 - Nissan 1. Emilien CARDE LMP3 2. Christophe CRESP							
1	2	2:49.856	53.469	1:17.006	39.381	182.1	2:49.856	1	2	2:59.559	1:13.334	1:09.956	36.269	191.4	2:59.559
2	2	2:24.185	41.049	1:05.229	37.907	258.0	5:14.041	2	2	2:20.853	39.771	1:04.399	36.683	261.7	5:20.412
3	2	2:20.247	40.003	1:04.139	36.105	260.5	7:34.288	3	2	2:16.089	39.177	1:01.830	35.082	264.9	7:36.501
4	2	2:21.837	39.674	1:05.734	36.429	265.6	9:56.125	4	2	2:26.408 B	39.139	1:03.136	44.133	266.2	10:02.909
5	2	2:19.613	39.692	1:03.900	36.021	264.3	12:15.738	5	2	6:05.473	4:27.330	1:02.620	35.523	263.6	16:08.382
6	2	2:20.512	39.454	1:04.535	36.523	265.6	14:36.250	6	2	2:16.758	39.177	1:01.802	35.779	264.9	18:25.140
7	2	2:30.090 B	39.646	1:05.566	44.878	264.3	17:06.340	7	2	2:16.187	39.156	1:01.721	35.310	265.6	20:41.327
8	1	4:29.828	2:48.984	1:04.631	36.213	259.9	21:36.168	8	2	2:16.031	39.149	1:01.792	35.090	264.9	22:57.358
9	1	2:17.122	39.236	1:02.515	35.371	265.6	23:53.290	9	2	2:22.106	39.055	1:01.719	41.332	264.9	25:19.464
10	1	2:16.159	39.131	1:01.757	35.271	265.6	26:09.449	10	2	2:30.546 B	39.121	1:07.799	43.626	264.9	27:50.010
11	1	2:18.091	39.668	1:02.522	35.901	263.6	28:27.540	11	1	5:24.454	3:37.320	1:06.869	40.265	199.2	33:14.464
12	1	2:20.912	39.118	1:05.496	36.298	259.9	30:48.452	12	1	4:01.923	43.331	1:51.399	1:27.193	254.4	37:16.387
13	1	2:23.022	39.564	1:06.814	36.644	192.8	33:11.474	13	1	4:15.491	1:43.102	1:53.980	38.409	79.3	41:31.878
14	1	3:40.949 B	39.293	1:28.530	1:33.126	263.6	36:52.423	14	1	2:26.151	41.404	1:06.981	37.766	257.4	43:58.029
15	1	5:14.770	3:30.374	1:08.810	35.586	79.8	42:07.193	15	1	2:25.898	41.713	1:07.107	37.078	245.7	46:23.927
16	1	2:16.697	39.198	1:02.241	35.258	263.6	44:23.890	16	1	2:25.390	41.052	1:06.799	37.539	257.4	48:49.317
17	1	2:17.348	39.042	1:02.890	35.416	268.2	46:41.238	17	1	2:26.256	41.738	1:06.323	38.195	256.2	51:15.573
18	1	2:15.462	39.021	1:01.389	35.052	265.6	48:56.700	18	1	2:25.234	42.033	1:05.752	37.449	258.6	53:40.807
19	1	2:19.059	38.973	1:02.010	38.076	266.9	51:15.759	19	1	3:40.576 B	40.579	1:26.171	1:33.826	237.6	57:21.383
20	1	2:20.149	39.366	1:05.030	35.753	266.2	53:35.908	32 United Autosports Ligier JS P320 - Nissan 1. Daniel SCHNEIDER LMP3 2. Andrew MEYRICK							
21	1	3:16.685 B	39.035	1:07.438	1:30.212	267.6	56:52.593	1	1	5:20.415 B	2:40.457	1:36.262	1:03.696	147.0	5:20.415
29 MV2S Forestier Racing Ligier JS P320 - Nissan 1. Louis ROUSSET LMP3 2. Jérôme DE SADELEER								33 Team Virage Ligier JS P320 - Nissan 1. Dmitry GVAZAVA LMP3 2. Christian BOGLE							
1	1	2:38.753	50.968	1:09.010	38.775	224.8	2:38.753	2	1	5:08.091 B	2:55.204	1:19.980	52.907	138.4	10:28.506
2	1	2:19.472	40.448	1:03.509	35.515	258.0	4:58.225	3	2	5:04.235 B	2:51.205	1:17.068	55.962	174.5	15:32.741
								4 2 5:02.399 B 2:58.204 1:13.623 50.572 132.6 20:35.140							
								4 2 2:21.836 42.827 1:03.315 35.694 248.0 9:51.157							



Michelin Le Mans Cup

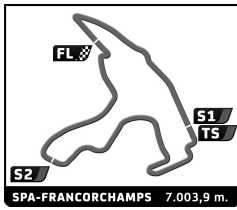
Spa-Francorchamps Round

Free Practice 2

Sector Analysis

■ Lap under Red Flag ■ Invalidated Lap ■ Personal Best ■ Session Best ■ Crossing the pit lane

Lap	D	Time	Sector 1	Sector 2	Sector 3	T. Spd	Elapsed	Lap	D	Time	Sector 1	Sector 2	Sector 3	T. Spd	Elapsed
5	2	2:18.821	39.348	1:03.381	36.092	264.3	12:09.978	12	1	2:18.998	39.555	1:03.406	36.037	266.2	30:56.996
6	2	2:17.196	39.484	1:02.056	35.656	264.9	14:27.174	13	1	2:21.432	40.027	1:04.257	37.148	264.3	33:18.428
7	2	2:17.926	39.369	1:02.873	35.684	265.6	16:45.100	14	1	3:58.596	40.131	1:51.541	1:26.924	264.3	37:17.024
8	2	2:24.608 B	39.436	1:02.481	42.691	264.9	19:09.708	15	1	4:14.362	1:42.873	1:54.049	37.440	78.6	41:31.386
9	1	4:31.449	2:42.568	1:11.423	37.458	253.2	23:41.157	16	1	2:19.991	40.181	1:03.662	36.148	262.4	43:51.377
10	1	2:21.287	40.201	1:04.042	37.044	261.7	26:02.444	17	1	2:18.986	39.575	1:03.296	36.115	265.6	46:10.363
11	1	2:22.274	40.203	1:05.691	36.380	262.4	28:24.718	18	1	2:18.264	39.719	1:02.841	35.704	264.9	48:28.627
12	1	2:21.764	39.693	1:05.773	36.298	246.8	30:46.482	19	1	2:20.764	40.855	1:03.633	36.276	265.6	50:49.391
13	1	2:20.455	40.350	1:04.252	35.853	259.9	33:06.937	20	1	2:19.139	39.659	1:03.449	36.031	264.9	53:08.530
14	1	3:23.837	39.444	1:18.630	1:25.763	266.2	36:30.774								
15	1	4:40.049	1:42.148	2:07.424	50.477	79.4	41:10.823								
16	1	2:21.186	40.108	1:04.707	36.371	259.2	43:32.009								
17	1	2:28.562 B	39.638	1:04.218	44.706	262.4	46:00.571								
18	2	4:28.505	2:46.158	1:04.506	37.841	234.5	50:29.076								
19	2	2:16.818	39.220	1:02.375	35.223	267.6	52:45.894								
20	2	2:17.943	39.139	1:01.966	36.838	263.6	55:03.837								
21	2	4:53.558 B	1:39.844	2:07.954	1:05.760	79.6	59:57.395								
37 CD Sport Ligier JS P320 - Nissan LMP3															
1. Fabien MICHAL															
2. Grégory GUILVERT															
1	1	2:36.300	41.964	1:15.383	38.953	176.5	2:36.300	1	2	3:08.217 B	52.453	1:19.622	56.142	157.5	3:08.217
2	1	2:24.249	41.816	1:05.933	36.500	253.2	5:00.549	2	2	4:08.405	2:19.797	1:10.393	38.215	210.8	7:16.622
3	1	2:23.144	41.141	1:03.376	38.627	258.0	7:23.693	3	2	2:18.344	41.238	1:02.100	35.006	255.0	9:34.966
4	1	2:19.428	40.053	1:03.389	35.986	253.2	9:43.121	4	2	2:15.449	39.063	1:00.629	35.757	264.9	11:50.415
5	1	2:20.763	40.026	1:02.907	37.830	262.4	12:03.884	5	2	2:20.083	38.892	1:00.845	40.346	265.6	14:10.498
6	1	2:26.541 B	40.129	1:03.028	43.384	261.1	14:30.425	6	2	2:14.308	38.923	1:00.479	34.906	265.6	16:24.806
7	1	5:05.693	3:19.866	1:04.633	41.194	254.4	19:36.118	7	2	2:19.304	39.961	1:03.081	36.262	254.4	18:44.110
8	2	2:14.289	39.895	1:00.532	34.862	266.2	20:58.399	8	2	2:14.289	39.895	1:00.532	34.862	266.2	20:58.399
9	2	2:23.875 B	38.806	1:03.193	41.876	266.2	23:22.274	9	2	2:23.875 B	38.806	1:03.193	41.876	266.2	23:22.274
10	1	4:23.518	2:40.032	1:07.460	36.026	233.5	27:45.792	10	1	4:23.518	2:40.032	1:07.460	36.026	233.5	27:45.792
11	1	2:18.283	39.521	1:03.131	35.631	263.6	30:04.075	11	1	2:18.283	39.521	1:03.131	35.631	263.6	30:04.075
12	1	2:18.299	39.283	1:03.469	35.547	263.6	32:22.374	12	1	2:18.299	39.283	1:03.469	35.547	263.6	32:22.374
13	1	3:02.330	39.217	1:04.825	1:18.288	264.9	35:24.704	13	1	3:02.330	39.217	1:04.825	1:18.288	264.9	35:24.704
14	1	5:19.729 B	1:41.770	2:07.177	1:30.782	79.7	40:44.433	14	1	5:19.729 B	1:41.770	2:07.177	1:30.782	79.7	40:44.433
15	1	4:23.138	2:42.368	1:04.302	36.468	257.4	45:07.571	15	1	4:23.138	2:42.368	1:04.302	36.468	257.4	45:07.571
16	1	2:20.196	39.625	1:04.376	36.195	263.0	47:27.767	16	1	2:20.196	39.625	1:04.376	36.195	263.0	47:27.767
17	1	2:29.527 B	39.569	1:05.327	44.631	263.0	49:57.294	17	1	2:29.527 B	39.569	1:05.327	44.631	263.0	49:57.294
18	2	4:22.919	2:42.790	1:02.778	37.351	259.2	54:20.213	18	2	4:22.919	2:42.790	1:02.778	37.351	259.2	54:20.213
19	2	4:11.510 B	38.912	1:57.758	1:34.840	264.9	58:31.723	19	2	4:11.510 B	38.912	1:57.758	1:34.840	264.9	58:31.723
44 GMB Motorsport Honda NSX GT3 GT3															
1. Gustav BIRCH															
2. Jens MØLLER															
1	1	2:56.452	59.594	1:14.918	41.940	197.4	2:56.452	1	1	2:56.452	59.594	1:14.918	41.940	197.4	2:56.452
2	1	2:28.478	42.147	1:08.853	37.478	254.4	5:24.930	2	1	2:28.478	42.147	1:08.853	37.478	254.4	5:24.930
3	1	2:24.309	41.430	1:05.638	37.241	256.2	7:49.239	3	1	2:24.309	41.430	1:05.638	37.241	256.2	7:49.239
4	1	2:24.306	41.286	1:05.534	37.486	257.4	10:13.545	4	1	2:24.306	41.286	1:05.534	37.486	257.4	10:13.545
5	1	2:23.229	40.633	1:05.658	36.938	258.0	12:36.774	5	1	2:23.229	40.633	1:05.658	36.938	258.0	12:36.774
6	1	2:31.827 B	40.810	1:06.737	44.280	257.4	15:08.601	6	1	2:31.827 B	40.810	1:06.737	44.280	257.4	15:08.601
7	1	3:37.485	1:43.674	1:12.966	40.845	232.0	18:46.086	7	1	3:37.485	1:43.674	1:12.966	40.845	232.0	18:46.086
8	1	2:26.391	41.653	1:06.816	37.922	255.0	21:12.477	8	1	2:26.391	41.653	1:06.816	37.922	255.0	21:12.477
9	1	2:22.083	40.747	1:05.024	36.312	258.6	23:34.560	9	1	2:22.083	40.747	1:05.024	36.312	258.6	23:34.560
10	1	2:21.654	40.608	1:04.706	36.340	257.4	25:56.214	10	1	2:21.654	40.608	1:04.706	36.340	257.4	25:56.214
11	1	2:22.014	40.443	1:05.261	36.310	255.6	28:18.228	11	1	2:22.014	40.443	1:05.261	36.310	255.6	28:18.228
12	1	2:28.083 B	40.585	1:04.487	43.011	258.6	30:46.311	12	1	2:28.083 B	40.585	1:04.487	43.011	258.6	30:46.311
13	2	4:24.905	2:12.343	1:09.081	1:03.481	238.2	35:11.216	13	2	4:24.905	2:12.343	1:09.081	1:03.481	238.2	35:11.216
14	2	5:21.155 B	1:41.885	2:06.777	1:32.493	79.5	40:32.371	14	2	5:21.155 B	1:41.885	2:06.777	1:32.493	79.5	40:32.371
15	2	4:02.226	2:17.927	1:07.504	36.795	252.0	44:34.597	15	2	4:02.226	2:17.927	1:07.504	36.795	252.0	44:34.597
16	2	2:23.222	40.512	1:05.381	37.329	257.4	46:57.819	16	2	2:23.222	40.512	1:05.381	37.329	257.4	46:57.819
17	2	2:22.455	40.816	1:05.229	36.410	255.6	49:20.274	17	2	2:22.455	40.816	1:05.229	36.410	255.6	49:20.274
18	2	2:29.051 B	40.608	1:05.030	43.413	258.6	51:49.325	18	2	2:29.051 B	40.608	1:05.030	43.413	258.6	51:49.325
19	1	3:31.196	1:45.277	1:06.642	39.277	252.0	55:20.521	19	1	3:31.196	1:45.277	1:06.642	39.277	252.0	55:20.521



Michelin Le Mans Cup


Spa-Francorchamps Round

Free Practice 2

Sector Analysis

Lap under Red Flag Invalidated Lap Personal Best Session Best Crossing the pit lane

Lap	D	Time	Sector 1	Sector 2	Sector 3	T. Spd	Elapsed	Lap	D	Time	Sector 1	Sector 2	Sector 3	T. Spd	Elapsed
53 RLR M Sport 1. Horst FELBERMAYR JR 2. Simon BUTLER Ligier JS P320 - Nissan LMP3								8 1 4:21.713 2:41.389 1:04.263 36.061 258.6 21:24.317							
1 1 2:54.929 1:05.071 1:09.117 40.741 215.9 2:54.929								9 1 2:19.334 39.510 1:03.862 35.962 261.7 23:43.651							
2 1 2:21.823 40.618 1:04.831 36.374 258.6 5:16.752								10 1 2:20.595 39.814 1:03.942 36.839 262.4 26:04.246							
3 1 2:22.309 40.248 1:05.647 36.414 259.2 7:39.061								11 1 2:21.448 39.760 1:05.089 36.599 263.0 28:25.694							
4 1 2:21.135 40.000 1:03.635 37.500 263.0 10:00.196								12 1 2:22.001 40.127 1:05.941 35.933 262.4 30:47.695							
5 1 2:20.858 40.016 1:04.545 36.297 263.6 12:21.054								13 1 2:22.758 40.081 1:06.729 35.948 231.0 33:10.453							
6 1 2:19.253 39.667 1:03.271 36.315 263.0 14:40.307								14 1 3:42.395 B 39.951 1:23.427 1:39.017 263.0 36:52.848							
7 1 2:18.610 39.785 1:03.043 35.782 263.6 16:58.917								15 2 5:25.950 B 3:32.244 1:09.772 43.934 80.1 42:18.798							
8 1 2:21.623 41.479 1:04.218 35.926 252.6 19:20.540															
9 1 2:18.258 39.835 1:02.483 35.940 263.0 21:38.798															
10 1 2:17.864 39.577 1:02.518 35.769 264.3 23:56.662															
11 1 2:29.835 B 39.459 1:05.560 44.816 266.2 26:26.497															
12 2 4:51.246 3:05.056 1:08.432 37.758 234.0 31:17.743															
13 2 2:24.140 41.211 1:06.289 36.640 259.2 33:41.883															
14 2 4:22.411 47.742 2:06.697 1:27.972 163.2 38:04.294															
15 2 3:50.660 1:43.537 1:28.540 38.583 79.4 41:54.954															
16 2 2:26.263 41.983 1:06.753 37.527 252.0 44:21.217															
17 2 2:26.704 40.423 1:08.961 37.320 259.9 46:47.921															
18 2 2:25.938 41.148 1:06.489 38.301 259.9 49:13.859															
19 2 2:25.989 41.463 1:07.513 37.013 226.2 51:39.848															
20 2 2:28.970 41.803 1:07.161 40.006 254.4 54:08.818															
21 2 3:58.955 B 41.217 1:49.990 1:27.748 258.0 58:07.773															
55 GMB Motorsport 1. Kasper H. JENSEN 2. Kristian POULSEN Honda NSX GT3 GT3															
1 2 3:17.177 1:13.022 1:22.018 42.137 197.7 3:17.177															
2 2 2:33.857 43.432 1:11.452 38.973 213.7 5:51.034															
3 2 2:25.461 41.981 1:06.247 37.233 254.4 8:16.495															
4 2 2:23.045 41.100 1:05.177 36.768 256.8 10:39.540															
5 2 2:25.260 42.811 1:05.695 36.754 257.4 13:04.800															
6 2 2:36.965 B 40.943 1:06.603 49.419 257.4 15:41.765															
7 2 12:29.784 ... 1:08.577 40.274 253.2 28:11.549															
8 2 2:24.517 41.188 1:05.391 37.938 259.9 30:36.066															
9 2 2:23.051 40.800 1:05.628 36.623 259.9 32:59.117															
10 2 3:28.406 B 40.772 1:16.439 1:31.195 259.2 36:27.523															
11 1 5:32.045 3:33.634 1:21.698 36.713 79.6 41:59.568															
12 1 2:22.045 40.392 1:05.281 36.372 259.9 44:21.613															
13 1 2:22.939 40.608 1:06.240 36.091 260.5 46:44.552															
14 1 2:21.556 40.525 1:04.743 36.288 260.5 49:06.108															
15 1 2:20.996 40.502 1:04.303 36.191 259.9 51:27.104															
16 1 2:29.156 B 40.615 1:04.840 43.701 260.5 53:56.260															
61 AF Corse 1. Gino FORGIONE 2. Andrea MONTERMINI Ferrari 488 GT3 GT3															
1 1 3:28.302 B 1:16.062 1:20.175 52.065 195.2 3:28.302															
2 1 3:24.545 1:35.864 1:10.100 38.581 248.0 6:52.847															
3 1 2:29.824 42.372 1:09.329 38.123 252.6 9:22.671															
4 1 2:30.701 43.154 1:08.841 38.706 249.7 11:53.372															
5 1 2:29.321 42.442 1:08.313 38.566 209.2 14:22.693															
6 1 2:34.491 42.220 1:11.520 40.751 255.0 16:57.184															
7 1 2:30.525 42.695 1:09.482 38.348 246.8 19:27.709															
8 1 2:29.827 42.813 1:08.300 38.714 253.2 21:57.536															
9 1 2:29.433 42.501 1:08.618 38.314 257.4 24:26.969															
10 1 2:30.160 42.728 1:08.416 39.016 253.2 26:57.129															
11 1 2:29.689 42.300 1:09.305 38.084 254.4 29:26.818															
12 1 2:40.536 B 48.233 32:07.354															
13 2 7:06.227 3:33.599 2:07.398 1:25.230 80.6 39:13.581															
14 2 3:20.578 1:29.437 1:10.915 40.226 170.9 42:34.159															
15 2 2:24.149 40.999 1:05.139 38.011 259.2 44:58.308															
16 2 2:26.763 40.989 1:08.061 37.713 258.0 47:25.071															
17 2 2:22.452 40.410 1:04.877 37.165 259.9 49:47.523															
18 2 2:26.926 40.551 1:08.770 37.605 52:14.449															
19 2 2:22.339 40.275 1:05.089 36.975 259.9 54:36.788															
20 2 4:20.907 B 40.284 2:06.903 1:33.720 253.2 58:57.695															
69 COOL Racing 1. Maurice SMITH 2. Malthé JAKOBSEN Ligier JS P320 - Nissan LMP3															
1 1 2:45.668 54.996 1:12.934 37.738 207.6 2:45.668															
2 1 2:22.271 40.702 1:04.087 37.482 255.6 5:07.939															
3 1 2:19.445 40.011 1:04.006 35.428 264.3 7:27.384															
4 1 2:17.075 39.415 1:02.350 35.310 264.9 9:44.459															
5 1 2:18.161 39.042 1:03.475 35.644 264.9 12:02.620															
6 1 2:18.087 39.146 1:02.852 36.089 266.9 14:20.707															
7 1 2:17.901 39.267 1:03.168 35.466 264.3 16:38.608															
8 1 2:17.743 39.467 1:02.839 35.437 264.3 18:56.351															
9 1 2:19.157 39.247 1:03.361 36.549 266.2 21:15.508															
10 1 2:22.690 39.942 1:06.629 36.119 266.9 23:38.198															
11 1 2:18.915 39.348 1:03.643 35.924 266.9 25:57.113															
12 1 2:19.020 39.385 1:03.672 35.963 264.3 28:16.133															
13 1 2:18.878 39.301 1:03.337 36.240 266.9 30:35.011															
14 1 2:18.131 39.223 1:03.435 35.473 265.6 32:53.142															
15 1 3:18.213 B 39.132 1:07.980 1:31.101 268.2 36:11.355															
16 2 5:32.214 3:29.128 1:27.125 35.961 80.1 41:43.569															
17 2 2:15.341 38.980 1:00.934 35.427 265.6 43:58.910															
18 2 2:15.879 40.539 1:00.454 34.886 261.1 46:14.789															
19 2 2:14.184 38.740 1:00.329 35.115 267.6 48:28.973															
57 GRAFF Racing 1. Stephan RUPP 2. Ryan HARPER-ELLAM Ligier JS P320 - Nissan LMP3															
1 2 3:03.449 1:14.611 1:11.226 37.612 214.2 3:03.449															
2 2 2:31.988 40.627 1:08.042 43.319 239.7 5:35.437															
3 2 2:14.308 38.969 1:00.281 35.058 263.6 7:49.745															
4 2 2:14.142 39.265 1:00.267 34.610 264.3 10:03.887															
5 2 2:13.828 38.756 1:00.426 34.646 264.9 12:17.715															
6 2 2:20.369 38.781 1:03.441 38.147 266.2 14:38.084															
7 2 2:24.520 B 38.698 1:01.316 44.506 266.2 17:02.604															



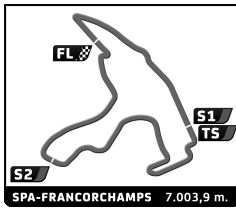
Michelin Le Mans Cup

Spa-Francorchamps Round

Free Practice 2

Sector Analysis

Lap under Red Flag											Invalidated Lap		Personal Best		Session Best		B Crossing the pit lane			
Lap	D	Time	Sector 1	Sector 2	Sector 3	T. Spd	Elapsed	Lap	D	Time	Sector 1	Sector 2	Sector 3	T. Spd	Elapsed					
20	2	2:14.073	38.933	1:00.376	34.764	266.9	50:43.046	2	2	2:18.707	40.289	1:02.493	35.925	256.8	4:52.015					
21	2	2:13.642	38.671	1:00.291	34.680	268.2	52:56.688	3	2	2:20.769	39.114	1:02.920	38.735	266.2	7:12.784					
22	2	2:25.522 B	38.559	1:01.409	45.554	268.9	55:22.210	4	2	2:15.965	39.016	1:01.716	35.233	266.9	9:28.749					
72 Team Virage Ligier JS P320 - Nissan LMP3 1.Thomas PADOVANI 2.Alessandro BRACALENTE							77 Team Thor Ligier JS P320 - Nissan LMP3 1.Audunn GUDMUNDSSON 2.Michael MARKUSSEN													
1	2	2:59.211 B	56.953	1:14.646	47.612	235.1	2:59.211	1	1	3:34.205	1:47.144	1:09.654	37.407	202.5	3:34.205					
2	1	4:20.464	2:40.774	1:04.110	35.580	255.6	7:19.675	2	1	2:29.314	40.645	1:12.140	36.529	259.2	6:03.519					
3	1	2:18.255	39.448	1:02.943	35.864	265.6	9:37.930	3	1	2:23.596	40.708	1:06.041	36.847	255.0	8:27.115					
4	1	2:16.857	39.172	1:02.043	35.642	264.9	11:54.787	4	1	2:19.479	40.422	1:03.244	35.813	259.9	10:46.594					
5	1	2:19.645	40.890	1:03.149	35.606	248.5	14:14.432	5	1	2:19.204	40.087	1:03.385	35.732	261.7	13:05.798					
6	1	2:19.120	39.607	1:03.444	36.069	263.6	16:33.552	6	1	2:29.224 B	40.048	1:04.654	44.522	263.0	15:35.022					
7	1	2:18.145	39.515	1:02.971	35.659	264.9	18:51.697	7	2	4:20.111	2:39.965	1:04.205	35.941	258.6	19:55.133					
8	1	2:26.444 B	40.225	1:03.379	42.840	261.1	21:18.141	8	2	2:18.977	40.004	1:03.237	35.736	261.7	22:14.110					
9	1	4:53.865	2:42.635	1:08.386	1:02.844	258.0	26:12.006	9	2	2:18.495	39.855	1:03.057	35.583	263.6	24:32.605					
10	1	2:22.145	40.697	1:04.534	36.914	261.7	28:34.151	10	2	4:33.175 B	39.890	1:58.587	1:54.698	264.3	29:05.780					
11	1	2:22.117	40.269	1:04.445	37.403	263.6	30:56.268	73 TS Corse Duqueine M30 - D08 - Nissan LMP3 1.Pietro PECCENINI 2.Kai ASKEY												
12	1	2:23.140	40.338	1:05.809	36.993	261.7	33:19.408	1	1	3:29.759	1:26.401	1:20.404	42.954	149.7	3:29.759					
13	1	3:59.177	40.246	1:51.996	1:26.935	262.4	37:18.585	2	1	2:26.225	42.215	1:07.250	36.760	250.8	5:55.984					
14	1	4:17.253	1:50.381	1:49.231	37.641	80.0	41:35.838	3	1	2:21.488	40.132	1:04.845	36.511	262.4	8:17.472					
15	1	2:22.920	40.380	1:04.993	37.547	261.1	43:58.758	4	1	2:22.951	40.765	1:05.418	36.768	254.4	10:40.423					
16	1	2:35.713 B	41.704	1:06.966	47.043	256.8	46:34.471	5	1	2:20.840	40.226	1:04.571	36.043	262.4	13:01.263					
17	2	5:01.240	3:15.820	1:09.131	36.289	243.5	51:35.711	6	1	2:21.845	39.858	1:04.257	37.730	265.6	15:23.108					
18	2	2:18.017	39.557	1:01.805	36.655	263.6	53:53.728	7	1	2:19.605	40.069	1:03.694	35.842	266.2	17:42.713					
19	2	3:46.813 B	38.942	1:35.222	1:32.649	266.9	57:40.541	8	1	2:19.286	39.558	1:03.794	35.934	266.9	20:01.999					
76 Reiter Engineering Ligier JS P320 - Nissan LMP3 1.Freddie HUNT 2.Mads SILJEHAUG							88 GMB Motorsport Honda NSX GT3 GT3 1.Jan MAGNUSSEN 2.Lars Engelbrecht PEDERSE													
1	2	2:33.308	44.499	1:12.192	36.617	211.6	2:33.308	1	2	3:23.807	1:12.786	1:26.571	44.450	200.7	3:23.807					
							2							2	2:37.659	45.414	1:13.221	39.024	244.1	6:01.466
							3							2	2:31.892	42.401	1:10.576	38.915	251.4	8:33.358
							4							2	2:40.731 B	44.251	1:09.838	46.642	250.3	11:14.089
							5							2	4:07.200	2:10.235	1:14.176	42.789	209.2	15:21.289
							6							2	2:28.582	42.318	1:08.471	37.793	254.4	17:49.871
							7							2	2:28.134	41.514	1:08.790	37.830	255.0	20:18.005
							8							2	2:30.048	41.555	1:09.931	38.562	255.6	22:48.053
							9							2	2:32.151	41.621	1:08.286	42.244	256.2	25:20.204
							10							2	2:42.888 B	41.777	1:13.125	47.986	245.2	28:03.092
							11							1	4:30.096	2:47.356	1:06.169	36.571	253.2	32:33.188
							12							1	2:53.715	40.943	1:06.612	1:06.160	258.0	35:26.903
							13							1	5:13.778	1:42.354	2:07.436	1:23.988	79.3	40:40.681
							14							1	2:24.032	42.222	1:05.409	36.401	254.4	43:04.713
							15							1	2:21.399	40.502	1:04.571	36.326	259.2	45:26.112
							16							1	2:20.926	40.474	1:04.225	36.227	259.2	47:47.038
							17							1	2:20.768	40.305	1:04.231	36.232	259.9	50:07.806
							18							1	2:20.388	40.216	1:04.034	36.138	261.1	52:28.194



Michelin Le Mans Cup

Spa-Francorchamps Round

Free Practice 2

Sector Analysis

Lap under Red Flag Invalidated Lap ■ Personal Best ■ Session Best **B** Crossing the pit lane

Lap	D	Time	Sector 1	Sector 2	Sector 3	T. Spd	Elapsed	Lap	D	Time	Sector 1	Sector 2	Sector 3	T. Spd	Elapsed
19	1	2:20.527	40.216	1:04.294	36.017	259.9	54:48.721								
20	1	5:02.060	1:22.572	2:06.917	1:32.571	79.5	59:50.781								

99		Bullitt Racing		Aston Martin Vantage GT3											
		1.Stephen PATRICK		GT3											
		2.Valentin HASSE-CLOT													
1	2	4:07.936	2:10.923	1:15.559	41.454	132.3	4:07.936								
2	2	2:25.651	42.664	1:05.582	37.405	249.1	6:33.587								
3	2	2:19.973	40.178	1:03.907	35.888	259.9	8:53.560								
4	2	2:26.887	40.123	1:03.832	42.932	260.5	11:20.447								
5	2	4:27.276	2:39.116	1:05.206	42.954	259.9	15:47.723								
6	1	4:43.023	2:53.039	1:10.927	39.057	253.2	20:30.746								
7	1	2:28.849	41.730	1:08.784	38.335	253.8	22:59.595								
8	1	2:34.318	41.922	1:13.385	39.011	254.4	25:33.913								
9	1	2:39.350	41.567	1:11.698	46.085	253.2	28:13.263								
10	1	2:53.664	50.667	1:12.316	50.681	249.1	31:06.927								
11	1	11:46.704	9:56.539	1:11.032	39.133	229.1	42:53.631								
12	1	2:32.752	42.828	1:10.638	39.286	246.8	45:26.383								
13	1	2:29.672	42.165	1:09.111	38.396	255.0	47:56.055								
14	1	2:29.874	42.549	1:08.850	38.475	256.8	50:25.929								
15	1	2:30.816	41.071	1:10.667	39.078	257.4	52:56.745								
16	1	2:52.162	41.868	1:09.683	1:00.611	255.6	55:48.907								