

MLMC Collective Test Day

Portimao Round

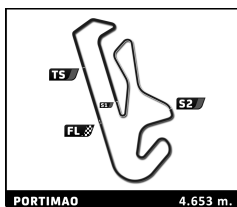
Afternoon Test

PORTIMAO 4.653 m.

Sector Analysis

Lap under Red Flag Invalidated Lap Personal Best Session Best B Crossing the pit lane

Lap	D	Time	Sector 1	Sector 2	Sector 3	T. Spd	Elapsed	Lap	D	Time	Sector 1	Sector 2	Sector 3	T. Spd	Elapsed
2 United Autosports Ligier JS P320 - Nissan															
1.Shaun LYNN LMP3															
2.Max LYNN															
1	1	3:04.682	1:46.338	35.848	42.496		3:04.682	12	1	2:47.014 B	33.724	52.832	1:20.458	264.1	31:29.840
2	1	1:49.076	35.771	34.623	38.682	210.1	4:53.758	13	1	5:35.762 B	3:55.046	34.283	1:06.433		37:05.602
3	1	1:45.924	32.955	33.353	39.616	251.7	6:39.682	14	1	6:07.873	4:56.040	33.827	38.006		43:13.475
4	1	1:44.195	32.158	32.789	39.248	255.9	8:23.877	15	1	1:42.836	32.682	32.691	37.463	260.2	44:56.311
5	1	2:02.971 B	32.498	33.188	57.285	254.7	10:26.848	16	1	1:44.996	32.223	34.170	38.603	266.0	46:41.307
6	2	8:29.436 B	6:43.987	35.393	1:10.056		18:56.284	17	1	1:42.810	32.057	33.262	37.491	260.9	48:24.117
7	2	6:48.298	5:33.064	35.525	39.709		25:44.582	18	1	1:41.044	31.467	32.549	37.028	266.7	50:05.161
8	2	1:42.443	32.227	32.869	37.347	254.7	27:27.025	19	1	1:42.498	31.495	33.972	37.031	268.0	51:47.659
9	2	1:41.725	31.817	32.622	37.286	258.4	29:08.750	20	1	3:27.861 B	1:09.632	1:02.147	1:16.082	80.4	55:15.520
10	2	2:56.131 B	37.361	1:01.907	1:16.863	259.6	32:04.881								
11	2	4:16.195	3:04.061	34.460	37.674		36:21.076								
12	2	3:29.724 B	1:11.094	1:02.210	1:16.420	78.1	39:50.800								
13	1	4:47.970	3:28.873	37.327	41.770		44:38.770								
14	1	1:49.764	35.772	34.519	39.473	209.3	46:28.534								
15	1	1:43.900	33.054	33.103	37.743	242.2	48:12.434								
16	1	1:42.310	32.093	32.714	37.503	255.9	49:54.744								
17	1	1:42.231	32.287	32.768	37.176	258.4	51:36.975								
18	1	3:23.472 B	1:02.898	1:01.894	1:18.680	122.9	55:00.447								
3 DKR Engineering Duqueine M30 - D08 - Nissan															
1.Jon BROWNSON LMP3															
2.Laurents HORR															
1	2	3:01.242	1:49.044	34.104	38.094		3:01.242	1	1	3:37.346	2:17.916	37.844	41.586		3:37.346
2	2	1:40.418	31.983	31.923	36.512	257.8	4:41.660	2	1	1:53.143	37.801	34.743	40.599	225.5	5:30.489
3	2	2:01.630	32.367	42.686	46.577	264.7	6:43.290	3	1	1:48.993	35.710	34.212	39.071	254.7	7:19.482
4	2	1:48.380 B	31.063	31.239	46.078	261.5	8:31.670	4	1	1:44.515	33.097	33.415	38.003	257.1	9:03.997
5	2	11:08.999 B	9:10.650	42.544	1:15.805		19:40.669	5	1	1:43.552	32.602	32.870	38.080	259.6	10:47.549
6	1	9:40.832	8:26.225	35.271	39.336		29:21.501	6	1	1:43.210	32.436	33.171	37.603	259.0	12:30.759
7	1	3:21.445 B	59.911	1:02.121	1:19.413	135.5	32:42.946	7	1	1:42.831	32.238	32.733	37.860	260.9	14:13.590
8	1	3:43.307	2:30.112	34.289	38.906		36:26.253	8	1	1:42.883	32.073	32.686	38.124	262.1	15:56.473
9	1	3:29.771 B	1:08.174	1:02.380	1:19.217	79.9	39:56.024	9	1	1:42.428	32.312	32.640	37.476	261.5	17:38.901
10	1	4:25.997	3:14.587	33.384	38.026		44:22.021	10	1	2:53.788 B	34.547	1:01.065	1:18.176	263.4	20:32.689
11	1	1:43.572	32.637	32.897	38.038	259.0	46:05.593	11	2	5:24.038	4:11.926	34.208	37.904		25:56.727
12	1	1:44.219	32.717	33.457	38.045	258.4	47:49.812	12	2	1:47.315	33.331	34.941	39.043	262.1	27:44.042
13	1	1:42.398	32.169	32.599	37.630	260.2	49:32.210	13	2	1:43.342	33.862	32.157	37.323	261.5	29:27.384
14	1	1:43.662	33.338	32.511	37.813	260.2	51:15.872	14	2	3:25.257 B	1:01.154	1:00.805	1:23.298	167.2	32:52.641
15	1	3:01.130 B	38.747	1:02.677	1:19.706	260.2	54:17.002	15	2	3:34.483	2:24.030	32.429	38.024		36:27.124
4 Nielsen Racing Duqueine M30 - D08 - Nissan															
1.John MELSOM LMP3															
2.Matthew BELL															
1	2	3:57.120	2:45.734	33.596	37.790		3:57.120	16	2	3:33.593 B	1:09.477	1:02.482	1:21.634	76.1	40:00.717
2	2	1:40.336	31.880	31.783	36.673	262.1	5:37.456	17	2	3:29.383	2:17.680	33.086	38.617		43:30.100
3	2	1:41.051	31.306	32.389	37.356	264.7	7:18.507	18	2	1:49.425	32.539	33.998	42.888	263.4	45:19.525
4	2	1:40.218	31.132	32.575	36.511	263.4	8:58.725	19	2	1:40.391	31.253	32.254	36.884	262.8	46:59.916
5	2	1:40.634	31.207	32.836	36.591	266.0	10:39.359	20	2	1:40.786	31.453	32.068	37.265	262.8	48:40.702
6	2	1:45.668	31.712	32.932	41.024	265.4	12:25.027	21	2	1:40.743	31.326	32.512	36.905	265.4	50:21.445
7	2	1:38.882	31.075	31.349	36.458	266.0	14:03.909	22	2	2:12.260 B	31.573	31.580	1:09.107	264.7	52:33.705
8	2	1:41.414	31.069	32.208	38.137	266.0	15:45.323								
9	2	1:51.096 B	32.271	34.212	44.613	265.4	17:36.419								
10	1	9:15.431	7:51.121	40.376	43.934		26:51.850								
11	1	1:50.976	37.577	35.139	38.260	251.7	28:42.826								
5 Nielsen Racing Ligier JS P320 - Nissan															
1.Anthony WELLS LMP3															
2.Colin NOBLE															
1	1	3:44.337	2:29.899	34.952	39.486		3:44.337	1	1	3:44.337	2:29.899	34.952	39.486		3:44.337
2	1	1:46.457	34.011	34.057	38.389	252.3	5:30.794	2	1	1:46.457	34.011	34.057	38.389	252.3	5:30.794
3	1	1:45.809	35.065	32.919	37.825	260.2	7:16.603	3	1	1:45.809	35.065	32.919	37.825	260.2	7:16.603
4	1	1:53.564 B	32.260	33.824	47.480	258.4	9:10.167	4	1	1:53.564 B	32.260	33.824	47.480	258.4	9:10.167
5	1	3:37.837	2:20.637	34.049	43.151		12:48.004	5	1	3:37.837	2:20.637	34.049	43.151		12:48.004
6	1	1:48.096	32.677	33.152	42.267	256.5	14:36.100	6	1	1:48.096	32.677	33.152	42.267	256.5	14:36.100
7	1	1:41.915	32.208	32.024	37.683	259.6	16:18.015	7	1	1:41.915	32.208	32.024	37.683	259.6	16:18.015
8	1	1:41.310	32.399	31.702	37.209	260.2	17:59.325	8	1	1:41.310	32.399	31.702	37.209	260.2	17:59.325
9	1	3:27.381 B	1:06.835	1:02.472	1:18.074	72.1	21:26.706	9	1	3:27.381 B	1:06.835	1:02.472	1:18.074	72.1	21:26.706
10	1	4:25.467	3:15.955	32.065	37.447		25:52.173	10	1	4:25.467	3:15.955	32.065	37.447		25:52.173
11	1	1:43.890	34.531	32.240	37.119	261.5	27:36.063	11	1	1:43.890	34.531	32.240	37.119	261.5	27:36.063
12	1	1:42.076	31.865	33.174	37.037	261.5	29:18.139	12	1	1:42.076	31.865	33.174	37.037	261.5	29:18.139
13	1	3:17.664 B	49.400	1:01.825	1:26.439	172.5	32:35.803	13	1	3:17.664 B	49.400	1:01.825	1:26.439	172.5	32:35.803
14	2	4:45.297 B	3:09.757	32.216	1:03.324		37:21.100	14	2	4:45.297 B	3:09.757	32.216	1:03.324		37:21.100
15	2	5:48.319	4:39.397	31.696	37.226		43:09.419	15	2	5:48.319	4:39.397	31.696	37.226		43:09.419
16	2	1:39.799	31.583	31.645	36.571	259.0	44:49.218	16	2	1:39.799	31.583	31.645	36.571	259.0	44:49.218



MLMC Collective Test Day

Portimao Round


Afternoon Test

Sector Analysis

PORTIMAO 4.653 m.

Lap under Red Flag Invalidated Lap Personal Best Session Best B Crossing the pit lane

Lap	D	Time	Sector 1	Sector 2	Sector 3	T. Spd	Elapsed	Lap	D	Time	Sector 1	Sector 2	Sector 3	T. Spd	Elapsed
17	2	1:39.373	31.140	31.314	36.919	263.4	46:28.591	2	1	1:44.167	33.501	33.015	37.651	247.7	6:46.169
18	2	1:39.098	31.286	31.338	36.474	260.2	48:07.689	3	1	1:44.084	32.651	33.022	38.411	257.8	8:30.253
19	2	1:38.972	31.073	31.336	36.563	264.1	49:46.661	4	1	1:49.641	33.235	35.432	40.974	254.1	10:19.894
20	2	1:38.887	31.026	31.312	36.549	264.7	51:25.548	5	1	1:41.513	32.360	32.151	37.002	257.1	12:01.407
21	2	3:00.480 B	43.585	1:01.459	1:15.436	255.3	54:26.028	6	1	1:41.238	31.921	32.147	37.170	258.4	13:42.645
8 Schnitzelalm Racing Mercedes AMG GT3 1.Gunnar JEANNETTE GT3 2.PJ HYETT								7 1 1:43.557 31.673 33.162 38.722 259.0 15:26.202 8 1 1:41.086 31.894 32.140 37.052 261.5 17:07.288 9 1 2:23.157 B 34.000 35.785 1:13.372 260.2 19:30.445 10 1 6:17.274 4:59.633 35.799 41.842 25:47.719 11 1 1:46.301 35.776 32.861 37.664 257.1 27:34.020 12 1 1:41.427 32.355 32.254 36.818 259.6 29:15.447 13 1 3:04.340 B 45.422 59.186 1:19.732 260.2 32:19.787 14 1 5:55.286 B 3:46.080 54.555 1:14.651 38:15.073 15 1 5:00.974 3:48.657 33.749 38.568 43:16.047 16 1 1:42.603 31.713 32.304 38.586 258.4 44:58.650 17 1 1:48.659 31.690 38.742 38.227 260.9 46:47.309 18 1 2:20.509 31.300 53.781 55.428 260.9 49:07.818 19 1 2:05.844 43.087 45.388 37.369 176.2 51:13.662 20 1 3:00.780 B 38.666 1:01.243 1:20.871 262.1 54:14.442							
9 AT Racing Team Ligier JS P320 - Nissan 1.Alexander TALKANITSA LMP3 2.Alexander TALKA JR								11 WTM Racing Duqueine M30 - D08 - Nissan 1.Torsten KRATZ LMP3 2.Leonard WEISS							
1	1	3:05.018	1:48.498	34.078	42.442		3:05.018	1	1	4:37.534	3:21.004	36.049	40.481		4:37.534
2	1	1:44.287	33.430	32.925	37.932	246.6	4:49.305	2	1	1:46.982	34.110	33.953	38.919	260.2	6:24.516
3	1	1:46.054	32.874	34.863	38.317	253.5	6:35.359	3	1	1:51.139 B	32.573	33.229	45.337	265.4	8:15.655
4	1	1:42.989	32.383	32.586	38.020	258.4	8:18.348	4	1	3:10.732	1:58.946	34.269	37.517		11:26.387
5	1	1:51.575	32.633	34.587	44.355	260.9	10:09.923	5	1	1:45.518	31.869	32.880	40.769	266.0	13:11.905
6	1	1:42.540	32.373	32.290	37.877	256.5	11:52.463	6	1	1:39.397	31.313	31.603	36.481	269.3	14:51.302
7	1	1:56.354 B	33.328	32.795	50.231	260.9	13:48.817	7	1	1:39.878	31.752	31.837	36.289	270.7	16:31.180
8	1	6:14.576 B	4:07.466	46.750	1:20.360		20:03.393	8	1	1:51.434 B	32.126	32.435	46.873	267.3	18:22.614
9	1	6:05.570	4:54.189	33.123	38.258		26:08.963	9	2	8:24.196	7:11.857	33.976	38.363		26:46.810
10	1	1:43.072	32.955	32.769	37.348	252.3	27:52.035	10	2	1:40.455	31.350	32.164	36.941	266.7	28:27.265
11	1	1:42.617	32.875	32.624	37.118	260.9	29:34.652	11	2	2:17.345 B	31.363	32.264	1:13.718	268.0	30:44.610
12	1	3:34.591 B	1:10.757	1:03.580	1:20.254	74.9	33:09.243	12	2	5:21.492	4:11.338	33.147	37.007		36:06.102
13	2	5:10.062 B	2:58.112	58.919	1:13.031		38:19.305	13	2	3:02.108 B	47.555	1:00.129	1:14.424	266.0	39:08.210
14	2	4:57.391	3:44.694	33.767	38.930		43:16.696	14	2	4:15.271	3:04.005	33.983	37.283		43:23.481
15	2	1:42.541	32.098	32.269	38.174	257.8	44:59.237	15	2	1:39.326	31.153	31.504	36.669	268.7	45:02.807
16	2	1:42.442	31.877	32.210	38.355	260.2	46:41.679	16	2	1:38.901	31.054	31.605	36.242	269.3	46:41.708
17	2	1:43.046	33.424	32.363	37.259	256.5	48:24.725	17	2	1:40.720	31.976	32.083	36.661	271.4	48:22.428
18	2	1:40.843	31.512	32.186	37.145	262.8	50:05.568	18	2	1:38.930	31.062	31.579	36.289	270.0	50:01.358
19	2	1:40.930	31.771	32.171	36.988	262.8	51:46.498	19	2	1:38.674	30.818	31.536	36.320	262.8	51:40.032
20	2	3:17.417 B	1:05.583	58.832	1:13.002	82.8	55:03.915	20	2	3:21.583 B	1:00.672	1:02.172	1:18.739	144.6	55:01.615
10 Racing Spirit of Lemans Ligier JS P320 - Nissan 1.Alexander MATTSCHULL LMP3 2.Tom DILLMANN								13 Haegeli by T2 Racing Duqueine M30 - D08 - Nissan 1.Pieder DECURTINS LMP3 2.Marc BASSENG							
1	1	5:02.002	3:38.700	42.496	40.806		5:02.002	1	2	3:25.213	2:10.222	35.843	39.148		3:25.213
								2	2	1:43.313	32.835	33.130	37.348	253.5	5:08.526
								3	2	1:40.945	31.711	32.128	37.106	259.6	6:49.471
								4	2	1:42.879	31.610	32.916	38.353	260.2	8:32.350
								5	2	1:41.180	31.670	32.198	37.312	266.0	10:13.530
								6	2	1:40.284	31.434	31.872	36.978	267.3	11:53.814
								7	2	1:51.549	32.145	34.655	44.749	266.0	13:45.363
								8	2	1:52.624 B	31.444	31.770	49.410	266.7	15:37.987



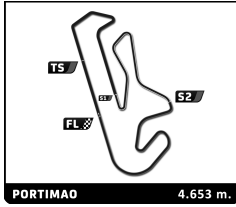
MLMC Collective Test Day

Portimao Round

Afternoon Test

Sector Analysis

Lap under Red Flag											Invalidated Lap	Personal Best	Session Best	B Crossing the pit lane	
Lap	D	Time	Sector 1	Sector 2	Sector 3	T. Spd	Elapsed	Lap	D	Time	Sector 1	Sector 2	Sector 3	T. Spd	Elapsed
14 DKR Engineering Duqueine M30 - D08 - Nissan LMP3															
1. Alexander BUKHANTSOV															
2. James WINSLOW															
1	2	2:54.886	1:41.359	35.121	38.406		2:54.886								
2	2	1:45.447	33.096	34.140	38.211	253.5	4:40.333								
3	2	1:54.079	39.536	36.590	37.953	256.5	6:34.412								
4	2	2:03.057 B	32.241	32.868	57.948	259.6	8:37.469								
5	1	7:34.585	6:21.772	34.338	38.475		16:12.054								
6	1	1:43.912	31.859	33.806	38.247	255.9	17:55.966								
7	1	3:20.466 B	59.394	1:02.464	1:18.608	143.0	21:16.432								
8	1	5:36.379	4:15.152	38.368	42.859		26:52.811								
9	1	1:52.710	37.510	35.637	39.563	254.7	28:45.521								
10	1	2:40.921 B	32.503	49.785	1:18.633	259.6	31:26.442								
11	1	4:51.671	3:40.230	33.404	38.037		36:18.113								
12	1	3:20.273 B	59.325	1:02.392	1:18.556	142.5	39:38.386								
13	1	4:40.110	3:29.116	33.057	37.937		44:18.496								
14	1	1:42.172	31.961	33.049	37.162	260.9	46:00.668								
15	1	1:42.248	32.151	32.636	37.461	262.1	47:42.916								
16	1	1:43.774	32.045	32.881	38.848	262.8	49:26.690								
17	1	2:02.842 B	40.443	34.091	48.308	261.5	51:29.532								
17 IDEC Sport Ligier JS P320 - Nissan LMP3															
1. Patrice LAFARGUE															
2. Dino LUNARDI															
1	2	3:47.949	2:37.390	33.090	37.469		3:47.949								
2	2	1:43.018	32.095	33.968	36.955	256.5	5:30.967								
3	2	1:42.621	34.063	31.851	36.707	265.4	7:13.588								
4	2	1:49.978 B	31.848	33.005	45.125	262.1	9:03.566								
5	2	3:57.154	2:46.098	31.855	39.201		13:00.720								
6	2	1:39.567	31.403	31.592	36.572	263.4	14:40.287								
7	2	1:47.242 B	31.148	31.904	44.190	265.4	16:27.529								
8	2	9:11.630	8:01.512	33.092	37.026		25:39.159								
9	2	1:41.252	31.610	32.234	37.408	263.4	27:20.411								
10	2	1:39.683	31.449	31.677	36.557	264.1	29:00.094								
11	2	2:50.389 B	32.187	1:00.702	1:17.500	265.4	31:50.483								
12	1	5:35.638 B	4:01.673	39.002	54.963		37:26.121								
13	1	6:38.871	5:26.601	33.686	38.584		44:04.992								
14	1	1:44.762	32.702	33.500	38.560	260.2	45:49.754								
15	1	1:45.721	32.717	34.739	38.265	260.2	47:35.475								
16	1	1:43.623	32.669	32.903	38.051	262.1	49:19.098								
17	1	1:44.639	32.844	33.655	38.140	263.4	51:03.737								
18	1	2:28.477 B	37.067	44.277	1:07.133	263.4	53:32.214								
20 Optimum Motorsport Duqueine M30 - D08 - Nissan LMP3															
1. Mark CRADER															
2. Alex MORTIMER															
1	1	3:43.188	2:28.326	35.645	39.217		3:43.188								
2	1	1:46.032	33.192	33.907	38.933	257.1	5:29.220								
3	1	1:42.357	32.425	32.289	37.643	260.2	7:11.577								
4	1	1:44.707	33.145	33.263	38.299	262.1	8:56.284								
5	1	1:42.226	32.479	32.306	37.441	265.4	10:38.510								
6	1	1:42.474	32.060	32.448	37.966	263.4	12:20.984								
7	1	1:43.059	32.389	32.585	38.085	260.2	14:04.043								
8	1	1:43.555	32.093	32.931	38.531	260.2	15:47.598								
9	1	1:43.152	32.165	32.548	38.439	262.1	17:30.750								
10	1	2:52.718 B	32.543	1:01.816	1:18.359	264.7	20:23.468								
11	2	7:17.650	6:05.689	32.958	39.003		27:41.118								
12	2	1:41.798	32.006	32.790	37.002	263.4	29:22.916								
13	2	3:26.540 B	1:02.738	1:01.610	1:22.192	104.5	32:49.456								
14	2	12:33.394	...	32.571	37.273		45:22.850								
15	2	1:43.056	32.664	33.270	37.122	266.7	47:05.906								
16	2	1:40.973	31.535	32.549	36.889	264.7	48:46.879								
17	2	1:43.918	31.559	32.149	40.210	266.7	50:30.797								
18	2	2:19.519 B	31.833	32.973	1:14.713	267.3	52:50.316								
22 United Autosports Ligier JS P320 - Nissan LMP3															
1. Andres LATORRE															
2. Garnet PATTERSON															
1	1	3:43.292	2:18.105	39.180	46.007		3:43.292								
2	1	1:51.663	35.037	36.942	39.684	244.9	5:34.955								
3	1	1:46.910	33.448	34.115	39.347	252.9	7:21.865								
4	1	1:46.564	33.145	34.030	39.389	254.7	9:08.429								
5	1	1:45.482	32.962	33.812	38.708	254.1	10:53.911								
6	1	1:48.723	33.575	35.167	39.981	253.5	12:42.634								
7	1	1:45.879	33.132	33.913	38.834	254.7	14:28.513								
8	1	1:45.849	33.383	33.683	38.783	254.1	16:14.362								
9	1	1:44.119	32.647	33.166	38.306	255.9	17:58.481								
10	1	3:24.535 B	1:05.251	1:02.594	1:16.690	93.8	21:23.016								
11	1	7:04.432	5:45.961	37.058	41.413		28:27.448								
12	1	2:20.582 B	33.403	33.264	1:13.915	252.9	30:48.030								
13	1	5:25.714	4:12.055	33.287	40.372		36:13.744								
14	1	3:15.276 B	57.377	1:01.459	1:16.440	185.9	39:29.020								
15	1	4:03.291	2:49.499	34.013	39.779		43:32.311								
16	1	1:44.614	33.005	33.116	38.493	255.3	45:16.925								
17	1	1:45.222	32.812	33.249	39.161	256.5	47:02.147								
18	1	1:44.764	33.027	33.333	38.404	257.1	48:46.911								
19	1	1:45.294	33.647	33.022	38.625	257.1	50:32.205								
20	1	2:30.062 B	33.020	33.493	1:23.549	256.5	53:02.267								
23 United Autosports Ligier JS P320 - Nissan LMP3															
1. John SCHAUERMAN															
2. Wayne BOYD															
1	2	3:12.348	2:00.512	33.175	38.661		3:12.348								
2	2	1:39.931	31.371	31.820	36.740	251.2	4:52.279								
3	2	1:46.449	31.556	33.804	41.089	261.5	6:38.728								
4	2	1:50.620 B	31.111	31.585	47.924	255.9	8:29.348								
5	2	2:07.022	55.401	33.393	38.228		10:36.370								
6	2	1:41.270	32.147	31.733	37.390	255.3	12:17.640								



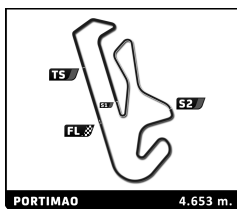
MLMC Collective Test Day

Portimao Round

Afternoon Test

Sector Analysis

Lap under Red Flag											Invalidated Lap	Personal Best	Session Best	B Crossing the pit lane	
Lap	D	Time	Sector 1	Sector 2	Sector 3	T. Spd	Elapsed	Lap	D	Time	Sector 1	Sector 2	Sector 3	T. Spd	Elapsed
27 24-7 Motorsport Ligier JS P320 - Nissan LMP3															
1. Andrew FERGUSON															
2. Louis HAMILTON-SMITH															
1	1	4:19.160	2:52.887	38.883	47.390		4:19.160								
2	1	1:59.687	37.406	36.923	45.358	243.8	6:18.847								
3	1	2:17.250	36.466	40.037	1:00.747	252.3	8:36.097								
4	1	1:46.521	33.663	33.428	39.430	252.9	10:22.618								
5	1	1:50.844	37.366	34.405	39.073	256.5	12:13.462								
6	1	1:46.050	33.058	33.499	39.493	257.8	13:59.512								
7	1	2:05.645	33.589	35.622	56.434	258.4	16:05.157								
8	2	9:52.858	8:41.198	34.130	37.530		25:58.015								
9	2	1:47.832	32.754	34.724	40.354	262.8	27:45.847								
10	2	1:42.048	32.532	32.550	36.966	264.7	29:27.895								
11	2	3:27.037	1:02.027	1:00.929	1:24.081	153.4	32:54.932								
12	2	8:22.361	6:54.516	40.421	47.424		41:17.293								
13	1	7:10.257	5:51.927	35.386	42.944		48:27.550								
14	1	1:52.573	33.421	36.880	42.272	255.3	50:20.123								
15	1	2:18.432	33.929	33.644	1:10.859	255.9	52:38.555								
28 MY2S Forestier Racing Ligier JS P320 - Nissan LMP3															
1. Christophe CRESP															
2. Emilien CARDE															
1	1	4:17.482	2:57.446	37.548	42.488		4:17.482								
2	1	1:50.663	35.149	35.837	39.677	246.6	6:08.145								
3	1	1:44.552	32.845	33.691	38.016	257.1	7:52.697								
4	1	1:45.335	32.689	34.203	38.443	259.6	9:38.032								
5	1	1:44.055	32.889	33.388	37.778	257.8	11:22.087								
6	1	1:54.932	32.529	34.385	48.018	260.9	13:17.019								
7	1	6:42.099	4:34.311	49.413	1:18.375		19:59.118								
8	1	5:52.001	4:37.978	35.259	38.764		25:51.119								
9	1	1:47.596	35.637	34.111	37.848	258.4	27:38.715								
10	1	1:43.460	32.322	33.259	37.879	260.2	29:22.175								
11	1	3:25.906	1:01.309	1:03.124	1:21.473	134.7	32:48.081								
12	1	3:51.335	2:25.965	34.549	50.821		36:39.416								
13	1	6:31.595	5:17.970	33.552	40.073		43:11.011								
14	1	1:43.790	32.918	33.144	37.728	253.5	44:54.801								
15	1	1:42.746	32.560	32.985	37.201	263.4	46:37.547								
16	1	1:50.056	32.165	33.106	44.785	262.8	48:27.603								
17	2	4:12.499	2:30.975	32.576	1:08.948		52:40.102								
29 MY2S Forestier Racing Ligier JS P320 - Nissan LMP3															
1. Jérôme DE SADELEER															
2. Louis ROUSSET															
1	2	3:39.792	2:26.662	34.234	38.896		3:39.792								
2	2	1:43.414	32.799	33.004	37.611	252.9	5:23.206								
3	2	1:42.684	32.387	32.702	37.595	258.4	7:05.890								
4	2	1:47.384	31.893	32.808	42.683	260.2	8:53.274								
5	2	1:44.080	33.353	33.243	37.484	248.8	10:37.354								
6	2	1:43.352	32.126	32.948	38.278	260.2	12:20.706								
7	2	1:50.708	32.020	32.803	45.885	259.0	14:11.414								
8	2	6:22.395	4:03.703	1:01.574	1:17.118		20:33.809								
9	2	6:20.138	5:09.432	33.197	37.509		26:53.947								
10	2	1:44.578	34.063	32.988	37.527	259.0	28:38.525								
11	2	2:32.856	31.837	44.807	1:16.212	260.9	31:11.381								
12	2	5:01.068	3:51.145	32.437	37.486		36:12.449								
13	2	3:08.965	51.279	1:01.163	1:16.523	260.2	39:21.414								
14	2	4:36.166	3:23.112	33.234	39.820		43:57.580								
15	2	1:40.718	31.736	32.240	36.742	260.2	45:38.298								
16	2	1:48.292	31.424	33.243	43.625	260.9	47:26.590								
17	1	3:13.304	2:02.023	32.667	38.614		50:39.894								
18	1	2:30.670	31.920	33.618	1:25.132	257.8	53:10.564								
30 Frikadelli Racing Team Ligier JS P320 - Nissan LMP3															
1. Klaus ABBELEN															
2. Felipe LASER															
1	1	4:36.019	3:17.802	36.962	41.255		4:36.019								
2	1	1:47.320	34.287	33.924	39.109	252.9	6:23.339								
3	1	1:45.089	32.739	33.400	38.950	253.5	8:08.428								
4	1	1:45.334	32.498	33.963	38.873	255.3	9:53.762								
5	1	1:44.192	32.537	33.037	38.618	252.9	11:37.954								
6	1	1:43.547	32.563	32.998	37.986	255.9	13:21.501								
7	1	1:55.307	35.244	33.779	46.284	215.6	15:16.808								
8	2	4:18.066	2:23.650	37.766	1:16.650		19:34.874								
9	2	6:08.500	4:57.321	33.267	37.912		25:43.374								
10	2	1:40.814	31.689	31.814	37.311	255.9	27:24.188								
11	2	1:40.478	31.221	32.312	36.945	260.9	29:04.666								
12	2	2:46.953	31.155	59.341	1:16.457	260.9	31:51.619								
13	2	11:12.832	...	32.103	37.093		43:04.451								
14	2	1:40.279	31.527	31.819	36.933	259.0	44:44.730								
15	2	1:39.997	31.056	32.119	36.822	262.1	46:24.727								
16	2	1:39.714	31.337	31.861	36.516	260.9	48:04.441								
17	2	1:40.767	31.458	32.054	37.255	262.1	49:45.208								
18	2	1:40.827	31.260	31.689	37.878	261.5	51:26.035								
19	2	3:06.203	46.646	1:00.161	1:19.396	208.1	54:32.238								
31 AF Corse Ligier JS P320 - Nissan LMP3															
1. Kriton LENTOUDIS															
2. Rui AGUAS															
1	2	3:23.191	2:11.026	34.240	37.925		3:23.191								
2	2	1:42.870	32.717	33.069	37.084	257.1	5:06.061								
3	2	1:40.488	31.776	31.936	36.776	257.1	6:46.549								
4	2	1:45.142	32.741	32.972	39.429	263.4	8:31.691								
5	2	1:40.482	31.597	31.628	37.257	260.9	10:12.173								
6	2	1:40.428	31.562	31.738	37.128	260.2	11:52.601								
7	2	1:48.281	B	32.112	32.006	44.163	266.0	13:40.882							



MLMC Collective Test Day

Portimao Round

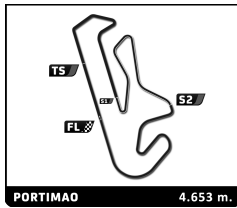
Afternoon Test

PORTIMAO 4.653 m.

Sector Analysis

Lap under Red Flag Invalidated Lap Personal Best Session Best B Crossing the pit lane

Lap	D	Time	Sector 1	Sector 2	Sector 3	T. Spd	Elapsed	Lap	D	Time	Sector 1	Sector 2	Sector 3	T. Spd	Elapsed	
8	1	5:03.586	B	3:23.013	38.055	1:02.518	18:44.468									
9	1	10:08.065		8:49.097	36.709	42.259	28:52.533									
10	1	2:42.172	B	36.266	46.362	1:19.544	251.2	31:34.705								
11	1	5:39.803	B	3:59.965	36.433	1:03.405	37:14.508									
12	1	6:28.726		5:13.032	35.689	40.005	43:43.234									
13	1	1:50.038		34.727	35.421	39.890	253.5	45:33.272								
14	1	1:51.754		34.864	36.548	40.342	256.5	47:25.026								
15	1	1:47.394		33.580	34.348	39.466	255.3	49:12.420								
16	1	1:50.141		34.868	34.674	40.599	256.5	51:02.561								
17	1	3:08.252	B	43.931	1:04.720	1:19.601	258.4	54:10.813								
32																
		United Autosports					Ligier JS P320 - Nissan									
		1. Daniel SCHNEIDER					LMP3									
		2. Andrew MEYRICK														
1	2	3:27.192		2:15.039	33.702	38.451	3:27.192									
2	2	1:44.849		32.074	33.243	39.532	253.5	5:12.041								
3	2	1:41.093		31.494	31.721	37.878	255.3	6:53.134								
4	2	1:42.712		31.208	31.931	39.573	253.5	8:35.846								
5	2	1:39.823		31.325	31.813	36.685	257.8	10:15.669								
6	2	1:39.823		31.310	31.801	36.712	259.0	11:55.492								
7	2	1:49.196	B	31.421	32.237	45.538	264.1	13:44.688								
8	1	11:57.676		...	35.028	38.374		25:42.364								
9	1	1:43.615		32.457	33.380	37.778	258.4	27:25.979								
10	1	1:42.012		32.137	32.589	37.286	259.0	29:07.991								
11	1	2:49.151	B	32.817	58.870	1:17.464	259.6	31:57.142								
12	1	4:32.295	B	3:13.298	34.093	44.904		36:29.437								
13	1	7:45.868		6:30.825	36.299	38.744		44:15.305								
14	1	1:43.961		33.252	33.416	37.293	255.9	45:59.266								
15	1	1:42.467		32.344	32.835	37.288	257.1	47:41.733								
16	1	1:42.085		32.204	32.827	37.054	258.4	49:23.818								
17	1	1:41.670		32.083	32.744	36.843	260.9	51:05.488								
18	1	3:02.213	B	37.456	1:06.228	1:18.529	257.8	54:07.701								
33																
		Team Virage					Ligier JS P320 - Nissan									
		1. Antonio FORNE					LMP3									
		2. Christian BOGLE														
1	2	4:45.348		3:24.635	38.907	41.806	4:45.348									
2	2	1:57.470		37.979	35.951	43.540	208.1	6:42.818								
3	2	1:55.665		35.685	37.350	42.630	229.8	8:38.483								
4	2	1:54.767		34.580	37.987	42.200	245.5	10:33.250								
5	2	1:46.425		33.444	33.548	39.433	255.9	12:19.675								
6	2	1:44.627		32.494	32.418	39.715	255.9	14:04.302								
7	2	1:44.678		33.432	33.132	38.114	250.6	15:48.980								
8	2	1:49.951	B	32.237	32.574	45.140	260.9	17:38.931								
9	2	8:01.632		6:49.496	33.851	38.285		25:40.563								
10	2	1:41.251		31.911	32.065	37.275	258.4	27:21.814								
11	2	1:45.075		32.231	32.846	39.998	262.1	29:06.889								
12	2	3:04.249	B	45.500	1:01.322	1:17.427	262.1	32:11.138								
13	2	6:51.325	B	4:32.774	1:01.503	1:17.048		39:02.463								
14	1	5:14.505		3:59.790	34.757	39.958		44:16.968								
15	1	1:43.146		32.636	32.986	37.524	254.7	46:00.114								
16	1	1:42.322		32.150	32.540	37.632	253.5	47:42.436								
17	1	1:42.367		32.239	32.564	37.564	257.1	49:24.803								
18	1	1:42.903		31.955	32.449	38.499	259.6	51:07.706								
19	1	3:01.239	B	37.048	1:05.029	1:19.162	260.9	54:08.945								
37																
		CD Sport					Ligier JS P320 - Nissan									
		1. Huilin HAN					LMP3									
		2. Belén GARCIA														
1	1	4:32.751		3:07.230	40.252	45.269		4:32.751								
2	1	1:51.512		35.559	34.923	41.030	246.6	6:24.263								
3	1	1:48.129		34.221	33.912	39.996	253.5	8:12.392								
4	1	1:47.129		33.458	33.839	39.832	254.1	9:59.521								
5	1	1:47.154		33.471	34.061	39.622	254.1	11:46.675								
6	1	1:52.649		33.456	34.665	44.528	253.5	13:39.324								
7	1	1:50.602		33.719	34.218	42.665	254.1	15:29.926								
8	1	1:46.429		33.630	33.752	39.047	255.9	17:16.355								
9	1	2:39.930	B	33.057	47.920	1:18.953	257.1	19:56.285								
10	1	6:04.895		4:47.757	37.770	39.368		26:01.180								
11	1	1:49.098		33.275	33.730	42.093	255.3	27:50.278								
12	1	2:13.538	B	47.884	33.866	51.788	256.5	30:03.816								
13	2	6:58.785	B	5:18.667	34.064	1:06.054		37:02.601								
14	2	6:26.549		5:10.839	36.557	39.153		43:29.150								
15	2	1:43.471		32.526	32.950	37.995	257.1	45:12.621								
16	2	1:41.604		32.230	32.456	36.918	260.2	46:54.225								
17	2	1:42.453		31.776	32.913	37.764	261.5	48:36.678								
18	2	1:41.060		31.577	32.196	37.287	260.2	50:17.738								
19	2	2:14.485	B	31.707	33.858	1:08.920	262.1	52:32.223								
40																
		GRAFF Racing					Ligier JS P320 - Nissan									
		1. Luis SANJUAN					LMP3									
		2. David DROUX														
1	1	2:51.910		1:38.753	34.294	38.863		2:51.910								
2	1	1:47.739		34.861	33.851	39.027	240.0	4:39.649								
3	1	1:47.257		33.171	34.865	39.221	257.8	6:26.906								
4	1	1:52.428	B	32.593	33.261	46.574	258.4	8:19.334								
5	2	4:57.430		3:44.880	35.253	37.297		13:16.764								
6	2	1:46.656		32.215	35.861	38.580	254.7	15:03.420								
7	2	1:44.209		31.149	33.176	39.884	262.1	16:47.629								
8	2	2:07.440	B	30.815	31.389	1:05.236	261.5	18:55.069								
9	2	6:41.351		5:31.034	32.925	37.392		25:36.420								
10	2	1:38.729		30.878	31.548	36.303	266.0	27:15.149								
11	2	1:42.276		30.919	31.450	39.907	263.4	28:57.425								
12	2	2:38.093	B	32.094	47.823	1:18.176	264.1	31:35.518								
13	1	4:57.378		3:45.034	33.142	39.202		36:32.896								
14	1	3:34.314	B	1:11.897	1:02.071	1:20.346	74.0	40:07.210								
15	1	3:54.700		2:42.699	32.942	39.059		44:01.910								
16	1	1:41.404		31.719	32.364	37.321	262.1	45:43.314								
17	1	1:41.599		31.681	32.188	37.730	263.4	47:24.913								
18	1	1:41.420		31.697	31.796	37.927	261.5	49:06.333								
19	1	1:41.564		31.794	31.841	37.929	261.5	50:47.897								
43																
		Racing Spirit of Leman					Ligier JS P320 - Nissan									
		1. Jacques WOLFF					LMP3									
		2. Josh SKELTON														
1	1	4:22.664		3:06.481	36.346	39.837		4:22.664								
2	1	1:51.149		33.927	33.970	43.252	253.5	6:13.813								
3	1	1:43.437		32.695	32.806	37.936	256.5	7:57.250								
4	1	1:44.067		32.532	33.070	38.465	259									




MLMC Collective Test Day

Portimao Round

Afternoon Test

Sector Analysis

Lap under Red Flag											Invalidated Lap	Personal Best	Session Best	B Crossing the pit lane	
Lap	D	Time	Sector 1	Sector 2	Sector 3	T. Spd	Elapsed	Lap	D	Time	Sector 1	Sector 2	Sector 3	T. Spd	Elapsed
44 GMB Motorsport Honda NSX GT3															
1. Gustav BIRCH 3. Marco BONANOMI GT3															
2. Jens MØLLER															
1	3	4:39.685	3:23.182	35.958	40.545		4:39.685								
2	3	1:52.559	34.012	36.002	42.545	252.9	6:32.244								
3	3	1:45.422	33.055	33.297	39.070	253.5	8:17.666								
4	3	1:46.099	33.049	33.631	39.419	254.1	10:03.765								
5	3	1:45.734	33.201	33.305	39.228	255.9	11:49.499								
6	3	1:53.950	32.893	34.023	47.034	254.1	13:43.449								
7	1	3:40.657	2:24.052	36.881	39.724		17:24.106								
8	1	2:41.788	33.981	48.499	1:19.308	252.9	20:05.894								
9	1	6:14.192	4:58.775	34.871	40.546		26:20.086								
10	1	1:49.697	36.274	34.172	39.251	252.9	28:09.783								
11	1	2:01.716	33.040	33.311	55.365	253.5	30:11.499								
12	1	6:56.218	5:14.246	34.275	1:07.697		37:07.717								
13	1	6:27.116	5:13.740	34.340	39.036		43:34.833								
14	1	1:47.563	33.902	34.881	38.780	257.1	45:22.396								
15	1	1:45.250	32.838	33.457	38.955	257.1	47:07.646								
16	1	1:44.994	32.702	33.602	38.690	257.1	48:52.640								
17	1	1:51.968	32.552	33.443	45.973	255.9	50:44.608								
55 GMB Motorsport Honda NSX GT3															
1. Kasper H. JENSEN															
2. Kristian POULSEN 3. Marco BONANOMI															
1	2	4:37.287	3:18.364	37.101	41.822		4:37.287								
2	2	1:51.003	35.406	35.247	40.350	248.3	6:28.290								
3	2	1:47.273	33.620	34.081	39.572	251.7	8:15.563								
4	2	1:46.426	33.338	33.760	39.328	250.6	10:01.989								
5	2	1:46.339	33.314	33.781	39.244	251.2	11:48.328								
6	2	1:47.126	33.205	34.162	39.759	250.6	13:35.454								
7	2	2:00.314	33.427	34.422	52.465	250.6	15:35.768								
8	1	10:39.324	9:25.770	34.084	39.470		26:15.092								
9	1	1:45.860	33.770	33.168	38.922	249.4	28:00.952								
10	1	1:53.371	32.943	33.125	47.303	252.3	29:54.323								
11	1	7:14.652	5:32.608	33.739	1:08.305		37:08.975								
12	1	6:30.485	5:14.394	33.620	42.471		43:39.460								
13	1	1:46.025	34.170	33.108	38.747	252.9	45:25.485								
14	1	1:44.987	32.652	33.906	38.429	254.1	47:10.472								
15	1	1:44.482	32.645	33.115	38.722	254.7	48:54.954								
16	1	1:48.215	32.778	32.968	42.469	254.7	50:43.169								
17	1	2:33.794	35.420	43.153	1:15.221	243.2	53:16.963								
57 GRAFF Racing Ligier JS P320 - Nissan															
1. Stephan RUPP LMP3															
2. Ryan HARPER-ELLAM															
1	1	3:30.666	2:10.464	38.232	41.970		3:30.666								
2	1	1:51.528	35.339	35.753	40.436	242.7	5:22.194								
3	1	1:48.371	35.184	34.137	39.050	251.7	7:10.565								
4	1	1:45.537	33.646	33.403	38.488	252.9	8:56.102								
5	1	1:45.044	33.320	33.440	38.284	257.1	10:41.146								
6	1	1:45.102	33.703	33.158	38.241	257.1	12:26.248								
7	1	1:52.630	32.708	33.634	46.288	260.2	14:18.878								
8	1	3:15.037	1:55.551	37.062	42.424		17:33.915								
9	1	2:56.707	37.153	1:01.022	1:18.532	254.1	20:30.622								
10	1	7:13.068	5:58.606	34.991	39.471		27:43.690								
11	1	1:47.458	34.194	34.749	38.515	254.7	29:31.148								
12	1	3:33.728	1:11.726	1:01.842	1:20.160	79.5	33:04.876								
13	1	3:33.124	2:12.752	34.142	46.230		36:38.000								
14	1	3:32.869	1:12.741	1:02.085	1:18.043	79.5	40:10.869								
15	2	4:29.374	3:19.094	33.063	37.217		44:40.243								
16	2	1:40.178	31.783	32.016	36.379	257.8	46:20.421								
17	2	1:39.133	31.182	31.529	36.422	261.5	47:59.554								
18	2	1:40.354	32.152	31.725	36.477	263.4	49:39.908								
19	2	1:50.512	31.268	32.737	46.507	264.7	51:30.420								
65 Team Parker Racing Porsche 911 GT3 R															
1. Nick JONES GT3															
2. Scott MALVERN															
1	1	4:01.497	2:42.226	37.255	42.016		4:01.497								
2	1	1:51.841	37.040	34.809	39.992	221.8	5:53.338								
3	1	1:48.276	35.687	33.486	39.103	220.4	7:41.614								
4	1	2:02.961	38.529	40.029	44.403	197.1	9:44.575								
5	1	1:54.352	35.548	33.592	45.212	236.3	11:38.927								
6	1	3:17.983	2:06.771	32.685	38.527		14:56.910								



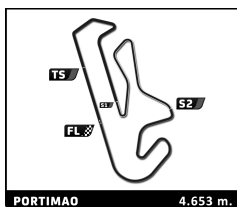
MLMC Collective Test Day

Portimao Round

Afternoon Test

Sector Analysis

Lap under Red Flag											Invalidated Lap	Personal Best	Session Best	B Crossing the pit lane	
Lap	D	Time	Sector 1	Sector 2	Sector 3	T. Spd	Elapsed	Lap	D	Time	Sector 1	Sector 2	Sector 3	T. Spd	Elapsed
7	1	1:44.773	33.208	33.097	38.468	251.2	16:41.683	19	2	2:12.329 B	32.196	32.863	1:07.270	267.3	52:28.136
8	1	2:16.145 B	32.429	32.864	1:10.852	250.6	18:57.828	72 Team Virage Ligier JS P320 - Nissan LMP3 1.Nathan KUMAR 2.Alessandro BRACALENTE							
9	2	7:11.195	5:55.290	35.295	40.610		26:09.023	1	2	4:30.500	3:09.593	39.085	41.822		4:30.500
10	2	1:48.319	34.508	34.121	39.690	248.8	27:57.342	2	2	1:48.833	34.999	35.538	38.296	253.5	6:19.333
11	2	1:54.341 B	33.656	33.914	46.771	249.4	29:51.683	3	2	1:46.311	33.783	34.353	38.175	258.4	8:05.644
12	1	13:15.819	...	34.733	41.013		43:07.502	4	2	1:48.632	33.930	35.529	39.173	257.1	9:54.276
13	1	1:47.001	33.450	33.991	39.560	247.7	44:54.503	5	2	1:44.593	33.785	33.417	37.391	259.0	11:38.869
14	1	1:46.785	33.646	34.079	39.060	250.6	46:41.288	6	2	1:43.049	32.848	32.866	37.335	259.6	13:21.918
15	1	1:47.057	33.752	34.096	39.209	249.4	48:28.345	7	2	1:42.359	31.855	33.244	37.260	260.2	15:04.277
16	1	1:46.641	33.190	34.295	39.156	252.3	50:14.986	8	2	1:51.116 B	31.750	33.522	45.844	261.5	16:55.393
17	1	2:20.318 B	32.876	35.288	1:12.154	252.3	52:35.304	9	2	8:40.850	7:28.142	34.720	37.988		25:36.243
66 Rinaldi Racing Ligier JS P320 - Nissan LMP3 1.Steve PARROW 2.Daniel KEILWITZ															
1	2	6:45.449	5:32.134	34.488	38.827		6:45.449	10	2	1:41.060	32.165	32.378	36.517	259.0	27:17.303
2	2	1:41.286	32.267	31.976	37.043	252.3	8:26.735	11	2	1:40.762	31.348	32.052	37.362	262.8	28:58.065
3	2	1:40.100	31.422	31.774	36.904	255.3	10:06.835	12	2	2:51.242 B	31.970	1:02.045	1:17.227	262.8	31:49.307
4	2	1:44.485	31.202	32.534	40.749	257.8	11:51.320	13	1	6:57.469 B	4:35.126	1:03.275	1:19.068		38:46.776
5	2	1:41.327	31.348	32.534	37.445	260.2	13:32.647	14	1	4:39.873	3:24.707	34.815	40.351		43:26.649
6	2	1:39.341	31.220	31.551	36.570	257.8	15:11.988	15	1	1:45.270	33.089	34.109	38.072	260.2	45:11.919
7	2	1:39.384	31.116	31.609	36.659	259.6	16:51.372	16	1	1:45.221	32.622	33.929	38.670	261.5	46:57.140
8	2	2:09.828 B	31.191	31.444	1:07.193	259.6	19:01.200	17	1	1:45.827	32.743	33.508	39.576	255.9	48:42.967
9	2	8:11.997	6:59.844	31.844	40.309		27:13.197	18	1	1:43.214	32.456	33.046	37.712	262.1	50:26.181
10	2	1:39.881	31.314	31.640	36.927	257.1	28:53.078	19	1	2:18.031 B	33.265	33.220	1:11.546	266.0	52:44.212
11	2	2:39.914 B	32.293	45.880	1:21.741	260.2	31:32.992	73 TS Corse Duqueine M30 - D08 - Nissan LMP3 1.Pietro PECCENINI 2.Kai ASKEY							
12	1	6:54.709 B	4:34.573	1:02.298	1:17.838		38:27.701	1	1	4:15.059	2:50.328	39.175	45.556		4:15.059
13	1	6:00.733	4:46.568	35.079	39.086		44:28.434	2	1	1:55.036	36.154	38.087	40.795	244.9	6:10.095
14	1	1:45.071	33.323	33.655	38.093	252.9	46:13.505	3	1	1:44.369	33.049	33.165	38.155	257.1	7:54.464
15	1	1:44.190	32.800	33.545	37.845	254.7	47:57.695	4	1	1:44.764	32.878	33.256	38.630	260.2	9:39.228
16	1	1:50.265	35.712	34.201	40.352	256.5	49:47.960	5	1	1:45.935	34.622	33.343	37.970	260.2	11:25.163
17	1	1:45.380	32.574	34.393	38.413	259.0	51:33.340	6	1	1:43.768	32.752	32.646	38.370	261.5	13:08.931
18	1	3:25.077 B	1:03.869	1:02.360	1:18.848	122.2	54:58.417	7	1	1:42.061	32.165	32.475	37.421	262.1	14:50.992
69 COOL Racing Ligier JS P320 - Nissan LMP3 1.Malthe JAKOBSEN 2.Maurice SMITH															
1	2	5:52.099	4:40.670	33.594	37.835		5:52.099	8	1	1:43.400	33.460	32.699	37.241	263.4	16:34.392
2	2	1:42.335	32.394	32.718	37.223	257.8	7:34.434	9	1	3:12.603 B	32.170	38.212	2:02.221	264.1	19:46.995
3	2	1:41.501	31.940	32.570	36.991	262.8	9:15.935	10	1	6:03.338	4:49.096	35.394	38.848		25:50.333
4	2	1:41.575	31.918	32.587	37.070	263.4	10:57.510	11	1	3:21.461 B	1:29.722	48.941	1:02.798	259.0	29:11.794
5	2	1:43.148	32.343	32.698	38.107	262.1	12:40.658	12	2	16:52.264	...	38.403	38.868		46:04.058
6	2	1:41.034	31.620	32.538	36.876	262.8	14:21.692	13	2	1:46.816	33.261	34.375	39.180	252.9	47:50.874
7	2	1:40.942	31.508	32.341	37.093	264.1	16:02.634	14	2	1:46.524	33.005	33.098	40.421	254.7	49:37.398
8	2	1:41.021	31.610	32.542	36.869	264.7	17:43.655	15	2	1:42.021	31.942	32.579	37.500	260.9	51:19.419
9	2	3:02.775 B	45.675	1:01.005	1:16.095	264.7	20:46.430	16	2	3:01.639 B	39.019	1:02.090	1:20.530	264.1	54:21.058
10	2	7:39.033	6:27.057	33.996	37.980		28:25.463	76 Reiter Engineering Ligier JS P320 - Nissan LMP3 1.Freddie HUNT 2.Mads SILJEHAUG							
11	2	2:18.112 B	32.493	32.862	1:12.757	259.6	30:43.575	1	2	3:38.117	2:24.535	34.905	38.677		3:38.117
12	2	5:22.203	4:12.147	32.896	37.160		36:05.778	2	2	1:42.890	32.713	32.678	37.499	254.1	5:21.007
13	2	3:04.236 B	54.188	57.679	1:12.369	255.3	39:10.014	3	2	1:41.008	32.068	31.829	37.111	257.1	7:02.015
14	2	4:15.522	3:03.789	33.878	37.855		43:25.536	4	2	1:41.584	31.478	33.546	36.560	260.9	8:43.599
15	2	1:40.806	31.624	32.030	37.152	263.4	45:06.342	5	2	1:40.281	31.298	32.234	36.749	260.2	10:23.880
16	2	1:41.379	31.578	33.229	36.572	265.4	46:47.721	6	2	1:40.312	32.202	31.493	36.617	260.2	12:04.192
17	2	1:46.987	31.576	32.533	42.878	267.3	48:34.708	7	2	1:39.942	31.337	31.657	36.948	260.9	13:44.134
18	2	1:41.099	31.620	31.946	37.533	264.1	50:15.807	8	2	1:42.285	31.296	32.362	38.627	262.1	15:26.419



MLMC Collective Test Day

Portimao Round

Afternoon Test

Sector Analysis

Lap under Red Flag Invalidated Lap Personal Best Session Best B Crossing the pit lane

Lap	D	Time	Sector 1	Sector 2	Sector 3	T. Spd	Elapsed	Lap	D	Time	Sector 1	Sector 2	Sector 3	T. Spd	Elapsed
9	2	1:49.498 B	32.295	32.400	44.803	266.7	17:15.917	1	2	3:56.778	2:41.204	36.142	39.432		3:56.778
10	1	8:32.115	7:21.225	33.668	37.222		25:48.032	2	2	1:45.114	33.237	33.044	38.833	250.6	5:41.892
11	1	1:41.403	32.112	32.156	37.135	262.8	27:29.435	3	2	1:44.078	32.954	32.583	38.541	249.4	7:25.970
12	1	6:49.156 B	31.553	31.968	5:45.635	260.9	34:18.591	4	2	1:43.622	32.597	32.618	38.407	254.1	9:09.592
13	2	10:20.684	9:06.380	34.164	40.140		44:39.275	5	2	1:53.144 B	32.547	33.549	47.048	255.3	11:02.736
14	2	1:39.653	31.565	31.693	36.395	258.4	46:18.928	6	2	6:10.445	4:57.985	33.632	38.828		17:13.181
15	2	1:39.239	31.058	31.726	36.455	260.9	47:58.167	7	2	2:31.065 B	32.555	40.791	1:17.719	254.1	19:44.246
16	2	1:41.174	33.280	31.599	36.295	264.7	49:39.341	8	1	6:53.062	5:31.987				26:37.308
17	2	1:41.241	31.205	31.965	38.071	263.4	51:20.582	9	1	1:54.942	36.963	36.872	41.107	248.8	28:32.250
18	2	3:03.631 B	46.817	1:01.224	1:15.590	264.1	54:24.213	10	1	2:23.463 B	34.120	36.280	1:13.063	252.3	30:55.713

77		Team Thor	Ligier JS P320 - Nissan LMP3												
		1. Audunn GUDMUNDSSON													
		2. Michael MARKUSSEN													
1	2	4:17.853	3:03.541	35.340	38.972		4:17.853								
2	2	1:48.674	33.959	34.521	40.194	254.7	6:06.527								
3	2	1:43.462	32.804	33.071	37.587	255.9	7:49.989								
4	2	1:42.539	32.078	32.783	37.678	258.4	9:32.528								
5	2	1:42.910	31.784	32.587	38.539	259.0	11:15.438								
6	2	1:42.026	32.231	32.625	37.170	255.9	12:57.464								
7	2	1:41.316	31.670	32.407	37.239	261.5	14:38.780								
8	2	1:41.194	31.649	32.301	37.244	262.8	16:19.974								
9	2	7:20.515 B	32.348	5:59.419	48.748	265.4	23:40.489								
10	1	12:51.459	...	39.224	44.944		36:31.948								
11	1	3:33.171 B	1:11.203	1:01.391	1:20.577	79.9	40:05.119								
12	1	4:00.978	2:48.253	34.450	38.275		44:06.097								
13	1	1:44.168	32.836	33.251	38.081	257.8	45:50.265								
14	1	1:43.217	32.690	33.129	37.398	259.6	47:33.482								
15	1	1:42.696	32.367	32.563	37.766	259.6	49:16.178								
16	1	1:44.889	32.263	33.961	38.665	260.9	51:01.067								
17	1	3:02.861 B	41.393	1:03.703	1:17.765	262.1	54:03.928								

88		GMB Motorsport	Honda NSX GT3 GT3												
		1. Jan MAGNUSSEN													
		2. Lars Engelbrecht PEDERSEI													
1	2	5:41.990	4:16.664	41.030	44.296		5:41.990								
2	2	1:52.290	35.361	35.651	41.278	243.2	7:34.280								
3	2	1:50.612	34.597	34.971	41.044	248.3	9:24.892								
4	2	1:50.506	34.618	35.385	40.503	251.2	11:15.398								
5	2	1:59.672 B	34.579	35.005	50.088	250.0	13:15.070								
6	2	3:36.041	2:17.820	36.767	41.454		16:51.111								
7	2	2:21.204 B	34.144	35.197	1:11.863	251.7	19:12.315								
8	2	7:17.018	6:01.440	34.816	40.762		26:29.333								
9	2	1:48.518	34.204	34.562	39.752	252.9	28:17.851								
10	2	2:13.970 B	33.873	34.489	1:05.608	253.5	30:31.821								
11	2	6:40.748 B	4:59.544	34.395	1:06.809		37:12.569								
12	1	6:32.278	5:19.550	33.708	39.020		43:44.847								
13	1	1:46.894	34.159	34.038	38.697	242.7	45:31.741								
14	1	1:44.855	33.047	33.070	38.738	257.8	47:16.596								
15	1	1:44.081	32.762	32.837	38.482	257.1	49:00.677								
16	1	1:43.981	32.599	32.895	38.487	258.4	50:44.658								
17	1	2:27.676 B	32.849	32.785	1:22.042	259.6	53:12.334								

99		Bullitt Racing	Aston Martin Vantage GT3 GT3												
		1. Stephen PATTRICK													
		2. Valentin HASSE-CLOT													