

Michelin Le Mans Cup

Portimao Round


Free Practice 1

Sector Analysis

PORTIMAO 4.653 m.

Lap under Red Flag Invalidated Lap Personal Best Session Best Crossing the pit lane

Lap	D	Time	Sector 1	Sector 2	Sector 3	T. Spd	Elapsed	Lap	D	Time	Sector 1	Sector 2	Sector 3	T. Spd	Elapsed				
2	United Autosports							Ligier JS P320 - Nissan	4	Nielsen Racing							Duqueine M30 - D08 - Nissan		
	1.Shaun LYNN							LMP3		1.John MELSOM							LMP3		
	2.Max LYNN									2.Matthew BELL									
	1	1	3:06.662	1:51.066	35.742	39.854		3:06.662		27	1	1:42.499	32.079	33.014	37.406	269.3	1:00:23.869		
	2	1	1:43.907	33.117	33.066	37.724	255.9	4:50.569		1	1	3:16.653	1:53.882	39.762	43.009		3:16.653		
	3	1	1:41.994	32.307	32.730	36.957	259.6	6:32.563		2	1	1:48.884	35.109	34.796	38.979	254.1	5:05.537		
	4	1	1:42.114	32.069	32.384	37.661	262.1	8:14.677		3	1	1:45.111	33.271	33.761	38.079	264.7	6:50.648		
	5	1	1:41.603	31.982	32.479	37.142	262.1	9:56.280		4	1	1:44.282	32.815	34.235	37.232	263.4	8:34.930		
	6	1	1:55.574	B	33.959	33.690	47.925	264.7		11:51.854	5	1	1:43.181	32.030	34.188	36.963	268.0	10:18.111	
	7	2	5:29.563	4:15.728	35.541	38.294		17:21.417		6	1	1:42.377	32.098	33.404	36.875	268.0	12:00.488		
	8	2	1:43.596	32.270	33.210	38.116	262.8	19:05.013		7	1	1:44.647	32.663	33.283	38.701	268.7	13:45.135		
	9	2	1:41.073	31.620	32.572	36.881	262.8	20:46.086		8	1	1:46.298	35.031	33.150	38.117	235.8	15:31.433		
	10	2	1:41.767	31.890	32.694	37.183	264.7	22:27.853		9	1	1:47.324	34.014	34.020	39.290	265.4	17:18.757		
	11	2	1:41.535	32.031	32.574	36.930	264.7	24:09.388		10	1	1:43.999	32.916	33.262	37.821	258.4	19:02.756		
	12	2	1:41.027	31.626	32.453	36.948	262.1	25:50.415		11	1	1:42.253	32.282	32.853	37.118	269.3	20:45.009		
	13	2	1:40.732	31.517	32.242	36.973	262.8	27:31.147		12	1	1:42.355	31.901	32.672	37.782	268.7	22:27.364		
	14	2	1:48.625	B	32.491	33.047	43.087	263.4		29:19.772	13	1	1:43.761	33.891	33.021	36.849	261.5	24:11.125	
	15	1	4:11.873	3:00.485	33.068	38.320		33:31.645		14	1	1:43.058	31.929	34.104	37.025	270.0	25:54.183		
	16	1	1:48.049	32.082	36.758	39.209	262.8	35:19.694		15	1	1:41.511	31.868	32.881	36.762	268.0	27:35.694		
	17	1	1:42.769	32.564	32.970	37.235	259.6	37:02.463		16	1	1:41.900	31.826	32.659	37.415	268.7	29:17.594		
	18	1	1:42.864	31.816	33.546	37.502	263.4	38:45.327		17	1	1:41.575	31.764	32.645	37.166	268.7	30:59.169		
19	1	1:41.769	31.898	32.649	37.222	264.7	40:27.096	18	1	1:42.341	31.721	33.120	37.500	270.0	32:41.510				
20	1	1:41.201	31.889	32.167	37.145	263.4	42:08.297	19	1	1:55.397	B	32.397	32.865	50.135	270.0	34:36.907			
21	1	1:53.869	B	31.881	34.121	47.867	265.4	44:02.166	20	2	5:37.216	4:28.804	32.045	36.367		40:14.123			
3	DKR Engineering							Duqueine M30 - D08 - Nissan	6	ANS Motorsport							Ligier JS P320 - Nissan		
	1.Jon BROWNSON							LMP3		1.Jonathan BROSSARD							LMP3		
	2.Laurents HORR									2.Nicolas SCHATZ									
	1	2	2:59.775	1:50.271	32.854	36.650		2:59.775		1	1	3:22.734	2:04.838	37.645	40.251		3:22.734		
	2	2	1:41.653	31.695	32.779	37.179	266.0	4:41.428		2	1	1:46.086	34.048	33.975	38.063	257.1	5:08.820		
	3	2	1:40.726	31.307	32.540	36.879	267.3	6:22.154		3	1	1:43.781	32.731	33.307	37.743	263.4	6:52.601		
	4	2	1:42.025	32.337	32.720	36.968	270.0	8:04.179		4	1	1:45.338	32.796	34.996	37.546	265.4	8:37.939		
	5	2	1:39.665	31.162	31.660	36.843	268.7	9:43.844		5	1	1:42.883	32.410	33.153	37.320	266.0	10:20.822		
	6	2	1:40.790	31.192	32.864	36.734	269.3	11:24.634		6	1	1:41.989	31.956	32.626	37.407	265.4	12:02.811		
	7	2	1:50.189	32.046	33.411	44.732	270.7	13:14.823		7	1	1:42.509	32.072	32.868	37.569	268.0	13:45.320		
	8	2	1:39.396	31.366	31.617	36.413	268.0	14:54.219		8	1	1:43.333	33.083	32.987	37.263	270.0	15:28.653		
	9	2	1:38.932	31.124	31.490	36.318	270.0	16:33.151		9	1	1:43.579	32.719	33.662	37.198	269.3	17:12.232		
	10	2	1:46.455	B	31.353	31.611	43.491	270.0		18:19.606	10	1	1:50.768	B	32.437	33.254	45.077	268.0	19:03.000
	11	1	4:22.624	3:10.041	34.163	38.420		22:42.230		11	2	4:08.925	2:43.908	45.177	39.840		23:11.925		
	12	1	1:45.064	32.101	33.715	38.248	262.8	24:27.294		12	2	1:39.617	31.337	32.023	36.257	266.7	24:51.542		
	13	1	1:44.177	32.969	33.411	37.797	264.1	26:11.471		13	2	1:39.765	31.033	31.830	36.902	269.3	26:31.307		
	14	1	1:43.235	32.724	33.084	37.427	266.7	27:54.706		14	2	1:39.314	31.264	31.757	36.293	266.0	28:10.621		
	15	1	1:42.419	32.311	32.852	37.256	266.0	29:37.125		15	2	1:39.775	31.142	31.681	36.952	268.7	29:50.396		
	16	1	1:43.059	32.598	32.968	37.493	269.3	31:20.184		16	2	1:51.840	38.368	33.860	39.612	270.7	31:42.236		
	17	1	1:41.994	32.003	32.780	37.211	268.0	33:02.178		17	2	1:41.762	32.114	32.267	37.381	269.3	33:23.998		
	18	1	1:43.014	32.175	33.494	37.345	267.3	34:45.192											
19	1	1:42.087	31.958	32.965	37.164	267.3	36:27.279												
20	1	2:20.294	B	32.140	1:00.417	47.737	267.3	38:47.573											
21	1	11:14.083	...	35.203	38.744		50:01.656												
22	1	1:43.902	32.666	33.536	37.700	262.8	51:45.558												
23	1	1:44.479	33.103	33.227	38.149	265.4	53:30.037												
24	1	1:44.237	32.652	33.267	38.318	261.5	55:14.274												
25	1	1:43.588	32.623	33.080	37.885	264.7	56:57.862												
26	1	1:43.508	32.195	33.632	37.681	266.7	58:41.370												



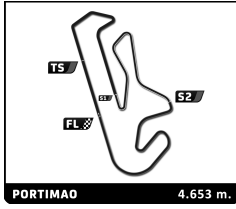
Michelin Le Mans Cup

Portimao Round

Free Practice 1

Sector Analysis

Lap under Red Flag											Invalidated Lap		Personal Best	Session Best	B Crossing the pit lane		
Lap	D	Time	Sector 1	Sector 2	Sector 3	T. Spd	Elapsed	Lap	D	Time	Sector 1	Sector 2	Sector 3	T. Spd	Elapsed		
18	2	1:41.821	32.883	32.198	36.740	266.7	35:05.819	3	1	1:44.512	33.082	33.105	38.325	258.4	6:57.431		
19	2	1:39.681	31.224	31.768	36.689	268.7	36:45.500	4	1	1:43.653	32.478	33.018	38.157	259.0	8:41.084		
20	2	1:49.981	B	31.297	34.281	44.403	266.0	38:35.481	5	1	1:43.705	32.538	33.006	38.161	260.9	10:24.789	
21	1	6:21.741	5:09.408	33.992	38.341		44:57.222	6	1	1:43.730	32.555	33.035	38.140	260.2	12:08.519		
22	1	1:43.632	32.539	33.096	37.997	268.0	46:40.854	7	1	1:51.767	B	33.419	33.324	45.024	260.9	14:00.286	
23	1	1:43.100	32.001	32.732	38.367	270.0	48:23.954	8	1	7:15.042	6:00.298	34.593	40.151		21:15.328		
24	1	1:45.824	32.833	34.058	38.933	267.3	50:09.778	9	1	1:47.263	33.347	34.693	39.223	259.0	23:02.591		
25	1	1:42.109	32.397	32.743	36.969	268.7	51:51.887	10	1	1:44.542	32.948	33.267	38.327	257.8	24:47.133		
26	1	1:43.026	32.067	32.816	38.143	271.4	53:34.913	11	1	1:44.377	32.855	33.128	38.394	257.8	26:31.510		
27	1	1:42.614	32.268	33.127	37.219	268.7	55:17.527	12	1	1:44.330	32.818	33.103	38.409	260.9	28:15.840		
28	1	1:44.810	32.827	33.442	38.541	270.0	57:02.337	13	1	1:51.280	B	33.092	33.522	44.666	259.6	30:07.120	
29	1	1:42.416	31.964	33.233	37.219	271.4	58:44.753	14	2	2:54.818	2:40.958	34.101	39.759		34:01.938		
30	1	2:16.681	1:05.810	33.707	37.164	271.4	1:01:01.434	15	2	1:48.528	33.425	34.063	41.040	259.0	35:50.466		
7 Nielsen Racing Ligier JS P320 - Nissan																	
1. Anthony WELLS LMP3																	
2. Colin NOBLE																	
1	1	3:09.707	1:55.560	34.821	39.326		3:09.707	16	2	1:47.475	33.921	34.222	39.332	256.5	37:37.941		
2	1	1:46.818	32.488	32.493	41.837	262.1	4:56.525	17	2	1:46.444	33.270	33.909	39.265	257.8	39:24.385		
3	1	1:42.723	32.323	32.821	37.579	261.5	6:39.248	18	2	1:50.120	35.024	35.121	39.975	257.8	41:14.505		
4	1	1:41.693	32.222	32.245	37.226	263.4	8:20.941	19	2	1:46.224	33.191	33.807	39.226	258.4	43:00.729		
5	1	1:41.092	31.774	32.189	37.129	266.7	10:02.033	20	2	1:47.641	34.364	34.146	39.131	248.8	44:48.370		
6	1	1:42.531	31.949	33.025	37.557	267.3	11:44.564	21	2	1:47.598	33.208	34.482	39.908	260.2	46:35.968		
7	1	1:42.801	31.977	33.432	37.392	267.3	13:27.365	22	2	1:45.827	33.584	33.374	38.869	261.5	48:21.795		
8	1	1:52.809	B	32.075	32.374	48.360	266.7	15:20.174	23	2	1:58.173	B	34.377	34.540	49.256	260.2	50:19.968
9	1	4:06.331	2:55.530	32.474	38.327		19:26.505	24	2	3:15.018	2:01.954	34.092	38.972		53:34.986		
10	1	1:43.485	33.930	32.458	37.097	262.1	21:09.990	25	2	1:46.480	33.227	33.906	39.347	261.5	55:21.466		
11	1	1:40.843	31.823	32.001	37.019	265.4	22:50.833	26	2	1:45.450	33.050	33.810	38.590	259.6	57:06.916		
12	1	1:40.986	31.779	32.030	37.177	265.4	24:31.819	27	2	1:51.944	34.521	34.872	42.551	262.1	58:58.860		
13	1	1:40.908	31.663	32.114	37.131	265.4	26:12.727	28	2	1:46.185	33.548	33.905	38.732	259.6	1:00:45.045		
14	1	1:53.188	B	31.948	34.492	46.748	266.7	28:05.915	9 AT Racing Team Ligier JS P320 - Nissan								
15	2	3:39.612	2:30.532	32.465	36.615		31:45.527	1. Alexander TALKANITSA LMP3									
16	2	1:40.352	31.681	31.957	36.714	266.7	33:25.879	2. Alexander TALKA JR									
17	2	1:41.014	32.076	32.270	36.668	268.0	35:06.893	1	2	2:55.929	1:40.963	35.400	39.566		2:55.929		
18	2	1:39.229	31.268	31.523	36.438	267.3	36:46.122	2	2	1:43.877	32.052	34.537	37.288	260.2	4:39.806		
19	2	1:40.055	31.126	32.445	36.484	268.7	38:26.177	3	2	1:43.154	31.867	33.272	38.015	262.8	6:22.960		
20	2	1:39.452	31.233	31.584	36.635	267.3	40:05.629	4	2	1:53.222	B	32.126	37.004	44.092	265.4	8:16.182	
21	2	1:39.357	31.357	31.443	36.557	266.7	41:44.986	5	2	4:35.201	3:25.214	32.729	37.258		12:51.383		
22	2	1:39.525	31.549	31.556	36.420	268.7	43:24.511	6	2	1:40.752	31.736	32.175	36.841	264.1	14:32.135		
23	2	1:39.388	31.407	31.602	36.379	268.7	45:03.899	7	2	1:40.285	31.408	32.118	36.759	265.4	16:12.420		
24	2	1:39.229	31.217	31.566	36.446	269.3	46:43.128	8	2	1:40.611	31.602	32.220	36.789	265.4	17:53.031		
25	2	1:41.247	31.529	32.075	37.643	271.4	48:24.375	9	2	1:40.847	31.457	31.853	37.537	265.4	19:33.878		
26	2	1:42.933	31.597	31.604	39.732	268.0	50:07.308	10	2	1:41.232	31.668	32.367	37.197	266.0	21:15.110		
27	2	1:38.748	31.081	31.431	36.236	266.7	51:46.056	11	2	1:48.520	B	32.506	33.411	42.603	266.0	23:03.630	
28	2	1:39.994	31.738	31.785	36.471	272.0	53:26.050	12	1	4:18.228	3:07.229	32.905	38.094		27:21.858		
29	2	1:40.187	31.284	31.897	37.006	272.0	55:06.237	13	1	1:42.633	32.232	32.755	37.646	264.7	29:04.491		
30	2	1:38.811	31.021	31.454	36.336	270.0	56:45.048	14	1	1:44.091	32.033	33.145	38.913	266.0	30:48.582		
31	2	1:44.017	32.180	33.001	38.836	272.0	58:29.065	15	1	1:42.143	31.925	32.591	37.627	264.1	32:30.725		
32	2	1:48.402	B	30.886	31.738	45.778	270.7	1:00:17.467	16	1	1:46.051	32.953	33.533	39.565	268.0	34:16.776	
8 Schnitzelalm Racing Mercedes AMG GT3																	
1. Gunnar JEANNETTE GT3																	
2. PJ HYETT																	
1	1	3:24.169	2:06.445	36.772	40.952		3:24.169	17	1	1:42.504	32.244	32.917	37.343	266.7	35:59.280		
2	1	1:48.750	33.935	33.750	41.065	254.1	5:12.919	18	1	1:46.896	31.937	33.124	41.835	268.0	37:46.176		
20 1 1:49.247 37.443 34.436 37.368 268.0 41:18.121																	
21 1 1:42.504 32.064 32.456 37.984 268.0 43:00.625																	
22 1 1:43.756 33.204 32.750 37.802 262.8 44:44.381																	
23 1 1:42.702 32.347 33.050 37.305 263.4 46:27.083																	
24 1 1:42.363 32.176 32.745 37.442 269.3 48:09.446																	



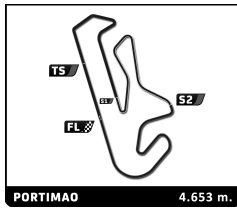
Michelin Le Mans Cup

Portimao Round

Free Practice 1

Sector Analysis

Lap under Red Flag												Invalidated Lap		Personal Best		Session Best		B Crossing the pit lane	
Lap	D	Time	Sector 1	Sector 2	Sector 3	T. Spd	Elapsed	Lap	D	Time	Sector 1	Sector 2	Sector 3	T. Spd	Elapsed				
10 Racing Spirit of Leman Ligier JS P320 - Nissan LMP3 1. Alexander MATTSCHULL 2. Tom DILLMANN																			
25	1	1:49.219	B	32.029	32.704	44.486	268.7	49:58.665											
26	2	3:41.136		2:28.022	32.244	40.870		53:39.801											
27	2	1:41.542		31.504	31.933	38.105	266.0	55:21.343											
28	2	1:41.630		31.601	32.085	37.944	264.1	57:02.973											
29	2	1:42.125		32.222	32.893	37.010	268.0	58:45.098											
30	2	1:42.314		33.123	32.494	36.697	270.7	1:00:27.412											
11 WTM Racing Duqueine M30 - D08 - Nissan LMP3 1. Torsten KRATZ 2. Leonard WEISS																			
1	2	3:44.604		2:30.257	36.221	38.126		3:44.604											
2	2	1:42.758		31.837	33.320	37.601	269.3	5:27.362											
3	2	1:39.883		31.276	31.870	36.737	263.4	7:07.245											
4	2	1:39.579		31.268	31.858	36.453	273.4	8:46.824											
5	2	1:40.395		31.079	31.975	37.341	274.8	10:27.219											
6	2	1:41.426		31.661	32.113	37.652	276.9	12:08.645											
7	2	1:47.249	B	31.715	32.146	43.388	268.7	13:55.894											
8	1	3:51.817		2:42.981	32.361	36.475		17:47.711											
9	1	1:43.495		31.740	32.306	39.449	273.4	19:31.206											
10	1	1:41.620		31.258	33.283	37.079	275.5	21:12.826											
13 Haegeli by T2 Racing Duqueine M30 - D08 - Nissan LMP3 1. Pieder DECURTINS 2. Marc BASSENG																			
1	1	3:49.392		2:29.952	38.553	40.887		3:49.392											
2	1	1:43.382		32.458	32.721	38.203	262.1	5:32.774											
3	1	1:43.305		32.109	32.829	38.367	264.7	7:16.079											
4	1	1:42.563		32.184	32.900	37.479	266.7	8:58.642											
5	1	1:57.903	B	31.769	33.769	52.365	268.7	10:56.545											
6	1	2:51.741	B	1:16.501	39.170	56.070		13:48.286											
7	1	3:37.393		2:19.762	36.613	41.018		17:25.679											
8	1	1:44.473		32.784	33.370	38.319	263.4	19:10.152											
9	1	1:42.304		31.937	32.711	37.656	265.4	20:52.456											
10	1	1:42.283		31.580	33.116	37.587	269.3	22:34.739											
11	1	1:44.984		33.539	33.898	37.547	271.4	24:19.723											
12	1	1:41.998		31.766	32.713	37.519	269.3	26:01.721											
13	1	1:41.701		31.849	32.649	37.203	269.3	27:43.422											
14	1	1:41.832		31.666	32.773	37.400	268.7	29:25.261											
15	1	1:54.463	B	31.590	38.923	43.950	270.0	31:19.724											
16	2	3:48.046		2:36.920	33.781	37.345		35:07.770											
17	2	1:40.394		31.981	31.988	36.425	271.4	36:48.164											
18	2	1:41.110		31.438	32.916	36.756	270.0	38:29.274											
19	2	1:39.711		31.288	32.031	36.392	270.7	40:08.985											
20	2	1:46.766	B	31.397	32.047	43.322	274.8	41:55.751											
21	2	4:36.187		3:24.198	32.549	39.440		46:31.938											
22	2	1:39.488		31.146	31.797	36.545	272.0	48:11.426											
23	2	1:49.131	B	31.580	32.091	45.460	272.7	50:00.557											
24	2	4:01.852		2:52.698	31.924	37.230		54:02.409											
25	2	1:39.782		31.105	31.934	36.743	272.7	55:42.191											
26	2	1:40.163		31.990	31.803	36.370	273.4	57:22.354											
27	2	1:41.178		31.242	32.007	37.929	274.1	59:03.532											
28	2	1:49.821	B	32.793	33.423	43.605	273.4	1:00:53.353											
14 DKR Engineering Duqueine M30 - D08 - Nissan LMP3 1. James WINSLOW 2. Alexander BUKHANTSOV																			
1	1	2:55.213		1:40.588	35.378	39.247		2:55.213											



Michelin Le Mans Cup

Portimao Round


Free Practice 1

Sector Analysis

PORTIMAO 4.653 m.

Lap under Red Flag Invalidated Lap Personal Best Session Best B Crossing the pit lane

Lap	D	Time	Sector 1	Sector 2	Sector 3	T. Spd	Elapsed	Lap	D	Time	Sector 1	Sector 2	Sector 3	T. Spd	Elapsed
2	1	1:46.849	31.808	36.525	38.516	259.6	4:42.062	24	1	1:43.852	32.456	33.225	38.171	268.7	53:09.487
3	1	1:41.467	31.590	32.461	37.416	264.7	6:23.529	25	1	1:45.134	32.997	33.584	38.553	270.0	54:54.621
4	1	1:45.195	33.661	33.207	38.327	268.0	8:08.724	26	1	1:44.002	32.211	33.361	38.430	267.3	56:38.623
5	1	1:43.044	31.434	34.196	37.414	263.4	9:51.768	27	1	1:44.907	32.730	33.551	38.626	268.0	58:23.530
6	1	1:40.664	31.765	32.283	36.616	264.1	11:32.432	28	1	1:57.213 B	33.264	33.935	50.014	269.3	1:00:20.743
7	1	1:53.571 B	32.865	33.974	46.732	268.0	13:26.003	20 Optimum Motorsport Duqueine M30 - D08 - Nissan							
8	2	4:17.877	3:06.712	33.324	37.841		17:43.880	1. Mark CRADER LMP3							
9	2	1:43.343	32.454	32.851	38.038	264.7	19:27.223	2. Alex MORTIMER							
10	2	1:43.772	33.466	33.159	37.147	268.0	21:10.995	1	1	3:50.214	2:28.948	39.063	42.203		3:50.214
11	2	1:41.196	31.702	32.337	37.157	267.3	22:52.191	2	1	1:44.838	33.332	33.577	37.929	261.5	5:35.052
12	2	1:40.694	31.507	32.293	36.894	267.3	24:32.885	3	1	1:45.060	33.024	32.872	39.164	264.7	7:20.112
13	2	2:17.546 B	31.585	32.221	1:13.740	268.0	26:50.431	4	1	1:42.513	32.358	32.733	37.422	265.4	9:02.625
14	2	2:55.011	1:44.632	32.737	37.642		29:45.442	5	1	1:42.748	31.867	32.688	38.193	268.0	10:45.373
15	2	1:42.109	32.143	32.958	37.008	270.7	31:27.551	6	1	1:43.215	31.988	32.751	38.476	268.0	12:28.588
16	2	1:41.884	31.541	32.417	37.926	269.3	33:09.435	7	1	1:42.436	32.124	32.641	37.671	266.7	14:11.024
17	2	1:41.653	32.131	32.458	37.064	270.7	34:51.088	8	1	1:42.238	32.087	32.634	37.517	267.3	15:53.262
18	2	1:41.161	31.770	32.400	36.991	268.7	36:32.249	9	1	1:42.410	31.681	32.556	38.173	267.3	17:35.672
19	2	1:47.383 B	31.715	32.558	43.110	267.3	38:19.632	10	1	1:42.980	31.868	32.582	38.530	266.0	19:18.652
20	1	5:49.887	4:33.562	34.584	41.741		44:09.519	11	1	1:42.500	31.878	32.903	37.719	269.3	21:01.152
21	1	1:44.994	34.261	33.513	37.220	265.4	45:54.513	12	1	1:55.392 B	32.918	34.064	48.410	269.3	22:56.544
22	1	1:41.158	31.624	32.359	37.175	268.0	47:35.671	13	2	3:52.398	2:42.563	32.854	36.981		26:48.942
23	1	1:40.892	31.621	32.503	36.768	267.3	49:16.563	14	2	1:41.157	32.218	32.391	36.548	270.0	28:30.099
24	1	1:45.404	31.586	33.240	40.578	268.0	51:01.967	15	2	1:40.446	31.407	32.394	36.645	272.0	30:10.545
25	1	1:40.455	31.463	32.312	36.680	270.0	52:42.422	16	2	1:40.389	31.441	32.219	36.729	272.7	31:50.934
26	1	1:40.812	31.499	32.335	36.978	268.7	54:23.234	17	2	1:47.967	31.502	32.803	43.662	273.4	33:38.901
27	1	1:41.863	31.531	33.167	37.165	270.0	56:05.097	18	2	1:41.388	31.459	32.247	37.682	270.7	35:20.289
28	1	1:50.700 B	31.452	33.069	46.179	269.3	57:55.797	19	2	1:54.089 B	33.235	35.794	45.060	268.0	37:14.378
17 IDEC Sport Ligier JS P320 - Nissan								22 United Autosports Ligier JS P320 - Nissan							
1. Patrice LAFARGUE LMP3								1. Andres LATORRE LMP3							
2. Dino LUNARDI								2. Garnet PATTERSON							
1	2	3:00.835	1:50.819	33.012	37.004		3:00.835	1	1	8:16.514	6:50.769	42.378	43.367		8:16.514
2	2	1:42.185	31.976	32.530	37.679	265.4	4:43.020	2	1	1:44.646	32.813	33.066	38.767	257.1	10:01.160
3	2	1:46.368	31.805	32.422	42.141	268.7	6:29.388	3	1	1:45.232	32.367	33.286	39.579	260.9	11:46.392
4	2	1:40.727	31.498	32.116	37.113	266.0	8:10.115	4	1	1:45.088	32.797	33.590	38.701	262.1	13:31.480
5	2	1:48.644 B	31.420	33.227	43.997	267.3	9:58.759	5	1	1:45.631	33.030	33.682	38.919	261.5	15:17.111
6	1	4:36.421	3:24.676	33.804	37.941		14:35.180	6	1	1:44.103	32.747	33.082	38.274	261.5	17:01.214
7	1	1:43.618	32.290	33.112	38.216	266.7	16:18.798	7	1	1:43.255	32.471	32.860	37.924	261.5	18:44.469
8	1	1:43.630	32.934	33.111	37.585	266.7	18:02.428	8	1	1:43.998	32.688	33.094	38.216	262.1	20:28.467
9	1	1:43.696	32.315	33.181	38.200	267.3	19:46.124	9	1	1:42.601	32.283	32.414	37.904	261.5	22:11.068
10	1	1:44.131	33.065	33.188	37.878	266.7	21:30.255	10	1	1:42.672	31.988	32.755	37.929	262.8	23:53.740
11	1	1:43.499	32.472	33.093	37.934	268.7	23:13.754	11	1	2:01.468 B	34.239	38.171	49.058	260.2	25:55.208
12	1	1:42.499	32.037	32.871	37.591	266.7	24:56.253	12	2	4:45.773	3:35.369	34.064	36.340		30:40.981
13	1	1:43.810	32.498	33.470	37.842	267.3	26:40.063	13	2	1:39.197	31.228	31.858	36.111	264.1	32:20.178
14	1	1:55.686 B	33.596	34.467	47.623	268.0	28:35.749								
15	2	6:47.854	5:37.087	32.393	38.374		35:23.603								
16	2	1:40.507	31.664	32.542	36.301	270.0	37:04.110								
17	2	1:39.980	31.360	32.167	36.453	268.7	38:44.090								
18	2	1:41.874	31.350	32.352	38.172	268.7	40:25.964								
19	2	1:39.921	31.213	31.888	36.820	270.0	42:05.885								
20	2	1:52.174	31.831	39.105	41.238	271.4	43:58.059								
21	2	1:38.965	31.159	31.666	36.140	269.3	45:37.024								
22	2	1:45.912 B	31.598	31.950	42.364	270.7	47:22.936								
23	1	4:02.699	2:50.830	33.644	38.225		51:25.635								



Michelin Le Mans Cup

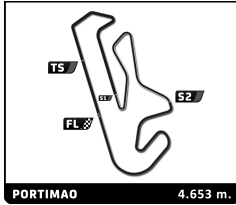
Portimao Round

Free Practice 1

Sector Analysis

Lap under Red Flag Invalidated Lap Personal Best Session Best Crossing the pit lane

Lap	D	Time	Sector 1	Sector 2	Sector 3	T. Spd	Elapsed	Lap	D	Time	Sector 1	Sector 2	Sector 3	T. Spd	Elapsed	
14	2	1:51.944	31.264	34.403	46.277	270.0	34:12.122	12	1	1:46.536	32.696	33.572	40.268	261.5	26:08.885	
15	2	1:51.832 B	31.300	35.788	44.744	264.1	36:03.954	13	1	1:44.649	32.559	33.219	38.871	262.1	27:53.534	
23	United Autosports 1. John SCHAUERMAN 2. Wayne BOYD							Ligier JS P320 - Nissan LMP3	14	1	1:46.145	32.446	33.212	40.487	262.8	29:39.679
1	1	8:48.913	7:23.681	41.442	43.790		8:48.913	15	1	1:45.272	32.654	33.833	38.785	264.1	31:24.951	
2	1	1:43.416	32.837	33.214	37.365	256.5	10:32.329	16	1	1:44.262	32.242	33.623	38.397	264.1	33:09.213	
3	1	1:42.966	32.315	33.424	37.227	261.5	12:15.295	17	1	1:45.139	33.458	33.046	38.635	255.3	34:54.352	
4	1	1:41.750	32.083	32.649	37.018	260.9	13:57.045	18	1	1:43.644	32.310	33.207	38.127	264.1	36:37.996	
5	1	1:41.812	31.934	32.646	37.232	262.1	15:38.857	19	1	2:01.157 B	32.563	36.354	52.240	264.7	38:39.153	
6	1	1:47.715	32.065	34.176	41.474	263.4	17:26.572	20	2	3:44.449	2:34.770	32.697	36.982		42:23.602	
7	1	1:50.601	32.293	33.795	44.513	262.8	19:17.173	21	2	1:41.607	31.852	32.713	37.042	268.7	44:05.209	
8	1	1:41.445	32.039	32.482	36.924	262.1	20:58.618	22	2	1:40.423	31.374	32.234	36.815	269.3	45:45.632	
9	1	1:43.841	31.956	33.544	38.341	262.1	22:42.459	23	2	1:40.788	31.580	32.309	36.899	270.7	47:26.420	
10	1	1:55.090 B	33.578	34.384	47.128	266.7	24:37.549	24	2	1:40.261	31.331	32.264	36.666	270.0	49:06.681	
11	1	5:24.507	4:14.600	32.861	37.046		30:02.056	25	2	1:47.202 B	31.503	32.136	43.563	270.0	50:53.883	
12	1	1:41.619	32.048	32.579	36.992	261.5	31:43.675	26	1	3:50.400	2:38.235	33.940	38.225		54:44.283	
13	1	1:41.799	31.909	32.446	37.444	262.8	33:25.474	27	1	1:43.590	32.261	33.138	38.191	264.1	56:27.873	
14	1	1:48.802	32.768	32.757	42.277	261.5	35:14.276	28	1	1:42.948	32.065	32.924	37.959	266.7	58:10.821	
15	1	1:41.514	31.861	32.657	36.996	258.4	36:55.790	29	1	1:43.134	31.804	33.094	38.236	267.3	59:53.955	
16	1	1:43.604	31.810	33.862	37.932	264.1	38:39.394	30	1	2:09.224 B	38.199	41.717	49.308	266.0	1:02:03.179	
17	1	1:51.910	32.621	36.408	41.881	259.6	40:31.304	28	MY2S Forestier Racing 1. Christophe CRESPI 2. Emilien CARDE Ligier JS P320 - Nissan LMP3							
18	1	1:49.922 B	31.925	34.094	43.903	261.5	42:21.226	1	1	3:33.393	2:13.900	36.858	42.635		3:33.393	
19	2	5:25.501	4:16.832	32.327	36.342		47:46.727	2	1	1:44.754	33.944	33.409	37.401	262.8	5:18.147	
20	2	1:38.821	31.167	31.631	36.023	264.1	49:25.548	3	1	1:41.408	31.919	32.738	36.751	266.0	6:59.555	
21	2	1:39.148	31.184	31.629	36.335	263.4	51:04.696	4	1	1:45.476	31.697	33.213	40.566	266.7	8:45.031	
22	2	1:48.146 B	31.803	32.796	43.547	265.4	52:52.842	5	1	1:41.772	31.896	32.794	37.082	267.3	10:26.803	
24	H24 Racing 1. Stéphane RICHELMI							H24 INN	6	1	1:42.302	32.015	33.167	37.120	268.0	12:09.105
1	1	3:30.795	2:05.464	39.546	45.785		3:30.795	7	1	1:53.396	36.773	37.313	39.310	269.3	14:02.501	
2	1	1:58.388	37.380	39.875	41.133	221.3	5:29.183	8	1	1:41.973	32.160	32.691	37.122	266.0	15:44.474	
3	1	1:53.231	35.691	35.225	42.315	226.4	7:22.414	9	1	1:51.858 B	32.273	32.796	46.789	267.3	17:36.332	
4	1	1:59.431	38.064	36.707	44.660	193.9	9:21.845	10	2	3:55.068	2:44.847	32.654	37.567		21:31.400	
5	1	1:59.143	37.666	36.748	44.729	192.5	11:20.988	11	2	1:44.257	32.447	34.089	37.721	266.7	23:15.657	
6	1	2:01.325	38.786	37.919	44.620	189.8	13:22.313	12	2	1:41.027	31.558	32.532	36.937	267.3	24:56.684	
7	1	2:03.308	38.577	38.286	46.445	186.2	15:25.621	13	2	1:43.736	32.379	33.514	37.843	267.3	26:40.420	
8	1	2:27.123 B	38.601	39.949	2:08.573	200.4	18:52.744	14	2	1:41.701	32.575	32.382	36.744	268.0	28:22.121	
9	1	2:50.512	1:11.042	42.068	57.402		21:43.256	15	2	1:41.166	31.668	32.657	36.841	268.0	30:03.287	
27	24-7 Motorsport 1. Andrew FERGUSON 2. Louis HAMILTON-SMITH							Ligier JS P320 - Nissan LMP3	16	2	1:46.988	31.773	35.898	39.317	268.7	31:50.275
1	2	4:27.932	3:13.963	35.050	38.919		4:27.932	17	2	1:42.438	31.618	32.562	38.258	268.7	33:32.713	
2	2	1:47.759	33.154	33.051	41.554	264.1	6:15.691	18	2	1:51.271 B	31.679	33.159	46.433	266.7	35:23.984	
3	2	1:43.162	32.026	32.790	38.346	266.7	7:58.853	19	2	5:16.254	4:07.407	32.303	36.544		40:40.238	
4	2	1:42.232	32.557	32.611	37.064	262.1	9:41.085	20	2	1:41.711	32.419	32.354	36.938	268.7	42:21.949	
5	2	1:42.464	32.290	32.610	37.564	267.3	11:23.549	21	2	1:40.941	31.752	32.441	36.748	270.0	44:02.890	
6	2	1:41.002	31.771	32.421	36.810	269.3	13:04.551	22	2	1:41.845	32.992	32.411	36.442	271.4	45:44.735	
7	2	1:41.219	31.597	32.542	37.080	268.7	14:45.770	23	2	1:39.382	31.202	31.782	36.398	270.7	47:24.117	
8	2	1:50.761 B	32.096	32.691	45.974	268.0	16:36.531	24	2	1:39.017	31.074	31.617	36.326	270.7	49:03.134	
9	1	4:08.283	2:53.147	34.267	40.869		20:44.814	25	2	1:41.863	31.325	31.879	38.659	270.0	50:44.997	
10	1	1:48.996	35.555	33.811	39.630	240.0	22:33.810	26	2	1:39.988	31.912	31.840	36.236	271.4	52:24.985	
11	1	1:48.539	33.883	35.933	38.723	260.9	24:22.349	27	2	1:41.573	31.045	32.364	38.164	270.7	54:06.558	
								28	2	1:43.607	32.078	32.930	38.599	273.4	55:50.165	
								29	2	1:41.966	31.731	32.240	37.995	267.3	57:32.131	
								30	2	1:40.175	31.872	31.772	36.531	264.1	59:12.306	
								31	2	1:47.521 B	31.498	32.083	43.940	271.4	1:00:59.827	




Michelin Le Mans Cup

Portimao Round

Free Practice 1

Sector Analysis

Lap under Red Flag											Invalidated Lap	Personal Best	Session Best	B Crossing the pit lane							
Lap	D	Time	Sector 1	Sector 2	Sector 3	T. Spd	Elapsed	Lap	D	Time	Sector 1	Sector 2	Sector 3	T. Spd	Elapsed						
29		MV2S Forestier Racing					Ligier JS P320 - Nissan														
		1. Louis ROUSSET					LMP3														
		2. Jérôme DE SADELEER																			
1	2	4:49.946	3:31.846	37.085	41.015		4:49.946	22	1	4:07.744	2:52.031	36.067	39.646		51:17.375						
2	2	1:40.961	31.970	32.442	36.549	258.4	6:30.907	23	1	1:47.543	35.386	34.046	38.111	261.5	53:04.918						
3	2	1:48.462	31.718	32.181	44.563	266.0	8:19.369	24	1	1:42.886	32.328	32.942	37.616	264.1	54:47.804						
4	2	1:40.666	31.454	32.022	37.190	264.7	10:00.035	25	1	1:44.869	32.636	34.082	38.151	265.4	56:32.673						
5	2	1:55.364	31.492	35.029	48.843	266.0	11:55.399	26	1	1:47.278	31.820	33.874	41.584	266.7	58:19.951						
6	2	1:39.455	31.402	31.766	36.287	265.4	13:34.854	27	1	1:42.829	32.164	32.656	38.009	263.4	1:00:02.780						
7	2	1:40.703	31.620	32.204	36.879	268.7	15:15.557								31		AF Corse				
8	2	1:40.231	31.314	32.195	36.722	268.0	16:55.788								Ligier JS P320 - Nissan						
9	2	1:47.286	31.393	33.188	42.705	267.3	18:43.074								LMP3						
10	2	7:24.260	6:13.752	32.541	37.967		26:07.334								1. Kriton LENTOUDIS						
11	2	1:40.555	31.665	32.108	36.782	266.7	27:47.889								2. Rui AGUAS						
12	2	1:39.935	31.183	32.157	36.595	266.0	29:27.824	1	1	4:50.773	3:23.547	40.658	46.568		4:50.773						
13	2	1:40.123	31.741	31.955	36.427	267.3	31:07.947	2	1	1:49.905	35.222	34.517	40.166	246.6	6:40.678						
14	2	1:44.813	31.458	31.753	41.602	266.7	32:52.760	3	1	1:47.019	34.168	33.929	38.922	249.4	8:27.697						
15	1	5:48.276	4:38.406	32.986	36.884		38:41.036	4	1	1:45.113	33.243	33.538	38.332	257.8	10:12.810						
16	1	1:40.840	31.481	32.606	36.753	266.0	40:21.876	5	1	1:46.566	33.139	33.488	39.939	259.6	11:59.376						
17	1	1:42.234	32.065	32.986	37.183	266.0	42:04.110	6	1	1:45.538	33.014	33.677	38.847	260.2	13:44.914						
18	1	1:40.583	31.630	32.357	36.596	266.7	43:44.693	7	1	1:46.400	34.448	33.647	38.305	260.2	15:31.314						
19	1	1:40.190	31.329	32.156	36.705	266.7	45:24.883	8	1	1:49.959	35.604	35.889	38.466	259.6	17:21.273						
20	1	1:46.276	31.415	32.190	42.671	268.7	47:11.159	9	1	1:56.737	33.468	34.108	49.161	260.9	19:18.010						
21	1	3:48.977	2:36.259	32.537	40.181		51:00.136	10	1	4:23.186	3:08.150	35.476	39.560		23:41.196						
22	1	1:40.163	31.394	32.306	36.463	268.7	52:40.299	11	1	1:45.110	33.028	33.855	38.227	259.6	25:26.306						
23	1	1:39.449	31.163	32.097	36.189	268.7	54:19.748	12	1	1:47.603	33.607	34.471	39.525	260.2	27:13.909						
24	1	1:39.462	31.126	32.043	36.293	269.3	55:59.210	13	1	1:45.620	33.372	33.409	38.839	259.6	28:59.529						
25	1	1:45.573	31.191	31.993	42.389	271.4	57:44.783	14	1	1:50.239	33.025	37.864	39.350	260.2	30:49.768						
26	1	1:50.655	31.256	31.986	47.413	270.0	59:35.438	15	1	1:44.944	32.804	33.858	38.282	260.9	32:34.712						
30		Frikadelli Racing Team					Ligier JS P320 - Nissan														
		1. Klaus ABBELEN					LMP3														
		2. Felipe LASER																			
1	2	4:16.790	3:05.277	33.683	37.830		4:16.790	15	1	1:44.019	32.804	33.858	38.282	260.9	32:34.712						
2	2	1:46.793	32.298	32.146	42.349	259.6	6:03.583	16	1	1:44.019	32.449	33.530	38.040	262.1	34:18.731						
3	2	1:39.651	31.359	31.966	36.326	264.1	7:43.234	17	1	1:45.590	32.189	33.715	38.686	264.7	36:04.321						
4	2	1:39.926	31.280	32.103	36.543	266.7	9:23.160	18	1	1:44.888	32.590	33.751	38.547	262.8	37:49.209						
5	2	1:49.204	31.433	32.175	45.596	268.7	11:12.364	19	1	1:46.823	32.747	33.628	40.448	262.1	39:36.032						
6	2	1:43.149	31.288	31.761	40.100	266.0	12:55.513	20	1	2:01.095	33.093	34.473	53.529	262.1	41:37.127						
7	2	1:43.703	31.318	33.517	38.868	268.0	14:39.216	21	1	7:18.791	5:49.692	34.412	54.687		48:55.918						
8	2	1:39.615	31.135	31.894	36.586	269.3	16:18.831	22	1	4:12.786	2:55.946	37.071	39.769		53:08.704						
9	2	1:46.034	31.279	32.004	42.751	268.0	18:04.865	23	1	1:52.393	34.454	35.946	41.993	259.6	55:01.097						
10	2	4:18.615	3:05.641	32.174	40.800		22:23.480	24	1	1:46.614	32.978	33.816	39.820	261.5	56:47.711						
11	2	1:40.193	31.199	32.334	36.660	267.3	24:03.673	25	1	1:46.839	32.601	34.470	39.768	262.1	58:34.550						
12	2	1:48.014	31.250	32.248	44.516	267.3	25:51.687	26	1	1:45.594	33.087	33.481	39.026	262.8	1:00:20.144						
13	2	4:41.929	3:33.145	32.285	36.499		30:33.616								33		Team Virage				
14	2	1:40.240	31.440	32.206	36.594	265.4	32:13.856								Ligier JS P320 - Nissan						
15	2	1:41.119	32.147	32.147	36.825	266.7	33:54.975								LMP3						
16	2	1:39.802	31.258	32.099	36.445	266.7	35:34.777								1. Antonio FORNE						
17	2	1:50.327	31.310	32.036	46.981	268.0	37:25.104								2. Christian BOGLE						
18	1	4:03.550	2:51.176	33.374	39.000		41:28.654	1	1	4:12.866	2:48.866	43.204	40.796		4:12.866						
19	1	1:43.887	32.563	33.295	38.029	257.1	43:12.541	2	1	1:42.809	32.220	32.556	38.033	257.1	5:55.675						
20	1	1:43.995	32.477	33.394	38.124	262.8	44:56.536	3	1	1:42.721	32.140	33.186	37.395	263.4	7:38.396						
21	1	2:13.095	37.861	42.210	53.024	260.9	47:09.631	4	1	1:42.949	31.857	32.681	38.411	262.1	9:21.345						
																5					
																6					
																7					
																8					
																9					
																10					
																11					
																12					
																13					
																14					
																15					



Michelin Le Mans Cup

Portimao Round

Free Practice 1

Sector Analysis

Lap	D	Time	Sector 1	Sector 2	Sector 3	T. Spd	Elapsed	Lap	D	Time	Sector 1	Sector 2	Sector 3	T. Spd	Elapsed
16	2	4:35.924	3:25.151	33.492	37.281		35:31.811	5	2	1:58.576	36.098	38.951	43.527	266.7	15:00.926
17	2	1:41.568	32.156	32.591	36.821	265.4	37:13.379	6	2	1:41.833	32.761	32.444	36.628	266.0	16:42.759
18	2	1:43.999	32.294	32.525	39.180	270.0	38:57.378	7	2	1:39.246	31.182	31.641	36.423	266.7	18:22.005
19	2	1:41.664	32.462	32.340	36.862	264.7	40:39.042	8	2	1:48.661 B	31.872	32.650	44.139	266.7	20:10.666
20	2	1:42.159	33.084	32.299	36.776	266.0	42:21.201	9	1	3:37.657	2:23.827	35.357	38.473		23:48.323
21	2	1:41.291	32.009	32.486	36.796	268.0	44:02.492	10	1	1:43.773	32.734	33.502	37.537	264.1	25:32.096
22	2	1:47.365 B	31.738	32.626	43.001	267.3	45:49.857	11	1	1:42.719	32.219	32.852	37.648	265.4	27:14.815
23	2	3:49.016	2:39.752	32.344	36.920		49:38.873	12	1	1:47.491	32.975	35.603	38.913	266.0	29:02.306
24	2	1:40.367	31.637	32.156	36.574	266.7	51:19.240	13	1	1:44.216	32.474	33.556	38.186	266.0	30:46.522
25	2	1:40.981	31.918	32.509	36.554	268.7	53:00.221	14	1	1:43.738	32.217	33.593	37.928	266.7	32:30.260
26	2	1:40.298	31.666	32.066	36.566	269.3	54:40.519	15	1	1:44.533	32.441	34.065	38.027	269.3	34:14.793
27	2	1:39.994	31.368	32.026	36.600	268.0	56:20.513	16	1	1:43.514	32.599	33.286	37.629	268.7	35:58.307
28	2	1:40.505	31.615	32.252	36.638	271.4	58:01.018	17	1	1:49.985 B	32.357	33.301	44.327	268.0	37:48.292
29	2	1:40.755	31.526	32.614	36.615	270.0	59:41.773	18	1	3:55.530	2:44.873	32.802	37.855		41:43.822
30	2	1:40.284	31.542	32.201	36.541	267.3	1:01:22.057	19	1	1:54.421 B	34.318	34.162	45.941	265.4	43:38.243

37 CD Sport
 1. Huijin HAN
 2. Belén GARCIA
 Ligier JS P320 - Nissan LMP3

1	1	4:33.277	3:06.829	43.044	43.404		4:33.277
2	1	1:48.336	34.822	34.759	38.755	254.7	6:21.613
3	1	1:44.851	32.995	33.480	38.376	260.2	8:06.464
4	1	1:45.295	32.805	33.976	38.514	262.1	9:51.759
5	1	1:45.215	33.541	33.301	38.373	260.9	11:36.974
6	1	1:47.573	33.925	34.057	39.591	260.2	13:24.547
7	1	1:45.509	33.463	33.515	38.531	259.0	15:10.056
8	1	1:44.135	32.663	33.373	38.099	262.1	16:54.191
9	1	1:45.162	32.781	32.986	39.395	262.8	18:39.353
10	1	1:46.392	33.148	33.561	39.683	260.9	20:25.745
11	1	1:44.126	32.606	33.176	38.344	260.9	22:09.871
12	1	1:46.626	34.856	32.837	38.933	261.5	23:56.497
13	1	1:53.399 B	32.811	33.006	47.582	260.2	25:49.896
14	2	4:33.575	3:21.639	33.655	38.281		30:23.471
15	2	1:41.490	31.836	32.672	36.982	262.1	32:04.961
16	2	1:50.536 B	31.487	33.167	45.882	264.1	33:55.497
17	2	7:23.281	6:11.404	34.194	37.683		41:18.778
18	2	1:42.013	32.158	32.531	37.324	264.7	43:00.791
19	2	1:46.035	33.322	33.346	39.367	264.7	44:46.826
20	2	1:41.949	32.650	32.136	37.163	266.0	46:28.775
21	2	1:41.307	31.710	32.274	37.323	264.1	48:10.082
22	2	1:42.428	31.858	32.707	37.863	268.7	49:52.510
23	2	1:42.344	31.768	32.289	38.287	265.4	51:34.854
24	2	1:41.232	32.001	32.466	36.765	264.1	53:16.086
25	2	1:41.884	31.540	32.167	38.177	268.7	54:57.970
26	2	1:44.243	31.748	32.785	39.710	268.7	56:42.213
27	2	1:41.485	31.587	32.166	37.732	269.3	58:23.698
28	2	1:40.752	31.721	32.112	36.919	272.7	1:00:04.450

40 GRAFF Racing
 1. Luis SANJUAN
 2. David DROUX
 Ligier JS P320 - Nissan LMP3

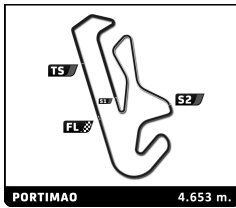
1	2	4:11.974 B	2:23.810	43.649	1:04.515		4:11.974
2	2	5:28.092	4:18.915	32.398	36.779		9:40.066
3	2	1:43.111	32.884	32.092	38.135	266.7	11:23.177
4	2	1:39.173	31.210	31.717	36.246	264.7	13:02.350

43 Racing Spirit of Lemans
 1. Jacques WOLFF
 2. Josh SKELTON
 Ligier JS P320 - Nissan LMP3

1	1	4:36.794	3:17.891	37.422	41.481		4:36.794
2	1	1:55.337 B	34.519	33.221	47.597	255.9	6:32.131
3	1	2:33.555	1:22.034	33.853	37.668		9:05.686
4	1	1:44.747	32.281	32.691	39.775	262.8	10:50.433
5	1	1:42.307	32.377	32.651	37.279	259.0	12:32.740
6	1	1:41.743	32.015	32.437	37.291	264.7	14:14.483
7	1	1:41.880	31.981	32.590	37.309	266.0	15:56.363
8	1	1:41.870	32.080	32.495	37.295	266.7	17:38.233
9	1	1:42.191	31.835	32.556	37.800	266.0	19:20.424
10	1	1:49.267 B	32.033	32.560	44.674	266.7	21:09.691
11	2	3:55.572	2:46.949	32.228	36.395		25:05.263
12	2	1:42.925	31.416	33.319	38.190	265.4	26:48.188
13	2	1:39.468	31.141	31.744	36.583	264.7	28:27.656
14	2	1:42.357	31.259	32.598	38.500	266.7	30:10.013
15	2	1:39.600	31.151	31.834	36.615	266.7	31:49.613
16	2	1:48.895 B	31.201	32.923	44.771	267.3	33:38.508
17	2	5:29.295	4:20.507	32.356	36.432		39:07.803
18	2	1:39.344	31.246	31.764	36.334	266.7	40:47.147
19	2	1:44.036	32.683	33.562	37.791	269.3	42:31.183
20	2	1:39.392	31.198	31.725	36.469	266.0	44:10.575
21	2	1:38.999	31.217	31.588	36.194	268.7	45:49.574
22	2	1:39.077	31.086	31.721	36.270	268.0	47:28.651
23	2	1:56.939 B	33.829	35.504	47.606	269.3	49:25.590
24	1	4:40.712	3:29.018	33.472	38.222		54:06.302
25	1	1:44.945	33.842	33.331	37.772	268.0	55:51.247
26	1	1:48.215	32.741	34.194	41.280	270.0	57:39.462
27	1	1:52.202	32.776	33.675	45.751	269.3	59:31.664
28	1	1:41.922	31.918	32.616	37.388	267.3	1:01:13.586

44 GMB Motorsport
 1. Gustav BIRCH
 2. Jens MØLLER
 Honda NSX GT3 GT3

1	1	4:01.794	2:45.168	36.035	40.591		4:01.794
2	1	1:46.154	33.094	33.903	39.157	256.5	5:47.948
3	1	1:46.764	33.710	33.695	39.359	257.1	7:34.712
4	1	1:46.690	33.053	33.734	39.903	259.6	9:21.402



Michelin Le Mans Cup

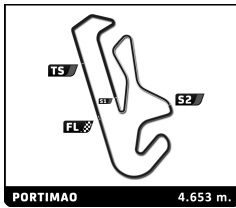
Portimao Round

Free Practice 1

Sector Analysis

Lap under Red Flag Invalidated Lap ■ Personal Best ■ Session Best **B** Crossing the pit lane

Lap	D	Time	Sector 1	Sector 2	Sector 3	T. Spd	Elapsed	Lap	D	Time	Sector 1	Sector 2	Sector 3	T. Spd	Elapsed
55 GMB Motorsport Honda NSX GT3 GT3								1. Kasper H. JENSEN 2. Kristian POULSEN							
5	1	1:45.728	33.085	33.778	38.865	255.9	11:07.130	1	2	4:23.786	3:05.445	36.888	41.453		4:23.786
6	1	1:46.231	33.333	33.844	39.054	259.6	12:53.361	2	2	1:49.104	34.446	34.869	39.789	253.5	6:12.890
7	1	1:54.478 B	32.797	35.664	46.017	260.2	14:47.839	3	2	1:46.691	33.529	33.684	39.478	258.4	7:59.581
8	1	6:42.210	5:29.483	33.862	38.865		21:30.049	4	2	1:46.329	33.255	33.786	39.288	257.1	9:45.910
9	1	1:47.812	33.300	34.616	39.896	257.8	23:17.861	5	2	1:45.911	33.382	33.740	38.789	257.8	11:31.821
10	1	1:45.523	32.742	33.834	38.947	258.4	25:03.384	6	2	1:46.705	32.987	34.166	39.552	256.5	13:18.526
11	1	1:44.835	32.721	33.465	38.649	257.8	26:48.219	7	2	1:45.620	33.076	33.835	38.709	257.8	15:04.146
12	1	1:52.712 B	33.564	33.638	45.510	259.0	28:40.931	8	2	1:45.321	33.271	33.410	38.640	257.8	16:49.467
13	2	3:38.903	2:25.137	34.520	39.246		32:19.834	9	2	1:45.811	33.410	33.778	38.623	257.8	18:35.278
14	2	1:46.733	33.321	33.851	39.561	256.5	34:06.567	10	2	1:55.035 B	33.291	33.807	47.937	257.8	20:30.313
15	2	1:46.241	33.210	34.039	38.992	259.0	35:52.808	11	1	7:28.590	6:15.899	33.859	38.832		27:58.903
16	2	1:46.329	33.532	33.924	38.873	257.8	37:39.137	12	1	1:46.177	34.159	33.355	38.663	257.8	29:45.080
17	2	1:48.269	33.277	33.456	41.536	258.4	39:27.406	13	1	1:45.383	33.468	33.312	38.603	250.0	31:30.463
18	2	1:54.476 B	35.217	33.993	45.266	258.4	41:21.882	14	1	1:44.331	32.811	33.215	38.305	257.8	33:14.794
19	2	9:07.782	7:55.415	33.494	38.873		50:29.664	15	1	1:44.307	32.719	33.110	38.478	258.4	34:59.101
20	2	1:47.413	33.475	33.701	40.237	257.1	52:17.077	16	1	1:51.100 B	32.815	33.323	44.962	258.4	36:50.201
21	2	1:47.505	33.243	34.004	40.258	259.0	54:04.582	17	1	4:17.039	3:05.031	33.423	38.585		41:07.240
22	2	1:45.553	32.938	33.561	39.054	259.6	55:50.135	18	1	1:45.337	33.548	33.415	38.374	258.4	42:52.577
23	2	1:47.190	33.200	34.411	39.569	260.9	57:37.315	19	1	1:44.592	32.778	33.327	38.487	258.4	44:37.169
24	2	1:45.889	33.265	33.544	39.080	259.6	59:23.204	20	1	1:44.398	32.623	33.263	38.512	259.6	46:21.567
25	2	1:58.196 B	34.844	33.793	49.559	260.9	1:01:21.400	21	1	1:53.597 B	32.889	33.498	47.210	259.6	48:15.164
51 AF Corse Ferrari 488 GT3 GT3								1. Koizumi HIROSHI 2. Kei COZZOLINO							
1	1	4:25.870	2:58.674	39.876	47.320		4:25.870	22	1	5:17.470	4:01.875	37.151	38.444		53:32.634
2	1	1:52.424	37.051	35.024	40.349	242.7	6:18.294	23	1	1:44.324	32.696	33.216	38.412	259.6	55:16.958
3	1	1:47.456	33.301	34.664	39.491	255.3	8:05.750	24	1	1:45.135	32.741	33.565	38.829	260.2	57:02.093
4	1	1:49.939	33.265	37.452	39.222	256.5	9:55.689	25	1	1:53.096 B	34.365	34.072	44.659	258.4	58:55.189
5	1	1:47.219	33.227	34.090	39.902	258.4	11:42.908								
6	1	1:50.652	33.320	35.920	41.412	257.1	13:33.560								
7	1	1:48.299	34.227	34.436	39.636	256.5	15:21.859								
8	1	1:46.474	32.977	34.422	39.075	256.5	17:08.333								
9	1	1:46.077	33.222	34.008	38.847	256.5	18:54.410								
10	1	1:46.057	33.205	33.902	38.950	256.5	20:40.467								
11	1	1:49.207	33.186	34.019	42.002	256.5	22:29.674								
12	1	2:06.050 B	39.580	37.051	49.419	236.8	24:35.724								
13	2	5:01.071	3:47.377				29:36.795								
14	2	1:45.162	33.842	33.211	38.109	257.8	31:21.957								
15	2	1:43.924	32.466	33.247	38.211	259.6	33:05.881								
16	2	1:50.957 B	32.880	33.837	44.240	258.4	34:56.838								
17	1	4:02.278	2:45.174	35.269	41.835		38:59.116								
18	1	1:47.322	33.616	34.260	39.446	257.1	40:46.438								
19	1	1:47.948	33.584	34.996	39.368	257.1	42:34.386								
20	1	1:46.407	33.257	33.963	39.187	257.8	44:20.793								
21	1	1:45.835	33.040	33.897	38.898	258.4	46:06.628								
22	1	1:45.954	32.976	33.855	39.123	259.6	47:52.582								
23	1	1:50.025	32.982	33.710	43.333	259.0	49:42.607								
24	1	1:56.391	40.510	35.876	40.005	207.7	51:38.998								
25	1	1:46.975	33.451	33.975	39.549	259.6	53:25.973								
26	1	1:48.242	33.876	34.928	39.438	259.6	55:14.215								
27	1	1:58.406 B	34.484	34.123	49.799	259.6	57:12.621								
57 GRAFF Racing Ligier JS P320 - Nissan LMP3								1. Stephan RUPP 2. Ryan HARPER-ELLAM							
1	2	3:30.506	2:17.350	34.218	38.938		3:30.506								
2	2	1:42.659	33.094	32.470	37.095	257.1	5:13.165								
3	2	1:40.923	31.860	32.434	36.629	268.7	6:54.088								
4	2	1:42.209	31.689	33.905	36.615	266.7	8:36.297								
5	2	1:40.219	31.434	32.343	36.442	268.7	10:16.516								
6	2	1:39.987	31.245	31.968	36.774	268.7	11:56.503								
7	2	1:39.591	31.231	31.753	36.607	270.7	13:36.094								
8	2	1:46.884 B	31.603	32.315	42.966	272.0	15:22.978								
9	2	3:03.984	1:55.253	31.989	36.742		18:26.962								
10	2	1:41.407	31.325	32.056	38.026	268.0	20:08.369								
11	2	1:41.135	31.653	32.138	37.344	268.7	21:49.504								
12	2	1:42.757	32.323	32.579	37.855	270.7	23:32.261								
13	2	1:40.696	31.778	32.246	36.672	269.3	25:12.957								
14	2	1:39.780	31.178	31.957	36.645	269.3	26:52.737								
15	2	1:49.220 B	31.482	32.242	45.496	268.7	28:41.957								
16	1	3:47.691	2:35.916	33.952	37.823		32:29.648								
17	1	1:43.143	32.368	33.081	37.694	268.7	34:12.791								
18	1	1:43.625	32.477	33.548	37.600	270.0	35:56.416								
19	1	1:43.578	32.616	33.187	37.775	268.0	37:39.994								
20	1	1:47.375	34.479	33.403	39.493	271.4	39:27.369								
21	1	1:46.134	34.149	33.985	38.000	264.1	41:13.503								
22	1	1:43.104	32.402	33.282	37.420	267.3	42:56.607								



Michelin Le Mans Cup

Portimao Round

Free Practice 1

Sector Analysis

PORTIMAO 4.653 m.

Lap under Red Flag Invalidated Lap Personal Best Session Best Crossing the pit lane

Lap	D	Time	Sector 1	Sector 2	Sector 3	T. Spd	Elapsed	Lap	D	Time	Sector 1	Sector 2	Sector 3	T. Spd	Elapsed
23	1	1:43.103	32.730	33.447	36.926	270.7	44:39.710	9	2	6:41.556	5:32.929	31.633	36.994		22:36.118
24	1	1:42.713	32.386	32.955	37.372	271.4	46:22.423	10	2	1:41.420	31.864	33.093	36.463	264.1	24:17.538
25	1	1:43.479	32.617	33.435	37.427	272.0	48:05.902	11	2	1:41.795	31.143	31.639	39.013	262.1	25:59.333
26	1	1:42.907	32.238	32.776	37.893	270.7	49:48.809	12	2	1:38.913	31.211	31.548	36.154	262.8	27:38.246
27	1	1:41.831	32.015	32.863	36.953	272.7	51:30.640	13	2	1:45.068	31.162	31.599	42.307	264.1	29:23.314
28	1	1:42.304	32.278	32.823	37.203	271.4	53:12.944	14	2	1:46.968 B	31.029	31.600	44.339	262.8	31:10.282
29	1	1:44.455	32.401	34.056	37.998	272.0	54:57.399	15	1	6:46.604	5:34.972	33.992	37.640		37:56.886
30	1	1:42.069	31.955	32.814	37.300	271.4	56:39.468	16	1	1:43.520	32.611	33.271	37.638	262.8	39:40.406
31	1	2:25.484	32.195	1:14.276	39.013	273.4	59:04.952	17	1	1:43.310	32.332	33.203	37.775	264.1	41:23.716
32	1	1:54.104 B	33.104	34.443	46.557	269.3	1:00:59.056	18	1	1:43.128	32.578	33.094	37.456	263.4	43:06.844

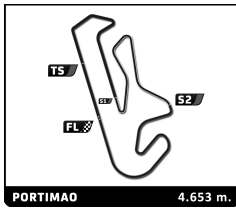
Lap	D	Time	Sector 1	Sector 2	Sector 3	T. Spd	Elapsed
1	1	3:29.319	1:59.045	44.328	45.946		3:29.319
2	1	2:05.387	39.882	41.114	44.391	244.3	5:34.706
3	1	1:53.919	35.520	36.421	41.978	254.7	7:28.625
4	1	1:49.901	34.080	34.870	40.951	247.7	9:18.526
5	1	1:47.267	33.512	34.346	39.409	258.4	11:05.793
6	1	1:45.830	33.198	33.724	38.908	257.8	12:51.623
7	1	1:50.610	33.707	36.972	39.931	258.4	14:42.233
8	1	1:46.255	33.344	33.894	39.017	257.1	16:28.488
9	1	1:46.945	33.399	33.785	39.761	256.5	18:15.433
10	1	1:46.469	33.186	33.993	39.290	255.3	20:01.902
11	1	1:46.377	33.269	33.954	39.154	255.3	21:48.279
12	1	2:03.899 B	35.514	38.236	50.149	258.4	23:52.178
13	2	3:38.064	2:26.776	33.076	38.212		27:30.242
14	2	1:43.155	32.467	32.874	37.814	257.8	29:13.397
15	2	1:43.287	32.345	32.950	37.992	258.4	30:56.684
16	2	1:43.587	32.288	33.008	38.291	258.4	32:40.271
17	2	1:43.216	32.418	32.694	38.104	257.8	34:23.487
18	2	1:43.313	32.422	32.883	38.008	259.0	36:06.800
19	2	1:43.371	32.390	32.888	38.093	259.0	37:50.171
20	2	1:50.570 B	32.368	33.372	44.830	260.2	39:40.741
21	1	4:32.543	3:17.925	34.370	40.248		44:13.284
22	1	1:46.156	33.395	33.722	39.039	253.5	45:59.440
23	1	1:56.899	43.308	34.203	39.388	259.0	47:56.339
24	1	1:47.478	34.299	33.809	39.370	256.5	49:43.817
25	1	1:51.017	33.624	34.978	42.415	257.1	51:34.834
26	1	1:48.053	34.139	33.916	39.998	259.0	53:22.887
27	1	1:48.110	33.849	34.383	39.878	255.9	55:10.997
28	1	1:47.197	33.252	33.932	40.013	257.8	56:58.194
29	1	2:04.458 B	32.340	40.521	50.597	255.9	59:02.652

Lap	D	Time	Sector 1	Sector 2	Sector 3	T. Spd	Elapsed
1	2	3:58.288	2:44.364	34.512	39.412		3:58.288
2	2	1:41.720	31.973	32.383	37.364	256.5	5:40.008
3	2	1:43.288	31.511	33.378	38.399	261.5	7:23.296
4	2	1:40.123	31.338	32.253	36.532	262.8	9:03.419
5	2	1:44.178	31.456	32.574	40.148	264.1	10:47.597
6	2	1:39.863	31.309	31.850	36.704	264.1	12:27.460
7	2	1:39.501	31.435	31.509	36.557	264.1	14:06.961
8	2	1:47.601 B	31.346	32.257	43.998	265.4	15:54.562

Lap	D	Time	Sector 1	Sector 2	Sector 3	T. Spd	Elapsed
19	1	1:42.354	32.084	32.870	37.400	265.4	44:49.198
20	1	1:53.096	37.516	35.496	40.084	266.7	46:42.294
21	1	1:44.730	33.472	33.604	37.654	263.4	48:27.024
22	1	1:48.093	33.725	35.109	39.259	267.3	50:15.117
23	1	1:43.735	32.950	33.371	37.414	262.8	51:58.852
24	1	1:42.147	32.258	32.700	37.189	265.4	53:40.999
25	1	1:42.444	32.111	32.809	37.524	268.0	55:23.443
26	1	1:43.443	32.369	33.179	37.895	268.0	57:06.886
27	1	2:12.529 B	34.024	41.174	57.331	264.7	59:19.415

Lap	D	Time	Sector 1	Sector 2	Sector 3	T. Spd	Elapsed
1	2	20:08.316	...	34.802	39.276		20:08.316
2	2	1:43.994	33.198	33.220	37.576	262.1	21:52.310
3	2	1:43.663	32.762	33.132	37.769	266.0	23:35.973
4	2	1:39.981	31.680	32.053	36.248	262.1	25:15.954
5	2	1:39.759	31.274	32.119	36.366	268.7	26:55.713
6	2	1:39.796	31.382	31.930	36.484	269.3	28:35.509
7	2	1:43.681	31.567	32.016	40.098	270.0	30:19.190
8	2	1:40.038	31.534	31.931	36.573	269.3	31:59.228
9	2	1:39.995	31.152	31.956	36.887	270.0	33:39.223
10	2	1:50.310	31.718	33.123	45.469	272.7	35:29.533
11	2	1:48.380 B	31.379	32.072	44.929	270.0	37:17.913

Lap	D	Time	Sector 1	Sector 2	Sector 3	T. Spd	Elapsed
1	1	3:36.846	2:20.976	35.958	39.912		3:36.846
2	1	1:46.270	33.431	35.376	37.463	258.4	5:23.116
3	1	1:45.801	33.398	33.956	38.447	264.7	7:08.917
4	1	1:43.589	32.928	33.217	37.444	267.3	8:52.506
5	1	1:44.189	32.776	33.275	38.138	267.3	10:36.695
6	1	1:43.962	33.120	33.508	37.334	266.0	12:20.657
7	1	1:54.239 B	33.838	34.055	46.346	268.0	14:14.896
8	1	3:29.713	2:18.719	33.465	37.529		17:44.609
9	1	1:44.072	32.602	33.578	37.892	270.0	19:28.681
10	1	1:49.986	33.184	34.907	41.895	268.7	21:18.667
11	1	2:11.836 B	38.383	38.283	55.170	266.7	23:30.503
12	2	4:50.835	3:39.939	33.904	36.992		28:21.338
13	2	1:41.537	31.883	32.696	36.958	268.0	30:02.875
14	2	1:41.293	31.656	32.814	36.823	268.0	31:44.168
15	2	1:45.321	34.608	33.542	37.171	270.0	33:29.489
16	2	1:45.511	31.753	33.921	39.837	269.3	35:15.000
17	2	1:41.451	31.960	32.774	36.717	268.0	36:56.451



Michelin Le Mans Cup

Portimao Round

Free Practice 1

Sector Analysis

Lap under Red Flag **Invalidated Lap** **Personal Best** **Session Best** **B Crossing the pit lane**

Lap	D	Time	Sector 1	Sector 2	Sector 3	T. Spd	Elapsed	Lap	D	Time	Sector 1	Sector 2	Sector 3	T. Spd	Elapsed
18	2	1:52.413 B	33.563	33.011	45.839	269.3	38:48.864	5	1	7:34.074	6:24.851	32.446	36.777		15:46.772
19	2	3:29.516	2:18.225	33.356	37.935		42:18.380	6	1	1:40.771	31.723	31.980	37.068	267.3	17:27.543
20	2	1:40.782	31.873	32.087	36.822	269.3	43:59.162	7	1	1:48.212	31.643	36.507	40.062	268.0	19:15.755
21	2	1:41.305	31.515	32.307	37.483	270.7	45:40.467	8	1	1:40.179	31.476	32.144	36.559	267.3	20:55.934
22	2	1:40.627	31.619	32.361	36.647	268.7	47:21.094	9	1	1:46.988 B	32.643	32.518	41.827	267.3	22:42.922
23	2	1:39.777	31.350	32.048	36.379	269.3	49:00.871	10	2	6:18.122	5:09.076	32.272	36.774		29:01.044
24	2	2:18.468 B	31.461	32.159	1:14.848	269.3	51:19.339	11	2	1:43.864	31.918	34.418	37.528	266.7	30:44.908
25	1	4:24.196	3:09.889	34.329	39.978		55:43.535	12	2	1:40.921	32.570	31.743	36.608	266.7	32:25.829
26	1	1:54.131	32.882	37.023	44.226	270.7	57:37.666	13	2	1:40.640	31.320	31.780	37.540	268.0	34:06.469
27	1	1:45.736	34.029	33.727	37.980	269.3	59:23.402	14	2	1:40.002	31.554	31.822	36.626	264.7	35:46.471
28	1	1:45.042	33.200	34.233	37.609	270.0	1:01:08.444	15	2	1:40.839	32.249	31.730	36.860	267.3	37:27.310

73 **TS Corse**
 1. Pietro PECCENINI
 2. Kai ASKEY
 Duqueine M30 - D08 - Nissan
 LMP3

1	1	3:54.385	2:27.110	41.575	45.700		3:54.385
2	1	1:46.505	33.864	33.994	38.647	259.6	5:40.890
3	1	1:44.368	32.410	33.625	38.333	266.7	7:25.258
4	1	1:46.464	33.694	33.636	39.134	268.0	9:11.722
5	1	1:41.878	32.121	32.574	37.183	268.0	10:53.600
6	1	1:41.746	31.965	32.582	37.199	269.3	12:35.346
7	1	1:42.105	32.381	32.740	36.984	270.0	14:17.451
8	1	1:40.982	31.658	32.452	36.872	269.3	15:58.433
9	1	1:42.780	32.218	32.807	37.755	270.7	17:41.213
10	1	1:42.019	31.744	32.251	38.024	269.3	19:23.232
11	1	1:58.401	45.812	34.563	38.026	269.3	21:21.633
12	1	1:46.624	32.134	33.433	41.057	268.7	23:08.257
13	1	1:41.366	31.974	32.543	36.849	267.3	24:49.623
14	1	2:06.386 B	43.731	34.326	48.329	270.0	26:56.009
15	2	4:43.127	3:27.887	35.552	39.688		31:39.136
16	2	1:47.262	33.501	34.117	39.644	262.8	33:26.398
17	2	1:50.069	33.392	35.294	41.383	269.3	35:16.467
18	2	1:44.173	31.572	32.057	40.544	267.3	37:00.640
19	2	1:40.925	31.610	32.481	36.834	266.7	38:41.565
20	2	1:43.053	31.760	33.190	38.103	270.7	40:24.618
21	2	1:40.958	31.598	32.052	37.308	268.0	42:05.576
22	2	1:39.993	31.363	31.968	36.662	268.7	43:45.569
23	2	1:39.735	31.271	32.054	36.410	269.3	45:25.304
24	2	1:43.171	32.958	33.492	36.721	237.4	47:08.475
25	2	1:40.449	31.177	31.753	37.519	270.0	48:48.924
26	2	1:40.948	31.558	32.456	36.934	266.7	50:29.872
27	2	1:39.470	31.310	31.790	36.370	271.4	52:09.342
28	2	1:39.459	31.136	31.956	36.367	271.4	53:48.801
29	2	1:42.089	31.973	33.429	36.687	270.0	55:30.890
30	2	1:39.640	31.126	31.968	36.546	270.7	57:10.530
31	2	1:43.985	32.117	34.145	37.723	274.1	58:54.515
32	2	1:49.509 B	31.285	32.128	46.096	268.7	1:00:44.024

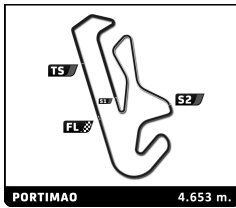
76 **Reiter Engineering**
 1. Freddie HUNT
 2. Mads SILJEHAUG
 Ligier JS P320 - Nissan
 LMP3

1	1	2:57.578	1:43.447	35.161	38.970		2:57.578
2	1	1:44.992	34.028	33.104	37.860	259.0	4:42.570
3	1	1:41.146	31.799	32.180	37.167	265.4	6:23.716
4	1	1:48.982 B	31.799	33.568	43.615	269.3	8:12.698

16	2	1:51.413 B	32.345	32.509	46.559	266.7	39:18.723
17	2	3:43.689	2:35.105	31.810	36.774		43:02.412
18	2	1:43.556	32.541	32.907	38.108	270.7	44:45.968
19	2	1:39.794	31.583	31.723	36.488	270.7	46:25.762
20	2	1:40.568	31.487	31.834	37.247	270.0	48:06.330
21	2	1:41.780	32.402	32.597	36.781	269.3	49:48.110
22	2	1:48.669 B	31.467	32.258	44.944	270.0	51:36.779
23	2	5:36.840	4:20.857	32.366	43.617		57:13.619
24	2	1:43.147	31.996	32.355	38.796	252.9	58:56.766
25	2	1:41.936	31.764	32.406	37.766	271.4	1:00:38.702

77 **Team Thor**
 1. Audunn GUDMUNDSSON
 2. Michael MARKUSSEN
 Ligier JS P320 - Nissan
 LMP3

1	1	4:13.737	2:56.542	37.480	39.715		4:13.737
2	1	1:42.197	32.605	32.878	36.714	262.8	5:55.934
3	1	1:50.566	35.344	37.990	37.232	268.7	7:46.500
4	1	1:41.276	32.037	32.528	36.711	264.7	9:27.776
5	1	1:46.897	32.652	36.192	38.053	267.3	11:14.673
6	1	1:41.472	31.927	32.478	37.067	266.7	12:56.145
7	1	1:51.484	34.418	37.346	39.720	268.0	14:47.629
8	1	1:41.478	31.960	32.698	36.820	268.0	16:29.107
9	1	1:53.993 B	35.925	33.838	44.230	224.5	18:23.100
10	2	3:56.041	2:44.715	33.190	38.136		22:19.141
11	2	1:41.423	31.895	32.816	36.712	261.5	24:00.564
12	2	1:41.962	31.660	32.513	37.789	266.7	25:42.526
13	2	1:40.589	31.778	32.285	36.526	262.1	27:23.115
14	2	1:46.964	31.662	38.111	37.191	268.0	29:10.079
15	2	1:40.558	31.576	32.264	36.718	268.0	30:50.637
16	2	1:47.361	34.612	36.134	36.615	269.3	32:37.998
17	2	1:40.919	31.546	32.224	37.149	268.7	34:18.917
18	2	1:42.874	32.016	32.417	38.441	271.4	36:01.791
19	2	1:40.771	31.528	32.091	37.152	268.7	37:42.562
20	2	1:48.678 B	31.960	32.231	44.487	268.0	39:31.240
21	2	2:04.373	54.807	32.850	36.716		41:35.613
22	2	1:40.210	31.452	32.039	36.719	267.3	43:15.823
23	2	1:47.901	31.298	32.220	44.383	268.7	45:03.724
24	1	4:16.103	3:05.743	33.214	37.146		49:19.827
25	1	1:45.952	31.906	32.566	41.480	268.7	51:05.779
26	1	1:41.468	32.099	32.761	36.608	270.0	52:47.247
27	1	1:40.525	31.762	32.304	36.459	269.3	54:27.772
28	1	1:47.939	32.565	36.451	38.923	270.7	56:15.711
29	1	1:40.297	31.585	32.182	36.530	270.0	57:56.008



Michelin Le Mans Cup

Portimao Round

Free Practice 1

Sector Analysis

Lap under Red Flag Invalidated Lap Personal Best Session Best B Crossing the pit lane

Lap	D	Time	Sector 1	Sector 2	Sector 3	T. Spd	Elapsed	Lap	D	Time	Sector 1	Sector 2	Sector 3	T. Spd	Elapsed
30	1	1:40.694	31.820	32.278	36.596	271.4	59:36.702	17	1	2:34.575 B	1:00.646	40.073	53.856	261.5	41:35.950
31	1	1:50.355 B	33.402	33.530	43.423	271.4	1:01:27.057	18	2	9:38.561 B	8:19.235	33.608	45.718		51:14.511

88		GMB Motorsport					Honda NSX GT3	
		1.Jan MAGNUSSEN					GT3	
		2.Lars Engelbrecht PEDERSEI						
1	1	4:25.622	3:10.685	35.557	39.380		4:25.622	
2	1	1:46.040	33.505	33.897	38.638	259.0	6:11.662	
3	1	1:44.041	32.818	33.074	38.149	260.9	7:55.703	
4	1	1:44.043	32.656	33.192	38.195	260.9	9:39.746	
5	1	1:53.033 B	33.400	35.305	44.328	260.9	11:32.779	
6	1	3:40.300	2:22.513	33.406	44.381		15:13.079	
7	1	1:44.305	32.839	32.754	38.712	261.5	16:57.384	
8	1	1:44.005	32.737	32.909	38.359	262.1	18:41.389	
9	1	1:50.485	32.782	32.894	44.809	261.5	20:31.874	
10	1	1:53.192 B	33.758	33.964	45.470	260.9	22:25.066	
11	1	3:52.604	2:32.151	40.471	39.982		26:17.670	
12	1	1:46.724	32.993	35.375	38.356	260.2	28:04.394	
13	1	1:44.524	32.844	33.193	38.487	260.9	29:48.918	
14	1	1:44.682	33.303	32.840	38.539	262.8	31:33.600	
15	1	1:50.336 B	32.939	33.000	44.397	261.5	33:23.936	
16	2	4:04.940	2:49.324	35.507	40.109		37:28.876	
17	2	1:47.862	33.838	34.208	39.816	257.1	39:16.738	
18	2	1:49.716	35.056	34.780	39.880	258.4	41:06.454	
19	2	1:48.842	34.363	34.812	39.667	258.4	42:55.296	
20	2	1:49.224	34.007	35.204	40.013	258.4	44:44.520	
21	2	1:51.217	35.043	36.043	40.131	258.4	46:35.737	
22	2	1:50.158	33.783	34.524	41.851	260.2	48:25.895	
23	2	1:49.244	34.334	35.118	39.792	255.9	50:15.139	
24	2	1:48.158	33.995	34.626	39.537	259.6	52:03.297	
25	2	1:49.268	34.113	34.482	40.673	259.6	53:52.565	
26	2	1:48.360	33.900	34.607	39.853	261.5	55:40.925	
27	2	1:51.147	35.348	35.691	40.108	260.9	57:32.072	
28	2	1:48.808	34.031	34.245	40.532	260.2	59:20.880	
29	2	1:50.754	35.250	35.320	40.184	260.9	1:01:11.634	

99		Bullitt Racing					Aston Martin Vantage GT3	
		1.Stephen PATRICK					GT3	
		2.Valentin HASSE-CLOT						
1	2	4:02.927	2:46.327	36.724	39.876		4:02.927	
2	2	1:47.377	33.501	33.635	40.241	258.4	5:50.304	
3	2	1:43.538	32.491	32.925	38.122	259.6	7:33.842	
4	2	1:44.256	32.422	32.835	38.999	262.1	9:18.098	
5	2	1:42.915	32.380	32.634	37.901	260.2	11:01.013	
6	2	1:43.185	32.365	32.720	38.100	260.2	12:44.198	
7	2	1:53.071 B	33.620	34.328	45.123	262.1	14:37.269	
8	1	5:01.226 B	3:07.708				19:38.495	
9	1	6:25.089	5:03.004	38.647	43.438		26:03.584	
10	1	1:48.577	33.813	34.649	40.115	252.9	27:52.161	
11	1	1:55.351	36.954	35.095	43.302	257.8	29:47.512	
12	1	1:49.262	35.030	34.352	39.880	257.8	31:36.774	
13	1	1:48.736	33.665	34.563	40.508	259.6	33:25.510	
14	1	1:55.385	35.130	36.169	44.086	257.8	35:20.895	
15	1	1:50.729	34.713	35.330	40.686	256.5	37:11.624	
16	1	1:49.751	34.275	35.048	40.428	258.4	39:01.375	