

Michelin Le Mans Cup

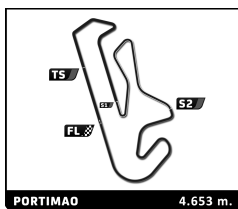
Portimao Round

Bronze Driver Collective Test

PORTIMAO 4.653 m. Sector Analysis

Lap under Red Flag Invalidated Lap Personal Best Session Best B Crossing the pit lane

Lap	D	Time	Sector 1	Sector 2	Sector 3	T. Spd	Elapsed	Lap	D	Time	Sector 1	Sector 2	Sector 3	T. Spd	Elapsed	
2	United Autosports 1.Shaun LYNN 2.Max LYNN							Ligier JS P320 - Nissan LMP3								
	1	1	1:56.201	41.671	35.056	39.474		1:56.201	13	1	1:42.888	31.982	33.081	37.825	265.4	25:43.830
	2	1	1:46.737	33.097	33.392	40.248	251.2	3:42.938	14	1	1:45.677	31.803	32.947	40.927	260.2	27:29.507
	3	1	1:46.674	33.676	33.532	39.466	257.1	5:29.612	15	1	1:46.749	33.494	34.744	38.511	265.4	29:16.256
	4	1	1:43.283	33.497	32.535	37.251	258.4	7:12.895	16	1	1:41.286	31.825	32.499	36.962	262.1	30:57.542
	5	1	1:44.397	32.510	32.847	39.040	258.4	8:57.292	17	1	1:40.856	31.621	32.330	36.905	265.4	32:38.398
	6	1	1:41.752	31.918	32.571	37.263	259.0	10:39.044	18	1	1:44.479	34.174	33.210	37.095	266.0	34:22.877
	7	1	1:41.585	31.997	32.374	37.214	258.4	12:20.629	19	1	2:23.536 B	31.633	32.499	1:19.404	268.7	36:46.413
	8	1	1:57.502 B	34.062	33.508	49.932	260.2	14:18.131								
	9	1	4:11.771	2:56.115	36.566	39.090		18:29.902								
	10	1	1:45.054	34.432	33.443	37.179	247.7	20:14.956								
	11	1	1:41.781	32.319	32.494	36.968	256.5	21:56.737								
	12	1	1:42.503	32.010	32.411	38.082	258.4	23:39.240								
	13	1	1:47.849	32.233	33.247	42.369	259.0	25:27.089								
	14	1	1:41.808	32.213	32.622	36.973	259.0	27:08.897								
	15	1	1:41.026	31.889	32.448	36.689	258.4	28:49.923								
	16	1	1:45.623	32.537	33.201	39.885	261.5	30:35.546								
	17	1	1:41.400	32.102	32.201	37.097	256.5	32:16.946								
18	1	1:59.680 B	33.899	34.135	51.646	260.2	34:16.626									
3	DKR Engineering 1.Jon BROWNSON 2.Laurents HORR							Duqueine M30 - D08 - Nissan LMP3								
	1	1	2:07.836	50.672	36.317	40.847		2:07.836								
	2	1	1:46.831	33.888	33.933	39.010	253.5	3:54.667								
	3	1	1:46.722	32.715	34.013	39.994	260.2	5:41.389								
	4	1	1:44.286	32.699	33.246	38.341	261.5	7:25.675								
	5	1	1:44.322	32.904	33.223	38.195	260.9	9:09.997								
	6	1	1:43.160	32.574	32.916	37.670	262.8	10:53.157								
	7	1	1:44.791	32.634	34.050	38.107	262.8	12:37.948								
	8	1	1:43.238	32.542	32.866	37.830	260.9	14:21.186								
	9	1	1:43.359	32.594	32.900	37.865	262.1	16:04.545								
	10	1	1:45.215	32.971	33.886	38.358	262.1	17:49.760								
	11	1	1:51.777 B	32.843	32.740	46.194	263.4	19:41.537								
	12	1	13:04.862	...	33.840	38.016		32:46.399								
	13	1	1:44.382	32.417	33.766	38.199	257.1	34:30.781								
14	1	2:25.639 B	32.400	35.409	1:17.830	259.0	36:56.420									
4	Nielsen Racing 1.John MELSOM 2.Matthew BELL							Duqueine M30 - D08 - Nissan LMP3								
	1	1	2:43.728	1:22.131	39.413	42.184		2:43.728								
	2	1	1:52.053	36.164	36.477	39.412	252.3	4:35.781								
	3	1	1:44.520	33.161	33.009	38.350	262.8	6:20.301								
	4	1	1:41.825	32.228	32.721	36.876	262.8	8:02.126								
	5	1	1:46.055	32.205	33.593	40.257	267.3	9:48.181								
	6	1	1:42.213	32.192	32.496	37.525	259.6	11:30.394								
	7	1	1:41.713	32.020	32.838	36.855	262.8	13:12.107								
	8	1	1:51.332 B	33.735	33.442	44.155	265.4	15:03.439								
	9	1	3:46.144	2:28.605	37.360	40.179		18:49.583								
	10	1	1:46.375	34.271	33.886	38.218	256.5	20:35.958								
	11	1	1:43.487	32.884	32.731	37.872	260.9	22:19.445								
12	1	1:41.497	32.338	32.310	36.849	264.1	24:00.942									
6	ANS Motorsport 1.Jonathan BROSSARD 2.Nicolas SCHATZ							Ligier JS P320 - Nissan LMP3								
	1	1	2:17.872	59.410	37.155	41.307		2:17.872								
	2	1	1:46.518	34.158	34.084	38.276	256.5	4:04.390								
	3	1	1:44.172	32.731	33.497	37.944	260.9	5:48.562								
	4	1	1:45.127	33.044	33.699	38.384	262.1	7:33.689								
	5	1	1:43.872	32.638	33.259	37.975	265.4	9:17.561								
	6	1	1:42.176	32.002	32.899	37.275	262.8	10:59.737								
	7	1	1:43.775	32.156	32.594	39.025	264.7	12:43.512								
	8	1	1:42.488	32.219	33.192	36.977	262.8	14:26.000								
	9	1	1:41.847	31.914	32.691	37.242	264.7	16:07.847								
	10	1	1:42.099	31.877	32.553	37.669	263.4	17:49.946								
	11	1	1:56.453 B	33.207	34.516	48.730	265.4	19:46.399								
	12	1	4:01.915	2:51.937	32.742	37.236		23:48.314								
	13	1	1:42.263	32.746	32.576	36.941	262.8	25:30.577								
	14	1	1:43.022	32.162	32.984	37.876	265.4	27:13.599								
	15	1	1:41.142	31.546	32.461	37.135	262.8	28:54.741								
	16	1	1:41.631	31.552	32.399	37.680	264.1	30:36.372								
	17	1	1:41.256	31.879	32.345	37.032	262.8	32:17.628								
	18	1	1:44.615	33.408	33.533	37.674	265.4	34:02.243								
19	1	2:09.012 B	31.757	32.546	1:04.709	264.1	36:11.255									
7	Nielsen Racing 1.Anthony WELLS 2.Colin NOBLE							Ligier JS P320 - Nissan LMP3								
	1	1	2:16.338	1:03.463	34.208	38.667		2:16.338								
	2	1	1:46.726	32.413	32.660	41.653	258.4	4:03.064								
	3	1	1:41.589	32.008	32.082	37.499	261.5	5:44.653								
	4	1	1:41.345	31.959	32.003	37.383	262.1	7:25.998								
	5	1	1:48.308	37.388	32.611	38.309	211.8	9:14.306								
	6	1	1:40.812	31.873	31.956	36.983	262.1	10:55.118								
	7	1	1:51.966	31.908	35.573	44.485	262.8	12:47.084								
	8	1	1:41.718	31.950	31.817	37.951	259.6	14:28.802								
	9	1	1:40.272	31.542	31.655	37.075	263.4	16:09.074								
	10	1	1:45.318	31.932	32.172	41.214	262.8	17:54.392								
	11	1	1:42.568	31.682	31.965	38.921	262.8	19:36.960								
	12	1	1:44.305	31.847	34.562	37.896	261.5	21:21.265								
	13	1	1:40.776	31.561	32.125	37.090	262.1	23:02.041								
	14	1	1:40.777	31.719	32.029	37.029	261.5	24:42.818								
	15	1	1:40.460	31.619	31.877	36.964	261.5	26:23.278								
	16	1	1:40.473	31.634	31.627	37.212	262.8	28:03.751								
	17	1	1:42.801	31.547	32.372	38.882	263.4	29:46.552								
	18	1	1:40.612	31.602	31.983	37.027	264.1	31:27.164								
	19	1	1:49.694	36.308	32.798	40.588	232.8	33:16.858								
	20	1	2:03.503	31.676	50.940	40.887	262.1	35:20.361								
21	1	3:18.672 B	53.515	1:02.161	1:22.996	204.2	38:39.033									



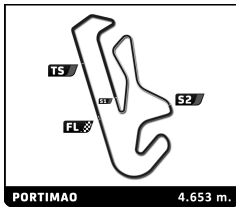
Michelin Le Mans Cup

Portimao Round

Bronze Driver Collective Test

Sector Analysis

Lap under Red Flag											Invalidated Lap		Personal Best	Session Best	B Crossing the pit lane	
Lap	D	Time	Sector 1	Sector 2	Sector 3	T. Spd	Elapsed	Lap	D	Time	Sector 1	Sector 2	Sector 3	T. Spd	Elapsed	
8		Schnitzelalm Racing					Mercedes AMG GT3									
		1. Gunnar JEANNETTE					GT3									
		2. PJ HYEIT														
1	2	2:37.526	1:16.430	38.111	42.985		2:37.526	8	1	1:47.239 B	31.973	32.168	43.098	264.1	14:31.296	
2	2	1:48.123	34.016	34.113	39.994	250.0	4:25.649	9	1	3:33.996	2:21.678	34.200	38.118		18:05.292	
3	2	1:45.813	33.176	33.720	38.917	252.9	6:11.462	10	1	1:39.839	31.407	31.579	36.853	259.6	19:45.131	
4	2	1:45.696	33.283	33.669	38.744	254.1	7:57.158	11	1	1:38.992	31.122	31.506	36.364	260.9	21:24.123	
5	2	1:44.760	33.015	33.210	38.535	255.3	9:41.918	12	1	1:41.711	31.314	32.443	37.954	263.4	23:05.834	
6	2	1:56.695 B	32.707	33.527	50.461	256.5	11:38.613	13	1	1:41.842	31.173	31.627	39.042	262.1	24:47.676	
7	2	3:31.775	2:15.914	35.761	40.100		15:10.388	14	1	1:44.344	35.106	32.182	37.056	216.9	26:32.020	
8	2	1:45.393	33.206	33.501	38.686	252.3	16:55.781	15	1	1:40.125	31.170	32.379	36.576	262.8	28:12.145	
9	2	1:44.808	33.296	33.270	38.242	254.1	18:40.589	16	1	1:45.064	31.375	33.309	40.380	262.1	29:57.209	
10	2	1:44.264	32.791	33.024	38.449	255.3	20:24.853	17	1	1:45.276	31.247	31.829	42.200	262.8	31:42.485	
11	2	1:54.549 B	32.693	34.477	47.379	254.7	22:19.402	18	1	1:51.247 B	31.170	31.792	48.285	262.8	33:33.732	
12	2	3:27.293	2:12.478	34.061	40.754		25:46.695									
13	2	1:50.516	34.065	35.439	41.012	257.1	27:37.211									
14	2	1:45.403	33.000	33.902	38.501	255.9	29:22.614									
15	2	1:44.888	33.112	33.187	38.589	255.3	31:07.502									
16	2	1:45.170	32.087	33.419	38.664	255.3	32:52.672									
17	2	1:44.564	32.695	33.238	38.631	255.9	34:37.236									
18	2	2:38.576 B	33.967	47.535	1:17.074	255.9	37:15.812									
9		AT Racing Team					Ligier JS P320 - Nissan									
		1. Alexander TALKANITSA					LMP3									
		2. Alexander TALKA JR														
1	1	1:51.840	38.701	34.176	38.963		1:51.840									
2	1	1:44.894	32.677	34.874	37.343	254.7	3:36.734									
3	1	1:47.281	33.328	33.510	40.443	259.6	5:24.015									
4	1	1:41.840	32.355	32.557	36.928	255.9	7:05.855									
5	1	1:43.444	32.764	33.106	37.574	260.9	8:49.299									
6	1	1:41.527	32.191	32.293	37.043	259.0	10:30.826									
7	1	1:42.327	32.252	32.411	37.664	263.4	12:13.153									
8	1	2:00.363 B	34.956	34.974	50.433	258.4	14:13.516									
9	1	4:10.630	3:00.306	33.143	37.181		18:24.146									
10	1	1:41.518	32.169	32.559	36.790	260.2	20:05.664									
11	1	1:41.250	31.871	32.574	36.805	261.5	21:46.914									
12	1	1:48.855	31.734	33.790	43.331	262.1	23:35.769									
13	1	1:46.623	31.925	32.150	42.548	259.6	25:22.392									
14	1	1:42.847	33.329	32.418	37.100	251.7	27:05.239									
15	1	1:43.953	31.750	32.583	39.620	262.1	28:49.192									
16	1	1:49.587	32.114	32.074	45.399	260.9	30:38.779									
17	1	1:43.066	32.777	33.024	37.265	252.3	32:21.845									
18	1	1:42.144	31.774	32.674	37.696	264.1	34:03.989									
19	1	2:13.782 B	32.010	33.035	1:08.737	263.4	36:17.771									
10		Racing Spirit of Leman					Ligier JS P320 - Nissan									
		1. Alexander MATTSCHULL					LMP3									
		2. Tom DILLMANN														
1	1	2:13.646	53.390	34.730	45.526		2:13.646									
2	1	1:46.689	32.097	32.448	42.144	254.7	4:00.335									
3	1	1:45.605	31.477	31.921	42.207	260.2	5:45.940									
4	1	1:46.738	31.404	37.463	37.871	264.1	7:32.678									
5	1	1:51.038	37.983	35.146	37.909	265.4	9:23.716									
6	1	1:39.765	31.546	31.641	36.578	260.9	11:03.481									
7	1	1:40.576	31.482	31.695	37.399	262.8	12:44.057									
11		WTM Racing					Duqueine M30 - D08 - Nissan									
		1. Torsten KRATZ					LMP3									
		2. Leonard WEISS														
1	1	2:56.108	1:41.220	35.051	39.837		2:56.108									
2	1	1:46.186	33.404	32.959	39.823	260.2	4:42.294									
3	1	1:41.013	31.601	32.808	36.604	268.0	6:23.307									
4	1	1:40.304	31.376	32.580	36.348	273.4	8:03.611									
5	1	1:42.398	31.439	33.103	37.856	273.4	9:46.009									
6	1	1:41.212	31.424	32.324	37.464	269.3	11:27.221									
7	1	1:39.952	31.536	31.895	36.521	267.3	13:07.173									
8	1	1:43.447	31.768	32.102	39.577	268.0	14:50.620									
9	1	1:42.917	31.720	32.601	38.596	270.0	16:33.537									
10	1	1:39.822	31.415	32.019	36.388	270.0	18:13.359									
11	1	1:39.803	31.355	31.982	36.466	270.7	19:53.162									
12	1	1:52.086 B	33.149	33.327	45.610	256.5	21:45.248									
13	1	3:45.969 B	2:23.226	35.483	47.260		25:31.217									
14	1	2:11.837	56.578	36.826	38.433		27:43.054									
15	1	1:40.059	31.432	32.031	36.596	270.0	29:23.113									
16	1	1:39.778	31.434	31.901	36.443	272.7	31:02.891									
17	1	1:40.100	31.489	32.047	36.564	270.7	32:42.991									
18	1	1:42.552	31.515	32.677	38.360	271.4	34:25.543									
19	1	2:22.111 B	31.297	31.779	1:19.035	271.4	36:47.654									
13		Haegeli by T2 Racing					Duqueine M30 - D08 - Nissan									
		1. Pieder DECURTINS					LMP3									
		2. Marc BASSENG														
1	1	2:08.452	52.690	34.855	40.907		2:08.452									
2	1	1:49.292	34.007	33.651	41.634	255.9	3:57.744									
3	1	1:44.052	32.341	32.929	38.782	262.1	5:41.796									
4	1	1:50.668	33.112	36.274	41.282	264.1	7:32.464									
5	1	1:43.402	32.387	32.472	38.543	264.1	9:15.866									
6	1	1:42.681	31.930	32.680	38.071	266.0	10:58.547									
7	1	1:49.983	32.091	32.903	44.989	264.7	12:48.530									
8	1	1:50.468 B	32.006	32.777	45.685	264.7	14:38.998									
9	1	4:36.376	3:21.386	34.359	40.631		19:15.374									
10	1	1:43.910	33.095	33.103	37.712	257.8	20:59.284									
11	1	1:42.222	31.878	32.424	37.920	261.5	22:41.506									
12	1	1:41.788	31.851	32.500	37.437	265.4	24:23.294									
13	1	1:40.518	31.451	31.988	37.079	264.7	26:03.812									
14	1	1:44.587	32.271	33.074	39.242	267.3	27:48.399									
15	1	1:48.411	32.343	34.124	41.944	267.3	29:36.810									
16	1	1:49.403	31.663	33.107	44.633	267.3	31:26.213									
17	1	1:52.239	31.558	41.640	39.041	266.0	33:18.452									



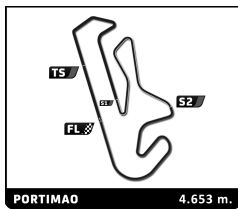
Michelin Le Mans Cup

Portimao Round

Bronze Driver Collective Test

Sector Analysis

Lap under Red Flag											Invalidated Lap		Personal Best	Session Best	B Crossing the pit lane
Lap	D	Time	Sector 1	Sector 2	Sector 3	T. Spd	Elapsed	Lap	D	Time	Sector 1	Sector 2	Sector 3	T. Spd	Elapsed
14 DKR Engineering <small>Duqueine M30 - D08 - Nissan</small>															
1. James WINSLOW <small>LMP3</small>															
2. Alexander BUKHANTSOV															
1	2	2:05.987	46.742	37.816	41.429		2:05.987								
2	2	1:47.414	34.762	34.054	38.598	253.5	3:53.401								
3	2	1:43.438	32.517	33.210	37.711	257.8	5:36.839								
4	2	1:43.852	32.958	32.743	38.151	264.1	7:20.691								
5	2	1:41.395	31.774	32.440	37.181	262.1	9:02.086								
6	2	1:41.245	31.600	31.998	37.647	264.1	10:43.331								
7	2	1:42.371	32.197	32.431	37.743	267.3	12:25.702								
8	2	1:42.144	31.765	32.372	38.007	262.8	14:07.846								
9	2	1:40.804	31.536	32.267	37.001	261.5	15:48.650								
10	2	1:41.240	31.610	32.473	37.157	262.1	17:29.890								
11	2	1:49.508 B	32.107	33.212	44.189	262.1	19:19.398								
12	2	4:11.041	2:54.870	36.734	39.437		23:30.439								
13	2	1:43.542	33.526	32.871	37.145	257.8	25:13.981								
14	2	1:40.506	31.563	32.088	36.855	263.4	26:54.487								
15	2	1:41.788	31.378	33.084	37.326	264.7	28:36.275								
16	2	1:44.669	32.038	32.865	39.766	264.1	30:20.944								
17	2	1:41.573	31.441	32.588	37.544	262.8	32:02.517								
18	2	1:41.322	31.405	32.075	37.842	262.1	33:43.839								
19	2	1:51.397	34.113	34.316	42.968	259.0	35:35.236								
20	2	3:32.132 B	1:13.631	1:01.750	1:16.751	78.5	39:07.368								
17 IDEC Sport <small>Ligier JS P320 - Nissan</small>															
1. Patrice LAFARGUE <small>LMP3</small>															
2. Dino LUNARDI															
1	1	2:46.662 B	1:17.715	39.312	49.635		2:46.662								
2	1	2:53.789	1:39.674	34.863	39.252		5:40.451								
3	1	1:44.821	32.948	33.408	38.465	260.2	7:25.272								
4	1	1:43.663	32.525	33.083	38.055	262.1	9:08.935								
5	1	1:43.484	32.424	33.107	37.953	263.4	10:52.419								
6	1	1:46.651	33.017	34.209	39.425	263.4	12:39.070								
7	1	1:42.898	32.365	32.606	37.927	264.7	14:21.968								
8	1	1:56.329 B	32.498	34.145	49.686	264.7	16:18.297								
9	1	4:00.514	2:46.788	35.223	38.503		20:18.811								
10	1	1:43.155	32.472	32.888	37.795	261.5	22:01.966								
11	1	1:43.345	32.928	32.522	37.895	260.9	23:45.311								
12	1	1:44.526	32.129	34.388	38.009	262.8	25:29.837								
13	1	1:45.254	32.212	33.303	39.739	263.4	27:15.091								
14	1	1:43.228	32.387	32.703	38.138	262.8	28:58.319								
15	1	1:45.191	33.128	33.317	38.746	261.5	30:43.510								
16	1	1:43.363	32.580	33.094	37.689	264.1	32:26.873								
17	1	1:43.175	32.537	32.562	38.076	264.7	34:10.048								
18	1	2:12.369 B	32.263	32.645	1:07.461	262.8	36:22.417								
22 United Autosports <small>Ligier JS P320 - Nissan</small>															
1. Andres LATORRE <small>LMP3</small>															
2. Garnet PATTERSON															
1	1	5:39.808	4:21.013	37.583	41.212		5:39.808								
2	1	1:44.706	32.853	33.783	38.070	255.3	7:24.514								
3	1	1:43.839	32.479	33.393	37.967	256.5	9:08.353								
4	1	1:43.422	32.226	33.366	37.830	257.1	10:51.775								
5	1	1:43.679	32.903	32.971	37.805	257.8	12:35.454								
6	1	1:43.649	32.500	33.013	38.136	257.8	14:19.103								
7	1	1:44.508	32.657	33.685	38.166	258.4	16:03.611								
8	1	1:45.787	33.354	33.784	38.649	258.4	17:49.398								
9	1	1:43.673	32.450	32.953	38.270	257.8	19:33.071								
10	1	1:44.295	32.535	33.682	38.078	256.5	21:17.366								
11	1	1:54.447 B	34.531	34.445	45.471	257.1	23:11.813								
23 United Autosports <small>Ligier JS P320 - Nissan</small>															
1. John SCHAUERMAN <small>LMP3</small>															
2. Wayne BOYD															
1	1	7:47.214	6:27.472	40.897	38.845		7:47.214								
2	1	1:43.633	32.995	33.365	37.273	252.9	9:30.847								
3	1	1:42.138	32.456	32.618	37.064	260.2	11:12.985								
4	1	1:41.465	32.258	32.399	36.808	255.9	12:54.450								
5	1	1:44.914	31.790	32.595	40.529	259.0	14:39.364								
6	1	1:42.980	33.317	32.688	36.975	259.6	16:22.344								
7	1	1:43.954	33.190	33.756	37.008	254.7	18:06.298								
8	1	1:41.453	31.852	32.586	37.015	254.7	19:47.751								
9	1	1:44.966	31.987	33.014	39.965	259.0	21:32.717								
10	1	1:40.920	31.844	32.294	36.782	257.8	23:13.637								
11	1	1:41.616	31.971	32.616	37.029	259.0	24:55.253								
12	1	1:44.763	31.894	32.784	40.085	259.6	26:40.016								
13	1	1:41.329	31.843	32.542	36.944	259.6	28:21.345								
14	1	1:52.588 B	32.011	33.244	47.333	258.4	30:13.933								
24 H24 Racing <small>H24 INN</small>															
1. Stéphane RICHELMI															
1	1	2:52.530	1:25.708	39.398	47.424		2:52.530								
2	1	2:13.980	44.331	42.926	46.723	243.2	5:06.510								
3	1	1:51.432	34.941	34.941	41.550	245.5	6:57.942								



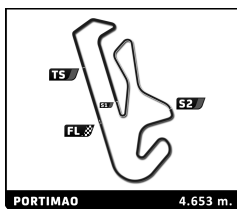
Michelin Le Mans Cup

Portimao Round

Bronze Driver Collective Test

Sector Analysis

Lap under Red Flag											Invalidated Lap	Personal Best	Session Best	B Crossing the pit lane	
Lap	D	Time	Sector 1	Sector 2	Sector 3	T. Spd	Elapsed	Lap	D	Time	Sector 1	Sector 2	Sector 3	T. Spd	Elapsed
27 24-7 Motorsport Ligier JS P320 - Nissan															
1. Andrew FERGUSON LMP3															
2. Louis HAMILTON-SMITH															
1	1	3:00.371	1:38.049	36.378	45.944		3:00.371								
2	1	2:00.979	36.712	38.399	45.868	253.5	5:01.350								
3	1	2:00.373 B	33.362	35.910	51.101	255.3	7:01.723								
4	1	4:42.526	3:26.501	34.210	41.815		11:44.249								
5	1	1:47.014	33.079	33.866	40.069	255.9	13:31.263								
6	1	1:44.349	32.874	33.020	38.455	258.4	15:15.612								
7	1	1:43.521	32.122	32.783	38.616	259.6	16:59.133								
8	1	2:02.024	36.063	44.804	41.157	259.0	19:01.157								
9	1	1:49.000	32.959	36.019	40.022	257.8	20:50.157								
10	1	1:44.030	32.661	32.963	38.406	257.1	22:34.187								
11	1	1:43.490	32.438	32.912	38.140	259.6	24:17.677								
12	1	1:43.593	32.138	33.195	38.260	259.6	26:01.270								
13	1	2:05.391 B	38.604	36.584	50.203	226.9	28:06.661								
14	1	5:33.458	3:58.118	40.668	54.672		33:40.119								
15	1	2:26.355 B	42.666	41.323	1:02.366	247.7	36:06.474								
30 Frikadelli Racing Team Ligier JS P320 - Nissan															
1. Klaus ABBELEN LMP3															
2. Felipe LASER															
1	1	2:55.765	1:35.570	37.392	42.803		2:55.765								
2	1	1:50.125	35.246	33.542	41.337	244.3	4:45.890								
3	1	1:44.128	32.683	33.244	38.201	256.5	6:30.018								
4	1	1:44.412	32.697	33.132	38.583	259.6	8:14.430								
5	1	1:43.514	32.376	32.722	38.416	260.9	9:57.944								
6	1	1:43.314	32.160	33.184	37.970	258.4	11:41.258								
7	1	1:58.714 B	35.395	35.494	47.825	260.9	13:39.972								
8	1	4:16.586	3:00.989	35.668	39.929		17:56.558								
9	1	1:43.542	32.426	32.838	38.278	256.5	19:40.100								
10	1	1:42.954	32.286	32.567	38.101	259.6	21:23.054								
11	1	1:44.129	32.341	33.059	38.729	258.4	23:07.183								
12	1	1:46.551	32.330	33.560	40.661	260.2	24:53.734								
13	1	1:42.970	32.202	32.766	38.002	259.6	26:36.704								
14	1	2:16.781 B	32.341	51.609	52.831	260.2	28:53.485								
15	1	5:42.901	4:22.013	38.185	42.703		34:36.386								
16	1	2:48.319 B	36.637	52.357	1:19.325	252.9	37:24.705								
31 AF Corse Ligier JS P320 - Nissan															
1. Kriton LENTOUDIS LMP3															
2. Rui AGUAS															
1	1	3:09.033	1:48.606	38.040	42.387		3:09.033								
2	1	1:47.430	34.112	34.304	39.014	251.2	4:56.463								
3	1	1:44.133	33.173	32.968	37.992	255.9	6:40.596								
4	1	1:47.582	33.621	34.399	39.562	256.5	8:28.178								
5	1	1:44.442	33.123	33.358	37.961	254.7	10:12.620								
6	1	1:43.942	32.636	33.449	37.857	257.1	11:56.562								
7	1	1:43.540	32.669	33.155	37.716	258.4	13:40.102								
8	1	1:44.451	32.635	33.139	38.677	259.6	15:24.553								
9	1	1:52.664 B	33.246	33.533	45.885	257.1	17:17.217								
10	1	4:26.544	3:12.612	33.768	40.164		21:43.761								
11	1	1:47.457	32.584	35.123	39.750	255.9	23:31.218								
12	1	1:46.284	34.873	33.030	38.381	214.7	25:17.502								
13	1	1:45.626	32.780	33.141	39.705	257.8	27:03.128								
14	1	1:43.553	32.561	32.910	38.082	257.1	28:46.681								
15	1	1:44.560	33.124	33.016	38.420	257.8	30:31.241								
16	1	1:42.972	32.570	32.928	37.474	257.8	32:14.213								
17	1	1:42.761	32.195	33.136	37.430	258.4	33:56.974								
28 MV2S Forestier Racing Ligier JS P320 - Nissan															
1. Christophe CRESPIER LMP3															
2. Emilien CARDE															
1	1	2:02.491	47.034	36.215	39.242		2:02.491								
2	1	1:47.244	33.109	33.544	40.591	257.1	3:49.735								
3	1	1:43.356	32.749	33.087	37.520	259.6	5:33.091								
4	1	1:42.459	32.590	32.777	37.092	264.1	7:15.550								
5	1	1:43.490	32.335	32.728	38.427	262.8	8:59.040								
6	1	1:43.157	32.373	32.694	38.090	262.8	10:42.197								
7	1	1:44.713	32.194	33.299	39.220	262.8	12:26.910								
8	1	1:55.042 B	32.667	34.011	48.364	261.5	14:21.952								
9	1	5:43.082	4:30.421	34.646	38.015		20:05.034								
10	1	1:41.331	32.030	32.246	37.055	259.6	21:46.365								
11	1	1:44.935	31.677	33.760	39.498	261.5	23:31.300								
12	1	1:43.312	33.121	33.100	37.091	259.6	25:14.612								
13	1	1:41.056	31.490	32.616	36.950	264.1	26:55.668								
14	1	1:42.055	31.762	32.588	37.705	264.1	28:37.723								
15	1	1:47.493	32.027	36.894	38.572	264.1	30:25.216								
16	1	1:41.363	31.819	32.270	37.274	262.1	32:06.579								
17	1	1:41.202	31.666	32.311	37.225	262.1	33:47.781								
18	1	2:00.573 B	32.465	33.813	54.295	263.4	35:48.354								
29 MV2S Forestier Racing Ligier JS P320 - Nissan															
1. Louis ROUSSET LMP3															
2. Jérôme DE SADELEER															
1	2	2:00.075	45.961	34.747	39.367		2:00.075								
2	2	1:48.534	32.318	35.549	40.667	255.3	3:48.609								
3	2	1:41.144	31.862	32.022	37.260	261.5	5:29.753								



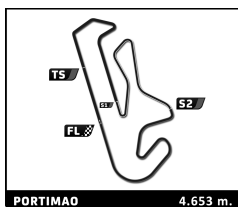
Michelin Le Mans Cup

Portimao Round

Bronze Driver Collective Test

Sector Analysis

Lap under Red Flag											Invalidated Lap	Personal Best	Session Best	B Crossing the pit lane		
Lap	D	Time	Sector 1	Sector 2	Sector 3	T. Spd	Elapsed	Lap	D	Time	Sector 1	Sector 2	Sector 3	T. Spd	Elapsed	
32		United Autosports					Ligier JS P320 - Nissan									
		1. Daniel SCHNEIDER					LMP3									
		2. Andrew MEYRICK														
1	1	2:24.291	1:05.852	37.258	41.181		2:24.291									
2	1	1:47.947	34.388	34.953	38.606	254.1	4:12.238									
3	1	1:44.724	33.325	33.393	38.006	255.3	5:56.962									
4	1	1:44.107	33.258	33.341	37.508	257.8	7:41.069									
5	1	1:43.888	32.842	33.205	37.841	259.0	9:24.957									
6	1	1:42.328	32.150	32.838	37.340	258.4	11:07.285									
7	1	1:42.416	32.126	33.024	37.266	261.5	12:49.701									
8	1	1:43.221	31.965	32.911	38.345	257.8	14:32.922									
9	1	1:41.555	31.910	32.599	37.046	258.4	16:14.477									
10	1	1:47.790	31.956	32.581	43.253	260.2	18:02.267									
11	1	3:06.113	1:52.509	35.241	38.363		21:08.380									
12	1	1:49.524	32.823	36.828	39.873	256.5	22:57.904									
13	1	1:45.029	32.458	33.662	38.909	259.0	24:42.933									
14	1	1:42.551	32.882	32.783	36.886	249.4	26:25.484									
15	1	1:41.167	31.879	32.474	36.814	260.2	28:06.651									
16	1	1:48.103	32.010	32.856	43.237	260.2	29:54.754									
17	1	1:41.468	31.844	32.697	36.927	259.6	31:36.222									
18	1	1:47.917	32.153	33.340	42.424	260.9	33:24.139									
19	1	1:43.998	31.743	33.348	38.907	259.6	35:08.137									
20	1	3:03.165	44.623	1:02.308	1:16.234	259.0	38:11.302									
33		Team Virage					Ligier JS P320 - Nissan									
		1. Antonio FORNE					LMP3									
		2. Christian BOGLE														
1	1	3:28.658	2:11.250	37.525	39.883		3:28.658									
2	1	1:43.839	32.802	33.030	38.007	251.2	5:12.497									
3	1	2:29.168	1:17.980	33.616	37.572	258.4	7:41.665									
4	1	1:44.736	32.891	32.854	38.991	258.4	9:26.401									
5	1	1:44.028	32.341	32.893	38.794	255.9	11:10.429									
6	1	1:42.547	32.118	32.880	37.549	259.0	12:52.976									
7	1	1:42.297	31.929	32.800	37.568	259.0	14:35.273									
8	1	1:42.242	31.823	32.594	37.825	262.1	16:17.515									
9	1	1:55.330	32.540	32.536	50.254	260.2	18:12.845									
10	1	9:39.692	8:23.291	35.973	40.428		27:52.537									
11	1	1:46.660	33.021	33.559	40.080	254.7	29:39.197									
12	1	1:42.738	32.171	32.904	37.663	259.6	31:21.935									
13	1	1:45.126	32.155	32.893	40.078	260.9	33:07.061									
14	1	7:34.922	32.041	55.457	6:07.424	259.0	40:41.983									
37		CD Sport					Ligier JS P320 - Nissan									
		1. Huilin HAN					LMP3									
		2. Belén GARCIA														
1	1	3:06.954	1:43.031	41.199	42.724		3:06.954									
2	1	1:49.439	34.652	34.960	39.827	251.7	4:56.393									
3	1	1:45.989	34.029	33.222	38.738	255.9	6:42.382									
4	1	1:46.192	33.030	33.471	39.691	257.8	8:28.574									
5	1	1:47.776	34.007	34.350	39.419	258.4	10:16.350									
6	1	1:44.517	33.125	33.034	38.358	259.6	12:00.867									
7	1	1:43.176	32.526	32.718	37.932	257.8	13:44.043									
8	1	1:44.134	33.279	32.762	38.093	259.0	15:28.177									
9	1	1:43.703	32.703	32.709	38.291	258.4	17:11.880									
40		GRAFF Racing					Ligier JS P320 - Nissan									
		1. Luis SANJUAN					LMP3									
		2. David DROUX														
1	1	3:42.754	2:22.905	39.120	40.729		3:42.754									
2	1	1:44.800	33.427	33.427	37.946	254.7	5:27.554									
3	1	1:41.567	32.141	32.218	37.208	262.8	7:09.121									
4	1	1:42.022	32.088	32.588	37.346	261.5	8:51.143									
5	1	1:43.811	32.021	32.558	39.232	264.1	10:34.954									
6	1	1:41.116	31.727	32.000	37.389	263.4	12:16.070									
7	1	1:56.470	37.465	39.124	39.881	263.4	14:12.540									
8	1	1:52.377	34.978	33.044	44.355	264.1	16:04.917									
9	1	3:22.892	2:06.240	37.127	39.525		19:27.809									
10	1	1:41.927	32.115	32.336	37.476	260.9	21:09.736									
11	1	1:42.554	32.069	32.810	37.675	261.5	22:52.290									
12	1	1:41.444	31.810	32.336	37.298	262.8	24:33.734									
13	1	1:41.207	31.529	32.017	37.661	262.8	26:14.941									
14	1	1:43.910	31.858	33.369	38.683	264.7	27:58.851									
15	1	1:41.301	31.680	32.009	37.612	261.5	29:40.152									
16	1	1:46.576	31.981	35.331	39.264	264.7	31:26.728									
17	1	1:45.679	33.121	35.133	37.425	263.4	33:12.407									
43		Racing Spirit of Leman					Ligier JS P320 - Nissan									
		1. Jacques WOLFF					LMP3									
		2. Josh SKELTON														
1	1	2:06.243	50.751	34.545	40.947		2:06.243									
2	1	1:44.827	33.609	33.016	38.202	257.8	3:51.070									
3	1	1:45.465	33.860	33.300	38.305	258.4	5:36.535									
4	1	1:42.062	32.401	32.352	37.309	259.0	7:18.597									
5	1	1:41.916	32.166	32.610	37.140	260.2	9:00.513									
6	1	1:42.642	31.931	32.369	38.342	260.9	10:43.155									
7	1	1:51.082	32.999	32.458	45.625	260.2	12:34.237									
8	1	3:26.826	2:15.021	33.851	37.954		16:01.063									
9	1	1:46.552	32.140	34.023	40.389	259.6	17:47.615									
10	1	1:43.883	31.727	31.879	40.277	260.2	19:31.498									
11	1	1:40.570	31.702	31.987	36.881	260.2	21:12.068									
12	1	1:40.849	31.801	31.926	37.122	260.2	22:52.917									
13	1	1:45.775	32.284	33.063	40.428	263.4	24:38.692									
14	1	1:40.546	31.674	32.070	36.802	260.9	26:19.238									
15	1	1:41.027	31.552	31.937	37.538	262.8	28:00.265									
16	1	1:49.731	32.412	32.139	45.180	262.1	29:49.996									
17	1	3:41.600	2:29.851	32.392	39.357		33:31.596									
18	1	1:46.168	32.078	34.226	39.864	263.4	35:17.764									
19	1	3:14.892	51.771	1:03.744	1:19.377	263.4	38:32.656									

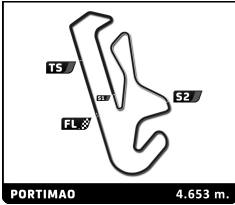


Michelin Le Mans Cup
Portimao Round
Bronze Driver Collective Test

Sector Analysis

■ Lap under Red Flag
 ■ Invalidated Lap
 ■ Personal Best
 ■ Session Best
 B Crossing the pit lane


Lap	D	Time	Sector 1	Sector 2	Sector 3	T. Spd	Elapsed	Lap	D	Time	Sector 1	Sector 2	Sector 3	T. Spd	Elapsed
44	GMB Motorsport 1. Gustav BIRCH 2. Jens MØLLER							Honda NSX GT3 GT3							
1	2	2:40.004	1:18.339	39.028	42.637		2:40.004								
2	2	1:48.764	34.807	34.279	39.678	251.2	4:28.768								
3	2	1:46.316	33.380	33.773	39.163	254.1	6:15.084								
4	2	1:45.517	33.184	33.271	39.062	255.3	8:00.601								
5	2	1:53.204 B	33.145	33.848	46.211	254.7	9:53.805								
6	2	4:17.848	2:52.913	36.030	48.905		14:11.653								
7	2	1:46.258	33.612	33.821	38.825	252.9	15:57.911								
8	2	1:45.451	33.097	33.584	38.770	253.5	17:43.362								
9	2	1:46.326	33.308	33.497	39.521	253.5	19:29.688								
10	2	1:51.786 B	33.491	33.765	44.530	253.5	21:21.474								
11	2	4:22.467	3:04.291	37.712	40.464		25:43.941								
12	2	1:49.097	33.818	34.295	40.984	250.6	27:33.038								
13	2	2:01.694	33.223	33.502	54.969	252.3	29:34.732								
14	2	1:45.451	33.131	33.356	38.964	252.9	31:20.183								
15	2	1:45.237	33.189	33.229	38.819	252.9	33:05.420								
16	2	1:56.211 B	33.207	36.852	46.152	254.1	35:01.631								
51	AF Corse 1. Koizumi HIROSHI 2. Kei COZZOLINO							Ferrari 488 GT3 GT3							
1	1	3:18.857	2:00.126	37.394	41.337		3:18.857								
2	1	1:47.925	33.731	34.428	39.766	252.3	5:06.782								
3	1	1:46.828	33.678	34.073	39.077	255.9	6:53.610								
4	1	1:46.380	33.311	33.922	39.147	255.3	8:39.990								
5	1	1:45.928	33.200	33.766	38.962	255.3	10:25.918								
6	1	1:46.636	33.316	34.162	39.158	255.3	12:12.554								
7	1	2:03.786	43.139	40.042	40.605	254.7	14:16.340								
8	1	2:00.816 B	33.667	35.885	51.264	254.7	16:17.156								
9	1	4:36.893	3:15.991	39.116	41.786		20:54.049								
10	1	1:45.953	33.238	33.844	38.871	252.9	22:40.002								
11	1	1:46.960	33.170	34.767	39.023	254.7	24:26.962								
12	1	1:46.003	33.159	33.903	38.941	254.1	26:12.965								
13	1	1:47.074	33.125	33.619	40.330	254.7	28:00.039								
14	1	1:48.944	33.997	35.112	39.835	254.1	29:48.983								
15	1	1:45.902	33.189	33.841	38.872	255.9	31:34.885								
16	1	1:51.774	32.913	36.367	42.494	254.7	33:26.659								
17	1	1:55.896	35.870	37.805	42.221	254.7	35:22.555								
18	1	3:25.124 B	1:03.418	1:02.070	1:19.636	100.0	38:47.679								
57	GRAFF Racing 1. Stephan RUPP 2. Ryan HARPER-ELLAM							Ligier JS P320 - Nissan LMP3							
1	1	2:29.554	1:08.929	38.701	41.924		2:29.554								
2	1	1:48.998	35.355	34.618	39.025	251.7	4:18.552								
3	1	1:44.126	32.960	33.678	37.488	258.4	6:02.678								
4	1	1:44.991	34.130	33.261	37.600	262.8	7:47.669								
5	1	1:44.272	33.216	33.480	37.576	264.7	9:31.941								
6	1	1:43.770	33.366	32.690	37.714	264.1	11:15.711								
7	1	1:43.604	32.401	33.076	38.127	263.4	12:59.315								
8	1	1:43.340	32.788	33.013	37.539	255.3	14:42.655								
9	1	1:43.209	32.576	33.110	37.523	263.4	16:25.864								
10	1	1:43.048	32.484	33.137	37.427	266.0	18:08.912								
11	1	1:43.469	32.710	33.114	37.645	264.1	19:52.381								
12	1	1:43.660	33.116	33.229	37.315	268.0	21:36.041								
13	1	1:42.895	32.538	32.981	37.376	264.7	23:18.936								
14	1	1:42.434	32.159	32.909	37.366	264.7	25:01.370								
15	1	1:42.708	32.115	33.094	37.499	262.8	26:44.078								
16	1	1:42.623	32.102	32.989	37.532	264.7	28:26.701								
17	1	1:42.404	32.316	32.815	37.273	263.4	30:09.105								
18	1	1:44.769	33.535	32.961	38.273	266.0	31:53.874								
19	1	1:43.454	32.584	32.921	37.949	262.8	33:37.328								
20	1	1:46.246	32.192	33.566	40.488	260.9	35:23.574								
21	1	3:29.764 B	1:07.107	1:03.100	1:19.557	75.5	38:53.338								
65	Team Parker Racing 1. Nick JONES 2. Scott MALVERN							Porsche 911 GT3 R GT3							
1	1	2:37.559	1:09.539	42.090	45.930		2:37.559								
2	1	2:02.056	39.039	40.045	42.972	220.0	4:39.615								
3	1	1:48.457	33.659	34.594	40.204	250.0	6:28.072								
4	1	1:47.804	33.268	34.115	40.421	252.9	8:15.876								
5	1	1:46.350	33.404	33.633	39.313	251.2	10:02.226								
6	1	1:46.294	33.219	33.729	39.346	251.7	11:48.520								
7	1	1:46.998	33.469	34.005	39.524	251.7	13:35.518								
8	1	1:47.130	34.414	33.752	38.964	254.1	15:22.648								
9	1	1:46.638	33.350	33.950	39.338	251.7	17:09.286								
10	1	1:47.963	33.409	34.234	40.320	251.2	18:57.249								
11	1	1:58.082 B	33.589	34.052	50.441	252.9	20:55.331								
12	1	8:50.487	7:14.741	45.871	49.875		29:45.818								
13	1	2:04.625	39.785	41.778	43.062	230.8	31:50.443								
14	1	1:46.876	33.585	33.931	39.360	247.7	33:37.319								
15	1	1:47.175	33.285	33.952	39.938	251.7	35:24.494								
16	1	3:36.877 B	1:12.607	1:03.981	1:20.289	75.9	39:01.371								
66	Rinaldi Racing 1. Steve PARROW 2. Daniel KEILWITZ							Ligier JS P320 - Nissan LMP3							
1	1	3:24.928	2:10.266	35.325	39.337		3:24.928								
2	1	1:44.686	33.412	33.364	37.910	250.6	5:09.614								
3	1	1:47.315	32.871	34.569	39.875	256.5	6:56.929								
4	1	1:43.900	33.230	33.128	37.542	252.3	8:40.829								
5	1	1:45.256	32.789	33.887	38.580	260.2	10:26.085								
6	1	1:53.044 B	33.770	33.991	45.283	257.1	12:19.129								
7	1	4:05.722	2:54.523	33.517	37.682		16:24.851								
55	GMB Motorsport 1. Kasper H. JENSEN 2. Kristian POULSEN							Honda NSX GT3 GT3							
1	2	2:56.475	1:40.573	35.396	40.506		2:56.475								
2	2	1:52.083	38.999	33.827	39.257	238.4	4:48.558								
3	2	1:45.366	33.158	33.473	38.735	255.9	6:33.924								
4	2	1:45.081	33.227	33.371	38.483	255.3	8:19.005								
5	2	1:44.755	33.025	33.198	38.532	255.3	10:03.760								
6	2	1:55.120 B	32.849	33.436	48.835	256.5	11:58.880								
7	2	3:29.954 B	2:09.788	33.570	46.596		15:28.834								
8	2	3:31.378 B	2:08.748	33.961	48.669		19:00.212								



Michelin Le Mans Cup Portimao Round Bronze Driver Collective Test

Sector Analysis

Lap under Red Flag											Invalidated Lap		Personal Best		Session Best		B Crossing the pit lane		
Lap	D	Time	Sector 1	Sector 2	Sector 3	T. Spd	Elapsed	Lap	D	Time	Sector 1	Sector 2	Sector 3	T. Spd	Elapsed				
69 COOL Racing Ligier JS P320 - Nissan LMP3 1. Malthe JAKOBSEN 2. Maurice SMITH																			
1	2	2:56.773	1:43.535	34.889	38.349		2:56.773												
2	2	1:47.133	34.715	33.654	38.764	259.6	4:43.906												
3	2	1:42.552	32.289	32.725	37.538	263.4	6:26.458												
4	2	1:41.686	31.820	32.229	37.637	264.7	8:08.144												
5	2	1:40.995	31.833	32.178	36.984	263.4	9:49.139												
6	2	1:41.632	31.979	32.332	37.321	266.7	11:30.771												
7	2	1:42.094	32.184	32.603	37.307	265.4	13:12.865												
8	2	1:41.685	31.841	32.800	37.044	266.7	14:54.550												
9	2	1:41.083	31.625	32.617	36.841	264.1	16:35.633												
10	2	1:41.011	31.669	32.432	36.910	265.4	18:16.644												
11	2	1:42.040	32.511	32.564	36.965	265.4	19:58.684												
12	2	1:50.050	31.802	33.340	44.908	264.7	21:48.734												
13	2	3:24.148	2:14.838	32.460	36.850		25:12.882												
14	2	1:40.695	31.704	32.175	36.806	265.4	26:53.567												
15	2	1:42.268	31.488	33.191	37.589	266.0	28:35.835												
16	2	1:42.090	32.099	32.807	37.184	266.0	30:17.925												
17	2	1:41.278	31.458	33.102	36.718	265.4	31:59.203												
18	2	1:42.184	31.489	32.268	38.427	266.7	33:41.387												
19	2	1:42.892	32.585	32.734	37.573	263.4	35:24.279												
20	2	3:30.610	1:10.548	1:00.769	1:19.293	79.9	38:54.889												
72 Team Virage Ligier JS P320 - Nissan LMP3 1. Nathan KUMAR 2. Alessandro BRACALENTE																			
1	1	3:36.126	2:18.769	37.513	39.844		3:36.126												
2	1	1:44.757	33.554	33.595	37.608	248.8	5:20.883												
3	1	1:43.353	32.368	33.257	37.728	262.1	7:04.236												
4	1	1:45.637	33.568	33.635	38.434	262.1	8:49.873												
5	1	1:42.887	32.561	32.820	37.506	264.7	10:32.760												
6	1	1:42.612	32.234	33.066	37.312	262.8	12:15.372												
7	1	1:57.352	33.184	36.374	47.794	263.4	14:12.724												
8	1	3:54.948	2:43.895	33.700	37.353		18:07.672												
9	1	1:43.806	32.167	33.862	37.777	263.4	19:51.478												
10	1	1:47.136	32.615	34.223	40.298	260.2	21:38.614												
11	1	1:47.829	35.667	34.757	37.405	260.2	23:26.443												
12	1	1:42.971	32.677	33.105	37.189	264.1	25:09.414												
13	1	1:42.695	32.406	33.059	37.230	264.1	26:52.109												
14	1	1:43.314	31.952	33.567	37.795	264.7	28:35.423												
15	1	1:51.753	32.037	32.790	46.926	262.1	30:27.176												
16	1	2:14.516	1:02.776	34.618	37.122		32:41.692												
17	1	1:50.853	35.673	35.056	40.124	263.4	34:32.545												
73 TS Corse Duqueine M30 - D08 - Nissan LMP3 1. Pietro PECCENINI 2. Kai ASKEY																			
1	1	2:23.030	1:02.150	39.454	41.426		2:23.030												
2	1	2:12.396	33.339	38.288	1:00.769	257.1	4:35.426												
3	1	5:04.187	3:50.882	34.939	38.366		9:39.613												
4	1	1:43.575	32.219	33.316	38.040	261.5	11:23.188												
5	1	1:52.528	32.398	33.519	46.611	262.8	13:15.716												
6	1	3:27.550	2:09.768	37.759	40.023		16:43.266												
7	1	1:44.020	32.695	33.187	38.138	261.5	18:27.286												
8	1	1:41.589	31.983	32.598	37.008	264.7	20:08.875												
9	1	1:41.704	32.147	32.656	36.901	264.1	21:50.579												
10	1	1:42.007	31.687	32.664	37.656	264.7	23:32.586												
11	1	1:49.828	32.384	33.351	44.093	266.7	25:22.414												
12	1	1:41.905	32.466	32.393	37.046	261.5	27:04.319												
13	1	1:42.396	31.881	32.907	37.608	266.7	28:46.715												
14	1	1:42.546	32.304	32.480	37.762	262.8	30:29.261												
15	1	1:41.306	31.753	32.455	37.098	266.0	32:10.567												
16	1	1:41.291	31.697	32.522	37.072	265.4	33:51.858												
17	1	2:07.689	31.824	34.842	1:01.023	262.8	35:59.547												
76 Reiter Engineering Ligier JS P320 - Nissan LMP3 1. Freddie HUNT 2. Mads SILJEHAUG																			
1	1	1:52.972	40.569	34.265	38.138		1:52.972												
2	1	1:46.149	32.009	35.165	38.975	257.8	3:39.121												
3	1	1:47.047	31.246	33.842	41.959	263.4	5:26.168												
4	1	1:39.961	31.390	31.779	36.792	263.4	7:06.129												
5	1	1:46.383	33.887	33.129	39.367	266.7	8:52.512												
6	1	1:45.570	31.214	35.127	39.229	264.7	10:38.082												
7	1	1:39.684	31.315	31.844	36.525	265.4	12:17.766												
8	1	1:45.240	33.899	34.127	37.214	235.8	14:03.006												
9	1	1:50.667	31.521	31.688	47.458	262.8	15:53.673												
10	1	9:41.525	8:30.675	32.651	38.199		25:35.198												
11	1	1:43.086	31.534	32.429	39.123	262.1	27:18.284												
12	1	1:40.099	31.530	31.980	36.589	255.9	28:58.383												
13	1	1:41.491	31.712	32.646	37.133	264.1	30:39.874												
14	1	1:41.201	31.739	32.066	37.396	254.1	32:21.075												
15	1	1:42.291	31.750	32.917	37.624	251.7	34:03.366												
16	1	2:10.081	31.921	32.998	1:05.162	252.9	36:13.447												
77 Team Thor Ligier JS P320 - Nissan LMP3 1. Audunn GUDMUNDSSON 2. Michael MARKUSSEN																			
1	1	3:30.064	2:15.872	35.322	38.870		3:30.064												
2	1	1:43.688	33.014	33.168	37.506	255.9	5:13.752												
3	1	1:44.448	34.015	32.967	37.466	260.9	6:58.200												
4	1	1:43.071	32.575	33.100	37.396	260.9	8:41.271												
5	1	1:48.266	34.467	36.408	37.391	262.1	10:29.537												
6	1	1:43.509	32.220	32.802	38.487	262.1	12:13.046												
7	1	1:44.146	33.867	33.075	37.204	261.5	13:57.192												
8	1	1:43.517	31.875	32.832	38.810	260.9	15:40.709												
9	1	1:41.743	32.195	32.510	37.038	258.4	17:22.452												
10	1	1:50.029	32.801	33.240	43.988	261.5	19:12.481												



Michelin Le Mans Cup

Portimao Round

Bronze Driver Collective Test

Sector Analysis

		Lap under Red Flag		Invalidated Lap		Personal Best		Session Best		B Crossing the pit lane					
Lap	D	Time	Sector 1	Sector 2	Sector 3	T. Spd	Elapsed	Lap	D	Time	Sector 1	Sector 2	Sector 3	T. Spd	Elapsed
11	1	4:41.188	3:28.341	34.833	38.014		23:53.669								
12	1	1:44.751	33.354	34.048	37.349	259.6	25:38.420								
13	1	1:41.566	31.751	32.056	37.759	260.9	27:19.986								
14	1	1:41.086	31.758	32.314	37.014	262.8	29:01.072								
15	1	1:49.173	31.398	32.679	45.096	264.1	30:50.245								
16	1	1:45.122	35.205	32.455	37.462	262.8	32:35.367								
17	1	1:42.615	33.070	32.400	37.145	263.4	34:17.982								
18	1	2:22.732 B	31.899	32.791	1:18.042	263.4	36:40.714								
88	GMB Motorsport					Honda NSX GT3									
	1. Jan MAGNUSSEN					GT3									
	2. Lars Engelbrecht PEDERSEI														
1	2	2:55.922	1:29.524	40.564	45.834		2:55.922								
2	2	1:55.292	39.347	35.620	40.325	241.1	4:51.214								
3	2	1:48.448	34.170	34.380	39.898	253.5	6:39.662								
4	2	1:48.450	32.781	34.618	40.051	253.5	8:28.112								
5	2	1:48.081	34.200	34.172	39.709	253.5	10:16.193								
6	2	1:47.812	34.378	33.923	39.511	254.7	12:04.005								
7	2	1:47.901	33.978	34.292	39.631	254.1	13:51.906								
8	2	1:48.908	34.073	34.292	40.543	254.1	15:40.814								
9	2	1:46.997	33.742	33.707	39.548	253.5	17:27.811								
10	2	1:48.117	33.836	34.646	39.635	254.7	19:15.928								
11	2	1:47.175	33.812	33.924	39.439	254.7	21:03.103								
12	2	1:47.117	33.565	33.617	39.935	253.5	22:50.220								
13	2	2:00.844 B	34.109	35.917	50.818	254.7	24:51.064								
14	2	2:26.987	2:10.198	37.202	39.587		28:18.051								
15	2	1:48.841	33.711	34.447	40.683	254.7	30:06.892								
16	2	1:47.233	33.842	33.893	39.498	254.7	31:54.125								
17	2	1:47.524	33.705	33.767	40.052	256.5	33:41.649								
18	2	1:52.841	37.328	34.593	40.920	256.5	35:34.490								
19	2	3:31.388 B	1:11.591	1:01.705	1:18.092	79.2	39:05.878								
99	Bullitt Racing					Aston Martin Vantage GT3									
	1. Stephen PATTRICK					GT3									
	2. Valentin HASSE-CLOT														
1	1	2:39.018	1:15.474	39.940	43.604		2:39.018								
2	1	1:52.755	37.151	35.149	40.455	200.4	4:31.773								
3	1	1:48.443	33.973	34.345	40.125	254.1	6:20.216								
4	1	1:49.323	33.888	35.020	40.415	255.3	8:09.539								
5	1	1:48.891	33.786	34.277	40.828	254.7	9:58.430								
6	1	1:48.296	34.079	34.505	39.712	256.5	11:46.726								
7	1	1:48.520	34.078	34.320	40.122	254.1	13:35.246								
8	1	1:49.179	35.340	34.289	39.550	254.1	15:24.425								
9	1	2:00.104 B	34.547	34.250	51.307	256.5	17:24.529								
10	1	5:51.739 B	3:49.491	34.005	1:28.243		23:16.268								