

Michelin Le Mans Cup


Portimao Round

Free Practice 2

Sector Analysis

Lap under Red Flag Invalidated Lap Personal Best Session Best Crossing the pit lane

Lap	D	Time	Sector 1	Sector 2	Sector 3	T. Spd	Elapsed	Lap	D	Time	Sector 1	Sector 2	Sector 3	T. Spd	Elapsed
2	United Autosports 1.Shaun LYNN 2.Max LYNN							Ligier JS P320 - Nissan LMP3							
1	1	2:41.013	1:20.372	39.027	41.614		2:41.013								
2	1	1:47.192	35.766	34.089	37.337	254.7	4:28.205								
3	1	1:41.765	31.958	32.813	36.994	264.1	6:09.970								
4	1	1:42.716	31.877	32.971	37.868	264.7	7:52.686								
5	1	1:42.057	32.092	32.685	37.280	264.7	9:34.743								
6	1	1:41.620	31.975	32.833	36.812	264.7	11:16.363								
7	1	2:01.933	B 32.300	34.828	54.805	264.7	13:18.296								
8	2	5:31.799	4:18.381	35.898	37.520		18:50.095								
9	2	1:43.644	31.881	33.973	37.790	263.4	20:33.739								
10	2	2:42.654	B 33.307	48.980	1:20.367	265.4	23:16.393								
11	2	8:41.997	7:29.613	34.684	37.700		31:58.390								
12	2	1:42.325	32.683	33.338	37.304	264.7	33:41.715								
13	2	1:43.080	32.182	33.307	37.591	265.4	35:24.795								
14	2	1:42.015	32.115	32.923	36.977	263.4	37:06.810								
15	2	1:40.835	31.540	32.588	36.700	265.4	38:47.645								
16	2	1:40.517	31.575	32.283	36.659	264.7	40:28.162								
17	2	2:21.389	B 36.606	38.609	1:06.174	265.4	42:49.551								
18	1	4:14.581	B 2:54.116	33.847	46.618		47:04.132								
19	2	4:21.569	B 2:58.601	38.629	44.339		51:25.701								
20	2	4:09.221	B 2:44.979	38.211	46.031		55:34.922								
3	DKR Engineering 1.Jon BROWNSON 2.Laurents HERR							Duqueine M30 - D08 - Nissan LMP3							
1	2	3:58.737	2:46.622	34.433	37.682		3:58.737								
2	2	1:40.732	32.104	32.184	36.444	264.1	5:39.469								
3	2	1:40.339	31.735	32.192	36.412	270.7	7:19.808								
4	2	1:38.823	31.145	31.572	36.106	270.0	8:58.631								
5	2	1:48.956	31.450	31.635	45.871	273.4	10:47.587								
6	2	1:39.012	31.428	31.553	36.031	272.0	12:26.599								
7	2	1:44.788	B 31.002	31.568	42.218	272.0	14:11.387								
8	2	7:08.225	5:48.893	33.243	46.089		21:19.612								
9	2	3:07.908	52.796	1:01.281	1:13.831	243.8	24:27.520								
10	2	3:31.021	B 1:12.493	1:01.889	1:16.639	79.8	27:58.541								
11	1	3:55.142	2:42.225	34.851	38.066		31:53.683								
12	1	1:43.974	32.527	33.811	37.636	266.7	33:37.657								
13	1	1:43.209	32.215	33.282	37.712	266.7	35:20.866								
14	1	1:42.859	32.849	32.791	37.219	268.0	37:03.725								
15	1	1:41.931	31.958	32.628	37.345	269.3	38:45.656								
16	1	1:41.953	31.851	33.024	37.078	268.7	40:27.609								
17	1	2:02.267	31.959	32.808	57.500	268.0	42:29.876								
18	1	2:55.247	1:13.488	1:01.840	39.919	80.0	45:25.123								
19	1	1:43.534	32.912	33.439	37.183	263.4	47:08.657								
20	1	1:43.950	32.569	32.699	38.682	267.3	48:52.607								
21	1	1:41.946	32.149	32.703	37.094	266.7	50:34.553								
22	1	1:42.285	31.782	33.454	37.049	267.3	52:16.838								
23	1	1:41.248	31.671	32.558	37.019	267.3	53:58.086								
24	1	1:41.858	31.652	32.657	37.549	268.0	55:39.944								
25	1	1:42.118	31.750	32.956	37.412	270.0	57:22.062								
26	1	1:44.082	32.082	33.117	38.883	268.7	59:06.144								
27	1	1:55.960	B 32.774	33.521	49.665	268.0	1:01:02.104								
4	Nielsen Racing 1.John MELSON 2.Matthew BELL							Duqueine M30 - D08 - Nissan LMP3							
1	2	2:33.150	1:19.561	35.088	38.501		2:33.150								
2	2	1:42.837	33.228	32.856	36.753	257.1	4:15.987								
3	2	1:39.681	31.549	31.881	36.251	268.7	5:55.668								
4	2	1:44.737	32.401	33.696	37.640	242.2	7:40.405								
5	2	1:39.226	31.125	31.712	36.389	271.4	9:19.631								
6	2	1:38.645	31.147	31.577	35.921	271.4	10:58.276								
7	2	1:52.686	35.026	35.341	42.319	272.7	12:50.962								
8	2	1:39.473	31.355	31.620	36.498	270.7	14:30.435								
9	2	1:39.222	31.074	31.700	36.548	272.0	16:09.757								
10	2	1:44.757	B 31.091	31.730	41.936	272.7	17:54.514								
11	2	8:17.126	6:01.905	1:01.386	1:13.835		26:11.640								
12	2	3:32.949	1:12.520	1:05.591	1:14.838	79.5	29:44.589								
13	2	2:02.723	B 48.567	32.401	41.755	78.6	31:47.312								
14	2	7:48.816	B 6:35.486	31.960	41.370		39:36.128								
15	1	4:33.007	2:16.438	1:02.441	1:14.128		44:09.135								
16	1	2:02.781	51.026	34.337	37.418	78.8	46:11.916								
17	1	1:43.746	32.007	33.123	38.616	268.0	47:55.662								
18	1	1:43.020	32.502	33.118	37.400	272.0	49:38.682								
19	1	1:42.851	31.632	32.836	38.383	271.4	51:21.533								
20	1	2:19.947	1:08.502	34.387	37.058	270.0	53:41.480								
21	1	1:43.699	32.458	34.110	37.131	272.7	55:25.179								
22	1	1:41.175	31.653	32.350	37.172	272.0	57:06.354								
23	1	1:44.817	33.005	32.864	38.948	272.0	58:51.171								
24	1	1:41.305	31.623	32.863	36.819	272.7	1:00:32.476								
6	ANS Motorsport 1.Jonathan BROSSARD 2.Nicolas SCHATZ							Ligier JS P320 - Nissan LMP3							
1	2	2:39.895	1:21.295	38.129	40.471		2:39.895								
2	2	1:43.427	34.501	32.162	36.764	265.4	4:23.322								
3	2	1:41.112	31.480	31.903	37.729	268.7	6:04.434								
4	2	1:40.098	31.344	31.960	36.794	270.0	7:44.532								
5	2	1:39.450	31.440	31.757	36.253	269.3	9:23.982								
6	2	1:39.012	31.228	31.510	36.274	269.3	11:02.994								
7	2	1:48.218	B 31.803	33.106	43.309	269.3	12:51.212								
8	1	3:52.827	2:39.067	34.793	38.967		16:44.039								
9	1	1:45.248	32.828	34.302	38.118	259.0	18:29.287								
10	1	1:52.597	32.752	38.663	41.182	267.3	20:21.884								
11	1	2:25.295	B 32.256	35.915	1:17.124	263.4	22:47.179								
12	1	5:26.012	B 3:08.680	1:01.495	1:15.837		28:13.191								
13	1	4:00.307	2:48.379	34.058	37.870		32:13.498								
14	1	1:45.250	32.851	33.775	38.624	264.7	33:58.748								
15	1	1:43.183	33.155	32.748	37.280	243.8	35:41.931								
16	1	1:42.536	31.882	32.853	37.801	268.7	37:24.467								
17	1	1:43.213	32.989	33.222	37.002	265.4	39:07.680								
18	1	1:42.963	32.295	32.632	38.036	269.3	40:50.643								
19	1	2:19.110	B 32.959	33.152	1:12.999	254.7	43:09.753								
20	2	4:32.406	3:14.712	35.751	41.943		47:42.159								
21	2	1:42.598	33.241	32.333	37.024	259.0	49:24.757								
22	2	1:38.258	31.201	31.432	35.625	267.3	51:03.015								
23	2	1:42.385	31.052	32.795	38.538	270.0	52:45.400								



Michelin Le Mans Cup

Portimao Round

Free Practice 2

Sector Analysis

PORTIMAO 4.653 m.

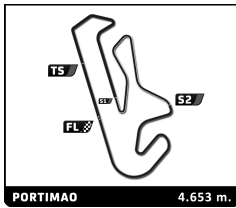
Lap under Red Flag Invalidated Lap Personal Best Session Best B Crossing the pit lane

Lap	D	Time	Sector 1	Sector 2	Sector 3	T. Spd	Elapsed	Lap	D	Time	Sector 1	Sector 2	Sector 3	T. Spd	Elapsed
4	2	1:41.343	31.119	31.874	38.350	268.0	12:19.153	4	1	1:42.762	32.372	32.742	37.648	270.7	8:14.979
5	2	1:41.867	31.327	31.598	38.942	265.4	14:01.020	5	1	1:45.969	31.917	33.560	40.492	271.4	10:00.948
6	2	1:39.958	31.044	31.490	37.424	269.3	15:40.978	6	1	1:42.162	32.113	32.802	37.247	269.3	11:43.110
7	2	1:45.468	31.144	32.175	42.149	268.7	17:26.446	7	1	1:42.194	31.900	32.902	37.392	270.0	13:25.304
8	2	1:38.683	31.177	31.647	35.859	269.3	19:05.129	8	1	1:50.434 B	32.543	33.701	44.190	270.0	15:15.738
9	2	1:48.721 B	31.031	35.028	42.662	270.0	20:53.850	9	1	2:54.751	1:44.624	32.927	37.200		18:10.489
10	1	6:28.753	4:12.352	1:01.693	1:14.708		27:22.603	10	1	1:43.308	31.999	32.961	38.348	272.0	19:53.797
11	1	3:03.609	1:12.937	1:01.190	49.482	79.5	30:26.212	11	1	1:50.263 B	31.879	32.962	45.422	272.7	21:44.060
12	1	1:42.702	33.188	32.621	36.893	261.5	32:08.914	12	1	4:01.475	1:20.507	1:24.563	1:16.405		25:45.535
13	1	1:40.440	31.573	32.187	36.680	265.4	33:49.354	13	1	3:33.157 B	1:13.359	1:02.105	1:17.693	81.0	29:18.692
14	1	1:39.304	31.278	31.918	36.108	268.0	35:28.658	14	2	3:52.180	2:43.150	32.448	36.582		33:10.872
15	1	1:41.907	31.269	32.072	38.566	270.0	37:10.565	15	2	1:39.629	31.310	32.027	36.292	268.7	34:50.501
16	1	1:40.000	31.408	32.030	36.562	266.7	38:50.565	16	2	1:41.452	31.152	32.663	37.637	272.7	36:31.953
17	1	1:39.665	31.346	31.946	36.373	268.0	40:30.230	17	2	1:39.612	31.616	31.629	36.367	268.0	38:11.565
18	1	2:17.028 B	34.281	38.194	1:04.553	268.7	42:47.258	18	2	1:46.689 B	31.293	31.875	43.521	273.4	39:58.254
19	1	4:35.247	3:23.654	33.608	37.985		47:22.505	19	2	4:59.265	3:11.331	1:01.146	46.788		44:57.519
20	1	1:43.371	31.572	33.514	38.285	267.3	49:05.876	20	2	1:44.233	31.910	32.099	40.224	262.1	46:41.752
21	1	1:41.138	31.252	32.185	37.701	266.0	50:47.014	21	2	1:38.846	31.052	31.739	36.055	269.3	48:20.598
22	1	1:40.075	31.173	31.884	37.018	268.7	52:27.089	22	2	1:38.693	31.330	31.453	35.910	273.4	49:59.291
23	1	1:40.988	32.118	32.322	36.548	262.8	54:08.077	23	2	1:48.534 B	30.716	32.420	45.398	270.0	51:47.825
24	1	1:39.321	31.186	32.036	36.099	269.3	55:47.398	24	1	3:35.040	2:25.232	32.590	37.218		55:22.865
25	1	1:50.192 B	31.417	33.898	44.877	268.7	57:37.590	25	1	1:43.000	31.413	32.420	39.167	271.4	57:05.865
26	1	4:07.128	2:57.065	32.682	37.381		1:01:44.718	26	1	1:42.811	33.094	32.669	37.048	272.0	58:48.676
27	1	1:42.572	31.555	32.876	38.141	271.4	1:00:31.248								

11		WTM Racing		Duqueine M30 - D08 - Nissan		LMP3	
		1.Torsten KRATZ					
		2.Leonard WEISS					
1	2	3:24.464	2:11.302	34.731	38.431		3:24.464
2	2	1:42.459	33.094	32.743	36.622	268.7	5:06.923
3	2	1:40.637	31.357	32.238	37.042	272.7	6:47.560
4	2	1:41.778	32.507	32.558	36.713	276.2	8:29.338
5	2	1:41.024	31.606	33.011	36.407	276.2	10:10.362
6	2	1:40.783	32.208	32.132	36.443	277.6	11:51.145
7	2	1:39.929	31.220	32.222	36.487	276.9	13:31.074
8	2	1:41.481	32.034	32.715	36.732	277.6	15:12.555
9	2	1:40.903	31.576	32.631	36.696	276.9	16:53.458
10	2	1:40.431	31.963	31.916	36.552	276.9	18:33.889
11	2	1:52.252 B	31.293	36.151	44.808	272.0	20:26.141
12	1	9:35.858	7:20.599	1:01.845	1:13.414		30:01.999
13	1	1:48.289	38.246	33.183	36.860	218.6	31:50.288
14	1	1:40.602	31.469	32.471	36.662	276.2	33:30.890
15	1	1:40.626	31.812	32.440	36.374	276.2	35:11.516
16	1	1:39.898	31.219	32.163	36.516	276.2	36:51.414
17	1	1:40.431	31.958	32.352	36.121	277.6	38:31.845
18	1	1:38.764	30.990	31.827	35.947	276.2	40:10.609
19	1	1:40.956	31.144	32.648	37.164	276.2	41:51.565
20	1	3:01.490 B	53.906	1:00.313	1:07.271	267.3	44:53.055
21	2	4:00.337 B	2:42.852	32.449	45.036		48:53.392

13		Haegeli by T2 Racing		Duqueine M30 - D08 - Nissan		LMP3	
		1.Pieder DECURTINS					
		2.Marc BASSENG					
1	1	3:00.006	1:44.435	35.560	40.011		3:00.006
2	1	1:47.080	33.211	35.848	38.021	264.7	4:47.086
3	1	1:45.131	32.117	34.481	38.533	268.7	6:32.217

14		DKR Engineering		Duqueine M30 - D08 - Nissan		LMP3	
		1.James WINSLOW					
		2.Alexander BUKHANTSOV					
1	1	2:23.757	1:09.005	36.118	38.634		2:23.757
2	1	1:43.573	32.439	33.265	37.869	259.6	4:07.330
3	1	1:40.883	31.749	32.476	36.658	264.7	5:48.213
4	1	1:42.021	31.527	33.064	37.430	268.0	7:30.234
5	1	1:41.194	31.485	32.883	36.826	268.7	9:11.428
6	1	1:40.376	31.543	32.308	36.525	270.7	10:51.804
7	1	1:44.128	32.337	34.081	37.710	270.7	12:35.932
8	1	1:42.771	32.193	32.904	37.674	270.7	14:18.703
9	1	1:39.943	31.393	32.124	36.426	268.7	15:58.646
10	1	1:43.889	31.429	32.386	40.074	271.4	17:42.535
11	1	1:39.960	31.459	32.147	36.354	270.7	19:22.495
12	1	1:40.685	31.286	32.851	36.548	270.0	21:03.180
13	1	2:52.759 B	32.186	1:02.661	1:17.912	272.7	23:55.939
14	1	7:42.693	6:32.313	33.389	36.991		31:38.632
15	1	1:40.014	31.614	32.184	36.216	264.7	33:18.646
16	1	1:44.932	31.333	32.004	41.595	270.7	35:03.578
17	1	1:39.281	31.156	31.961	36.164	270.7	36:42.859
18	1	1:42.415	31.117	32.339	38.959	273.4	38:25.274
19	1	1:39.709	31.249	31.943	36.517	269.3	40:04.983
20	1	1:49.324 B	32.641	32.875	43.808	271.4	41:54.307
21	2	4:36.828	3:24.399	34.220	38.209		46:31.135
22	2	1:42.542	31.921	32.814	37.807	264.7	48:13.677
23	2	1:41.302	31.714	32.446	37.142	268.0	49:54.979
24	2	1:42.532	32.231	32.777	37.524	271.4	51:37.511
25	2	1:41.488	31.751	32.879	36.858	268.0	53:18.999
26	2	1:42.180	31.962	33.087	37.131	270.7	55:01.179




Michelin Le Mans Cup

Portimao Round

Free Practice 2

Sector Analysis

Lap under Red Flag												Invalidated Lap	Personal Best	Session Best	B Crossing the pit lane
Lap	D	Time	Sector 1	Sector 2	Sector 3	T. Spd	Elapsed	Lap	D	Time	Sector 1	Sector 2	Sector 3	T. Spd	Elapsed
17 IDEC Sport Ligier JS P320 - Nissan															
1. Patrice LAFARGUE LMP3															
2. Dino LUNARDI															
1	2	2:39.486	1:24.252	35.743	39.491		2:39.486								
2	2	1:43.087	33.022	32.614	37.451	266.0	4:22.573								
3	2	1:40.096	31.655	31.996	36.445	266.7	6:02.669								
4	2	1:46.771	B 31.463	32.290	43.018	266.7	7:49.440								
5	2	8:41.703	7:32.311	32.307	37.085		16:31.143								
6	2	1:40.733	31.614	32.269	36.850	268.7	18:11.876								
7	2	1:40.995	31.371	32.461	37.163	269.3	19:52.871								
8	2	1:48.639	B 31.498	33.354	43.787	269.3	21:41.510								
9	1	6:14.494	3:57.695	1:02.033	1:14.766		27:56.004								
10	1	2:53.928	1:13.144	1:00.961	39.823	79.2	30:49.932								
11	1	1:46.074	34.250	33.431	38.393	265.4	32:36.006								
12	1	1:42.999	32.263	33.005	37.731	267.3	34:19.005								
13	1	1:42.599	32.123	33.012	37.464	266.0	36:01.604								
14	1	1:42.423	31.976	32.886	37.561	267.3	37:44.027								
15	1	1:42.185	32.165	32.562	37.458	268.0	39:26.212								
16	1	1:45.745	31.939	34.774	39.032	268.7	41:11.957								
17	1	2:37.864	B 31.761	49.361	1:16.742	268.0	43:49.821								
18	1	5:04.989	2:48.624	33.181	1:43.184		48:54.810								
19	1	1:53.392	B 33.735	33.609	46.048	258.4	50:48.202								
20	2	4:48.304	3:39.172	32.532	36.600		55:36.506								
21	2	1:39.436	31.330	31.917	36.189	267.3	57:15.942								
22	2	1:39.653	31.541	31.935	36.177	270.0	58:55.595								
23	2	1:39.700	31.639	31.864	36.197	270.0	1:00:35.295								
20 Optimum Motorsport Duqueine M30 - D08 - Nissan															
1. Mark CRADER LMP3															
2. Alex MORTIMER															
1	1	3:22.553	1:58.141	39.390	45.022		3:22.553								
2	1	1:53.691	36.543	35.884	41.264	242.7	5:16.244								
3	1	1:48.194	33.988	35.615	38.591	263.4	7:04.438								
4	1	1:43.870	32.966	33.165	37.739	266.7	8:48.308								
5	1	1:43.211	32.013	32.765	38.433	270.7	10:31.519								
6	1	1:54.724	B 33.488	33.707	47.529	257.1	12:26.243								
7	1	4:03.068	2:52.026	33.310	37.732		16:29.311								
8	1	1:43.981	33.153	33.415	37.413	270.0	18:13.292								
9	1	1:43.433	31.687	32.947	38.799	270.7	19:56.725								
10	1	2:05.663	B 31.910	32.973	1:00.780	267.3	22:02.388								
11	2	6:50.098	4:30.804	1:04.617	1:14.677		28:52.486								
12	2	2:29.587	1:13.420	39.254	36.913	78.7	31:22.073								
13	2	1:40.196	31.490	32.478	36.228	268.7	33:02.269								
14	2	1:44.176	31.449	32.828	39.899	270.7	34:46.445								
15	2	1:42.565	31.673	32.448	38.444	273.4	36:29.010								
16	2	1:40.362	31.250	32.221	36.891	274.8	38:09.372								
17	2	1:42.632	31.298	32.086	39.248	275.5	39:52.004								
18	2	1:42.269	31.813	32.895	37.561	266.7	41:34.273								
19	2	2:55.825	38.408	1:03.142	1:14.275	272.0	44:30.098								
20	2	1:45.097	35.829	32.724	36.544	216.0	46:15.195								
21	2	1:39.400	31.194	31.958	36.248	272.0	47:54.595								
22	2	1:38.931	31.196	31.759	35.976	271.4	49:33.526								
22 United Autosports Ligier JS P320 - Nissan															
1. Andres LATORRE LMP3															
2. Garnet PATTERSON															
1	1	2:54.062	1:36.098	37.472	40.492		2:54.062								
2	1	1:49.036	34.439	34.326	40.271	260.9	4:43.098								
3	1	1:46.839	33.744	34.954	38.141	258.4	6:29.937								
4	1	1:43.703	32.614	33.496	37.593	262.8	8:13.640								
5	1	1:44.240	32.737	33.659	37.844	262.8	9:57.880								
6	1	1:43.275	32.169	33.424	37.682	263.4	11:41.155								
7	1	1:43.756	32.515	33.314	37.927	263.4	13:24.911								
8	1	1:55.347	34.940	34.272	46.135	262.8	15:20.258								
9	1	1:44.417	32.793	33.676	37.948	262.8	17:04.675								
10	1	1:43.354	32.605	33.250	37.499	262.8	18:48.029								
11	1	1:44.380	32.376	33.607	38.397	264.1	20:32.409								
12	1	2:45.085	B 35.048	49.293	1:20.744	264.7	23:17.494								
13	1	12:37.387	...	38.378	40.334		35:54.881								
14	1	1:43.042	32.377	33.124	37.541	261.5	37:37.923								
15	1	1:43.111	32.252	33.007	37.852	264.1	39:21.034								
16	1	1:43.645	32.518	33.536	37.591	263.4	41:04.679								
17	1	2:31.919	B 32.111	44.132	1:15.676	264.1	43:36.598								
18	2	3:57.572	2:44.486	35.212	37.874		47:34.170								
19	2	1:39.384	31.113	31.688	36.583	263.4	49:13.554								
20	2	1:43.887	31.059	33.906	38.922	262.1	50:57.441								
21	2	1:38.371	30.852	31.548	35.971	265.4	52:35.812								
22	2	1:46.382	31.090	35.078	40.214	267.3	54:22.194								
23	2	1:38.197	30.903	31.287	36.007	268.0	56:00.391								
24	2	1:45.323	B 31.110	31.949	42.264	266.7	57:45.714								
25	2	3:57.462	B 2:41.368	32.697	43.397		1:01:43.176								
23 United Autosports Ligier JS P320 - Nissan															
1. John SCHAUERMAN LMP3															
2. Wayne BOYD															
1	1	7:24.220	6:04.856	39.185	40.179		7:24.220								
2	1	1:43.491	33.184	33.303	37.004	264.1	9:07.711								
3	1	1:41.831	32.013	32.918	36.900	261.5	10:49.542								
4	1	1:42.867	32.321	33.638	36.908	264.7	12:32.409								
5	1	1:42.928	32.021	34.238	36.669	264.7	14:15.337								
6	1	1:40.932	31.728	32.733	36.471	264.1	15:56.269								
7	1	1:41.416	32.059	32.689	36.668	266.7	17:37.685								
8	1	1:40.927	31.985	32.453	36.489	264.7	19:18.612								
9	1	1:56.732	B 34.005	35.305	47.422	262.8	21:15.344								
10	1	6:12.512	3:56.373	1:01.794	1:14.345		27:27.856								
11	1	3:01.982	1:13.062	1:01.477	47.443	79.6	30:29.838								
12	1	1:49.940	32.595	35.040	42.305	259.6	32:19.778								
13	1	1:41.208	31.935	32.581	36.692	264.1	34:00.986								
14	1	1:50.793	B 32.284	33.756	44.753	265.4	35:51.779								
15	2	3:53.759	2:42.993	32.456	38.310		39:45.538								



Michelin Le Mans Cup

Portimao Round


Free Practice 2

Sector Analysis

Lap under Red Flag Invalidated Lap Personal Best Session Best Crossing the pit lane

Lap	D	Time	Sector 1	Sector 2	Sector 3	T. Spd	Elapsed	Lap	D	Time	Sector 1	Sector 2	Sector 3	T. Spd	Elapsed
16	2	1:49.713 B	31.285	33.210	45.218	266.7	41:35.251	18	1	1:44.314	32.330	33.596	38.388	263.4	39:20.442
17	2	5:17.707	3:57.494	33.644	46.569		46:52.958	19	1	2:00.450 B	32.545	36.191	51.714	262.1	41:20.892
18	2	1:39.045	31.111	31.829	36.105	263.4	48:32.003	20	2	5:13.452	3:59.410	35.889	38.153		46:34.344
19	2	1:43.164	32.602	33.584	36.978	266.0	50:15.167	21	2	1:40.873	31.595	32.369	36.909	266.7	48:15.217
20	2	1:38.357	30.890	31.600	35.867	264.1	51:53.524	22	2	1:40.323	31.565	32.063	36.695	269.3	49:55.540
21	2	1:38.261	30.913	31.512	35.836	265.4	53:31.785	23	2	1:43.593	32.643	32.498	38.452	271.4	51:39.133
22	2	1:46.722 B	31.810	32.483	42.429	267.3	55:18.507	24	2	1:41.991	31.247	32.370	38.374	269.3	53:21.124
24 H24 Racing 1. Stéphane RICHELMI								28 MV2S Forestier Racing 1. Christophe CRESP 2. Emilien CARDE							
H24 INN								Ligier JS P320 - Nissan LMP3							
1	1	2:36.211	1:08.194	41.851	46.166		2:36.211	1	1	2:47.422	1:30.383	36.262	40.777		2:47.422
2	1	2:08.510	39.333	40.608	48.569	220.0	4:44.721	2	1	1:51.054	34.264	36.181	40.609	267.3	4:38.476
3	1	3:08.243 B	43.314	43.452	1:41.477	170.3	7:52.964	3	1	1:42.076	32.221	33.014	36.841	269.3	6:20.552
4	1	2:38.763	1:06.986	41.193	50.584		10:31.727	4	1	1:41.943	31.830	32.952	37.161	268.7	8:02.495
5	1	1:47.613	34.026	34.271	39.316	249.4	12:19.340	5	1	1:49.293	36.697	34.895	37.701	270.0	9:51.788
6	1	2:12.855	40.291	43.783	48.781	208.1	14:32.195	6	1	1:42.307	32.096	32.862	37.349	267.3	11:34.095
7	1	1:52.773	34.907	34.922	42.944	230.3	16:24.968	7	1	1:41.686	32.028	32.716	36.942	267.3	13:15.781
8	1	2:01.890	39.394	38.251	44.245	185.9	18:26.858	8	1	1:50.981 B	32.223	34.452	44.306	269.3	15:06.762
9	1	2:07.368	38.906	41.347	47.115	187.5	20:34.226	9	2	4:31.623	3:22.306	32.646	36.671		19:38.385
10	1	2:48.145	39.105	53.790	1:15.250	187.8	23:22.371	10	2	1:41.726	32.103	32.562	37.061	268.7	21:20.111
11	1	3:30.815	1:13.655	1:01.887	1:15.273	78.8	26:53.186	11	2	3:04.273	49.647	1:00.706	1:13.920	267.3	24:24.384
12	1	10:26.317 B	1:13.201	1:01.646	8:11.470	78.8	37:19.503	12	2	3:26.960	1:12.300	1:00.791	1:13.869	79.9	27:51.344
13	1	2:33.082	1:04.152	40.996	47.934		39:52.585	13	2	2:52.681	1:12.666	1:01.776	38.239	78.8	30:44.025
14	1	1:48.399	33.720	34.208	40.471	246.0	41:40.984	14	2	1:41.764	32.209	32.932	36.623	263.4	32:25.789
15	1	3:01.566	52.003	1:01.760	1:07.803	197.8	44:42.550	15	2	1:39.883	31.538	32.074	36.271	268.0	34:05.672
16	1	1:54.725	37.469	35.684	41.572	201.9	46:37.275	16	2	1:40.518	31.540	32.515	36.463	270.7	35:46.190
17	1	1:52.019	35.597	35.475	40.947	220.4	48:29.294	17	2	1:43.273	31.809	33.318	38.146	270.0	37:29.463
18	1	1:56.692	37.156	37.145	42.391	196.4	50:25.986	18	2	1:40.664	31.525	32.375	36.764	269.3	39:10.127
19	1	2:01.227	38.960	38.941	43.326	185.6	52:27.213	19	2	1:40.501	31.426	32.021	37.054	269.3	40:50.628
20	1	2:03.827	38.615	40.176	45.036	187.2	54:31.040	20	2	2:11.146 B	32.226	32.625	1:06.295	264.7	43:01.774
21	1	2:05.167	39.040	42.627	43.500	187.2	56:36.207	21	2	3:54.421	2:42.578	33.439	38.404		46:56.195
22	1	2:04.593	38.845	41.579	44.169	188.8	58:40.800	22	2	1:40.384	31.624	32.164	36.596	265.4	48:36.579
23	1	2:04.115	38.698	41.961	43.456	193.5	1:00:44.915	23	2	1:40.370	31.426	32.620	36.324	269.3	50:16.949

Lap	D	Time	Sector 1	Sector 2	Sector 3	T. Spd	Elapsed	Lap	D	Time	Sector 1	Sector 2	Sector 3	T. Spd	Elapsed
1	2	3:15.443	2:01.656	35.264	38.523		3:15.443	1	1	2:26.652	1:11.744	35.305	39.603		2:26.652
2	2	1:43.803	32.589	33.311	37.903	263.4	4:59.246	2	1	1:41.532	32.101	32.737	36.694	263.4	4:08.184
3	2	1:43.500	32.078	34.223	37.199	266.7	6:42.746	3	1	1:45.145	31.649	32.275	41.221	269.3	5:53.329
4	2	1:41.384	31.748	32.397	37.239	268.0	8:24.130	4	1	1:39.527	31.133	32.044	36.350	268.7	7:32.856
5	2	1:41.414	32.131	32.479	36.804	270.0	10:05.544	5	1	1:44.255	31.706	32.411	40.138	270.0	9:17.111
6	2	1:42.339	32.083	32.408	37.848	270.0	11:47.883	6	1	1:39.159	31.098	31.989	36.072	269.3	10:56.270
7	2	1:40.719	31.806	32.171	36.742	268.7	13:28.602	7	1	1:43.347	31.226	32.248	39.873	269.3	12:39.617
8	2	1:50.350 B	33.417	32.604	44.329	269.3	15:18.952	8	1	1:44.548	31.401	32.878	40.269	270.7	14:24.165
9	1	3:55.342	2:43.404	33.730	38.208		19:14.294								
10	1	1:44.509	32.731	33.473	38.305	264.1	20:58.803								



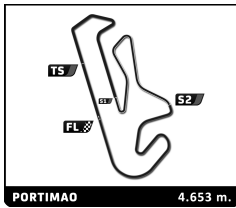
Michelin Le Mans Cup

Portimao Round

Free Practice 2

Sector Analysis

Lap under Red Flag											Invalidated Lap	Personal Best	Session Best	B Crossing the pit lane	
Lap	D	Time	Sector 1	Sector 2	Sector 3	T. Spd	Elapsed	Lap	D	Time	Sector 1	Sector 2	Sector 3	T. Spd	Elapsed
30 Frikadelli Racing Team Ligier JS P320 - Nissan LMP3															
1.Klaus ABBELEN															
2.Felipe LASER															
1	1	3:28.860	2:08.304	39.061	41.495		3:28.860								
2	1	1:49.156	35.240	34.115	39.801	255.9	5:18.016								
3	1	2:55.635	B 35.228	1:05.852	1:14.555	253.5	8:13.651								
4	1	6:49.964	5:33.118	37.210	39.636		15:03.615								
5	1	1:46.879	34.020	34.459	38.400	260.2	16:50.494								
6	1	1:43.464	32.428	32.935	38.101	262.1	18:33.958								
7	1	1:55.423	33.086	39.383	42.954	264.7	20:29.381								
8	1	2:43.194	B 33.006	51.819	1:18.369	260.9	23:12.575								
9	2	4:56.422	2:41.208	1:01.012	1:14.202		28:08.997								
10	2	2:41.015	1:12.728	50.852	37.435	79.9	30:50.012								
11	2	1:41.066	32.948	31.934	36.184	265.4	32:31.078								
12	2	1:39.144	31.414	31.777	35.953	268.0	34:10.222								
13	2	1:39.512	30.962	31.814	36.736	271.4	35:49.734								
14	2	1:42.600	31.001	31.715	39.887	270.0	37:32.337								
15	2	1:39.179	31.084	31.810	36.285	269.3	39:11.516								
16	2	1:47.042	B 31.371	31.745	43.926	269.3	40:58.558								
31 AF Corse Ligier JS P320 - Nissan LMP3															
1.Kriton LENTOUDIS															
2.Rui AGUAS															
1	2	3:29.724	2:16.667	34.785	38.272		3:29.724								
2	2	1:43.193	32.989	32.770	37.434	261.5	5:12.917								
3	2	1:40.065	31.793	31.855	36.417	264.7	6:52.982								
4	2	1:48.985	31.333	33.173	44.479	266.7	8:41.967								
5	2	1:39.988	31.582	31.895	36.511	266.0	10:21.955								
6	2	1:51.855	B 32.201	32.731	45.923	268.7	12:13.810								
7	1	5:37.076	4:20.710	35.045	41.321		17:50.886								
8	1	1:46.592	33.675	33.842	39.075	259.0	19:37.478								
9	1	1:57.125	33.695	34.953	48.477	259.6	21:34.603								
10	1	3:33.989	B 1:13.983	1:01.856	1:18.150	79.7	25:08.592								
11	1	7:33.504	6:21.841	33.444	38.219		32:42.096								
12	1	1:45.664	32.839	33.163	39.662	259.6	34:27.760								
13	1	1:43.878	32.497	32.842	38.539	260.9	36:11.638								
14	1	1:44.337	32.276	32.789	38.272	261.5	37:55.975								
15	1	1:44.309	32.764	33.360	38.185	262.8	39:40.284								
16	1	1:43.445	32.832	32.737	37.876	262.8	41:23.729								
17	1	2:50.436	B 32.793	1:01.680	1:15.963	262.8	44:14.165								
32 United Autosports Ligier JS P320 - Nissan LMP3															
1.Daniel SCHNEIDER															
2.Andrew MEYRICK															
1	1	2:39.277	1:19.589	39.291	40.397		2:39.277								
2	1	1:47.450	36.122	34.096	37.232	244.3	4:26.727								
3	1	1:41.169	31.893	32.731	36.545	265.4	6:07.896								
4	1	1:41.184	31.598	32.606	36.980	266.0	7:49.080								
5	1	1:40.753	31.582	32.692	36.479	265.4	9:29.833								
6	1	1:41.266	32.145	32.640	36.481	266.0	11:11.099								
7	1	1:40.933	31.726	32.542	36.665	267.3	12:52.032								
8	1	1:40.698	31.564	32.404	36.730	267.3	14:32.730								
9	1	1:40.990	31.999	32.375	36.616	267.3	16:13.720								
10	1	1:41.897	31.967	32.267	37.663	265.4	17:55.617								
11	1	1:50.090	B 33.973	32.957	43.160	262.1	19:45.707								
12	2	5:22.412	3:06.785	1:01.354	1:14.273		25:08.119								
13	2	3:30.453	B 1:13.117	1:01.426	1:15.910	79.4	28:38.572								
14	2	3:50.294	2:41.494	32.313	36.487		32:28.866								
15	2	1:39.113	31.234	31.722	36.157	265.4	34:07.979								
16	2	1:45.320	31.090	33.428	40.802	262.1	35:53.299								
17	2	1:39.400	31.045	31.727	36.628	266.7	37:32.699								
18	2	1:45.471	34.159	34.760	36.552	266.7	39:18.170								
19	2	1:39.473	31.033	31.950	36.490	266.7	40:57.643								
20	2	2:21.134	B 21.153	32.584	1:17.397	269.3	43:18.777								
21	1	4:06.148	2:55.408	33.539	37.201		47:24.925								
22	1	1:42.911	31.899	32.982	38.030	264.7	49:07.836								
23	1	1:41.425	31.665	32.928	36.832	264.7	50:49.261								
24	1	1:40.491	31.657	32.154	36.680	265.4	52:29.752								
25	1	1:45.250	31.916	34.180	39.154	268.7	54:15.002								
26	1	1:41.140	31.945	32.609	36.586	262.1	55:56.142								
27	1	1:40.154	31.424	32.088	36.642	265.4	57:36.296								
28	1	1:40.346	31.598	32.274	36.474	267.3	59:16.642								
29	1	1:40.466	31.440	32.450	36.576	267.3	1:00:57.108								
33 Team Virage Ligier JS P320 - Nissan LMP3															
1.Antonio FORNE															
2.Christian BOGLE															
1	2	8:52.973	7:40.856	34.450	37.667		8:52.973								
2	2	1:41.547	32.387	32.521	36.639	266.0	10:34.520								
3	2	1:43.028	31.873	33.988	37.167	268.7	12:17.548								
4	2	1:40.098	31.687	32.061	36.350	266.0	13:57.646								
5	2	1:40.983	31.693	32.426	36.864	269.3	15:38.629								
6	2	1:41.694	32.246	32.942	36.506	268.7	17:20.323								
7	2	1:40.043	31.445	32.015	36.583	269.3	19:00.366								
8	2	1:51.113	B 31.519	34.288	45.306	269.3	20:51.479								
9	1	15:43.610	...	35.641	46.127		36:35.089								
10	1	1:46.476	35.822	33.502	37.152	256.5	38:21.565								



Michelin Le Mans Cup

Portimao Round

Free Practice 2

Sector Analysis

Lap under Red Flag Invalidated Lap Personal Best Session Best B Crossing the pit lane

Lap	D	Time	Sector 1	Sector 2	Sector 3	T. Spd	Elapsed	Lap	D	Time	Sector 1	Sector 2	Sector 3	T. Spd	Elapsed
11	1	1:41.758	31.478	33.069	37.211	266.7	40:03.323	15	1	1:52.483	36.360	37.491	38.632	268.7	36:31.355
12	1	1:42.199	31.940	32.830	37.429	264.7	41:45.522	16	1	1:46.614	32.764	33.976	39.874	270.7	38:17.969
13	1	2:57.020	52.749	1:01.128	1:03.143	227.4	44:42.542	17	1	1:43.394	32.038	32.472	38.884	270.7	40:01.363
14	1	1:43.067	33.287	32.897	36.883	249.4	46:25.609	18	1	5:13.924 B	31.822	3:45.814	56.288	269.3	45:15.287
15	1	1:41.378	31.617	32.449	37.312	264.1	48:06.987	19	1	4:33.549	3:22.651	33.041	37.857		49:48.836
16	1	1:51.872 B	33.068	32.980	45.824	269.3	49:58.859	20	1	1:43.507	32.020	33.072	38.415	268.0	51:32.343

37 **CD Sport** Ligier JS P320 - Nissan
 1. Huijin HAN LMP3
 2. Belén GARCIA

1	2	2:46.973	1:28.002	37.290	41.681		2:46.973
2	2	1:48.808	34.041	35.422	39.345	262.8	4:35.781
3	2	1:42.399	32.019	33.188	37.192	266.7	6:18.180
4	2	1:43.793	31.694	33.407	38.692	268.0	8:01.973
5	2	1:40.933	31.737	32.462	36.734	266.0	9:42.906
6	2	1:40.686	31.524	32.386	36.776	267.3	11:23.592
7	2	1:48.607	31.619	34.555	42.433	267.3	13:12.199
8	2	1:40.724	31.795	32.245	36.684	266.0	14:52.923
9	2	1:40.471	31.487	32.210	36.774	269.3	16:33.394
10	2	1:48.627	35.716	35.010	37.901	268.0	18:22.021
11	2	1:40.648	31.509	32.524	36.615	267.3	20:02.669
12	2	2:11.390 B	31.393	33.324	1:06.673	268.7	22:14.059
13	1	5:35.248	3:10.282	1:08.654	1:16.312		27:49.307
14	1	3:00.060	1:14.217	1:02.993	42.850	79.8	30:49.367
15	1	1:48.912	35.612	33.943	39.357	257.8	32:38.279
16	1	1:45.018	32.759	33.799	38.460	260.2	34:23.297
17	1	1:46.716	32.549	33.336	40.831	262.1	36:10.013
18	1	1:43.647	32.614	32.860	38.173	261.5	37:53.660
19	1	1:45.309	32.692	34.130	38.487	262.1	39:38.969
20	1	1:52.591	37.106	34.380	41.105	259.0	41:31.560
21	1	2:57.768	40.346	1:02.488	1:14.934	259.0	44:29.328
22	1	1:49.365	38.592	32.896	37.877	208.1	46:18.693
23	1	1:44.516	32.551	33.770	38.195	262.8	48:03.209
24	1	1:43.615	32.490	32.850	38.275	262.8	49:46.824
25	1	1:43.907	32.755	32.628	38.524	262.8	51:30.731
26	1	1:50.802 B	32.697	33.218	44.887	262.1	53:21.533
27	2	8:20.001	7:09.828	33.063	37.110		1:01:41.534

40 **GRAFF Racing** Ligier JS P320 - Nissan
 1. Luis SANJUAN LMP3
 2. David DROUX

1	2	2:45.879	1:29.637	35.479	40.763		2:45.879
2	2	1:42.870	32.906	32.941	37.023	265.4	4:28.749
3	2	1:48.231	31.607	35.793	40.831	268.0	6:16.980
4	2	1:39.170	31.208	31.659	36.303	268.7	7:56.150
5	2	1:39.114	31.072	31.576	36.466	268.7	9:35.264
6	2	1:46.375	34.210	33.907	38.258	269.3	11:21.639
7	2	1:38.964	31.092	31.610	36.262	269.3	13:00.603
8	2	1:38.949	31.061	31.736	36.152	269.3	14:39.552
9	2	1:49.214 B	31.335	32.498	45.381	270.7	16:28.766
10	1	4:01.862	2:46.297	34.612	40.953		20:30.628
11	1	2:39.968 B	33.145	46.681	1:20.142	260.9	23:10.596
12	1	8:04.486	6:46.501	40.339	37.646		31:15.082
13	1	1:42.111	32.275	32.569	37.267	266.0	32:57.193
14	1	1:41.679	31.809	32.565	37.305	266.0	34:38.872

43 **Racing Spirit of Leman** Ligier JS P320 - Nissan
 1. Jacques WOLFF LMP3
 2. Josh SKELTON

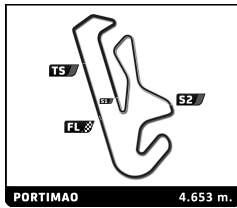
1	2	3:33.469 B	2:05.175	39.124	49.170		3:33.469
2	2	2:59.355	1:43.124	37.432	38.799		6:32.824
3	2	1:46.142	32.916	32.520	40.706	262.8	8:18.966
4	2	1:43.637	32.966	32.065	38.606	266.7	10:02.603
5	2	1:42.485	31.159	32.382	38.944	268.0	11:45.088
6	2	1:40.672	31.202	31.926	37.544	268.7	13:25.760
7	2	1:41.996	32.258	32.499	37.239	268.0	15:07.756
8	2	1:39.802	31.124	32.287	36.391	268.7	16:47.558
9	2	1:39.621	31.119	31.986	36.516	268.0	18:27.179
10	2	2:05.060 B	32.846	39.022	53.192	271.4	20:32.239

44 **GMB Motorsport** Honda NSX GT3
 1. Gustav BIRCH GT3
 2. Jens MØLLER

1	1	3:13.217	1:55.144	37.523	40.550		3:13.217
2	1	1:47.698	33.693	34.468	39.537	257.1	5:00.915
3	1	1:48.443	32.953	34.812	40.678	260.2	6:49.358
4	1	1:45.941	33.496	33.649	38.796	262.1	8:35.299
5	1	1:45.966	32.866	34.121	38.979	262.8	10:21.265
6	1	1:54.567 B	33.781	33.962	46.824	262.1	12:15.832
7	1	4:52.900	3:39.921	33.981	38.998		17:08.732
8	1	1:51.550 B	33.049	33.747	44.754	260.2	19:00.282
9	1	17:24.673	...	35.400	40.005		36:24.955
10	1	1:48.804	33.244	33.892	41.668	258.4	38:13.759
11	1	1:45.662	32.952	33.793	38.917	260.2	39:59.421
12	1	1:44.844	32.812	33.519	38.513	260.2	41:44.265
13	1	3:03.947 B	49.701	1:01.992	1:12.254	260.2	44:48.212
14	2	3:18.299	2:01.997	36.954	39.348		48:06.511
15	2	1:48.004	33.391	34.389	40.224	262.1	49:54.515
16	2	1:48.721	33.539	35.896	39.286	260.2	51:43.236
17	2	1:44.634	32.791	33.479	38.364	260.9	53:27.870
18	2	1:49.951	33.486	35.404	41.061	262.1	55:17.821
19	2	1:47.453	34.836	33.725	38.892	260.2	57:05.274
20	2	1:48.949	36.135	34.100	38.714	259.6	58:54.223
21	2	1:50.765 B	33.137	33.583	44.045	260.9	1:00:44.988

51 **AF Corse** Ferrari 488 GT3
 1. Koizumi HIROSHI GT3
 2. Kei COZZOLINO

1	2	3:01.577	1:40.563	39.026	41.988		3:01.577
2	2	1:49.999	35.268	35.458	39.273	254.1	4:51.576



Michelin Le Mans Cup

Portimao Round

Free Practice 2

Sector Analysis

PORTIMAO 4.653 m.

Lap under Red Flag Invalidated Lap Personal Best Session Best Crossing the pit lane


Lap	D	Time	Sector 1	Sector 2	Sector 3	T. Spd	Elapsed	Lap	D	Time	Sector 1	Sector 2	Sector 3	T. Spd	Elapsed
3	2	1:46.106	33.935	33.930	38.241	259.0	6:37.682	13	1	2:41.082	1:13.099	48.800	39.183	79.9	30:56.505
4	2	1:56.737	39.090	38.983	38.664	222.7	8:34.419	14	1	1:47.153	34.414	34.022	38.717	262.8	32:43.658
5	2	1:44.994	32.467	33.981	38.546	261.5	10:19.413	15	1	1:45.899	33.795	34.023	38.081	267.3	34:29.557
6	2	1:43.405	32.516	33.059	37.830	260.2	12:02.818	16	1	1:44.319	32.792	33.740	37.787	267.3	36:13.876
7	2	1:50.677	B 32.514	33.846	44.317	260.9	13:53.495	17	1	1:43.890	32.437	33.832	37.621	270.0	37:57.766
8	1	4:32.331	3:16.686	35.005	40.640		18:25.826	18	1	1:44.247	32.566	34.114	37.567	270.0	39:42.013
9	1	2:04.854	35.589	43.691	45.574	255.9	20:30.680	19	1	1:42.698	32.094	33.190	37.414	270.0	41:24.711
10	1	2:44.862	B 34.290	50.385	1:20.187	257.8	23:15.542	20	1	2:51.248	B 32.769	1:02.684	1:15.795	271.4	44:15.959
11	1	8:49.060	7:34.626	34.700	39.734		32:04.602	21	2	3:54.290	2:45.499	32.188	36.603		48:10.249
12	1	1:47.384	33.080	34.348	39.956	259.0	33:51.986	22	2	1:40.938	31.046	32.531	37.361	272.0	49:51.187
13	1	1:46.420	33.006	34.141	39.273	259.6	35:38.406	23	2	1:39.594	31.291	31.868	36.435	268.7	51:30.781
14	1	1:45.923	32.995	33.777	39.151	259.6	37:24.329	24	2	1:38.552	31.073	31.634	35.845	270.0	53:09.333
15	1	1:49.215	34.393	33.983	40.839	260.2	39:13.544	25	2	1:41.790	31.194	32.701	37.895	270.7	54:51.123
16	1	1:45.751	32.727	33.748	39.276	261.5	40:59.295	26	2	1:38.697	30.968	31.641	36.088	273.4	56:29.820
17	1	2:29.016	B 32.822	37.396	1:18.798	260.9	43:28.311	27	2	2:02.727	B 46.466	33.286	42.975	272.0	58:32.547
								28	2	3:06.978	B 1:46.819	35.245	44.914		1:01:39.525

55		GMB Motorsport		Honda NSX GT3			
		1.Kasper H. JENSEN		GT3			
		2.Kristian POULSEN					
1	1	3:40.817	2:25.837	35.589	39.391		3:40.817
2	1	1:44.612	32.847	33.291	38.474	259.6	5:25.429
3	1	1:44.157	32.592	33.217	38.348	261.5	7:09.586
4	1	1:51.157	32.676	33.443	45.038	261.5	9:00.743
5	1	3:41.837	2:27.692	35.280	38.865		12:42.580
6	1	1:44.295	32.749	33.242	38.304	262.1	14:26.875
7	1	1:44.428	32.540	33.251	38.637	262.8	16:11.303
8	1	1:44.179	32.728	32.971	38.480	263.4	17:55.482
9	1	1:55.200	B 35.221	33.649	46.330	262.1	19:50.682
10	1	12:06.393	...	34.378	40.952		31:57.075
11	1	1:43.763	32.512	33.036	38.215	261.5	33:40.838
12	1	1:43.911	32.583	33.033	38.295	262.1	35:24.749
13	1	1:53.216	B 33.183	33.588	46.445	262.1	37:17.965
14	1	3:22.460	2:09.507	34.337	38.616		40:40.425
15	1	2:10.769	B 32.541	33.000	1:05.228	259.6	42:51.194
16	2	4:20.713	3:06.692	35.105	38.916		47:11.907
17	2	1:45.563	33.070	33.804	38.689	259.0	48:57.470
18	2	1:44.457	32.787	33.423	38.247	260.2	50:41.927
19	2	1:45.100	32.891	33.568	38.641	260.9	52:27.027
20	2	1:56.711	B 33.895	34.500	48.316	258.4	54:23.738

57		GRAFF Racing		Ligier JS P320 - Nissan			
		1.Stephan RUPP		LMP3			
		2.Ryan HARPER-ELLAM					
1	2	2:51.724	1:36.620	35.789	39.315		2:51.724
2	2	1:47.147	34.570	33.260	39.317	259.0	4:38.871
3	2	1:42.000	32.254	32.877	36.869	267.3	6:20.871
4	2	1:42.074	31.782	32.809	37.483	272.0	8:02.945
5	2	1:40.294	31.313	32.240	36.741	271.4	9:43.239
6	2	1:46.466	B 32.166	31.873	42.427	274.1	11:29.705
7	2	2:04.012	54.224	31.781	38.007		13:33.717
8	2	1:40.496	31.265	32.011	37.220	272.7	15:14.213
9	2	1:40.591	31.180	32.103	37.308	272.0	16:54.804
10	2	1:47.003	B 32.298	32.519	42.186	274.1	18:41.807
11	1	6:01.282	3:42.589	1:02.576	1:16.117		24:43.089
12	1	3:32.334	1:13.836	1:03.416	1:15.082	79.9	28:15.423

65		Team Parker Racing		Porsche 911 GT3 R			
		1.Nick JONES		GT3			
		2.Scott MALVERN					
1	1	2:52.011	1:17.696	45.245	49.070		2:52.011
2	1	2:05.199	38.707	40.712	45.780	239.5	4:57.210
3	1	1:48.505	33.850	35.100	39.555	257.1	6:45.715
4	1	1:47.759	33.255	35.072	39.432	259.0	8:33.474
5	1	1:46.804	32.918	34.153	39.733	259.0	10:20.278
6	1	1:48.774	33.273	33.964	41.537	260.2	12:09.052
7	1	1:46.092	33.528	33.750	38.814	257.8	13:55.144
8	1	1:45.925	32.912	33.699	39.314	257.8	15:41.069
9	1	1:48.275	33.644	35.187	39.444	260.2	17:29.344
10	1	1:47.588	33.966	34.416	39.206	258.4	19:16.932
11	1	2:03.049	B 37.963	36.646	48.440	258.4	21:19.981
12	2	10:32.296	9:14.004	37.823	40.469		31:52.277
13	2	1:53.615	B 33.734	35.452	44.429	252.9	33:45.892
14	2	7:52.985	B 6:31.709	35.476	45.800		41:38.877
15	2	4:21.822	3:09.867	33.779	38.176		46:00.699
16	2	1:43.649	32.652	33.174	37.823	258.4	47:44.348
17	2	1:42.895	32.383	32.802	37.710	257.8	49:27.243
18	2	1:44.961	32.396	34.111	38.454	258.4	51:12.204
19	2	1:42.546	32.288	32.584	37.674	259.0	52:54.750
20	2	1:42.903	32.092	32.688	38.123	260.9	54:37.653
21	2	1:44.994	32.507	33.408	39.079	260.9	56:22.647
22	2	1:43.941	32.224	33.998	37.719	259.6	58:06.588
23	2	1:43.685	32.332	33.049	38.304	260.2	59:50.273
24	2	1:43.777	32.452	32.756	38.569	254.7	1:01:34.050

66		Rinaldi Racing		Ligier JS P320 - Nissan			
		1.Steve PARROW		LMP3			
		2.Daniel KEILWITZ					
1	2	3:22.218	2:09.425	34.635	38.158		3:22.218
2	2	1:41.428	32.091	32.594	36.743	257.8	5:03.646
3	2	1:43.376	31.355	34.230	37.791	264.7	6:47.022
4	2	1:44.894	32.415	32.646	39.833	266.7	8:31.916
5	2	1:39.403	31.350	31.620	36.433	265.4	10:11.319
6	2	1:44.747	31.710	34.342	38.695	268.0	11:56.066
7	2	1:39.248	31.258	31.668	36.322	266.0	13:35.314



Michelin Le Mans Cup

Portimao Round


Free Practice 2

Sector Analysis

PORTIMAO 4.653 m.

Lap under Red Flag Invalidated Lap Personal Best Session Best Crossing the pit lane

Lap	D	Time	Sector 1	Sector 2	Sector 3	T. Spd	Elapsed	Lap	D	Time	Sector 1	Sector 2	Sector 3	T. Spd	Elapsed
8	2	1:42.441	31.158	31.629	39.654	267.3	15:17.755	72 Team Virage 1.Nathan KUMAR 2.Alessandro BRACALENTE Ligier JS P320 - Nissan LMP3							
9	2	1:38.901	31.170	31.526	36.205	266.7	16:56.656	1	2	3:06.151	1:48.471	37.617	40.063		3:06.151
10	2	1:54.398B	31.164	33.048	50.186	268.0	18:51.054	2	2	1:49.535	33.189	35.245	41.101	260.2	4:55.686
11	1	6:55.041	4:37.271	1:03.017	1:14.753		25:46.095	3	2	1:42.549	32.556	32.971	37.022	264.1	6:38.235
12	1	3:31.632	1:14.194	1:02.233	1:15.205	80.3	29:17.727	4	2	1:41.421	31.869	32.526	37.026	268.7	8:19.656
13	1	2:12.829	59.707	34.556	38.566	79.8	31:30.556	5	2	1:45.512	33.419	33.357	38.736	270.7	10:05.168
14	1	1:45.417	33.635	33.656	38.126	259.0	33:15.973	6	2	1:40.780	31.774	32.404	36.602	270.0	11:45.948
15	1	1:42.983	32.707	33.064	37.212	248.8	34:58.956	7	2	1:40.683	31.897	32.260	36.526	269.3	13:26.631
16	1	1:42.204	32.087	33.043	37.074	264.7	36:41.160	8	2	1:43.007	32.299	33.226	37.482	271.4	15:09.638
17	1	1:41.851	31.942	32.891	37.018	265.4	38:23.011	9	2	1:49.429	31.635	32.577	45.217	269.3	16:59.067
18	1	1:41.634	32.041	32.536	37.057	265.4	40:04.645	10	2	1:41.079	31.760	32.594	36.725	267.3	18:40.146
19	1	1:54.976B	35.458	33.870	45.648	264.7	41:59.621	11	2	6:51.857B	31.591	4:59.078	1:21.188	270.7	25:32.003
20	2	5:07.335	3:57.434	33.316	36.585		47:06.956	12	1	17:20.851	...	36.729	1:08.701		42:52.854
21	2	1:42.732	32.018	31.617	39.097	262.8	48:49.688	13	1	2:39.773	1:15.789	45.635	38.349	79.2	45:32.627
22	2	1:38.060	31.037	31.153	35.870	264.1	50:27.748	14	1	1:44.226	32.733	33.439	38.054	264.1	47:16.853
23	2	1:38.447	31.037	31.346	36.064	265.4	52:06.195	15	1	1:45.915	33.592	34.534	37.789	264.1	49:02.768
24	2	1:42.527	31.107	31.929	39.491	264.7	53:48.722	16	1	1:53.759B	32.700	33.590	47.469	266.7	50:56.527
25	2	1:38.198	30.897	31.047	36.254	266.0	55:26.920	17	2	4:45.415	3:26.023	39.279	40.113		55:41.942
26	2	1:48.495	30.969	38.552	38.974	266.7	57:15.415	18	2	1:46.023	32.415	35.664	37.944	266.0	57:27.965
27	2	1:56.840B	31.233	38.264	47.343	264.1	59:12.255	19	2	1:39.511	31.349	31.976	36.186	268.0	59:07.476
69 COOL Racing 1.Malthe JAKOBSEN 2.Maurice SMITH Ligier JS P320 - Nissan LMP3								73 TS Corse 1.Pietro PECCENINI 2.Kai ASKEY Duqueine M30 - D08 - Nissan LMP3							
1	2	3:19.762	2:06.415	34.192	39.155		3:19.762	1	1	2:43.296	1:17.239	40.723	45.334		2:43.296
2	2	1:42.323	32.498	32.738	37.087	265.4	5:02.085	2	1	1:51.439	35.875	36.781	38.783	250.0	4:34.735
3	2	1:44.448	32.034	34.692	37.722	270.7	6:46.533	3	1	1:42.889	32.383	33.334	37.172	268.0	6:17.624
4	2	1:42.250	32.581	32.698	36.971	271.4	8:28.783	4	1	1:41.760	31.689	32.756	37.315	270.7	7:59.384
5	2	1:40.981	31.627	32.660	36.694	270.0	10:09.764	5	1	1:41.763	31.962	32.829	36.972	268.7	9:41.147
6	2	1:40.600	31.708	32.112	36.780	272.0	11:50.364	6	1	1:41.504	31.639	32.745	37.120	270.7	11:22.651
7	2	1:40.371	31.524	32.258	36.589	270.7	13:30.735	7	1	1:41.890	32.149	32.616	37.125	272.7	13:04.541
8	2	1:41.488	31.921	32.583	36.984	271.4	15:12.223	8	1	1:41.991	31.734	33.061	37.196	272.0	14:46.532
9	2	1:42.090	31.478	32.108	38.504	272.0	16:54.313	9	1	2:30.797	32.091	1:20.486	38.220	272.0	17:17.329
10	2	1:40.930	31.845	32.504	36.581	272.0	18:35.243	10	1	1:41.354	31.851	32.488	37.015	272.0	18:58.683
11	2	1:48.988	31.801	38.408	38.779	274.1	20:24.231	11	1	1:43.834	31.521	33.638	38.675	274.1	20:42.517
12	2	2:21.428B	31.607	34.369	1:15.452	268.0	22:45.659	12	1	2:45.083B	32.171	55.316	1:17.596	266.7	23:27.600
13	1	8:45.990	7:37.670	32.249	36.071		31:31.649	13	2	6:28.640	4:08.629	1:04.079	1:15.932		29:56.240
14	1	1:39.736	31.417	32.251	36.068	269.3	33:11.385	14	2	1:53.054	40.998	34.233	37.823	196.4	31:49.294
15	1	1:39.556	31.164	32.023	36.369	271.4	34:50.941	15	2	1:41.127	31.760	32.577	36.790	269.3	33:30.421
16	1	1:39.460	30.996	31.863	36.601	272.7	36:30.401	16	2	1:40.538	31.475	32.048	37.015	273.4	35:10.959
17	1	1:39.508	31.077	31.642	36.789	273.4	38:09.909	17	2	1:40.052	31.284	32.159	36.609		



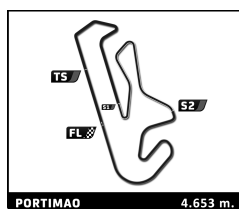
Michelin Le Mans Cup

Portimao Round

Free Practice 2

Sector Analysis

Lap under Red Flag											Invalidated Lap	Personal Best	Session Best	B Crossing the pit lane		
Lap	D	Time	Sector 1	Sector 2	Sector 3	T. Spd	Elapsed	Lap	D	Time	Sector 1	Sector 2	Sector 3	T. Spd	Elapsed	
76		Reiter Engineering					Ligier JS P320 - Nissan									
		1.Freddie HUNT					LMP3									
		2.Mads SILJEHAUG														
1	2	2:47.341 B	1:23.243	37.019	47.079		2:47.341	23	1	1:48.724 B	32.716	32.698	43.310	257.1	50:17.945	
2	2	3:37.100	2:26.801	33.318	36.981		6:24.441	24	1	3:32.971	2:17.333	36.011	39.627		53:50.916	
3	2	1:40.598	31.868	32.268	36.462	267.3	8:05.039	25	1	1:46.498	32.910	35.661	37.927	262.1	55:37.414	
4	2	1:43.248	32.758	32.092	38.398	269.3	9:48.287	26	1	1:39.926	31.573	32.070	36.283	265.4	57:17.340	
5	2	1:47.214 B	31.376	32.333	43.505	267.3	11:35.501	27	1	1:39.586	31.401	31.965	36.220	266.7	58:56.926	
6	2	10:01.539	8:45.871	32.565	43.103		21:37.040	28	1	1:55.252 B	33.771	34.423	47.058	258.4	1:00:52.178	
7	2	3:29.009	1:12.250	1:02.813	1:13.946	78.8	25:06.049									
8	2	3:27.085	1:12.205	1:00.744	1:14.136	79.9	28:33.134									
9	2	2:27.937	1:12.265	39.371	36.301	80.0	31:01.071									
10	2	1:42.731	31.743	32.561	38.427	266.0	32:43.802									
11	2	1:41.556	31.546	33.037	36.973	271.4	34:25.358									
12	2	1:42.468	31.202	33.007	38.259	269.3	36:07.826									
13	2	1:39.456	31.386	31.843	36.227	268.0	37:47.282									
14	2	1:39.520	31.182	31.871	36.467	269.3	39:26.802									
15	2	1:40.785	31.684	32.517	36.584	270.0	41:07.587									
16	2	2:31.077	31.106	45.286	1:14.685	269.3	43:38.664									
17	2	2:10.769	1:02.246	32.206	36.317	80.1	45:49.433									
18	2	1:41.035	31.943	32.774	36.318	268.7	47:30.468									
19	2	1:39.860	31.292	31.815	36.753	269.3	49:10.328									
20	2	1:47.288 B	31.252	32.047	43.989	269.3	50:57.616									
21	1	3:51.596	2:42.571	32.644	36.381		54:49.212									
22	1	1:39.717	31.236	31.936	36.545	268.7	56:28.929									
23	1	1:39.486	31.446	31.960	36.080	269.3	58:08.415									
24	1	1:39.817	31.343	32.156	36.318	269.3	59:48.232									
25	1	1:39.540	31.236	32.026	36.278	269.3	1:01:27.772									
77		Team Thor					Ligier JS P320 - Nissan									
		1.Audunn GUDMUNDSSON					LMP3									
		2.Michael MARKUSSEN														
1	2	4:37.072	3:19.745	37.420	39.907		4:37.072	23	1	1:48.724 B	32.716	32.698	43.310	257.1	50:17.945	
2	2	1:46.124	33.138	34.741	38.245	258.4	6:23.196	24	1	3:32.971	2:17.333	36.011	39.627		53:50.916	
3	2	1:41.306	31.768	32.550	36.988	265.4	8:04.502	25	1	1:46.498	32.910	35.661	37.927	262.1	55:37.414	
4	2	1:40.359	31.443	32.280	36.636	266.7	9:44.861	26	1	1:39.926	31.573	32.070	36.283	265.4	57:17.340	
5	2	1:40.048	31.356	32.060	36.632	266.7	11:24.909	27	1	1:39.586	31.401	31.965	36.220	266.7	58:56.926	
6	2	1:45.913	31.710	35.750	38.453	266.7	13:10.822	28	1	1:55.252 B	33.771	34.423	47.058	258.4	1:00:52.178	
7	2	1:41.337	32.453	32.305	36.579	266.7	14:52.159									
8	2	1:40.253	31.476	31.932	36.845	267.3	16:32.412									
9	2	1:54.318	35.920	40.550	37.848	268.0	18:26.730									
10	2	1:41.173	32.116	32.562	36.495	269.3	20:07.903									
11	2	2:07.950	31.477	32.854	1:03.619	267.3	22:15.853									
12	1	7:27.970	5:07.390	1:06.039	1:14.541		29:43.823									
13	1	2:02.929	51.829	34.119	36.981	79.8	31:46.752									
14	1	1:41.619	31.864	32.714	37.041	264.7	33:28.371									
15	1	1:41.154	31.809	32.666	36.679	264.1	35:09.525									
16	1	1:40.912	31.822	32.221	36.869	265.4	36:50.437									
17	1	1:49.617	35.183	37.478	36.956	266.7	38:40.054									
18	1	1:40.417	31.622	32.316	36.479	266.0	40:20.471									
19	1	1:40.533	31.630	32.447	36.456	266.0	42:01.004									
20	1	3:03.192	1:11.159	1:04.957	47.076	73.4	45:04.196									
21	1	1:40.817	31.710	32.181	36.926	265.4	46:45.013									
22	1	1:44.208	31.791	32.641	39.776	264.1	48:29.221									
88		GMB Motorsport					Honda NSX GT3									
		1.Jan MAGNUSSEN					GT3									
		2.Lars Engelbrecht PEDERSEN														
1	2	3:47.494	2:25.223	39.108	43.163		3:47.494	23	1	1:48.724 B	32.716	32.698	43.310	257.1	50:17.945	
2	2	1:50.979	35.075	35.569	40.335	250.6	5:38.473	24	1	3:32.971	2:17.333	36.011	39.627		53:50.916	
3	2	1:52.007	35.061	35.235	41.711	255.3	7:30.480	25	1	1:46.498	32.910	35.661	37.927	262.1	55:37.414	
4	2	1:59.748 B	34.319	35.475	49.954	257.8	9:30.228	26	1	1:39.926	31.573	32.070	36.283	265.4	57:17.340	
5	2	3:13.794	1:50.377	41.178	42.239		12:44.022	27	1	1:39.586	31.401	31.965	36.220	266.7	58:56.926	
6	2	1:48.581	34.168	34.209	40.204	258.4	14:32.603	28	1	1:55.252 B	33.771	34.423	47.058	258.4	1:00:52.178	
7	2	1:49.780	34.824	35.145	39.811	257.8	16:22.383									
8	2	1:46.732	33.439	34.152	39.141	260.9	18:09.115									
9	2	1:47.511	33.415	34.970	39.126	261.5	19:56.626									
10	2	2:12.237 B	33.353	33.788	1:05.096	261.5	22:08.863									
11	1	6:22.096	3:59.017	1:08.068	1:15.011		28:30.959									
12	1	2:35.180	1:13.331	43.217	38.632	79.7	31:06.139									
13	1	1:44.073	32.876	33.018	38.179	260.2	32:50.212									
14	1	1:43.721	32.726	33.013	37.982	262.1	34:33.933									
15	1	1:44.310	32.583	33.556	38.171	264.1	36:18.243									
16	1	1:43.292	32.463	32.720	38.109	263.4	38:01.535									
17	1	1:43.714	32.471	32.912	38.331	263.4	39:45.249									
18	1	2:05.947	32.947	33.178	59.822	262.8	41:51.196									
19	1	2:56.424	48.774	1:01.665	1:05.985	260.9	44:47.620									
20	1	1:48.337	34.197	34.601	39.539	245.5	46:35.957									
21	1	1:43.470	32.656	32.771	38.043	260.2	48:19.427									
22	1	1:44.047	33.053	32.948	38.046	262.8	50:03.474									
23	1	1:43.117	32.411	32.814	37.892	261.5	51:46.591									
24	1	1:43.006	32.401	32.667	37.938	262.8	53:29.597									
25	1	1:43.131	32.415	32.648	38.068	264.1	55:12.728									
26	1	1:43.577	32.467	33.051	38.059	263.4	56:56.305									
27	1	1:44.313	32.980	32.813	38.520	261.5	58:40.618									
28	1	1:43.168	32.390	32.708	38.070	260.2	1:00:23.786									
99		Bullitt Racing					Aston Martin Vantage GT3									
		1.Stephen PATTRICK					GT3									
		2.Valentin HASSE-CLOT														
1	2	3:33.928	2:18.035	36.054	39.839		3:33.928	23	1	1:48.724 B	32.716	32.698	43.310	257.1	50:17.945	
2	2	1:44.118	32.874	32.961	38.283	260.9	5:18.046	24	1	3:32.971	2:17.333	36.011	39.627		53:50.916	
3	2	1:43.995	32.622	33.101	38.272	262.1	7:02.041	25	1	1:46.498	32.910	35.661	37.927	262.1	55:37.414	
4	2	1:42.517	32.182	32.581	37.754	262.8	8:44.558	26	1	1:39.926	31.573	32.070	36.283	265.4	57:17.340	
5	2	1:42.975	32.339	32.714	37.922	264.7	10:27.533	27	1	1:39.586	31.401	31.965	36.220	266.7	58:56.926	
6	2	1:54.090 B	32.241	33.656	48.193	264.7	12:21.623	28	1	1:55.252 B	33.771	34.423	47.058	258.4	1:00:52.178	
7	1	3:51.939	2:34.839	35.510	41.590		16:13.562									
8	1	1:48.290	34.406	34.478	39.406	258.4	18:01.852									
9	1	1:47.783	33.815	34.482	39.486	260.9	19:49.635									
10	1	2:16.016	33.915	37.604	1:04.597	260.9	22:05.651									
11	1	3:45.325	1:12.975	1:15.090	1:17.260	81.										



Michelin Le Mans Cup

Portimao Round

Free Practice 2

Sector Analysis

■ Lap under Red Flag
 ■ Invalidated Lap
 ■ Personal Best
 ■ Session Best
 B Crossing the pit lane

Lap	D	Time	Sector 1	Sector 2	Sector 3	T. Spd	Elapsed	Lap	D	Time	Sector 1	Sector 2	Sector 3	T. Spd	Elapsed
14	1	1:50.835	34.725	35.524	40.586	251.7	33:29.875								
15	1	1:50.696	36.479	34.758	39.459	254.7	35:20.571								
16	1	1:53.008	34.484	35.767	42.757	260.9	37:13.579								
17	1	1:48.113	33.862	34.736	39.515	259.0	39:01.692								
18	1	1:48.784	33.952	34.731	40.101	260.9	40:50.476								
19	1	2:27.207 B	35.236	35.308	1:16.663	232.3	43:17.683								
20	2	5:57.273	4:27.098	43.240	46.935		49:14.956								
21	2	2:31.670 B	41.634	45.998	1:04.038	167.2	51:46.626								